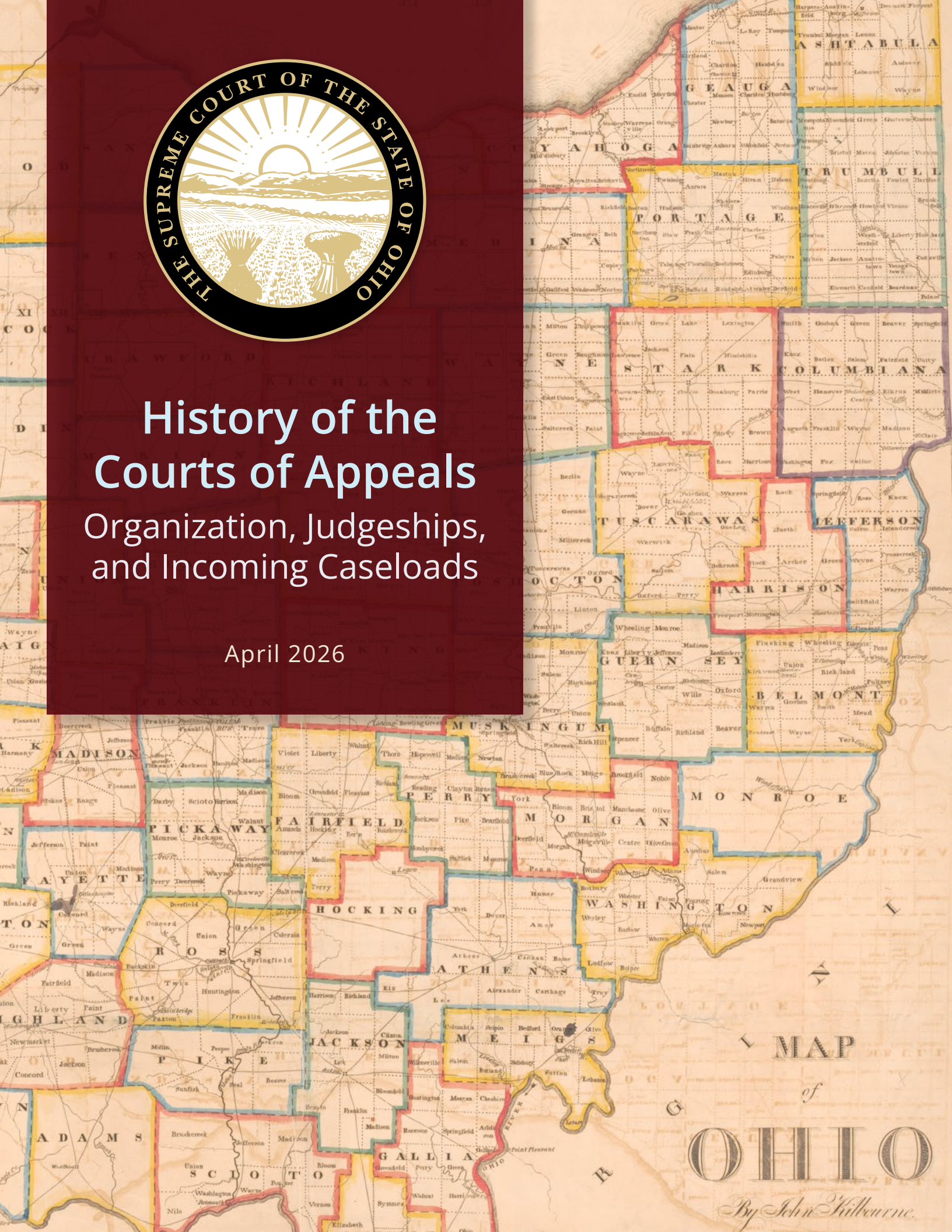




History of the Courts of Appeals Organization, Judgeships, and Incoming Caseloads

April 2026





History of the Courts of Appeals

Organization, Judgeships, and Incoming Caseloads

April 2026

Sharon L. Kennedy

CHIEF JUSTICE

Patrick F. Fischer

R. Patrick DeWine

Jennifer Brunner

Joseph T. Deters

Daniel R. Hawkins

Megan E. Shanahan

JUSTICES

Robert W. Horner, III

ADMINISTRATIVE DIRECTOR

James P. Cappelli

DEPUTY ADMINISTRATIVE DIRECTOR,
OPERATIONS

Gina White Palmer

DEPUTY ADMINISTRATIVE DIRECTOR,
LEGAL SERVICES



Organization of the Appellate Districts

Under Article IV, Section 3(A) of the Ohio Constitution, the state must be divided by law into compact appellate districts, each served by a court of appeals composed of no fewer than three judges. At the time of the Ohio Revised Code’s adoption in 1953, the state was divided into nine appellate districts by the General Assembly. The configuration of these districts has since been modified during four subsequent periods of redistricting. *See Table 1.*

Table 1. Number of Appellate Districts, 1953 to Present

Period	Number of Districts
1953 to 1956	9
1957 to 1968	10
1969 to 1980	11
1980 to Present	12

Table 2 shows the number of counties that comprised each appellate district over the four time periods identified above.

Table 2. Number of Counties in Each Appellate District

District	Number of Counties			
	1953-1956	1957-1968	1969-1980	1981-Pres
First	5	5	5	1
Second	11	10	10	6
Third	16	16	16	17
Fourth	15	15	15	14
Fifth	15	15	15	15
Sixth	8	8	8	8
Seventh	13	13	8	8
Eighth	1	1	1	1
Ninth	4	4	4	4
Tenth	-	1	1	1
Eleventh	-	-	5	5
Twelfth	-	-	-	8

Counties Subject to Redistricting Since 1957

In 1957, the General Assembly created the Tenth District Court of Appeals by removing Franklin County from the Second District. This made the Tenth District the second single-county appellate district in Ohio, alongside Cuyahoga County in the Eighth District.¹ Additional redistricting occurred in 1969 with the creation of the Eleventh District, and again in 1981 with the establishment of the Twelfth District. Since 1957, a total of 15 counties have undergone redistricting (see Table 3; changes are shown in bold). A complete history of all 88 counties and their respective appellate districts is provided in Appendix A. Maps showing each of the four configurations since 1953 are provided in Appendices B-1 through B-4.

Table 3. Counties Subject to Redistricting Since 1957

County	Appellate Districts			
	1953-1956	1957-1968	1969-1980	1981-Pres
Ashtabula	Seventh	Seventh	Eleventh	Eleventh
Brown	Fourth	Fourth	Fourth	Twelfth
Butler	First	First	First	Twelfth
Clermont	First	First	First	Twelfth
Clinton	First	First	First	Twelfth
Fayette	Second	Second	Second	Twelfth
Franklin	Second	Tenth	Tenth	Tenth
Geauga	Seventh	Seventh	Eleventh	Eleventh
Lake	Seventh	Seventh	Eleventh	Eleventh
Madison	Second	Second	Second	Twelfth
Portage	Seventh	Seventh	Eleventh	Eleventh
Preble	Second	Second	Second	Twelfth
Shelby	Second	Second	Second	Third
Trumbull	Seventh	Seventh	Eleventh	Eleventh
Warren	First	First	First	Twelfth

1 The First District, currently comprised solely of Hamilton County, did not become a single-county district until 1981.

Judgeships

In 1953, there were 27 judgeships across nine districts, with each district meeting the constitutional minimum of three judgeships. The total increased to 30 in 1957 with the creation of the Tenth District Court of Appeals. Between 1963 and 2009, the General Assembly authorized the addition of 39 more judgeships across various districts, bringing the total to the current 69 judgeships. Table 4 details the years in which these changes occurred (with 1953 included as the baseline). Changes are noted in bold.

Table 4. Changes to the Number of Judgeships

Year	Appellate Districts												TOTAL
	First	Second	Third	Fourth	Fifth	Sixth	Seventh	Eighth	Ninth	Tenth	Eleventh	Twelfth	
1953	3	3	3	3	3	3	3	3	3	-	-	-	27
1957	3	3	3	3	3	3	3	3	3	3	-	-	30
1963	3	3	3	3	3	3	3	6	3	4	-	-	34
1969	3	3	3	3	3	3	3	6	3	4	3	-	37
1971	3	3	3	3	3	3	3	6	3	5	3	-	38
1977	6	3	3	3	3	3	3	9	3	5	3	-	44
1981	6	4	3	3	4	4	3	9	4	6	3	3	52
1983	6	4	3	3	5	4	3	9	4	6	3	3	53
1987	6	5	4	3	5	4	3	9	5	7	3	4	58
1989	6	5	4	4	5	4	3	9	5	7	3	4	59
1991	6	5	4	4	5	5	3	12	5	8	4	4	65
1997	6	5	4	4	5	5	4	12	5	8	4	4	66
2001	6	5	4	4	6	5	4	12	5	8	5	4	68
2009	6	5	4	4	6	5	4	12	5	8	5	5	69

Incoming Caseloads

The Supreme Court of Ohio began collecting caseload statistics from the courts of appeals in 1958. Shown in Figure 1 is the total number of incoming cases filed each year between 1958 and 2024 in all courts of appeals for all case types combined.

Figure 1. Incoming Cases Statewide, All Case Types Combined, 1958 to 2024

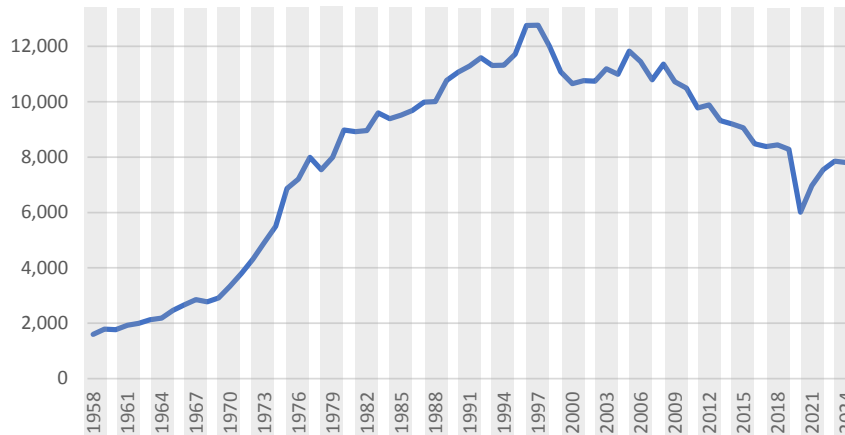
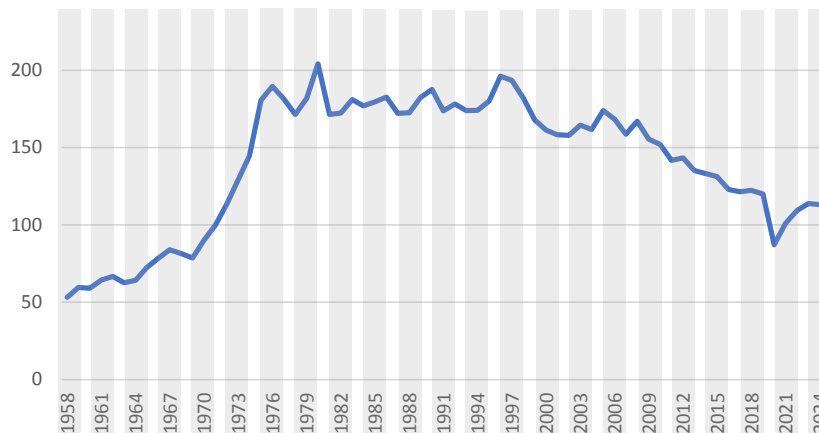


Figure 2 shows the number of incoming cases *per judge* across the courts of appeals between 1958 and 2024 for all case types combined. In 2024, there were 113 incoming cases per judge, a decline of 45% from the peak of 204 incoming cases per judge in 1980.

Figure 2. Incoming Cases Per Judge Statewide, All Case Types Combined, 1958 to 2024



Provided in Appendix C are incoming cases for each appellate district between 1958 and 2024 and provided in Appendix D are incoming cases *per judge* for each appellate district between 1958 and 2024.

Incoming cases by case type, both statewide and by appellate district, for the years 2015 through 2024 are provided in Appendix E.

Courts of Appeals Staff Wages

Pursuant to R.C. 2501.17, the Supreme Court of Ohio pays the wages of staff employed by Ohio's courts of appeals. Appendix F provides a summary of these wages over the past ten fiscal years, including the year-over-year percentage changes.



Appendix A

Appellate Districts by County: 1953 to Present

Changes highlighted in bold.

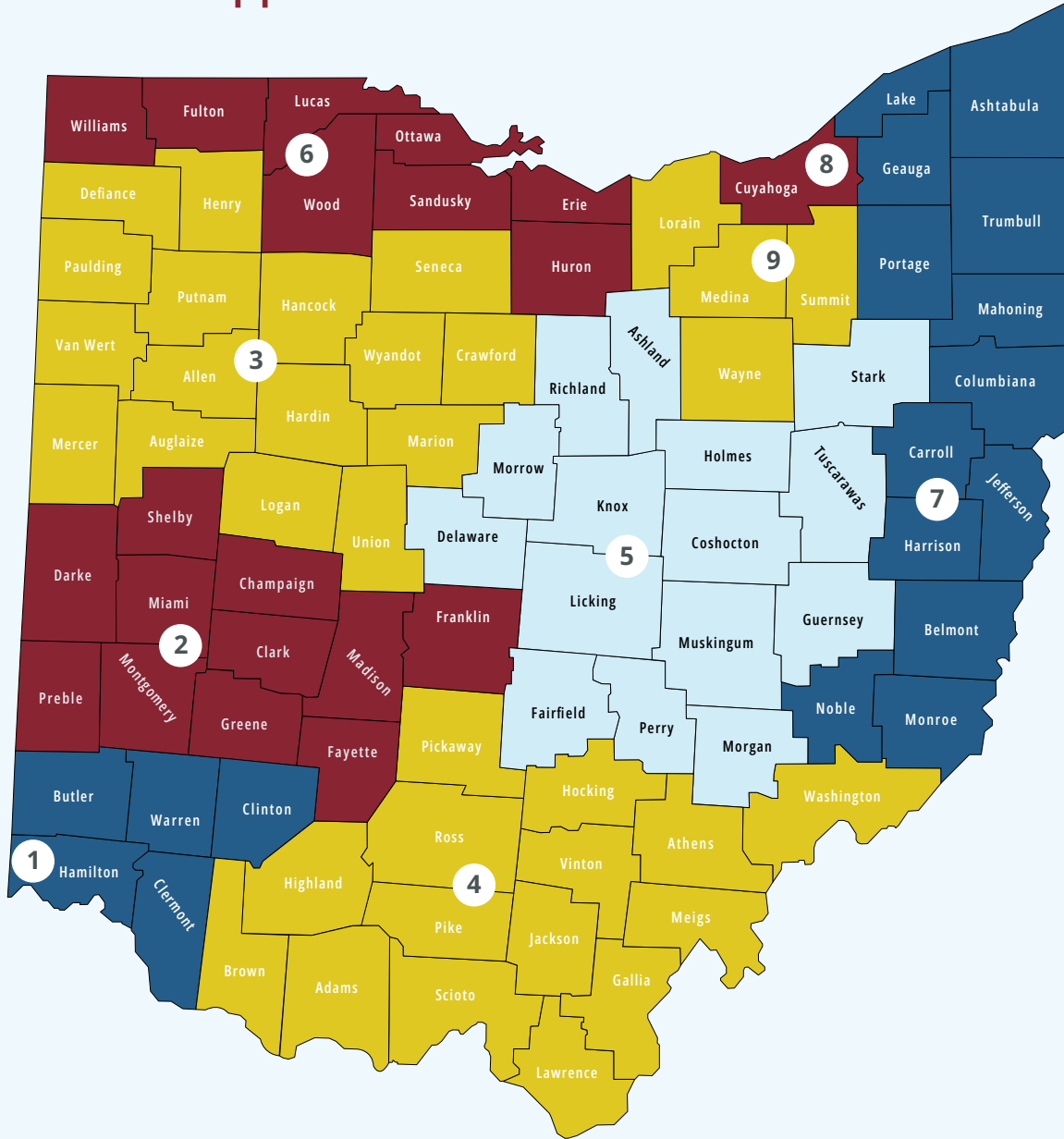
County	Appellate District			
	1953-1956	1957-1968	1969-1980	1981-Pres.
Adams	Fourth	Fourth	Fourth	Fourth
Allen	Third	Third	Third	Third
Ashland	Fifth	Fifth	Fifth	Fifth
Ashtabula	Seventh	Seventh	Eleventh	Eleventh
Athens	Fourth	Fourth	Fourth	Fourth
Auglaize	Third	Third	Third	Third
Belmont	Seventh	Seventh	Seventh	Seventh
Brown	Fourth	Fourth	Fourth	Twelfth
Butler	First	First	First	Twelfth
Carroll	Seventh	Seventh	Seventh	Seventh
Champaign	Second	Second	Second	Second
Clark	Second	Second	Second	Second
Clermont	First	First	First	Twelfth
Clinton	First	First	First	Twelfth
Columbiana	Seventh	Seventh	Seventh	Seventh
Coshocton	Fifth	Fifth	Fifth	Fifth
Crawford	Third	Third	Third	Third
Cuyahoga	Eighth	Eighth	Eighth	Eighth
Darke	Second	Second	Second	Second
Defiance	Third	Third	Third	Third
Delaware	Fifth	Fifth	Fifth	Fifth
Erie	Sixth	Sixth	Sixth	Sixth
Fairfield	Fifth	Fifth	Fifth	Fifth
Fayette	Second	Second	Second	Twelfth
Franklin	Second	Tenth	Tenth	Tenth
Fulton	Sixth	Sixth	Sixth	Sixth
Gallia	Fourth	Fourth	Fourth	Fourth

Supreme Court of Ohio

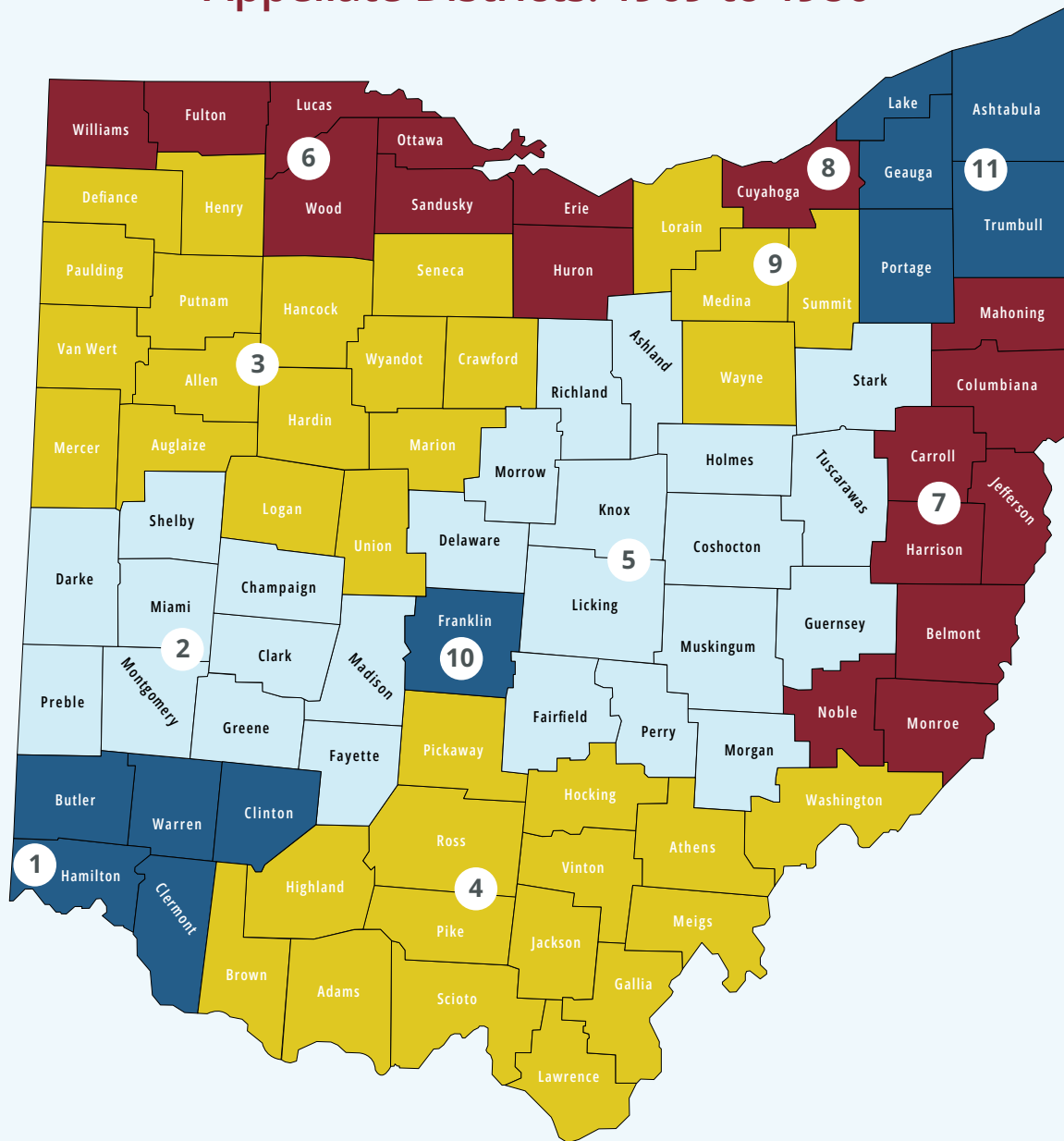
County	Appellate District			
	1953-1956	1957-1968	1969-1980	1981-Pres.
Geauga	Seventh	Seventh	Eleventh	Eleventh
Greene	Second	Second	Second	Second
Guernsey	Fifth	Fifth	Fifth	Fifth
Hamilton	First	First	First	First
Hancock	Third	Third	Third	Third
Hardin	Third	Third	Third	Third
Harrison	Seventh	Seventh	Seventh	Seventh
Henry	Third	Third	Third	Third
Highland	Fourth	Fourth	Fourth	Fourth
Hocking	Fourth	Fourth	Fourth	Fourth
Holmes	Fifth	Fifth	Fifth	Fifth
Huron	Sixth	Sixth	Sixth	Sixth
Jackson	Fourth	Fourth	Fourth	Fourth
Jefferson	Seventh	Seventh	Seventh	Seventh
Knox	Fifth	Fifth	Fifth	Fifth
Lake	Seventh	Seventh	Eleventh	Eleventh
Lawrence	Fourth	Fourth	Fourth	Fourth
Licking	Fifth	Fifth	Fifth	Fifth
Logan	Third	Third	Third	Third
Lorain	Ninth	Ninth	Ninth	Ninth
Lucas	Sixth	Sixth	Sixth	Sixth
Madison	Second	Second	Second	Twelfth
Mahoning	Seventh	Seventh	Seventh	Seventh
Marion	Third	Third	Third	Third
Medina	Ninth	Ninth	Ninth	Ninth
Meigs	Fourth	Fourth	Fourth	Fourth
Mercer	Third	Third	Third	Third
Miami	Second	Second	Second	Second
Monroe	Seventh	Seventh	Seventh	Seventh
Montgomery	Second	Second	Second	Second
Morgan	Fifth	Fifth	Fifth	Fifth

Appellate District				
County	1953-1956	1957-1968	1969-1980	1981-Pres.
Morrow	Fifth	Fifth	Fifth	Fifth
Muskingum	Fifth	Fifth	Fifth	Fifth
Noble	Seventh	Seventh	Seventh	Seventh
Ottawa	Sixth	Sixth	Sixth	Sixth
Paulding	Third	Third	Third	Third
Perry	Fifth	Fifth	Fifth	Fifth
Pickaway	Fourth	Fourth	Fourth	Fourth
Pike	Fourth	Fourth	Fourth	Fourth
Portage	Seventh	Seventh	Eleventh	Eleventh
Preble	Second	Second	Second	Twelfth
Putnam	Third	Third	Third	Third
Richland	Fifth	Fifth	Fifth	Fifth
Ross	Fourth	Fourth	Fourth	Fourth
Sandusky	Sixth	Sixth	Sixth	Sixth
Scioto	Fourth	Fourth	Fourth	Fourth
Seneca	Third	Third	Third	Third
Shelby	Second	Second	Second	Third
Stark	Fifth	Fifth	Fifth	Fifth
Summit	Ninth	Ninth	Ninth	Ninth
Trumbull	Seventh	Seventh	Eleventh	Eleventh
Tuscarawas	Fifth	Fifth	Fifth	Fifth
Union	Third	Third	Third	Third
Van Wert	Third	Third	Third	Third
Vinton	Fourth	Fourth	Fourth	Fourth
Warren	First	First	First	Twelfth
Washington	Fourth	Fourth	Fourth	Fourth
Wayne	Ninth	Ninth	Ninth	Ninth
Williams	Sixth	Sixth	Sixth	Sixth
Wood	Sixth	Sixth	Sixth	Sixth
Wyandot	Third	Third	Third	Third

Appendix B-1 Appellate Districts: 1953 to 1956



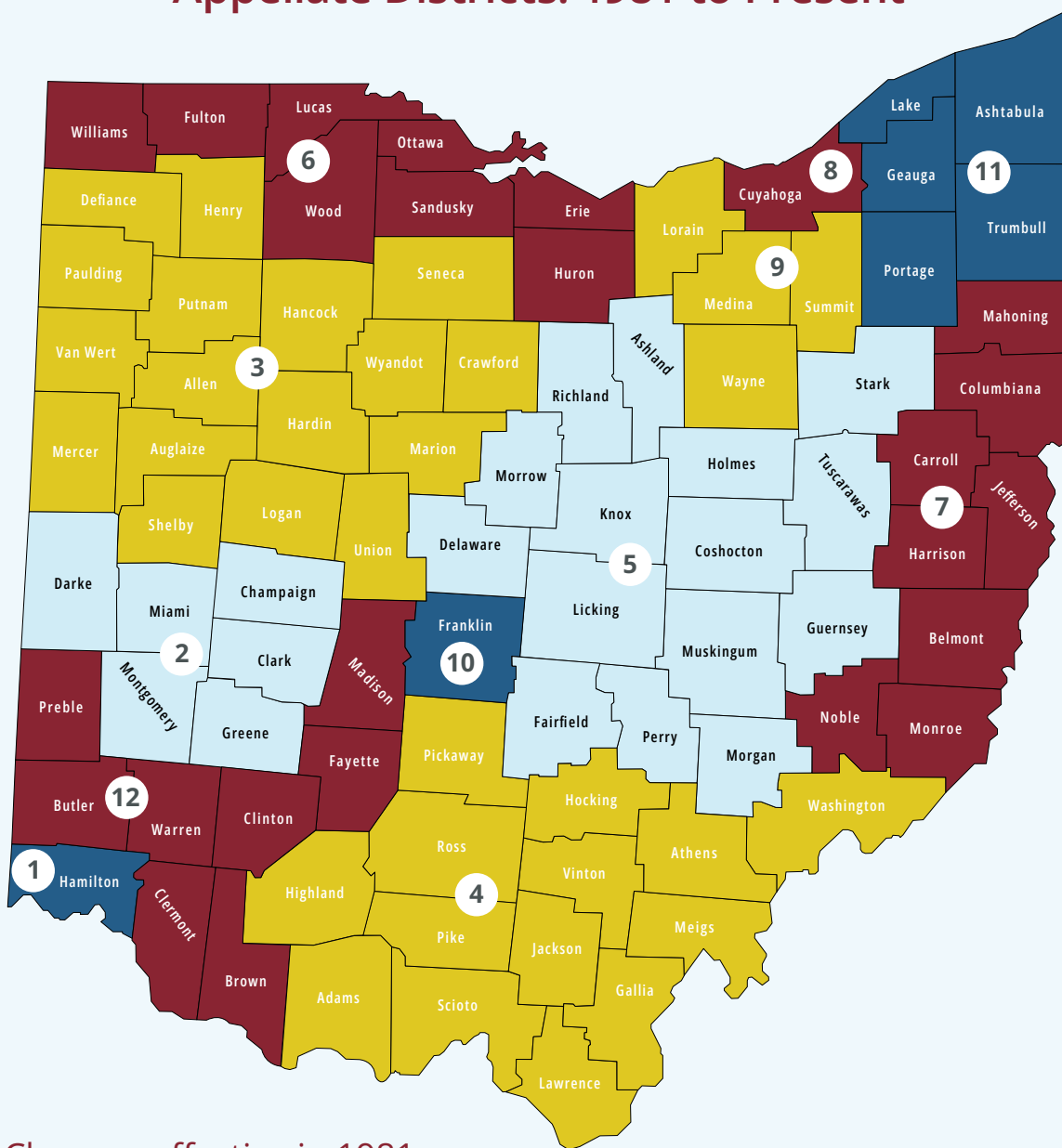
Appendix B-3 Appellate Districts: 1969 to 1980



Changes effective in 1969:

- The Eleventh District was established.
- Ashtabula, Geauga, Lake, Portage, and Trumbull counties were transferred from the Seventh District into the Eleventh District.

Appendix B-4 Appellate Districts: 1981 to Present



Changes effective in 1981:

- The Twelfth District was established.
- Butler, Clermont, Clinton, and Warren counties were transferred from the First District to the Twelfth District.
- Brown County was transferred from the Fourth District to the Twelfth District.
- Fayette, Madison, and Preble counties were transferred from the Second District to the Twelfth District.
- Shelby County was transferred from the Second District to the Third District.

Appendix C

Courts of Appeals: Incoming Cases, 1958 to Present

Figures in bold indicate years with a change in the number of judgeships.

“N/A” means not applicable (district did not exist). No data prior to 1958.

Year	First	Second	Third	Fourth	Fifth	Sixth	Seventh	Eighth	Ninth	Tenth	Eleventh	Twelfth	State
1958	167	128	85	73	104	154	172	354	156	202	N/A	N/A	1,595
1959	223	131	113	85	115	150	169	369	167	264	N/A	N/A	1,786
1960	178	122	96	61	137	164	162	345	175	331	N/A	N/A	1,771
1961	222	137	119	93	139	160	198	410	175	276	N/A	N/A	1,929
1962	219	156	90	76	157	205	195	421	184	299	N/A	N/A	2,002
1963	216	137	92	94	161	163	262	491	155	356	N/A	N/A	2,127
1964	236	179	110	115	150	154	282	446	190	323	N/A	N/A	2,185
1965	268	181	106	95	239	195	290	489	228	378	N/A	N/A	2,469
1966	282	215	104	134	237	226	299	598	255	314	N/A	N/A	2,664
1967	397	245	117	112	234	229	299	631	237	354	N/A	N/A	2,855
1968	356	210	106	129	261	224	275	582	252	376	N/A	N/A	2,771
1969	427	237	156	128	221	236	142	591	274	358	141	N/A	2,911
1970	518	307	166	136	274	265	131	712	320	317	187	N/A	3,333
1971	579	314	237	157	305	291	155	820	291	457	192	N/A	3,798
1972	605	487	225	168	405	314	152	900	380	421	254	N/A	4,311
1973	867	485	286	207	400	362	171	939	418	507	267	N/A	4,909
1974	913	553	298	242	483	436	194	1,035	448	606	295	N/A	5,503
1975	1,001	583	281	305	718	447	239	1,701	538	705	351	N/A	6,869
1976	935	684	348	304	619	520	279	1,720	646	746	403	N/A	7,204

History of the Courts of Appeals: *Organization, Judgeships, and Incoming Caseloads*

Year	First	Second	Third	Fourth	Fifth	Sixth	Seventh	Eighth	Ninth	Tenth	Eleventh	Twelfth	State
1977	1,155	683	326	380	643	515	344	1,914	646	971	415	N/A	7,992
1978	1,082	766	344	370	618	543	325	1,481	704	871	442	N/A	7,546
1979	1,282	766	369	374	730	593	225	1,480	691	973	511	N/A	7,994
1980	1,354	837	504	416	825	707	325	1,649	821	989	553	N/A	8,980
1981	1,093	870	429	410	769	675	358	1,557	810	1,043	511	390	8,915
1982	1,040	849	433	478	857	645	324	1,515	781	1,098	548	395	8,963
1983	993	896	479	419	822	710	330	1,742	957	1,227	551	467	9,593
1984	1,005	807	492	435	748	770	364	1,709	812	1,177	588	476	9,383
1985	929	850	450	465	885	783	345	1,796	811	1,109	597	502	9,522
1986	919	909	493	476	807	793	393	1,815	855	1,184	572	467	9,683
1987	921	854	493	440	892	768	369	1,949	871	1,237	668	521	9,983
1988	840	912	472	443	925	745	425	2,145	824	1,206	578	490	10,005
1989	887	1,006	565	491	966	749	392	2,202	896	1,520	583	514	10,771
1990	995	898	609	511	975	790	410	2,279	933	1,439	656	577	11,072
1991	1,018	911	619	462	1,094	887	421	2,029	1,095	1,540	646	567	11,289
1992	1,026	993	629	530	1,039	831	457	1,937	1,049	1,803	669	623	11,586
1993	1,014	868	524	489	1,104	819	529	1,952	917	1,790	710	596	11,312
1994	1,085	945	585	568	1,072	794	498	1,766	908	1,859	657	586	11,323
1995	1,007	1,062	557	512	1,280	903	519	1,804	1,053	1,682	737	599	11,715
1996	1,209	1,071	551	572	1,308	838	555	1,956	1,266	1,799	946	680	12,751
1997	1,175	1,083	582	588	1,270	977	534	2,059	1,234	1,732	866	666	12,766
1998	1,059	981	619	504	1,125	839	518	2,109	1,037	1,672	849	695	12,007
1999	944	869	630	451	1,150	803	617	1,802	942	1,538	667	666	11,079
2000	888	875	589	504	1,069	742	505	1,677	943	1,533	678	645	10,648

Supreme Court of Ohio

Year	First	Second	Third	Fourth	Fifth	Sixth	Seventh	Eighth	Ninth	Tenth	Eleventh	Twelfth	State
2001	817	898	457	430	1,200	834	479	1,740	985	1,509	744	667	10,760
2002	894	935	620	466	1,213	750	513	1,729	720	1,476	711	718	10,745
2003	1,013	908	668	468	1,257	721	506	1,887	1,004	1,282	757	721	11,192
2004	949	867	658	415	1,207	722	512	1,846	1,024	1,420	647	727	10,994
2005	1,036	991	618	519	1,220	818	552	1,961	1,049	1,468	654	942	11,828
2006	1,121	983	642	501	1,272	802	432	1,759	950	1,514	706	769	11,451
2007	931	950	581	482	1,184	770	422	1,744	966	1,340	643	776	10,789
2008	1,326	966	555	427	1,347	804	438	1,855	949	1,358	591	746	11,362
2009	947	978	473	417	1,151	654	377	1,937	1,055	1,448	560	723	10,720
2010	872	905	542	463	1,140	720	320	1,907	1,022	1,353	533	712	10,489
2011	899	850	514	450	1,081	663	370	1,666	899	1,264	543	581	9,780
2012	915	863	478	414	1,055	843	389	1,687	893	1,166	563	620	9,886
2013	881	826	482	420	1,008	633	395	1,581	838	1,143	497	617	9,321
2014	808	818	425	390	923	655	393	1,697	835	1,160	496	596	9,196
2015	835	747	422	347	932	627	409	1,618	790	1,239	509	585	9,060
2016	956	639	405	391	855	629	384	1,453	776	966	474	550	8,478
2017	738	720	443	293	904	594	369	1,466	752	1,020	541	539	8,379
2018	706	693	464	309	894	574	318	1,514	760	1,105	506	602	8,445
2019	758	687	551	307	922	652	329	1,373	698	927	535	548	8,287
2020	468	531	412	263	699	458	272	922	515	652	421	401	6,014
2021	711	592	398	268	752	521	278	1,146	624	784	410	485	6,969
2022	682	582	492	258	868	597	351	1,297	614	861	531	417	7,550
2023	708	602	524	334	824	581	328	1,431	695	911	466	449	7,853
2024	742	600	517	321	969	607	304	1,350	658	841	452	441	7,802

Appendix D

Courts of Appeals: Incoming Cases Per Judge, 1958 to Present

Figures in bold indicate years with a change in the number of judgeships.

“N/A” means not applicable (district did not exist). No data prior to 1958.

Year	First	Second	Third	Fourth	Fifth	Sixth	Seventh	Eighth	Ninth	Tenth	Eleventh	Twelfth	State
1958	56	43	28	24	35	51	57	118	52	67	N/A	N/A	53
1959	74	44	38	28	38	50	56	123	56	88	N/A	N/A	60
1960	59	41	32	20	46	55	54	115	58	110	N/A	N/A	59
1961	74	46	40	31	46	53	66	137	58	92	N/A	N/A	64
1962	73	52	30	25	52	68	65	140	61	100	N/A	N/A	67
1963	72	46	31	31	54	54	87	82	52	89	N/A	N/A	63
1964	79	60	37	38	50	51	94	74	63	81	N/A	N/A	64
1965	89	60	35	32	80	65	97	82	76	95	N/A	N/A	73
1966	94	72	35	45	79	75	100	100	85	79	N/A	N/A	78
1967	132	82	39	37	78	76	100	105	79	89	N/A	N/A	84
1968	119	70	35	43	87	75	92	97	84	94	N/A	N/A	82
1969	142	79	52	43	74	79	47	99	91	90	47	N/A	79
1970	173	102	55	45	91	88	44	119	107	79	62	N/A	90
1971	193	105	79	52	102	97	52	137	97	91	64	N/A	100
1972	202	162	75	56	135	105	51	150	127	84	85	N/A	113
1973	289	162	95	69	133	121	57	157	139	101	89	N/A	129
1974	304	184	99	81	161	145	65	173	149	121	98	N/A	145
1975	334	194	94	102	239	149	80	284	179	141	117	N/A	181
1976	312	228	116	101	206	173	93	287	215	149	134	N/A	190

Supreme Court of Ohio

Year	First	Second	Third	Fourth	Fifth	Sixth	Seventh	Eighth	Ninth	Tenth	Eleventh	Twelfth	State
1977	193	228	109	127	214	172	115	213	215	194	138	N/A	182
1978	180	255	115	123	206	181	108	165	235	174	147	N/A	172
1979	214	255	123	125	243	198	75	164	230	195	170	N/A	182
1980	226	279	168	139	275	236	108	183	274	198	184	N/A	204
1981	182	218	143	137	192	169	119	173	203	174	170	130	171
1982	173	212	144	159	214	161	108	168	195	183	183	132	172
1983	166	224	160	140	164	178	110	194	239	205	184	156	181
1984	168	202	164	145	150	193	121	190	203	196	196	159	177
1985	155	213	150	155	177	196	115	200	203	185	199	167	180
1986	153	227	164	159	161	198	131	202	214	197	191	156	183
1987	154	171	123	147	178	192	123	217	174	177	223	130	172
1988	140	182	118	148	185	186	142	238	165	172	193	123	173
1989	148	201	141	123	193	187	131	245	179	217	194	129	183
1990	166	180	152	128	195	198	137	253	187	206	219	144	188
1991	170	182	155	116	219	177	140	169	219	193	162	142	174
1992	171	199	157	133	208	166	152	161	210	225	167	156	178
1993	169	174	131	122	221	164	176	163	183	224	178	149	174
1994	181	189	146	142	214	159	166	147	182	232	164	147	174
1995	168	212	139	128	256	181	173	150	211	210	184	150	180
1996	202	214	138	143	262	168	185	163	253	225	237	170	196
1997	196	217	146	147	254	195	134	172	247	217	217	167	193
1998	177	196	155	126	225	168	130	176	207	209	212	174	182
1999	157	174	158	113	230	161	154	150	188	192	167	167	168
2000	148	175	147	126	214	148	126	140	189	192	170	161	161

History of the Courts of Appeals: *Organization, Judgeships, and Incoming Caseloads*

Year	First	Second	Third	Fourth	Fifth	Sixth	Seventh	Eighth	Ninth	Tenth	Eleventh	Twelfth	State
2001	136	180	114	108	200	167	120	145	197	189	149	167	158
2002	149	187	155	117	202	150	128	144	144	185	142	180	158
2003	169	182	167	117	210	144	127	157	201	160	151	180	165
2004	158	173	165	104	201	144	128	154	205	178	129	182	162
2005	173	198	155	130	203	164	138	163	210	184	131	236	174
2006	187	197	161	125	212	160	108	147	190	189	141	192	168
2007	155	190	145	121	197	154	106	145	193	168	129	194	159
2008	221	193	139	107	225	161	110	155	190	170	118	187	167
2009	158	196	118	104	192	131	94	161	211	181	112	145	155
2010	145	181	136	116	190	144	80	159	204	169	107	142	152
2011	150	170	129	113	180	133	93	139	180	158	109	116	142
2012	153	173	120	104	176	169	97	141	179	146	113	124	143
2013	147	165	121	105	168	127	99	132	168	143	99	123	135
2014	135	164	106	98	154	131	98	141	167	145	99	119	133
2015	139	149	106	87	155	125	102	135	158	155	102	117	131
2016	159	128	101	98	143	126	96	121	155	121	95	110	123
2017	123	144	111	73	151	119	92	122	150	128	108	108	121
2018	118	139	116	77	149	115	80	126	152	138	101	120	122
2019	126	137	138	77	154	130	82	114	140	116	107	110	120
2020	78	106	103	66	117	92	68	77	103	82	84	80	87
2021	119	118	100	67	125	104	70	96	125	98	82	97	101
2022	114	116	123	65	145	119	88	108	123	108	106	83	109
2023	118	120	131	84	137	116	82	119	139	114	93	90	114
2024	124	120	129	80	162	121	76	113	132	105	90	88	113

Appendix E

Incoming Cases, by Case Type: 2015 to 2024

STATEWIDE	2015	2016	2017	2018	2019	2020	2021	2022	2023	2024
Administrative Appeals	90	69	91	180	89	60	93	78	50	108
Court of Claims	37	73	66	52	53	37	58	42	47	58
CP Civil	2,340	2,177	1,925	1,835	1,808	1,335	1,626	1,634	1,898	1,804
CP Criminal	3,585	3,330	3,338	3,366	3,328	2,348	2,539	2,995	2,969	2,891
Death Penalty	9	1	5	4	3	1	1	6	2	2
Domestic Relations	504	463	432	518	420	362	404	415	477	425
Juvenile	772	788	813	883	864	694	848	931	837	905
MC/CC Civil	293	272	278	287	283	185	258	261	307	312
MC/CC Criminal	700	679	692	683	757	466	666	605	627	688
Original Actions	578	469	577	482	500	394	336	411	472	432
Probate	152	157	162	155	182	132	140	172	167	177
Total	9,060	8,478	8,379	8,445	8,287	6,014	6,969	7,550	7,853	7,802

First District	2015	2016	2017	2018	2019	2020	2021	2022	2023	2024
Administrative Appeals	1	0	0	0	6	3	1	3	2	12
Court of Claims	0	0	0	0	0	0	1	0	0	0
CP Civil	241	418	126	180	210	132	193	152	226	189
CP Criminal	287	245	243	183	177	97	122	173	191	209
Death Penalty	1	0	0	0	0	0	0	0	0	0
Domestic Relations	25	30	20	25	27	18	33	39	32	39
Juvenile	69	59	136	127	124	91	77	162	81	110
MC/CC Civil	49	33	28	28	22	11	43	17	30	45
MC/CC Criminal	132	139	143	117	117	86	214	78	95	101
Original Actions	25	25	35	38	65	27	18	47	33	29
Probate	5	7	7	8	10	3	9	11	18	8
Total	835	956	738	706	758	468	711	682	708	742

History of the Courts of Appeals: *Appendices*

Second District	2015	2016	2017	2018	2019	2020	2021	2022	2023	2024
Administrative Appeals	3	1	4	5	0	0	2	0	0	2
Court of Claims	0	0	0	0	0	0	0	0	0	0
CP Civil	164	129	146	128	139	101	134	132	142	141
CP Criminal	341	314	344	335	345	261	274	285	259	244
Death Penalty	0	0	0	0	0	0	0	0	0	0
Domestic Relations	67	45	50	50	31	31	32	26	31	26
Juvenile	60	41	47	50	40	47	38	31	42	44
MC/CC Civil	23	19	31	8	22	13	20	18	18	23
MC/CC Criminal	52	56	62	71	69	48	58	48	56	72
Original Actions	26	28	29	37	27	22	17	25	30	27
Probate	11	6	7	9	14	8	17	17	24	21
Total	747	639	720	693	687	531	592	582	602	600

Third District	2015	2016	2017	2018	2019	2020	2021	2022	2023	2024
Administrative Appeals	5	1	3	3	2	0	2	0	1	0
Court of Claims	0	0	0	0	0	0	0	0	0	0
CP Civil	68	65	76	61	66	43	61	72	71	67
CP Criminal	186	176	187	228	286	225	203	276	294	268
Death Penalty	0	0	0	0	0	0	0	0	0	0
Domestic Relations	21	20	18	17	15	8	11	10	11	24
Juvenile	50	63	63	68	79	63	52	62	46	83
MC/CC Civil	10	12	12	24	3	5	1	7	10	7
MC/CC Criminal	43	34	42	36	48	32	39	27	43	34
Original Actions	26	24	21	22	38	25	18	25	31	24
Probate	13	10	21	5	14	11	11	13	17	10
Total	422	405	443	464	551	412	398	492	524	517

Supreme Court of Ohio

Fourth District	2015	2016	2017	2018	2019	2020	2021	2022	2023	2024
Administrative Appeals	6	5	4	2	5	3	0	0	0	1
Court of Claims	0	0	0	0	0	0	0	0	0	0
CP Civil	73	77	45	57	44	45	52	51	65	49
CP Criminal	164	193	155	149	140	121	118	135	167	165
Death Penalty	0	0	0	0	0	0	0	0	0	0
Domestic Relations	14	25	14	22	18	15	19	19	12	15
Juvenile	34	38	30	40	43	42	42	20	53	39
MC/CC Civil	4	6	7	3	7	7	3	2	2	8
MC/CC Criminal	25	25	20	17	13	5	15	10	15	22
Original Actions	17	14	12	10	20	14	10	13	16	21
Probate	10	8	6	9	17	11	9	8	4	1
Total	347	391	293	309	307	263	268	258	334	321

Fifth District	2015	2016	2017	2018	2019	2020	2021	2022	2023	2024
Administrative Appeals	20	19	17	15	9	13	5	5	5	37
Court of Claims	0	0	1	1	0	0	0	0	0	0
CP Civil	207	131	161	146	142	117	127	142	173	150
CP Criminal	368	393	369	359	361	302	312	406	337	424
Death Penalty	0	0	0	0	0	0	0	0	0	0
Domestic Relations	72	59	54	80	46	51	45	44	42	47
Juvenile	94	85	73	123	145	110	162	145	99	123
MC/CC Civil	21	30	25	27	29	11	13	23	30	21
MC/CC Criminal	98	89	98	88	105	48	42	63	85	81
Original Actions	32	32	70	25	43	30	22	22	22	38
Probate	20	17	36	30	42	17	24	18	31	48
Total	932	855	904	894	922	699	752	868	824	969

History of the Courts of Appeals: *Appendices*

Sixth District	2015	2016	2017	2018	2019	2020	2021	2022	2023	2024
Administrative Appeals	15	10	13	6	10	9	3	3	3	4
Court of Claims	0	0	0	1	0	0	0	0	0	0
CP Civil	133	143	118	91	101	50	73	101	109	112
CP Criminal	259	264	255	292	313	235	253	286	243	285
Death Penalty	0	0	0	2	0	0	1	0	1	0
Domestic Relations	17	27	16	19	24	26	20	24	24	13
Juvenile	89	58	61	51	59	37	43	43	73	58
MC/CC Civil	22	37	34	31	48	23	27	39	37	27
MC/CC Criminal	49	62	50	47	58	42	55	61	52	63
Original Actions	36	19	36	23	23	22	35	25	34	34
Probate	7	9	11	11	16	14	11	15	5	11
Total	627	629	594	574	652	458	521	597	581	607

Seventh District	2015	2016	2017	2018	2019	2020	2021	2022	2023	2024
Administrative Appeals	1	0	1	1	5	1	0	0	1	1
Court of Claims	0	0	0	0	1	0	0	0	0	0
CP Civil	141	110	100	89	101	92	99	106	97	102
CP Criminal	159	156	135	135	133	110	107	116	135	119
Death Penalty	1	0	1	1	0	0	0	4	1	2
Domestic Relations	19	12	17	15	18	17	15	26	16	16
Juvenile	8	26	25	12	11	9	11	25	17	12
MC/CC Civil	11	6	11	11	9	10	8	16	15	13
MC/CC Criminal	40	49	40	17	25	14	21	24	23	26
Original Actions	19	17	31	28	18	15	11	24	15	10
Probate	10	8	8	9	8	4	6	10	8	3
Total	409	384	369	318	329	272	278	351	328	304

Supreme Court of Ohio

Eighth District	2015	2016	2017	2018	2019	2020	2021	2022	2023	2024
Administrative Appeals	7	2	5	11	2	4	15	11	23	3
Court of Claims	0	0	0	4	0	0	7	0	2	0
CP Civil	442	441	436	431	376	306	397	423	465	467
CP Criminal	727	632	667	660	600	334	369	476	487	405
Death Penalty	4	1	2	1	2	0	0	0	0	0
Domestic Relations	39	27	23	46	46	33	51	74	98	67
Juvenile	99	99	89	115	130	99	135	130	112	186
MC/CC Civil	50	46	36	69	56	36	64	56	75	72
MC/CC Criminal	84	73	67	80	77	44	46	51	69	64
Original Actions	148	107	128	75	65	50	49	53	77	64
Probate	18	25	13	22	19	16	13	23	23	22
Total	1,618	1,453	1,466	1,514	1,373	922	1,146	1,297	1,431	1,350

Ninth District	2015	2016	2017	2018	2019	2020	2021	2022	2023	2024
Administrative Appeals	3	0	0	7	1	5	2	2	1	5
Court of Claims	0	0	0	0	0	0	1	0	0	0
CP Civil	218	193	202	183	163	113	140	144	173	134
CP Criminal	301	271	260	260	247	145	152	183	208	211
Death Penalty	0	0	0	0	0	0	0	0	0	0
Domestic Relations	74	67	75	87	57	57	57	49	58	53
Juvenile	66	108	78	88	74	56	127	114	110	96
MC/CC Civil	37	25	27	23	27	18	25	20	24	26
MC/CC Criminal	48	56	57	70	74	52	71	64	50	80
Original Actions	26	31	43	32	42	54	35	26	51	42
Probate	17	25	10	10	13	15	14	12	20	11
Total	790	776	752	760	698	515	624	614	695	658

History of the Courts of Appeals: *Appendices*

Tenth District	2015	2016	2017	2018	2019	2020	2021	2022	2023	2024
Administrative Appeals	9	8	18	103	27	9	53	46	4	27
Court of Claims	37	73	65	46	52	37	49	41	44	58
CP Civil	414	253	286	258	259	173	179	151	204	201
CP Criminal	376	275	315	349	263	178	251	290	308	213
Death Penalty	0	0	0	0	0	0	0	0	0	0
Domestic Relations	76	70	68	61	52	63	57	51	82	64
Juvenile	89	74	74	73	90	52	61	106	96	91
MC/CC Civil	27	26	26	31	29	28	25	40	28	36
MC/CC Criminal	36	39	30	33	33	8	14	20	25	25
Original Actions	160	136	116	133	113	97	84	106	113	102
Probate	15	12	22	18	9	7	11	10	7	24
Total	1,239	966	1,020	1,105	927	652	784	861	911	841

Eleventh District	2015	2016	2017	2018	2019	2020	2021	2022	2023	2024
Administrative Appeals	13	10	19	15	13	9	8	8	10	10
Court of Claims	0	0	0	0	0	0	0	0	0	0
CP Civil	136	134	144	139	135	92	97	93	86	96
CP Criminal	181	184	199	170	189	177	163	189	172	182
Death Penalty	0	0	0	0	0	0	0	0	0	0
Domestic Relations	24	29	27	21	32	20	25	26	29	21
Juvenile	37	42	38	36	22	28	28	23	37	21
MC/CC Civil	33	18	29	23	20	9	13	15	19	21
MC/CC Criminal	41	24	46	58	88	44	46	123	71	66
Original Actions	32	15	33	33	27	33	25	34	39	30
Probate	12	18	6	11	9	9	5	20	3	5
Total	509	474	541	506	535	421	410	531	466	452

Supreme Court of Ohio

Twelfth District	2015	2016	2017	2018	2019	2020	2021	2022	2023	2024
Administrative Appeals	7	13	7	12	9	4	2	0	0	6
Court of Claims	0	0	0	0	0	0	0	1	1	0
CP Civil	103	83	85	72	72	71	74	67	87	96
CP Criminal	236	227	209	246	274	163	215	180	168	166
Death Penalty	3	0	2	0	1	1	0	2	0	0
Domestic Relations	56	52	50	75	54	23	39	27	42	40
Juvenile	77	95	99	100	47	60	72	70	71	42
MC/CC Civil	6	14	12	9	11	14	16	8	19	13
MC/CC Criminal	52	33	37	49	50	43	45	36	43	54
Original Actions	31	21	23	26	19	5	12	11	11	11
Probate	14	12	15	13	11	17	10	15	7	13
Total	585	550	539	602	548	401	485	417	449	441

Appendix F Courts of Appeals Staff Wages: Fiscal Year 2015 through Fiscal Year 2024

*FY 2019 included an additional biweekly payroll (27 instead of 26 per year) which equates to approximately 3.8% increase for each district. For all years, there are varying factors with vacancies and timing of replacements, elections with different judges choosing one or two law clerks, timing of various steps on systems where applicable, etc.

District	FY 2015	FY 2016	FY 2017	FY 2018	FY 2019*	FY 2020	FY 2021	FY 2022	FY 2023	FY 2024
First District										
Wages	\$1,592,786	\$1,665,119	\$1,707,350	\$1,766,871	\$1,895,017	\$1,906,452	\$1,869,966	\$2,126,644	\$2,201,575	\$2,369,837
Prior Yr Increase/Decrease	\$72,265	\$72,333	\$42,231	\$59,521	\$128,146	\$11,435	(\$36,486)	\$256,678	\$74,931	\$168,262
% Increase/Decrease	4.34%	4.54%	2.54%	3.49%	7.25%	0.60%	-1.91%	13.73%	3.52%	7.64%

Second District										
Wages	\$1,397,948	\$1,476,222	\$1,543,567	\$1,606,767	\$1,713,002	\$1,723,638	\$1,735,397	\$1,779,294	\$1,885,267	\$1,991,125
Prior Yr Increase/Decrease	\$58,329	\$78,274	\$67,345	\$63,200	\$106,235	\$10,636	\$11,759	\$43,897	\$105,973	\$105,858
% Increase/Decrease	4.35%	5.60%	4.56%	4.09%	6.61%	0.62%	0.68%	2.53%	5.96%	5.62%

Third District										
Wages	\$817,330	\$846,071	\$858,286	\$860,565	\$912,505	\$924,918	\$925,307	\$990,961	\$1,034,565	\$1,058,571
Prior Yr Increase/Decrease	\$25,746	\$28,741	\$12,215	\$2,279	\$51,940	\$12,413	\$389	\$65,654	\$43,604	\$24,006
% Increase/Decrease	3.25%	3.52%	1.44%	0.27%	6.04%	1.36%	0.04%	7.10%	4.40%	2.32%

Supreme Court of Ohio

District	FY 2015	FY 2016	FY 2017	FY 2018	FY 2019*	FY 2020	FY 2021	FY 2022	FY 2023	FY 2024
Fourth District										
Wages	\$982,036	\$999,527	\$934,493	\$976,242	\$1,047,608	\$987,312	\$1,039,958	\$1,172,504	\$1,228,911	\$1,321,734
Prior Yr Increase/Decrease	\$25,460	\$17,491	(\$65,034)	\$41,749	\$71,366	(\$60,297)	\$52,647	\$132,546	\$56,407	\$92,823
% Increase/Decrease	2.66%	1.78%	-6.51%	4.47%	7.31%	-5.76%	5.33%	12.75%	4.81%	7.55%

Fifth District										
Wages	\$1,430,089	\$1,472,761	\$1,518,616	\$1,628,320	\$1,754,210	\$1,876,556	\$1,955,615	\$2,096,312	\$2,184,785	\$2,304,142
Prior Yr Increase/Decrease	\$44,154	\$42,672	\$45,855	\$109,704	\$125,890	\$122,346	\$79,059	\$140,697	\$88,473	\$119,357
% Increase/Decrease	4.62%	2.98%	3.11%	7.22%	7.73%	6.97%	4.21%	7.19%	4.22%	5.46%

Sixth District										
Wages	\$1,273,387	\$1,334,711	\$1,321,355	\$1,368,582	\$1,482,199	\$1,496,927	\$1,503,425	\$1,565,555	\$1,646,570	\$1,742,463
Prior Yr Increase/Decrease	\$51,835	\$61,324	(\$13,356)	\$47,227	\$113,617	\$14,728	\$6,498	\$62,130	\$81,015	\$95,893
% Increase/Decrease	4.24%	4.82%	-1.00%	3.57%	8.30%	0.99%	0.43%	4.13%	5.17%	5.82%

Seventh District										
Wages	\$822,756	\$916,149	\$1,007,343	\$1,026,566	\$1,140,428	\$1,170,492	\$1,179,809	\$1,266,336	\$1,320,051	\$1,416,732
Prior Yr Increase/Decrease	\$3,825	\$93,393	\$91,194	\$19,223	\$113,862	\$30,064	\$9,317	\$86,527	\$53,715	\$96,681
% Increase/Decrease	0.47%	11.35%	9.95%	1.91%	11.09%	2.64%	0.80%	7.33%	4.24%	7.32%

History of the Courts of Appeals: *Organization, Judgeships, and Incoming Caseloads*

District	FY 2015	FY 2016	FY 2017	FY 2018	FY 2019*	FY 2020	FY 2021	FY 2022	FY 2023	FY 2024
Eighth District										
Wages	\$3,250,905	\$3,416,255	\$3,547,083	\$3,776,697	\$4,103,938	\$4,173,006	\$4,218,820	\$4,528,348	\$4,764,848	\$4,984,232
Prior Yr Increase/Decrease	\$80,696	\$165,350	\$130,828	\$229,614	\$327,241	\$69,068	\$45,814	\$309,528	\$236,500	\$219,384
% Increase/Decrease	2.55%	5.09%	3.83%	6.47%	8.66%	1.68%	1.10%	7.34%	5.22%	4.60%

Ninth District										
Wages	\$1,351,356	\$1,438,410	\$1,479,664	\$1,523,883	\$1,569,612	\$1,639,057	\$1,617,811	\$1,784,829	\$1,816,686	\$1,952,766
Prior Yr Increase/Decrease	\$64,371	\$87,054	\$41,254	\$44,219	\$45,729	\$69,445	(\$21,246)	\$167,018	\$31,857	\$136,080
% Increase/Decrease	5.00%	6.44%	2.87%	2.99%	3.00%	4.42%	-1.30%	10.32%	1.78%	7.49%

Tenth District										
Wages	\$2,715,294	\$2,749,250	\$2,890,165	\$3,058,172	\$3,191,870	\$3,179,691	\$2,943,474	\$3,203,572	\$3,260,549	\$3,672,385
Prior Yr Increase/Decrease	\$93,882	\$33,956	\$140,915	\$168,007	\$133,698	(\$12,179)	(\$236,217)	\$260,098	\$56,977	\$411,836
% Increase/Decrease	3.58%	1.25%	5.13%	5.81%	4.37%	-0.38%	-7.43%	8.84%	1.78%	12.63%

Eleventh District										
Wages	\$1,158,562	\$1,228,568	\$1,264,270	\$1,292,747	\$1,369,655	\$1,387,591	\$1,293,904	\$1,528,572	\$1,522,517	\$1,719,550
Prior Yr Increase/Decrease	\$30,746	\$70,006	\$35,702	\$28,477	\$76,908	\$17,936	(\$93,687)	\$234,668	(\$6,055)	\$197,033
% Increase/Decrease	2.73%	6.04%	2.91%	2.25%	5.95%	1.31%	-6.75%	18.14%	-0.40%	12.94%

Supreme Court of Ohio

District	FY 2015	FY 2016	FY 2017	FY 2018	FY 2019*	FY 2020	FY 2021	FY 2022	FY 2023	FY 2024
Twelfth District										
Wages	\$1,389,033	\$1,312,100	\$1,200,852	\$1,265,110	\$1,342,380	\$1,376,845	\$1,383,846	\$1,477,406	\$1,582,315	\$1,678,674
Prior Yr Increase/Decrease	\$68,379	(\$76,933)	(\$111,248)	\$64,258	\$77,270	\$34,465	\$7,001	\$93,560	\$104,909	\$96,359
% Increase/Decrease	5.18%	-5.54%	-8.48%	5.35%	6.11%	2.57%	0.51%	6.76%	7.10%	6.09%

Statewide										
Wages	\$18,181,482	\$18,855,143	\$19,273,044	\$20,150,522	\$21,522,424	\$21,842,485	\$21,667,332	\$23,520,333	\$24,448,639	\$26,212,211
Prior Yr Increase/Decrease	\$615,864	\$673,661	\$417,901	\$877,478	\$1,371,902	\$320,061	(\$175,153)	\$1,853,001	\$928,306	\$1,763,572
% Increase/Decrease	3.48%	3.71%	2.22%	4.55%	6.81%	1.49%	-0.80%	8.55%	3.95%	7.21%

Early Retire. Incentive Plans	\$320,771	\$390,039	\$226,566	\$512,301	\$118,312	\$0	\$522,295	\$0	\$0	\$173,812
-------------------------------	-----------	-----------	-----------	-----------	-----------	-----	-----------	-----	-----	-----------



PUBLISHED BY
THE SUPREME COURT *of* OHIO