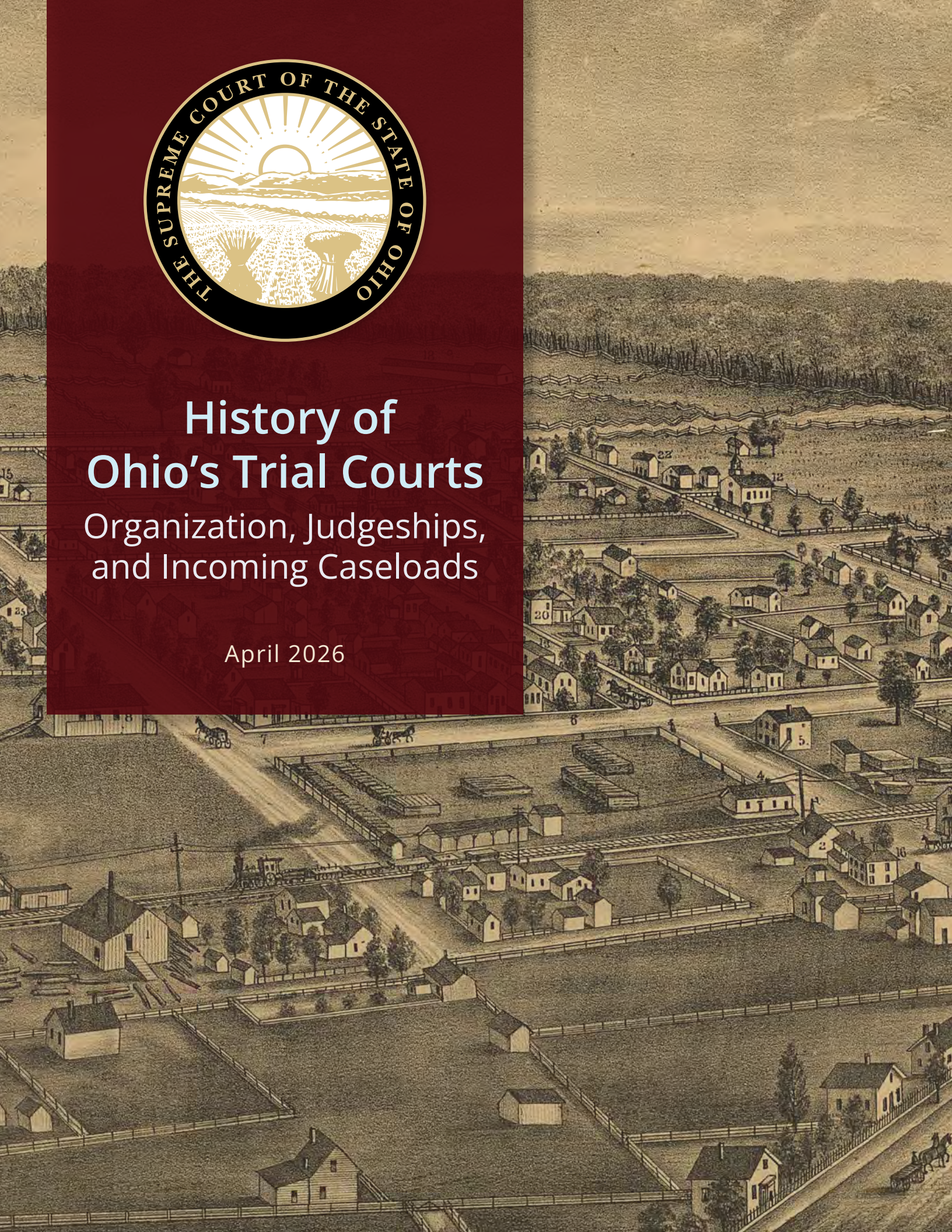




History of Ohio's Trial Courts

Organization, Judgeships,
and Incoming Caseloads

April 2026





BELLE CENTRE
IOWA CO. 1870.

- | | | | | | | |
|-----------------------------|----------------|----------------------|---------------------|--------------------|--------------------|--------------------|
| 1. J. W. TORRANCE. | 8. T. YOUNG. | 9. SCHOOL-HOUSE. | 12. J. R. TORRANCE. | 17. J. S. YEMMEL. | 21. F. O. ELLIS. | 25. A. R. ALDRICH. |
| 2. G. YOUNG. | 9. HOTEL. | 10. M. E. CHURCH. | 14. D. R. MARSHLEY. | 18. TIES WORKS. | 22. J. F. DENNIS. | |
| 3. A. G. BARNEY, Warehouse. | 7. D. JAMESON. | 11. DISCIPLE CHURCH. | 13. J. D. WARDEN. | 19. D. W. CUTTING. | 23. W. BARNEY. | |
| 4. DEPOT. | 6. OLD MILL. | 12. FREE CHURCH. | 16. J. D. CAMPBELL. | 20. J. BARNEY. | 24. T. B. BARFORD. | |



History of Ohio's Trial Courts

Organization, Judgeships, and Incoming Caseloads

April 2026

Sharon L. Kennedy

CHIEF JUSTICE

Patrick F. Fischer

R. Patrick DeWine

Jennifer Brunner

Joseph T. Deters

Daniel R. Hawkins

Megan E. Shanahan

JUSTICES

Robert W. Horner, III

ADMINISTRATIVE DIRECTOR

James P. Cappelli

DEPUTY ADMINISTRATIVE DIRECTOR,
OPERATIONS

Gina White Palmer

DEPUTY ADMINISTRATIVE DIRECTOR,
LEGAL SERVICES



TABLE OF CONTENTS

Introduction.....	iii
Adams County	1
Allen County.....	7
Ashland County	13
Ashtabula County.....	17
Athens County	23
Auglaize County	27
Belmont County.....	31
Brown County.....	35
Butler County.....	39
Carroll County	45
Champaign County	49
Clark County.....	53
Clermont County.....	59
Clinton County.....	65
Columbiana County	69
Coshocton County.....	73
Crawford County	77
Cuyahoga County.....	81
Darke County.....	93
Defiance County	97
Delaware County	101
Erie County	107
Fairfield County	113
Fayette County	119
Franklin County	123
Fulton County	129
Gallia County	133
Geauga County.....	137
Greene County	141
Guernsey County	147
Hamilton County.....	151
Hancock County.....	157
Hardin County.....	161
Harrison County.....	165
Henry County.....	169
Highland County.....	173
Hocking County	179
Holmes County	183
Huron County.....	187
Jackson County	191
Jefferson County.....	195
Knox County.....	201
Lake County.....	205

Lawrence County	211
Licking County	217
Logan County.....	223
Lorain County	227
Lucas County	233
Madison County.....	241
Mahoning County	245
Marion County	251
Medina County.....	255
Meigs County.....	261
Mercer County	265
Miami County	269
Monroe County	273
Montgomery County.....	277
Morgan County	285
Morrow County.....	289
Muskingum County	293
Noble County	299
Ottawa County	303
Paulding County.....	307
Perry County	311
Pickaway County	315
Pike County.....	319
Portage County.....	323
Preble County.....	327
Putnam County.....	331
Richland County	335
Ross County	341
Sandusky County	345
Scioto County.....	351
Seneca County	357
Shelby County.....	361
Stark County	365
Summit County	371
Trumbull County.....	377
Tuscarawas County.....	383
Union County.....	389
Van Wert County	393
Vinton County.....	397
Warren County.....	401
Washington County	407
Wayne County	411
Williams County	415
Wood County	419
Wyandot County	425

Introduction

Contemporary Organization of the Ohio Judicial System

Ohio's court system is organized into three levels: trial courts, courts of appeals, and the Supreme Court of Ohio. Trial courts, including courts of common pleas, municipal courts, and county courts, serve as the entry point for nearly all cases, hearing civil and criminal matters, family and probate issues, juvenile cases, and traffic offenses. The twelve district courts of appeals review trial court decisions for legal error and ensure consistency in the application of Ohio law. The Supreme Court is the court of last resort in Ohio.

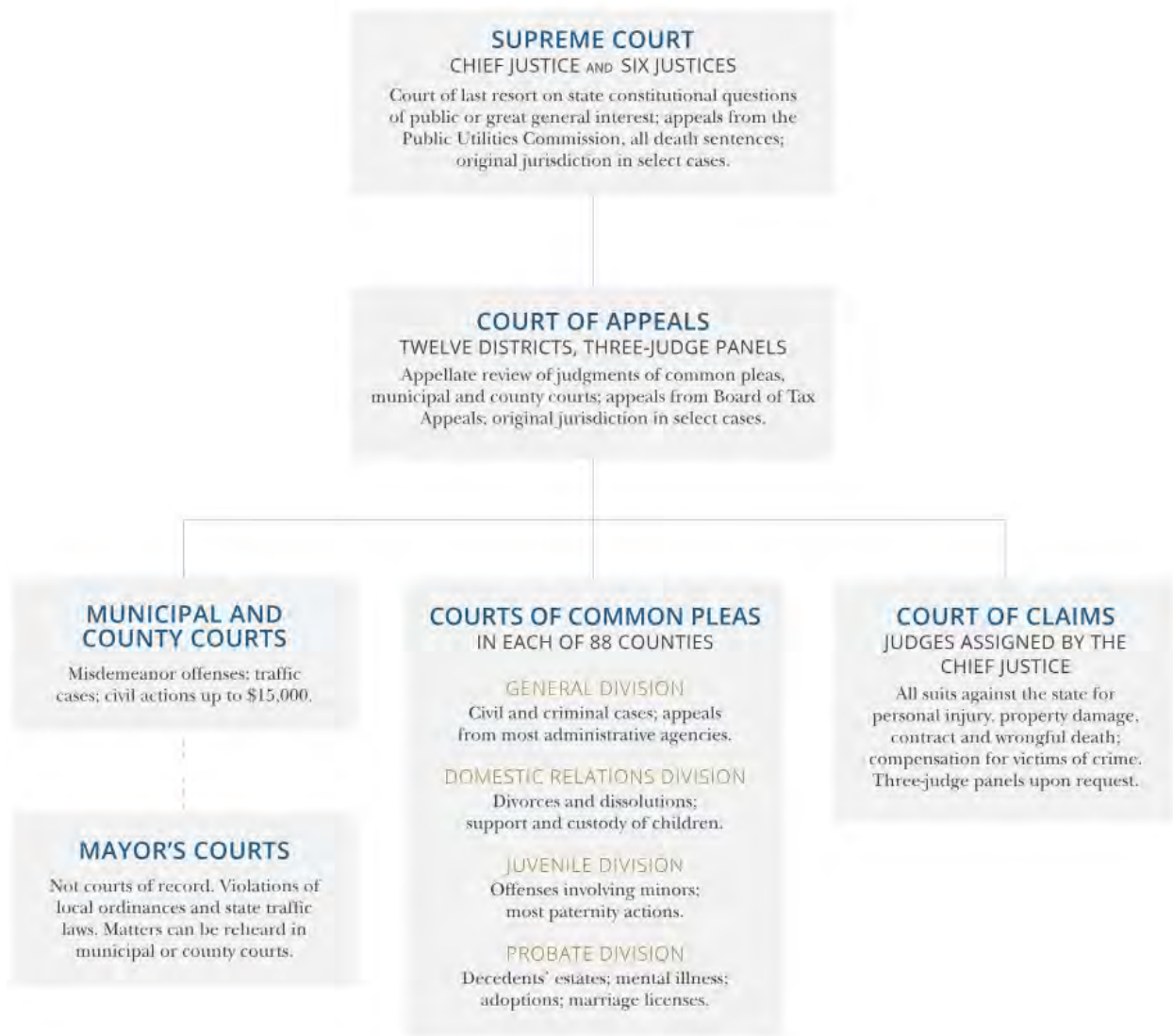
Most of the Supreme Court's cases consist of appeals of decisions from the courts of appeals. The Court hears all cases in which the death penalty has been imposed, including appeals from courts of appeals affirming a death sentence and, for capital crimes committed on or after January 1, 1995, direct appeals from trial courts. The Court also reviews decisions of certain administrative agencies, including the Public Utilities Commission of Ohio, and has appellate jurisdiction in cases involving questions under the Ohio or United States Constitutions, cases originating in the courts of appeals, and cases presenting conflicts in decisions between appellate districts. In addition, the Court has original jurisdiction to issue extraordinary writs, including habeas corpus, mandamus, procedendo, prohibition, and quo warranto.

In addition to hearing cases, the Supreme Court exercises general superintendence over all courts in Ohio. Through its rule-making authority and supervisory powers, the Court establishes procedural rules and superintendence rules, sets standards for case management and judicial conduct, and oversees compliance to promote uniformity and accountability across the state's judicial system.

In addition to the courts of common pleas, municipal courts, and county courts, the Ohio Court of Claims, created in 1975, is a trial court that provides a centralized judicial forum for civil actions against the State of Ohio and its agencies. The court does not have statutory judgeships. Instead, its cases are heard by judges assigned by the Chief Justice. The judges hear cases involving monetary damages, contract disputes, and other civil claims in which the state is the defendant.

Mayor's courts may be established in eligible municipalities within Ohio and are presided over by the mayor or a magistrate appointed by the mayor. Mayor's courts only have jurisdiction primarily over violations of municipal ordinances and certain traffic and misdemeanor offenses occurring within the municipality. Mayor's courts are not courts of record and are not part of the state judicial branch. Appeals from their decisions are taken to the municipal or county court having territorial jurisdiction over the municipality and are heard as if no prior proceedings had occurred.

A diagram of Ohio's judicial system is shown below.



County Details

The remainder of this report is organized into county-specific sections, each describing the structure and evolution of the trial courts of record in Ohio’s 88 counties. Although Ohio’s trial courts trace their origins to the territorial period, the historical county-level detail contained in this report begins with the enactment of the Ohio Revised Code in 1953, which reorganized and modernized Ohio’s statutes into the form that continues to govern trial court structure, jurisdiction, and administration. For each county, this report provides the following information:

- **Case-Filing Trend Details:** This section provides the number of incoming cases per judge annually between 2016 and 2025 for each court in the county, disaggregated by the case types specified in Sup.R. 37.
- **Court of Common Pleas Organizational History:** This section describes the historical and current organizational structure of the court of common pleas, with incoming caseload

per judge data shown at each point where the court's divisional configuration or number of judgeships changed.

- **Court of Common Pleas Roster of Judges:** A list of the court's current judges, including information about their electoral status is shown in this section. If a judge is barred from seeking a new term due to the constitutional age limitation (precluding a person from assuming judicial office after attaining the age of 70), he or she is noted as such in the roster.
- **Magistrate History:** Magistrates are judicial officers who assist judges in managing their caseloads. Magistrates are appointed by the local court's administrative judge. To be appointed, magistrates shall have been engaged in the practice of law for at least four years and be in good standing with the Supreme Court. In criminal cases, magistrates may conduct initial appearances, preliminary hearings, arraignments, and conduct bench trials (see Rule 19 of the Ohio Rules of Criminal Procedure). In civil, domestic relations, and juvenile cases, magistrates may conduct a wide variety of proceedings including trials (see Rule 53 of the Ohio Rules of Civil Procedure and Rule 40 of the Ohio Rules of Juvenile Procedure). In all instances, however, the decisions of magistrates, which are subject to objection by a party in the case, are not final until adopted by the judge assigned to the case.

Beginning in 1992, in accordance with Rule X of the Supreme Court Rules for the Government of the Bar of Ohio, magistrates became required to register with the Supreme Court. Available registration records begin in 1996. Shown in the magistrate history section is the number of individuals registered as magistrates annually between 1996 and 2025 in the courts currently within the county. If multiple individuals served sequentially in a single magistrate position within a given year, each is counted separately.

- **Municipal and County Court Organizational History:** Shown in this section is a summary of the development of the county's limited-jurisdiction trial courts, accompanied by incoming caseload-per-judge data at each structural or jurisdictional inflection point at which a change was made.
- **Municipal and County Court Roster of Judges:** A list of current judges serving in the county's municipal and county courts, with details regarding their electoral status is shown in this section. If a judge is barred from seeking a new term due to the constitutional age limitation (precluding a person from assuming judicial office after attaining the age of 70), he or she is noted as such in the roster.
- **Population:** County population counts from the last eight decennial censuses and projected population estimates through 2050 provided by the Ohio Department of Development are shown in this section.



Adams County

Court of Common Pleas

The Adams County Court of Common Pleas has no divisions. The sole judgeship in the court has jurisdiction over all subject matter heard in the courts of common pleas, including civil, criminal, domestic relations, juvenile, and probate matters. The court has consisted of a single judgeship since its inception.

Table 1. Court of Common Pleas, Historical Changes

Year	Configuration	Judges	Filings				Total Judges
			Gen.	DR	Prob.	Juv.	
1953	Gen/DR/Prob/Juv	1	nd	nd	nd	nd	1
1960	Gen/DR/Prob/Juv	1	177	116	nd	nd	1
1972	Gen/DR/Prob/Juv	1	-	-	nd	152	1
1974	Gen/DR/Prob/Juv	1	-	-	260	-	1
2025	Gen/DR/Prob/Juv	1	512	285	201	529	1

Note: Number of filings (incoming cases *per judge*) is shown where either (1) data for that subject matter was first collected, (2) a new judgeship was added, or (3) the divisional configuration of the court was changed. Years with no such changes are excluded from the table. "nd" means no data available. "n/a" means not applicable because division type did not exist. Current data (2025) are shown at the bottom of the table. Probate courts did not become part of the courts of common pleas until 1970.

Table 2. Court of Common Pleas, Current Roster

Court	Judge	Current	Age at	Age Barred	Next Election	Election Type
		Term End	Next Term Start	From Seeking New Term		
Adams Co. CP	Spencer, Brett M.	02/08/29	69	No	11/07/28	FTC: 02-09-2029

Note: "FTC" means Full Term Commencing [date].

Pursuant to S.B. 158 (135th G.A.), effective February 9, 2027, an additional judgeship will be created in the Adams County Court of Common Pleas. An election for this new seat will be held in 2026. Also, effective February 9, 2029, the court will be restructured into two divisions: a combined General and Domestic Relations Division and a combined Probate and Juvenile Division. The seat currently held by Judge Brett Spencer will exercise jurisdiction over general and domestic relations matters, while the new judgeship commencing February 9, 2027, will have jurisdiction over probate and juvenile matters.

Adams County

Table 3a. Civil and Criminal Cases, Incoming Cases Per Judge, 2016 to 2025

Case Type	2016	2017	2018	2019	2020	2021	2022	2023	2024	2025
Administrative Appeals	0	0	1	3	0	0	0	0	0	0
Complex Litigation	0	0	1	0	0	0	0	0	0	0
Foreclosures	60	63	59	58	48	29	46	42	72	79
Other Civil	178	173	160	205	145	188	121	214	162	207
Other Torts	9	6	10	6	17	10	9	16	15	13
Product Liability	1	0	0	0	0	0	0	0	0	0
Professional Tort	0	0	0	0	0	1	0	0	1	0
Workers' Compensation	4	6	10	7	7	1	5	4	3	6
All Civil Case Types	252	248	241	279	217	229	181	276	253	305
Criminal	188	143	130	185	108	133	120	176	228	207
All Case Types	440	391	371	464	325	362	301	452	481	512

Table 3b. Domestic Relations Cases, Incoming Cases Per Judge, 2016 to 2025

Case Type	2016	2017	2018	2019	2020	2021	2022	2023	2024	2025
All Others	4	9	1	6	9	20	16	12	11	7
Change of Custody	3	4	11	12	3	18	28	10	10	9
Domestic Violence	99	105	102	93	109	103	106	108	127	104
Marriage Dissolutions w/Children	23	27	24	21	24	27	24	12	12	17
Marriage Dissolutions w/o Children	37	40	36	26	34	48	33	28	38	37
Marriage Terminations w/Children	34	35	44	35	27	28	39	19	30	25
Marriage Terminations w/o Children	47	41	45	25	27	30	47	25	29	11
Parentage	0	0	3	10	0	0	0	0	0	0
Support - Enforce or Modify	19	25	60	65	102	105	79	74	59	68
U.I.F.S.A.	1	2	3	3	1	1	2	2	3	2
Visitation - Enforce or Modify	1	1	1	3	4	4	6	7	2	5
All Case Types	268	289	330	299	340	384	380	297	321	285

Table 3c. Juvenile Cases, Incoming Cases Per Judge, 2016 to 2025

Case Type	2016	2017	2018	2019	2020	2021	2022	2023	2024	2025
Abuse, Neglect or Dependency	94	122	123	157	124	198	155	187	156	129
Adult Cases	46	39	24	29	14	26	12	70	48	11
All Others	12	5	9	14	8	5	4	21	5	2
Custody/Visitation	72	82	64	56	47	41	74	34	25	36
Delinquency	98	81	50	55	32	30	62	132	164	60
Parentage	40	45	35	31	43	27	36	21	35	17
Permanent Custody	19	6	20	27	17	25	49	52	37	22
Support - Enforce or Modify	290	272	319	365	300	234	219	190	161	175
Traffic	103	88	75	90	84	68	64	79	53	43
U.I.F.S.A.	26	14	30	23	33	21	20	19	12	23
Unruly	23	24	9	25	16	33	30	35	18	11
All Case Types	823	778	758	872	718	708	725	840	714	529

Adams County

Table 3d. Probate Cases, Incoming Cases Per Judge, 2016 to 2025

Case Type	2016	2017	2018	2019	2020	2021	2022	2023	2024	2025
Adoptions	17	20	21	16	9	19	13	21	30	15
Birth Records	5	0	1	1	1	3	0	5	2	3
Change of Name	18	19	25	8	7	11	9	11	13	28
Civil Actions	4	2	5	6	5	1	4	4	5	6
Civil Commitments	7	5	2	1	8	7	8	2	11	14
Conservatorships	0	0	0	0	0	0	0	0	0	0
Decedents' Estates	151	142	122	121	125	183	168	124	152	117
Guardianships of Adults	18	5	13	16	4	9	8	21	16	16
Guardianships of Minors	0	0	0	0	0	1	0	1	0	0
Minors' Settlements	0	1	0	0	1	1	0	8	1	1
Testamentary Trusts	0	0	0	0	4	2	2	4	1	1
Wrongful Death	0	0	0	1	0	0	0	0	0	0
All Case Types	220	194	189	170	164	237	212	201	231	201

Municipal and County Courts

The Adams County Court is the county’s sole limited jurisdiction trial court. It also consists of a single part-time judgeship, and has done so since its inception on January 1, 1958, when the General Assembly first established county courts in counties with no municipal courts.

Table 4. Adams County Court, Historical Changes

Year	Judges	Filings
1958	1 (ft)	nd
1975	1 (ft)	1,583
2025	1 (ft)	3,387

Note: Number of filings (incoming cases *per judge*) is shown where either (1) data for that court was first collected, (2) a new judgeship was added, or (3) a part-time judgeship (denoted as "(pt)") was converted to full-time status (denoted as "(ft)"). Years with no such changes are excluded from the table. "nd" means no data available. "N/A" means not applicable because court did not exist. Current data (2025) are shown at the bottom of the table.

Table 5. Adams County Court, Current Roster

Court	Judge	Current	Age at	Age Barred	Next	Election Type
		Term	Next Term	From Seeking		
		End	Start	New Term	Election	
Adams CC	Gabbert, Roy E.	12/31/30	65	No	11/05/30	FTC: 01-01-2031

Note: "FTC" means Full Term Commencing [date].

Adams County

Table 6. Adams County Court, Incoming Cases Per Judge, 2016 to 2025

Case Type	2016	2017	2018	2019	2020	2021	2022	2023	2024	2025
Contracts	221	361	534	526	351	382	353	440	578	646
F.E.D. (Evictions)	111	130	153	151	79	104	127	112	92	87
Other Civil	9	8	2	8	5	9	7	10	10	5
Pers. Inj./Prop. Damage	7	8	8	3	4	4	6	3	5	1
Small Claims	21	14	19	19	19	15	7	12	15	19
All Civil Case Types	369	521	716	707	458	514	500	577	700	758
Felonies	152	192	149	113	86	107	63	71	157	124
Misdemeanors	565	575	596	608	528	627	607	455	523	474
All Criminal Case Types	717	767	745	721	614	734	670	526	680	598
O.V.I.	90	82	92	114	121	135	101	107	60	93
Other Traffic	2,816	2,400	2,394	1,947	1,483	2,109	1,903	1,818	1,947	1,890
All Traffic Case Types	2,906	2,482	2,486	2,061	1,604	2,244	2,004	1,925	2,007	1,983
All Case Types	4,071	3,992	3,770	3,947	3,489	2,676	3,492	3,174	3,028	3,387

Magistrate History

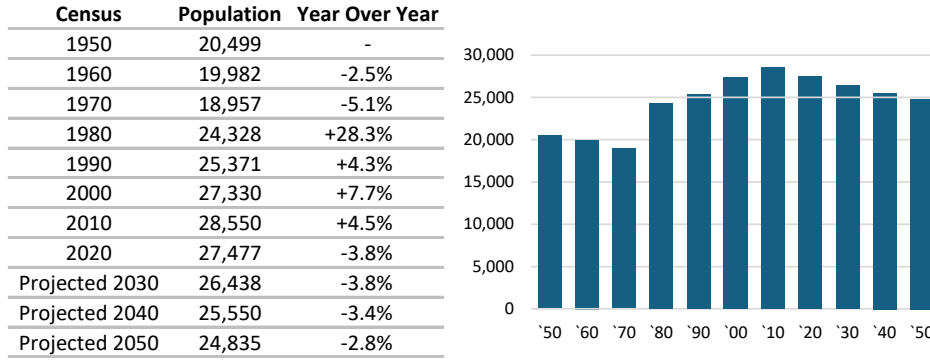
Table 7. Number of Magistrates

Year	Adams County Court	
	of Common Pleas	Adams County Court
1996	1	0
1997	0	0
1998	0	0
1999	0	0
2000	0	0
2001	0	0
2002	0	0
2003	0	0
2004	0	0
2005	1	0
2006	1	0
2007	1	0
2008	0	1
2009	0	1
2010	0	0
2011	0	0
2012	0	0
2013	0	0
2014	0	0
2015	0	0
2016	0	0
2017	0	0
2018	2	0
2019	2	0
2020	1	0
2021	1	0
2022	1	0
2023	1	0
2024	1	0
2025	1	0

Adams County

County Population

Figure 1. County Population Trend



Note: Projections from Ohio Department of Development, Office of Research, County Trends Reports



Allen County

Court of Common Pleas

The Allen County Court of Common Pleas currently consists of three divisions: a two-judge General Division, a single-judge Domestic Relations Division, and a single-judge Probate and Juvenile Division. Prior to 1959, the court consisted of a single-judge combined General and Domestic Relations Division and a single-judge combined Probate and Juvenile Division. In 1959 the General Assembly added a second judgeship to then combined General and Domestic Relations Division. Then, in 1993, the General Assembly reconfigured the court to have a separately administered Domestic Relations Division, into which an additional judgeship was added to the court.

Table 1. Court of Common Pleas, Historical Changes

Year	Configuration	Divisional Configuration										Total Judges
		General Only		Domestic Relations Only		Probate and Juvenile			General and DR			
		Judges	Filings	Judges	Filings	Judges	Filings		Judges	Filings		
							Prob.	Juv.		Gen.	DR	
1957	Gen/DR + Prob/Juv	N/A	N/A	N/A	N/A	1	nd	nd	1	nd	nd	2
1959	Gen/DR + Prob/Juv	N/A	N/A	N/A	N/A	1	nd	nd	2	nd	nd	3
1960	Gen/DR + Prob/Juv	N/A	N/A	N/A	N/A	1	nd	nd	2	981	428	3
1972	Gen/DR + Prob/Juv	N/A	N/A	N/A	N/A	1	nd	2,401	2	325	343	3
1974	Gen/DR + Prob/Juv	N/A	N/A	N/A	N/A	1	1,372	-	2	-	-	3
1993	Gen + DR + Prob/Juv	2	668	1	2,031	1	1,302	4,705	N/A	N/A	N/A	4
2025	Gen + DR + Prob/Juv	2	610	1	2,413	1	721	1,302	N/A	N/A	N/A	4

Note: Number of filings (incoming cases per judge) is shown where either (1) data for that subject matter was first collected, (2) a new judgeship was added, or (3) the divisional configuration of the court was changed. Years with no such changes are excluded from the table. "nd" means no data available. "N/A" means not applicable because division type did not exist. Current data (2024) are shown at the bottom of the table. Probate courts did not become part of the courts of common pleas until 1970.

Table 2. Court of Common Pleas, Current Roster

Division	Judge	Current Term	Age at Next Term	Age Barred From Seeking New Term	Next Election	Election Type
		End	Start	New Term		
General and DR	Kuhlman, Joel	12/31/26	45	No	11/03/26	FTC: 01-01-2027
	Mack, Molly	01/01/31	69	No	11/05/30	FTC: 01-02-2031
	Reger, Matthew L.	12/31/28	61	No	11/07/28	FTC: 01-01-2029
Probate and Juvenile	Woessner, David E.	02/08/27	67	No	11/03/26	FTC: 02-09-2027

Note: "FTC" means Full Term Commencing [date].

Allen County

Table 3a. Civil and Criminal Cases, Incoming Cases Per Judge, 2016 to 2025

Case Type	2016	2017	2018	2019	2020	2021	2022	2023	2024	2025
Administrative Appeals	3	1	2	4	2	1	3	0	3	3
Complex Litigation	0	0	0	0	0	0	0	1	0	0
Foreclosures	150	140	155	125	60	50	105	73	74	76
Other Civil	164	149	145	171	149	163	187	218	230	244
Other Torts	54	55	54	36	50	45	43	42	47	49
Product Liability	1	0	1	1	0	2	0	0	0	0
Professional Tort	3	7	6	4	5	4	4	3	7	6
Workers' Compensation	22	23	30	16	17	19	15	15	18	14
All Civil Case Types	395	374	392	355	281	282	355	350	377	390
Criminal	250	215	263	262	215	220	204	189	158	220
All Case Types	645	588	654	617	496	502	559	539	535	610

Table 3b. Domestic Relations Cases, Incoming Cases Per Judge, 2016 to 2025

Case Type	2016	2017	2018	2019	2020	2021	2022	2023	2024	2025
All Others	48	56	43	53	42	78	78	58	51	46
Change of Custody	54	48	50	49	83	87	78	84	82	69
Domestic Violence	183	193	149	210	197	232	212	207	259	247
Marriage Dissolutions w/Children	70	64	67	62	65	72	51	46	38	59
Marriage Dissolutions w/o Children	65	68	66	70	72	103	90	62	68	87
Marriage Terminations w/Children	102	107	74	96	75	90	64	73	78	89
Marriage Terminations w/o Children	98	92	102	96	96	100	88	91	94	65
Parentage	4	1	0	3	127	254	246	171	205	178
Support - Enforce or Modify	437	446	409	460	864	1,469	1,267	1,139	1,200	1,527
U.I.F.S.A.	33	22	35	21	12	14	30	16	11	23
Visitation - Enforce or Modify	21	16	17	13	28	24	35	25	23	23
All Case Types	1,115	1,113	1,012	1,133	1,661	2,523	2,239	1,972	2,109	2,413

Table 3c. Juvenile Cases, Incoming Cases Per Judge, 2016 to 2025

Case Type	2016	2017	2018	2019	2020	2021	2022	2023	2024	2025
Abuse, Neglect or Dependency	365	254	288	295	260	316	244	295	235	223
Adult Cases	46	43	24	48	17	62	40	40	60	53
All Others	56	64	76	75	49	42	64	44	54	70
Custody/Visitation	366	287	318	292	215	152	170	48	83	177
Delinquency	379	297	261	357	282	249	343	259	256	202
Parentage	229	233	196	188	120	0	0	0	0	1
Permanent Custody	35	19	8	5	4	5	6	2	6	18
Support - Enforce or Modify	1,028	889	851	987	663	11	10	6	23	23
Traffic	543	501	426	385	312	377	321	274	446	470
U.I.F.S.A.	0	0	0	0	0	0	0	0	0	0
Unruly	52	93	57	45	37	36	31	28	21	65
All Case Types	3,099	2,680	2,505	2,677	1,959	1,250	1,229	996	1,184	1,302

Allen County

Table 3d. Probate Cases, Incoming Cases Per Judge, 2016 to 2025

Case Type	2016	2017	2018	2019	2020	2021	2022	2023	2024	2025
Adoptions	51	47	39	29	39	33	34	45	46	32
Birth Records	6	6	4	4	6	5	9	8	4	8
Change of Name	25	30	36	51	37	45	62	50	56	56
Civil Actions	3	11	7	12	18	10	10	12	13	10
Civil Commitments	83	68	51	59	77	74	55	48	45	45
Conservatorships	0	0	0	0	0	0	1	0	0	0
Decedents' Estates	514	538	464	513	495	608	595	535	492	507
Guardianships of Adults	49	55	55	49	44	37	45	59	25	38
Guardianships of Minors	18	13	20	16	17	16	20	15	14	10
Minors' Settlements	6	6	10	10	12	15	12	8	8	14
Testamentary Trusts	0	6	3	4	2	0	1	1	1	1
Wrongful Death	0	0	0	0	0	0	0	0	0	0
All Case Types	755	780	689	747	747	843	844	781	704	721

Municipal and County Courts

Lima Municipal Court is currently the sole limited jurisdiction trial court in Allen County.

Table 4. Lima Municipal Court, Historical Changes

Year	Judges	Filings
1953	1 (ft)	nd
1967	2 (ft)	nd
1975	2 (ft)	9,228
2025	2 (ft)	8,535

Note: Number of filings (incoming cases *per judge*) is shown where either (1) data for that court was first collected, (2) a new judgeship was added, or (3) a part-time judgeship (denoted as "(pt)") was converted to full-time status (denoted as "(ft)"). Years with no such changes are excluded from the table. "nd" means no data available. "N/A" means not applicable because court did not exist. Current data (2025) are shown at the bottom of the table.

Table 5. Lima Municipal Court, Current Roster

Court	Judge	Current	Age at	Age Barred	Next	
		Term End	Next Term Start	From Seeking New Term	Election	Election Type
Lima MC	Hursh, Tammie K.	12/31/27	62	No	11/02/27	FTC: 01-01-2028
	Payne, John R.	12/31/29	47	No	11/06/29	FTC: 01-01-2030

Note: "FTC" means Full Term Commencing [date].

Allen County

Table 6. Lima Municipal Court, Incoming Cases Per Judge, 2016 to 2025

Case Type	2016	2017	2018	2019	2020	2021	2022	2023	2024	2025
Contracts	1,018	1,363	1,188	2,302	1,087	909	941	1,114	1,386	1,526
F.E.D. (Evictions)	458	403	463	513	327	412	426	517	421	394
Other Civil	8	9	15	8	1	7	6	7	7	12
Pers. Inj./Prop. Damage	33	28	27	26	22	21	21	34	16	11
Small Claims	84	84	103	92	61	42	60	52	33	47
All Civil Case Types	1,601	1,886	1,795	2,940	1,497	1,391	1,452	1,723	1,862	1,989
Felonies	162	239	316	267	207	247	197	144	146	119
Misdemeanors	2,023	1,957	2,105	1,991	1,482	1,597	1,425	1,577	1,386	1,201
All Criminal Case Types	2,185	2,196	2,421	2,258	1,689	1,844	1,622	1,721	1,531	1,320
O.V.I.	735	677	619	582	389	465	454	359	335	311
Other Traffic	7,970	7,753	7,145	5,970	3,966	5,422	3,844	3,945	4,138	4,916
All Traffic Case Types	8,704	8,429	7,764	6,551	4,355	5,887	4,297	4,304	4,473	5,227
All Case Types	12,489	12,511	11,979	11,748	7,541	9,121	7,371	7,747	7,865	8,535

Magistrate History

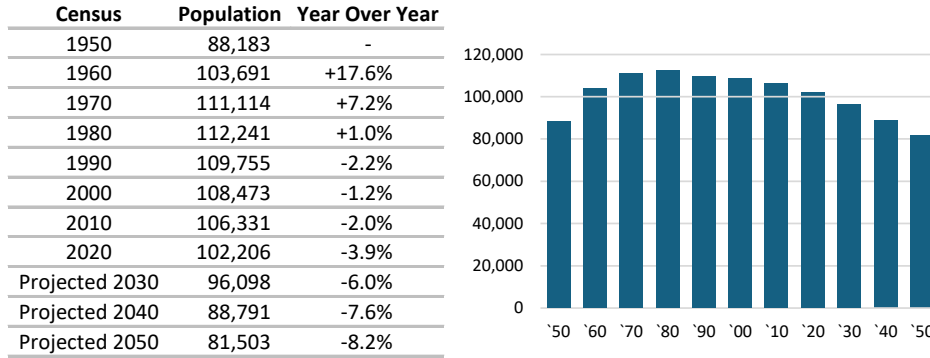
Table 7. Number of Magistrates

Year	Court of Common Pleas			Lima Municipal Court
	Domestic Relations Division	General Division	Probate and Juvenile Division	
1996	1	0	3	1
1997	1	0	4	1
1998	2	0	4	1
1999	2	0	5	1
2000	2	0	5	1
2001	2	0	5	1
2002	2	0	5	1
2003	2	0	6	1
2004	1	0	5	1
2005	2	0	5	1
2006	2	0	6	1
2007	2	0	5	1
2008	2	0	5	2
2009	2	0	4	1
2010	2	0	5	1
2011	2	0	6	1
2012	2	0	5	1
2013	2	0	5	1
2014	2	0	5	1
2015	2	0	4	1
2016	2	0	4	1
2017	2	0	4	1
2018	2	1	4	2
2019	2	0	5	2
2020	2	0	4	2
2021	2	1	4	2
2022	2	1	2	2
2023	2	1	2	3
2024	2	1	2	3
2025	2	1	2	2

Allen County

County Population

Figure 1. County Population Trend



Note: Projections from Ohio Department of Development, Office of Research, County Trends Reports



Ashland County

Court of Common Pleas

The Ashland County Court of Common Pleas currently consists of two divisions: a combined General and Domestic Relations Division, and a combined Probate and Juvenile Division. Each of those divisions consists of a single judgeship. The current divisional configuration and number of judgeships have not changed since 1953.

Table 1. Court of Common Pleas, Historical Changes

Year	Configuration	Divisional Configuration						Total Judges
		General and DR			Probate and Juvenile			
		Judges	Filings		Judges	Filings		
		Gen.	DR		Prob.	Juv.		
1957	Gen/DR + Prob/Juv	1	nd	nd	1	nd	nd	2
1960	Gen/DR + Prob/Juv	1	182	159	1	nd	nd	2
1972	Gen/DR + Prob/Juv	1	-	-	1	nd	746	2
1974	Gen/DR + Prob/Juv	1	-	-	1	510	-	2
2025	Gen/DR + Prob/Juv	1	527	375	1	331	651	2

Note: Number of filings (incoming cases per judge) is shown where either (1) data for that subject matter was first collected, (2) a new judgeship was added, or (3) the divisional configuration of the court was changed. Years with no such changes are excluded from the table. "nd" means no data available. Current data (2025) are shown at the bottom of the table. Probate courts did not become part of the courts of common pleas until 1970.

Table 2. Court of Common Pleas, Current Roster

Division	Judge	Current Term End	Age at	Age Barred	Next Election	Election Type
			Next Term Start	From Seeking New Term		
General and DR	Stimpert, David R.	02/08/29	47	No	11/07/28	FTC: 02-09-2029
Probate and Juvenile	Kellogg, Karen DeSanto	02/08/27	52	No	11/03/26	FTC: 02-09-2027

Note: "FTC" means Full Term Commencing [date].

Table 3a. Civil and Criminal Cases, Incoming Cases Per Judge, 2016 to 2025

Case Type	2016	2017	2018	2019	2020	2021	2022	2023	2024	2025
Administrative Appeals	2	1	1	1	2	1	1	0	0	2
Complex Litigation	0	0	0	0	0	0	0	0	0	0
Foreclosures	135	127	119	115	45	42	84	57	63	76
Other Civil	111	89	94	94	80	114	91	102	119	174
Other Torts	20	31	32	47	29	15	21	29	32	19
Product Liability	1	0	0	0	0	0	0	0	0	0
Professional Tort	2	2	4	1	2	0	0	2	3	0
Workers' Compensation	13	6	20	14	15	14	9	11	5	11
All Civil Case Types	284	256	270	272	173	186	206	201	222	282
Criminal	237	208	231	261	204	274	283	358	364	245
All Case Types	521	464	501	533	377	460	489	559	586	527

Ashland County

Table 3b. Domestic Relations Cases, Incoming Cases Per Judge, 2016 to 2025

Case Type	2016	2017	2018	2019	2020	2021	2022	2023	2024	2025
All Others	40	53	26	28	40	33	32	27	26	25
Change of Custody	25	13	7	13	13	14	18	31	13	10
Domestic Violence	21	9	19	16	11	12	23	19	20	40
Marriage Dissolutions w/Children	41	24	38	41	36	33	27	19	35	30
Marriage Dissolutions w/o Children	51	40	51	51	52	49	34	39	37	43
Marriage Terminations w/Children	35	30	43	55	43	43	43	24	28	36
Marriage Terminations w/o Children	37	22	23	36	32	41	39	35	24	29
Parentage	0	0	0	0	0	0	0	0	0	0
Support - Enforce or Modify	246	238	204	209	155	207	164	152	154	150
U.I.F.S.A.	0	0	0	0	0	0	0	0	0	0
Visitation - Enforce or Modify	8	5	6	11	13	7	7	6	10	12
All Case Types	504	434	417	460	395	439	387	352	347	375

Table 3c. Juvenile Cases, Incoming Cases Per Judge, 2016 to 2025

Case Type	2016	2017	2018	2019	2020	2021	2022	2023	2024	2025
Abuse, Neglect or Dependency	150	150	118	95	63	69	23	19	19	26
Adult Cases	37	19	3	5	3	6	4	8	10	14
All Others	11	13	3	1	2	12	7	5	17	9
Custody/Visitation	108	130	120	184	230	159	127	95	95	75
Delinquency	241	235	225	164	130	103	144	149	238	180
Parentage	3	5	4	3	0	0	2	2	5	0
Permanent Custody	18	13	10	18	16	10	8	20	5	2
Support - Enforce or Modify	281	265	250	331	323	317	213	192	16	42
Traffic	250	265	241	236	204	226	194	208	270	251
U.I.F.S.A.	14	8	0	0	1	0	0	0	0	0
Unruly	40	24	35	25	32	53	63	58	71	52
All Case Types	1,153	1,127	1,009	1,062	1,004	955	785	756	746	651

Table 3d. Probate Cases, Incoming Cases Per Judge, 2016 to 2025

Case Type	2016	2017	2018	2019	2020	2021	2022	2023	2024	2025
Adoptions	11	25	26	15	4	28	37	15	18	21
Birth Records	4	4	5	15	7	4	2	5	1	2
Change of Name	12	21	16	31	13	18	31	29	23	21
Civil Actions	12	6	14	11	5	9	15	7	8	4
Civil Commitments	1	0	3	2	0	1	2	0	0	2
Conservatorships	2	0	0	0	0	0	0	0	0	0
Decedents' Estates	268	266	287	262	244	365	325	257	308	259
Guardianships of Adults	14	21	16	9	18	14	16	16	16	12
Guardianships of Minors	9	4	6	4	3	5	6	7	12	4
Minors' Settlements	8	6	4	5	8	5	11	2	6	5
Testamentary Trusts	4	3	5	8	4	1	1	1	5	1
Wrongful Death	0	0	0	0	0	1	0	0	0	0
All Case Types	345	356	382	362	306	451	446	339	397	331

Ashland County

Municipal and County Courts

Ashland Municipal Court, with one full-time judgeship, is currently the sole limited jurisdiction trial court in Ashland County and has been so since 1953.

Table 4. Ashland Municipal Court, Historical Changes

Year	Judges	Filings
1953	1 (ft)	nd
1975	1 (ft)	11,251
2025	1 (ft)	13,284

Note: Number of filings (incoming cases per judge) is shown where either (1) data for that court was first collected, (2) a new judgeship was added, or (3) a part-time judgeship (denoted as "(pt)") was converted to full-time status (denoted as "(ft)"). Years with no such changes are excluded from the table. "nd" means no data available. "N/A" means not applicable because court did not exist. Current data (2025) are shown at the bottom of the table.

Table 5. Ashland Municipal Court, Current Roster

Court	Judge	Age at		Age Barred		Next Election	Election Type
		Current Term End	Next Term Start	From Seeking New Term	Next Election		
Ashland MC	Good, John L.	12/31/29	65	No	11/06/29	FTC: 01-01-2030	

Note: "FTC" means Full Term Commencing [date].

Table 6. Ashland Municipal Court, Incoming Cases Per Judge, 2016 to 2025

Case Type	2016	2017	2018	2019	2020	2021	2022	2023	2024	2025
Contracts	846	900	881	1,025	625	677	616	595	903	1,103
F.E.D. (Evictions)	127	127	123	121	95	93	93	133	111	107
Other Civil	80	50	129	175	150	28	151	190	178	190
Pers. Inj./Prop. Damage	2	0	8	3	8	7	12	8	9	1
Small Claims	108	107	67	106	58	80	42	76	89	65
All Civil Case Types	1,163	1,184	1,208	1,430	936	885	914	1,002	1,290	1,466
Felonies	0	0	0	0	1	0	0	0	0	0
Misdemeanors	1,536	1,538	1,635	1,846	1,692	1,516	1,475	1,359	964	1,048
All Criminal Case Types	1,536	1,538	1,635	1,846	1,693	1,516	1,475	1,359	964	1,048
O.V.I.	334	346	329	327	319	438	315	258	287	266
Other Traffic	7,226	8,462	10,440	9,142	6,827	9,176	9,003	9,940	9,656	10,504
All Traffic Case Types	7,560	8,808	10,769	9,469	7,146	9,614	9,318	10,198	9,943	10,770
All Case Types	10,259	11,530	13,612	12,745	9,775	12,015	11,707	12,559	12,197	13,284

Ashland County

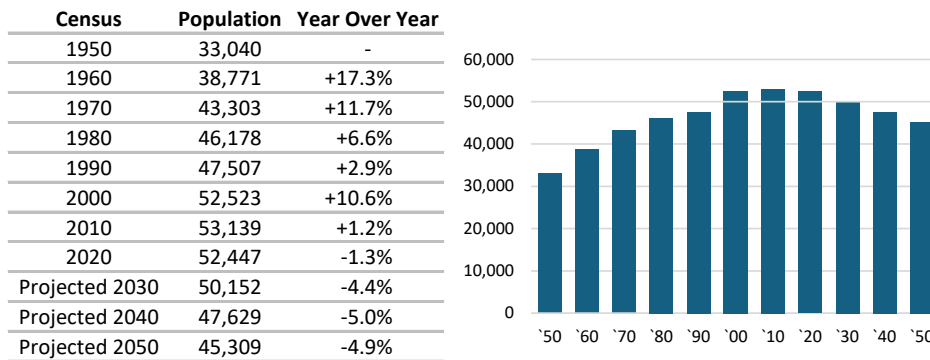
Magistrate History

Table 7. Number of Magistrates

Year	Court of Common Pleas		
	General and		
	Domestic Relations Division	Probate and Juvenile Division	Ashland Municipal Court
1996	0	1	0
1997	0	1	1
1998	0	1	1
1999	1	1	2
2000	1	1	1
2001	1	1	1
2002	1	1	1
2003	1	1	1
2004	1	1	1
2005	2	1	1
2006	1	1	1
2007	1	2	1
2008	1	1	1
2009	3	1	1
2010	3	1	1
2011	4	1	1
2012	2	2	1
2013	2	1	1
2014	2	1	1
2015	1	1	1
2016	1	1	1
2017	2	1	1
2018	2	2	1
2019	2	2	1
2020	2	1	1
2021	2	1	1
2022	2	1	1
2023	3	1	1
2024	2	1	1
2025	2	1	1

County Population

Figure 1. County Population Trend



Note: Projections from Ohio Department of Development, Office of Research, County Trends Reports

Ashtabula County

Court of Common Pleas

The Ashtabula County Court of Common Pleas currently consists of two divisions: a combined General and Domestic Relations Division with two judgeships, and a combined Probate and Juvenile Division with one judgeship. The current divisional configuration and number of judgeships have not changed since 1953.

Table 1. Court of Common Pleas, Historical Changes

Year	Configuration	Divisional Configuration										Total Judges
		General Only		Domestic Relations Only		Probate and Juvenile			General and DR			
		Judges	Filings	Judges	Filings	Judges	Filings		Judges	Filings		
							Prob.	Juv.		Gen.	DR	
1957	Gen/DR + Prob/Juv	N/A	N/A	N/A	N/A	1	nd	nd	1	nd	nd	2
1959	Gen/DR + Prob/Juv	N/A	N/A	N/A	N/A	1	nd	nd	2	nd	nd	3
1960	Gen/DR + Prob/Juv	N/A	N/A	N/A	N/A	1	nd	nd	2	981	428	3
1972	Gen/DR + Prob/Juv	N/A	N/A	N/A	N/A	1	nd	2,401	2	325	343	3
1974	Gen/DR + Prob/Juv	N/A	N/A	N/A	N/A	1	1,372	-	2	-	-	3
1993	Gen + DR + Prob/Juv	2	668	1	2,031	1	1,302	4,705	N/A	N/A	N/A	4
2025	Gen + DR + Prob/Juv	2	610	1	2,413	1	721	1,302	N/A	N/A	N/A	4

Note: Number of filings (incoming cases per judge) is shown where either (1) data for that subject matter was first collected, (2) a new judgeship was added, or (3) the divisional configuration of the court was changed. Years with no such changes are excluded from the table. "nd" means no data available. "N/A" means not applicable because division type did not exist. Current data (2024) are shown at the bottom of the table. Probate courts did not become part of the courts of common pleas until 1970.

Table 2. Court of Common Pleas, Current Roster

Division	Judge	Current	Age at	Age Barred	Next Election	Election Type
		Term End	Next Term Start	From Seeking New Term		
General and DR	Harris, Thomas E.	02/08/27	69	No	11/03/26	FTC: 02-09-2027
	Schroeder, David A.	01/01/27	71	Yes	11/03/26	FTC: 01-02-2027
	Sezon, Marianne	12/31/26	55	No	11/03/26	FTC: 01-01-2027
Probate and Juvenile	Complese, Albert S.	02/08/27	68	No	11/03/26	FTC: 02-09-2027

Note: "FTC" means Full Term Commencing [date].

Table 3a. Civil and Criminal Cases, Incoming Cases Per Judge, 2016 to 2025

Case Type	2016	2017	2018	2019	2020	2021	2022	2023	2024	2025
Administrative Appeals	3	2	2	3	1	1	4	1	2	1
Complex Litigation	0	0	0	0	1	0	0	1	0	0
Foreclosures	183	185	167	137	71	54	127	131	133	140
Other Civil	83	83	95	79	89	113	113	168	214	265
Other Torts	31	40	34	28	25	27	22	22	17	22
Product Liability	0	0	1	0	0	1	0	0	0	0
Professional Tort	3	2	1	2	0	2	2	3	0	1
Workers' Compensation	17	18	15	18	17	16	15	16	13	18
All Civil Case Types	320	330	315	267	206	214	284	341	379	447
Criminal	278	213	270	287	222	216	227	247	239	227
All Case Types	598	543	584	553	427	430	511	588	617	674

Ashtabula County

Table 3b. Domestic Relations Cases, Incoming Cases Per Judge, 2016 to 2025

Case Type	2016	2017	2018	2019	2020	2021	2022	2023	2024	2025
All Others	15	11	11	11	7	6	10	8	6	4
Change of Custody	14	18	18	17	9	15	9	11	12	6
Domestic Violence	18	20	35	31	37	43	78	97	83	75
Marriage Dissolutions w/Children	20	20	19	19	18	17	17	20	13	16
Marriage Dissolutions w/o Children	30	35	34	34	29	30	26	26	26	24
Marriage Terminations w/Children	41	38	39	42	35	29	23	28	28	22
Marriage Terminations w/o Children	37	32	36	40	40	30	28	35	31	23
Parentage	0	0	0	0	0	0	0	0	0	0
Support - Enforce or Modify	54	48	43	44	38	38	32	28	19	19
U.I.F.S.A.	6	5	3	4	3	2	5	2	3	2
Visitation - Enforce or Modify	4	4	5	5	7	5	6	8	6	3
All Case Types	239	231	242	248	223	216	234	262	227	195

Table 3c. Juvenile Cases, Incoming Cases Per Judge, 2016 to 2025

Case Type	2016	2017	2018	2019	2020	2021	2022	2023	2024	2025
Abuse, Neglect or Dependency	289	268	278	233	258	247	273	254	167	104
Adult Cases	63	82	57	61	27	66	35	61	62	53
All Others	2	2	1	12	10	8	21	24	20	20
Custody/Visitation	343	366	377	291	267	268	165	103	150	133
Delinquency	587	499	336	417	283	182	127	197	341	289
Parentage	209	203	221	156	411	405	388	296	114	39
Permanent Custody	21	39	31	30	35	8	12	18	7	4
Support - Enforce or Modify	70	73	45	16	29	27	28	263	708	468
Traffic	422	489	427	285	256	322	400	379	382	485
U.I.F.S.A.	0	0	0	0	0	0	0	0	0	0
Unruly	251	135	98	132	37	15	15	8	20	42
All Case Types	2,257	2,156	1,871	1,633	1,613	1,548	1,464	1,603	1,971	1,637

Table 3d. Probate Cases, Incoming Cases Per Judge, 2016 to 2025

Case Type	2016	2017	2018	2019	2020	2021	2022	2023	2024	2025*
Adoptions	31	45	56	63	48	71	36	41	29	24
Birth Records	0	0	1	5	12	9	6	9	7	16
Change of Name	43	48	51	49	48	56	49	52	50	48
Civil Actions	41	28	21	19	15	21	18	21	10	8
Civil Commitments	3	4	1	2	2	2	6	7	7	8
Conservatorships	0	0	0	0	0	0	0	0	0	0
Decedents' Estates	510	503	475	492	457	619	646	557	504	508
Guardianships of Adults	43	30	40	42	27	44	42	37	41	26
Guardianships of Minors	1	3	1	4	10	3	3	6	6	14
Minors' Settlements	15	15	12	14	13	9	17	9	11	10
Testamentary Trusts	0	2	3	0	1	1	2	3	0	12
Wrongful Death	0	0	0	0	0	0	0	0	0	0
All Case Types	687	678	661	690	633	835	825	742	665	674

* The probate division is implementing a case management system conversion and has not yet been able to provide data for Q3 and Q4 2025. Data shown above is an annual estimate based on Q1 and Q2 data.

Ashtabula County

Municipal and County Courts

There are currently three limited jurisdiction trial courts in Ashtabula County. In 1958, the General Assembly established the Ashtabula County Court, with two part-time judgeships, joining Ashtabula Municipal Court and Conneaut Municipal Court.

Table 4. Limited Jurisdiction Trial Courts, Historical Changes

Year	Ashtabula County Court		Ashtabula Municipal Court		Conneaut Municipal Court		Total Judges
	Judges	Filings	Judges	Filings	Judges	Filings	
1953	N/A	N/A	1 (ft)	nd	1 (ft)	nd	2
1958	2 (pt)	nd	1 (ft)	nd	1 (ft)	nd	4
1975	2 (pt)	4,702	1 (ft)	6,103	1 (ft)	2,203	4
2025	2 (pt)	5,775	1 (ft)	6,044	1 (ft)	1,924	4

Note: Number of filings (incoming cases per judge) is shown where either (1) data for that court was first collected, (2) a new judgeship was added, or (3) a part-time judgeship (denoted as "(pt)") was converted to full-time status (denoted as "(ft)"). Years with no such changes are excluded from the table. "nd" means no data available. "N/A" means not applicable because court did not exist. Current data (2025) are shown at the bottom of the table.

The judges in Ashtabula County Court have opted to sit in areas of separate jurisdiction pursuant to R.C. 1907.15.

Table 5. Limited Jurisdiction Trial Courts, Current Roster

Court	Judge	Current	Age at	Age Barred	Next Election	Election Type
		Term End	Next Term Start	From Seeking New Term		
Ashtabula CC, E	Specht, Harold E.	12/31/30	72	Yes	11/05/30	FTC: 01-01-2031
Ashtabula CC, W	O'Brien, Casey P.	12/31/28	53	No	11/07/28	FTC: 01-01-2029
Ashtabula MC	DiGiacomo, Laura	12/31/31	64	No	11/04/31	FTC: 01-01-2032
Conneaut MC	Iarocci, Nicholas A.	12/31/31	68	No	11/04/31	FTC: 01-01-2032

Note: "FTC" means Full Term Commencing [date].

Pursuant to S.B. 301 (135th G.A.), effective January 1, 2031, the judgeship in the Ashtabula County Court currently held by Judge Harold Specht will be eliminated and the sole remaining judgeship will convert from part-time to full-time status.

Ashtabula County

Table 6a. Ashtabula County Court, Incoming Cases Per Judge, 2016 to 2025

Case Type	2016	2017	2018	2019	2020	2021	2022	2023	2024	2025
Contracts	600	847	855	1,044	746	800	728	740	1,032	1,204
F.E.D. (Evictions)	194	198	185	156	142	151	123	121	114	112
Other Civil	50	60	58	50	36	38	52	29	43	48
Pers. Inj./Prop. Damage	6	1	7	7	6	2	2	1	4	0
Small Claims	119	109	90	59	61	74	93	96	88	68
All Civil Case Types	969	1,215	1,195	1,316	991	1,065	998	987	1,281	1,432
Felonies	503	372	349	318	277	231	333	206	216	152
Misdemeanors	1,633	1,592	1,577	1,345	909	840	1,046	978	720	695
All Criminal Case Types	2,136	1,964	1,926	1,663	1,186	1,071	1,379	1,184	936	847
O.V.I.	2,526	2,520	2,493	2,511	2,477	2,640	2,668	2,580	2,528	2,279
Other Traffic	643	877	895	1,086	773	844	770	777	1,073	1,217
All Traffic Case Types	3,169	3,397	3,388	3,597	3,250	3,484	3,438	3,357	3,601	3,496
All Case Types	6,274	6,576	6,509	6,576	5,427	5,620	5,815	5,528	5,818	5,775

Table 6b. Ashtabula Municipal Court, Incoming Cases Per Judge, 2016 to 2025

Case Type	2016	2017	2018	2019	2020	2021	2022	2023	2024	2025
Contracts	561	777	750	718	568	532	530	585	854	1,025
F.E.D. (Evictions)	327	320	341	329	217	257	230	232	222	203
Other Civil	67	75	64	63	40	56	60	51	35	71
Pers. Inj./Prop. Damage	29	16	12	12	10	8	16	13	7	10
Small Claims	68	54	53	60	53	34	30	26	72	39
All Civil Case Types	1,052	1,242	1,220	1,182	888	887	866	907	1,190	1,348
Felonies	656	604	560	647	573	611	599	539	379	385
Misdemeanors	2,241	2,217	2,080	2,127	1,820	1,812	1,655	1,600	1,220	1,012
All Criminal Case Types	2,897	2,821	2,640	2,774	2,393	2,423	2,254	2,139	1,599	1,397
O.V.I.	304	345	312	271	198	242	202	183	150	178
Other Traffic	4,016	4,560	4,160	3,685	2,502	3,747	3,351	3,418	3,203	3,121
All Traffic Case Types	4,320	4,905	4,472	3,956	2,700	3,989	3,553	3,601	3,353	3,299
All Case Types	8,269	8,968	8,332	7,912	5,981	7,299	6,673	6,647	6,142	6,044

Table 6c. Conneaut Municipal Court, Incoming Cases Per Judge, 2016 to 2025

Case Type	2016	2017	2018	2019	2020	2021	2022	2023	2024	2025
Contracts	141	185	199	207	131	156	145	133	151	252
F.E.D. (Evictions)	81	73	87	79	42	58	61	46	57	60
Other Civil	0	1	2	0	5	3	0	2	1	4
Pers. Inj./Prop. Damage	5	2	3	2	1	0	0	0	0	0
Small Claims	115	54	48	49	13	12	7	9	6	15
All Civil Case Types	342	315	339	337	192	229	213	190	215	331
Felonies	91	70	98	115	139	139	138	72	94	113
Misdemeanors	583	584	454	490	501	399	479	348	343	332
All Criminal Case Types	674	654	552	605	640	538	617	420	437	445
O.V.I.	15	31	24	21	30	22	27	20	27	51
Other Traffic	1,613	1,701	1,645	1,203	727	796	835	947	848	1,097
All Traffic Case Types	1,628	1,732	1,669	1,224	757	818	862	967	875	1,148
All Case Types	2,644	2,701	2,560	2,166	1,589	1,585	1,692	1,577	1,527	1,924

Ashtabula County

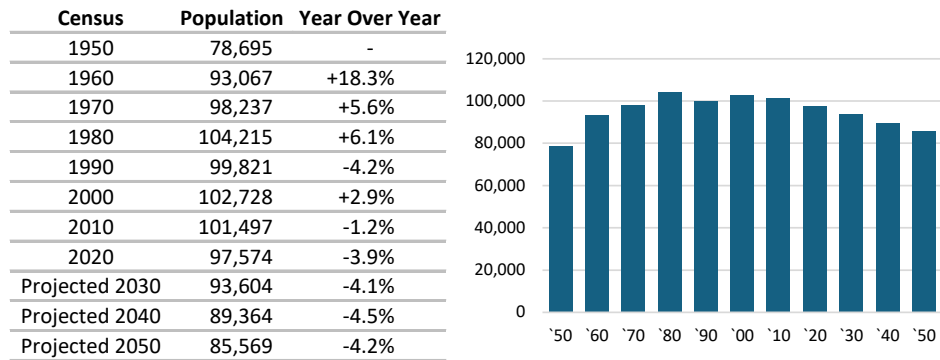
Magistrate History

Table 7. Number of Magistrates

Year	Court of Common Pleas		Ashtabula County Court	Ashtabula Municipal Court	Conneaut Municipal Court
	General and Domestic Relations Division	Probate and Juvenile Division			
1996	2	0	0	0	0
1997	2	1	0	0	0
1998	3	2	0	0	0
1999	2	2	0	0	0
2000	2	2	0	0	0
2001	2	2	0	0	0
2002	2	2	0	0	0
2003	2	2	0	0	0
2004	2	2	0	0	0
2005	2	2	0	0	0
2006	2	2	0	0	0
2007	2	2	0	0	0
2008	3	2	0	0	0
2009	3	2	0	0	0
2010	3	3	0	0	0
2011	4	3	0	0	0
2012	4	3	0	0	0
2013	4	3	0	0	0
2014	4	2	0	0	0
2015	6	3	1	0	0
2016	6	3	0	0	0
2017	5	3	0	0	0
2018	6	3	0	0	0
2019	5	4	0	0	0
2020	6	4	0	1	0
2021	7	5	0	1	0
2022	7	4	0	2	0
2023	6	5	0	1	0
2024	5	4	0	1	0
2025	6	4	0	2	0

County Population

Figure 1. County Population Trend



Note: Projections from Ohio Department of Development, Office of Research, County Trends Reports



Athens County

Court of Common Pleas

The Athens County Court of Common Pleas currently consists of two divisions: a combined General and Domestic Relations Division with two judgeships, and a combined Probate and Juvenile Division with one judgeship. The divisional configuration has not changed since 1953. In 1991, an additional judgeship was added to the General and Domestic Relations Division.

Table 1. Court of Common Pleas, Historical Changes

Year	Configuration	Divisional Configuration						Total Judges
		General and DR			Probate and Juvenile			
		Judges	Filings		Judges	Filings		
		Gen.	DR		Prob.	Juv.		
1957	Gen/DR + Prob/Juv	1	nd	nd	1	nd	nd	2
1960	Gen/DR + Prob/Juv	1	456	136	1	nd	nd	2
1972	Gen/DR + Prob/Juv	1	-	-	1	nd	348	2
1974	Gen/DR + Prob/Juv	1	-	-	1	528	-	2
1991	Gen/DR + Prob/Juv	2	264	433	1	-	-	3
2025	Gen/DR + Prob/Juv	2	501	219	1	392	1,071	3

Note: Number of filings (incoming cases per judge) is shown where either (1) data for that subject matter was first collected, (2) a new judgeship was added, or (3) the divisional configuration of the court was changed. Years with no such changes are excluded from the table. "nd" means no data available. Current data (2025) are shown at the bottom of the table. Probate courts did not become part of the courts of common pleas until 1970.

Table 2. Court of Common Pleas, Current Roster

Division	Judge	Current	Age at	Age Barred	Next	Election Type
		Term	Next Term	From Seeking		
		End	Start	New Term	Election	
General and DR	Lang, Patrick J.	02/08/27	49	No	11/03/26	FTC: 02-09-2027
	McCarthy, George P.	12/31/28	63	No	11/07/28	FTC: 01-01-2029
Probate and Juvenile	Saunders, Zachary L.	02/08/27	41	No	11/08/26	FTC: 02-08-2027

Note: "FTC" means Full Term Commencing [date].

Table 3a. Civil and Criminal Cases, Incoming Cases Per Judge, 2016 to 2025

Case Type	2016	2017	2018	2019	2020	2021	2022	2023	2024	2025
Administrative Appeals	1	4	3	1	0	0	0	0	0	0
Complex Litigation	0	0	0	0	0	0	0	0	0	0
Foreclosures	29	44	46	85	41	37	41	34	29	40
Other Civil	197	143	114	132	93	101	86	126	161	181
Other Torts	5	1	3	7	4	7	4	7	11	9
Product Liability	0	0	0	0	0	0	0	0	0	0
Professional Tort	1	0	0	1	0	0	0	0	0	0
Workers' Compensation	9	6	5	3	1	0	0	0	0	1
All Civil Case Types	240	197	170	228	138	145	131	166	201	230
Criminal	177	273	361	340	295	290	292	215	305	271
All Case Types	417	470	530	567	433	434	423	381	506	501

Athens County

Table 3b. Domestic Relations Cases, Incoming Cases Per Judge, 2016 to 2025

Case Type	2016	2017	2018	2019	2020	2021	2022	2023	2024	2025
All Others	14	11	9	10	7	17	10	10	8	8
Change of Custody	22	29	27	23	30	25	23	16	22	27
Domestic Violence	28	28	34	39	27	18	20	22	29	26
Marriage Dissolutions w/Children	12	15	17	16	17	17	13	9	21	12
Marriage Dissolutions w/o Children	24	23	24	20	33	25	23	31	28	23
Marriage Terminations w/Children	35	35	46	51	34	31	28	31	32	27
Marriage Terminations w/o Children	30	35	31	32	33	27	26	35	35	34
Parentage	0	0	0	1	2	3	2	1	1	1
Support - Enforce or Modify	75	77	94	93	81	87	87	70	73	55
U.I.F.S.A.	1	1	2	2	2	1	1	2	0	0
Visitation - Enforce or Modify	6	6	8	8	6	8	7	12	4	8
All Case Types	246	257	291	293	268	258	237	236	249	219

Table 3c. Juvenile Cases, Incoming Cases Per Judge, 2016 to 2025

Case Type	2016	2017	2018	2019	2020	2021	2022	2023	2024	2025
Abuse, Neglect or Dependency	88	88	84	49	84	152	107	95	154	102
Adult Cases	53	47	39	58	39	58	85	108	66	33
All Others	1	0	1	0	4	6	3	2	0	10
Custody/Visitation	120	133	122	116	105	122	198	154	160	126
Delinquency	210	126	120	150	85	131	271	283	267	241
Parentage	6	9	16	13	4	23	43	62	85	44
Permanent Custody	0	19	25	6	11	17	35	42	27	19
Support - Enforce or Modify	98	145	63	67	92	70	236	305	347	253
Traffic	142	141	141	146	92	104	106	136	154	144
U.I.F.S.A.	0	0	0	0	0	0	0	0	3	2
Unruly	23	46	57	47	62	26	64	148	132	97
All Case Types	741	754	668	652	578	709	1,148	1,335	1,395	1,071

Table 3d. Probate Cases, Incoming Cases Per Judge, 2016 to 2025

Case Type	2016	2017	2018	2019	2020	2021	2022	2023	2024	2025
Adoptions	33	27	29	39	31	22	10	31	18	21
Birth Records	12	17	7	12	5	6	7	8	13	12
Change of Name	46	42	40	46	50	39	55	44	46	39
Civil Actions	13	8	12	11	11	15	25	7	13	9
Civil Commitments	205	177	134	106	39	36	43	35	37	24
Conservatorships	1	0	0	0	0	0	0	0	1	0
Decedents' Estates	252	211	244	258	238	255	308	234	263	250
Guardianships of Adults	24	27	21	33	27	27	27	35	24	20
Guardianships of Minors	4	2	2	3	3	6	3	10	2	1
Minors' Settlements	2	4	3	4	0	6	2	2	3	2
Testamentary Trusts	4	0	4	0	6	0	3	1	3	2
Wrongful Death	1	13	4	5	2	4	4	2	4	12
All Case Types	597	528	500	517	412	416	487	409	427	392

Athens County

Municipal and County Courts

Athens County Municipal Court, consisting of one full-time judgeship, is the only limited jurisdiction trial court in Athens County. Since its inception, it has not undergone any changes in its structure or number of judgeships.

Table 4. Athens County Municipal Court, Historical Changes

Year	Judges	Filings
1953	1 (ft)	nd
1975	1 (ft)	7,921
2025	1 (ft)	11,028

Note: Number of filings (incoming cases *per judge*) is shown where either (1) data for that court was first collected, (2) a new judgeship was added, or (3) a part-time judgeship (denoted as "(pt)") was converted to full-time status (denoted as "(ft)"). Years with no such changes are excluded from the table. "nd" means no data available. "N/A" means not applicable because court did not exist. Current data (2025) are shown at the bottom of the table.

Table 5. Athens County Municipal Court, Current Roster

Court	Judge	Current	Age at	Age Barred	Next Election	Election Type
		Term End	Next Term Start	From Seeking New Term		
Athens Co. MC	Grace, Todd L.	12/31/27	53	No	11/02/27	FTC: 01-01-2028

Note: "FTC" means Full Term Commencing [date].

Table 6. Athens County Municipal Court, Incoming Cases Per Judge, 2016 to 2025

Case Type	2016	2017	2018	2019	2020	2021	2022	2023	2024	2025
Contracts	438	571	660	661	614	577	512	553	721	829
F.E.D. (Evictions)	271	270	236	252	166	219	228	238	187	183
Other Civil	22	18	41	33	19	33	32	49	44	47
Pers. Inj./Prop. Damage	17	8	0	2	6	0	3	0	3	5
Small Claims	213	215	277	258	191	122	244	240	220	171
All Civil Case Types	961	1,082	1,214	1,206	996	951	1,019	1,080	1,175	1,235
Felonies	262	315	280	295	254	289	189	190	174	84
Misdemeanors	3,548	3,505	3,358	2,943	2,254	1,938	2,157	2,503	2,169	2,023
All Criminal Case Types	3,810	3,820	3,638	3,238	2,508	2,227	2,346	2,693	2,343	2,107
O.V.I.	499	380	458	397	259	359	289	272	297	247
Other Traffic	7,698	6,876	7,224	6,733	5,759	6,570	6,273	6,717	7,345	7,439
All Traffic Case Types	8,197	7,256	7,682	7,130	6,018	6,929	6,562	6,989	7,642	7,686
All Case Types	12,968	12,158	12,534	11,574	9,522	10,107	9,927	10,762	11,160	11,028

Athens County

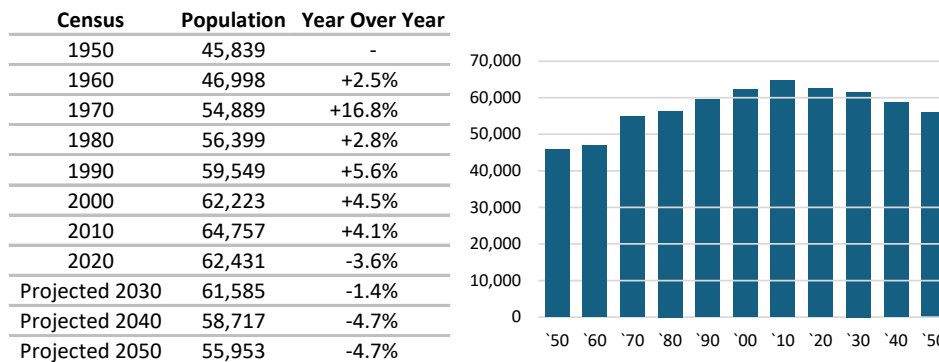
Magistrate History

Table 7. Number of Magistrates

Year	Court of Common Pleas		
	General and Domestic Relations Division	Probate and Juvenile Division	Athens County Municipal Court
1996	1	2	0
1997	1	2	0
1998	1	2	0
1999	1	2	0
2000	2	3	0
2001	2	2	0
2002	2	2	0
2003	2	3	0
2004	2	2	0
2005	2	2	0
2006	2	2	0
2007	2	2	0
2008	3	2	0
2009	3	2	0
2010	2	2	0
2011	2	2	0
2012	2	2	0
2013	2	2	0
2014	2	2	0
2015	2	3	0
2016	2	3	0
2017	2	2	0
2018	2	3	0
2019	2	2	0
2020	2	2	0
2021	2	2	0
2022	2	2	0
2023	2	2	0
2024	2	2	0
2025	3	2	0

County Population

Figure 1. County Population Trend



Note: Projections from Ohio Department of Development, Office of Research, County Trends Reports

Auglaize County

Court of Common Pleas

The Auglaize County Court of Common Pleas currently consists of two divisions: a combined General Division with one judgeship, and a combined Domestic Relations, Probate, and Juvenile Division with one judgeship. In 1994, the court was reconfigured, and a combined Domestic Relations, Juvenile, and Probate Division was established.

Table 1. Court of Common Pleas, Historical Changes

Year	Configuration	Divisional Configuration											Total Judges	
		General and DR			Probate and Juvenile			DR, Juvenile, Probate				General Only		
		Judges	Filings		Judges	Filings		Judges	Filings			Judges		Filings
	Gen.	DR	Judges	Prob.	Juv.	Judges	DR	Juv.	Prob.	Judges	Filings	Judges		
1955	Gen/DR + Prob/Juv	1	nd	nd	1	nd	nd	N/A	N/A	N/A	N/A	N/A	N/A	2
1960	Gen/DR + Prob/Juv	1	211	78	1	nd	nd	N/A	N/A	N/A	N/A	N/A	N/A	2
1972	Gen/DR + Prob/Juv	1	-	-	1	nd	384	N/A	N/A	N/A	N/A	N/A	N/A	2
1974	Gen/DR + Prob/Juv	1	-	-	1	356	-	N/A	N/A	N/A	N/A	N/A	N/A	2
1994	Gen + DR/Juv/Prob	N/A	N/A	N/A	N/A	N/A	N/A	1	603	1,193	449	1	399	2
2025	Gen + DR/Juv/Prob	N/A	N/A	N/A	N/A	N/A	N/A	1	287	653	344	1	386	2

Note: Number of filings (incoming cases per judge) is shown where either (1) data for that subject matter was first collected, (2) a new judgeship was added, or (3) the divisional configuration of the court was changed. Years with no such changes are excluded from the table. "nd" means no data available. Current data (2025) are shown at the bottom of the table. Probate courts did not become part of the courts of common pleas until 1970.

Table 2. Court of Common Pleas, Current Roster

Division	Judge	Current	Age at	Age Barred	Next	Election Type
		Term	Next Term	From Seeking		
		End	Start	New Term		
DR, Probate, Juvenile	Spees, Mark E.	02/08/27	73	Yes	11/03/26	FTC: 02-09-2027
General	Pepple, Frederick D.	01/08/29	74	Yes	11/07/28	FTC: 01-09-2029

Note: "FTC" means Full Term Commencing [date].

Table 3a. Civil and Criminal Cases, Incoming Cases Per Judge, 2016 to 2025

Case Type	2016	2017	2018	2019	2020	2021	2022	2023	2024	2025
Administrative Appeals	0	0	0	1	0	0	0	0	0	0
Complex Litigation	0	0	0	0	0	0	0	0	0	1
Foreclosures	97	83	95	60	43	20	76	60	69	63
Other Civil	106	107	76	88	95	119	140	144	151	175
Other Torts	19	19	18	16	19	8	5	4	17	10
Product Liability	0	0	1	0	0	1	0	0	0	0
Professional Tort	0	1	0	4	2	1	0	0	0	3
Workers' Compensation	18	22	13	8	6	9	16	15	8	8
All Civil Case Types	240	232	203	177	165	158	237	223	245	260
Criminal	241	208	290	336	200	268	197	208	172	126
All Case Types	481	440	493	513	365	426	434	431	417	386

Auglaize County

Table 3b. Domestic Relations Cases, Incoming Cases Per Judge, 2016 to 2025

Case Type	2016	2017	2018	2019	2020	2021	2022	2023	2024	2025
All Others	31	24	17	27	13	13	17	16	18	25
Change of Custody	24	15	28	20	14	22	22	16	12	25
Domestic Violence	46	36	32	31	32	40	46	36	40	41
Marriage Dissolutions w/Children	27	29	37	26	24	33	35	28	30	15
Marriage Dissolutions w/o Children	25	30	29	27	50	34	40	39	27	47
Marriage Terminations w/Children	38	48	34	42	32	35	34	31	36	25
Marriage Terminations w/o Children	23	21	28	34	31	30	32	26	37	26
Parentage	0	0	0	0	0	0	0	0	0	0
Support - Enforce or Modify	14	16	12	6	7	5	14	19	38	76
U.I.F.S.A.	0	0	0	0	0	0	0	0	0	0
Visitation - Enforce or Modify	5	7	3	4	7	4	10	6	3	7
All Case Types	233	226	220	217	210	216	250	217	241	287

Table 3c. Juvenile Cases, Incoming Cases Per Judge, 2016 to 2025

Case Type	2016	2017	2018	2019	2020	2021	2022	2023	2024	2025
Abuse, Neglect or Dependency	19	8	20	36	18	13	14	25	26	19
Adult Cases	0	2	3	3	2	3	10	7	11	4
All Others	2	1	12	7	13	3	9	12	6	8
Custody/Visitation	79	73	81	71	75	75	80	54	63	50
Delinquency	158	162	165	176	139	149	182	152	160	124
Parentage	35	51	53	28	34	40	40	27	30	24
Permanent Custody	0	1	1	9	4	8	3	6	6	5
Support - Enforce or Modify	142	111	149	135	73	99	97	115	99	145
Traffic	331	307	291	258	208	211	217	193	214	229
U.I.F.S.A.	3	2	1	1	1	3	1	0	3	0
Unruly	86	70	62	53	39	58	44	56	35	45
All Case Types	855	788	838	777	606	662	697	647	653	653

Table 3d. Probate Cases, Incoming Cases Per Judge, 2016 to 2025

Case Type	2016	2017	2018	2019	2020	2021	2022	2023	2024	2025
Adoptions	14	13	12	20	15	18	31	8	11	12
Birth Records	0	2	4	9	4	5	4	4	1	3
Change of Name	17	35	27	18	19	23	21	10	18	21
Civil Actions	8	5	2	2	8	7	9	4	4	7
Civil Commitments	6	1	7	7	26	45	30	18	16	37
Conservatorships	0	0	0	0	0	0	0	0	0	0
Decedents' Estates	261	284	269	250	246	256	333	233	230	237
Guardianships of Adults	21	20	13	14	11	15	11	8	15	15
Guardianships of Minors	4	5	7	4	6	11	5	3	8	4
Minors' Settlements	2	3	6	3	5	9	3	8	1	7
Testamentary Trusts	2	1	0	0	0	2	2	2	0	1
Wrongful Death	0	0	0	0	0	0	0	0	0	0
All Case Types	335	369	347	327	340	391	449	298	304	344

Auglaize County

Municipal and County Courts

Auglaize County Municipal Court, consisting of one full-time judgeship, is the only limited jurisdiction trial court in Auglaize County. Prior to 1976, Auglaize County Court, composed of East and West Districts, was the sole limited jurisdiction trial court in Auglaize County.

Table 4. Limited Jurisdiction Trial Courts, Historical Changes

Year	Auglaize County Court		Auglaize County Municipal Court		Total Judges
	Judges	Filings	Judges	Filings	
1958	1 (pt)	nd	N/A	N/A	1
1975	1 (pt)	6,232	N/A	N/A	1
1976	N/A	N/A	1 (ft)	6,954	1
2025	N/A	N/A	1 (ft)	11,159	1

Note: Number of filings (incoming cases *per judge*) is shown where either (1) data for that court was first collected, (2) a new judgeship was added, or (3) a part-time judgeship (denoted as "(pt)") was converted to full-time status (denoted as "(ft)"). Years with no such changes are excluded from the table. "nd" means no data available. "N/A" means not applicable because court did not exist. Current data (2025) are shown at the bottom of the table.

Table 5. Auglaize County Municipal Court, Current Roster

Court	Judge	Current	Age at	Age Barred	Next	
		Term End	Next Term Start	From Seeking New Term	Election	Election Type
Auglaize Co. MC	Augsburger, R. Andrew	12/31/29	59	No	11/06/29	FTC: 01-01-2030

Note: "FTC" means Full Term Commencing [date].

Table 6. Auglaize County Municipal Court, Incoming Cases Per Judge, 2016 to 2025

Case Type	2016	2017	2018	2019	2020	2021	2022	2023	2024	2025
Contracts	787	933	1,102	1,166	550	659	673	687	993	1,026
F.E.D. (Evictions)	125	113	117	108	69	61	96	116	117	114
Other Civil	38	38	36	20	20	29	22	38	16	24
Pers. Inj./Prop. Damage	12	7	10	2	10	9	10	6	2	3
Small Claims	61	56	64	57	44	27	29	27	24	24
All Civil Case Types	1,023	1,147	1,329	1,353	693	785	830	874	1,152	1,191
Felonies	67	70	66	81	72	90	58	65	69	49
Misdemeanors	814	1,084	1,471	948	788	803	822	880	506	496
All Criminal Case Types	881	1,154	1,537	1,029	860	893	880	945	575	545
O.V.I.	242	269	384	250	222	254	234	274	254	199
Other Traffic	8,031	9,460	10,480	8,334	5,424	7,351	7,032	6,228	7,953	9,224
All Traffic Case Types	8,273	9,729	10,864	8,584	5,646	7,605	7,266	6,502	8,207	9,423
All Case Types	10,177	12,030	13,730	10,966	7,199	9,283	8,976	8,321	9,934	11,159

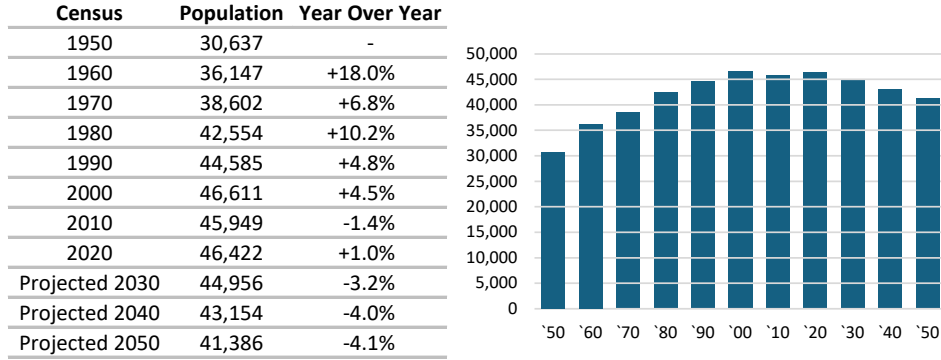
Magistrate History

None.

Auglaize County

County Population

Figure 1. County Population Trend



Note: Projections from Ohio Department of Development, Office of Research, County Trends Reports

Belmont County

Court of Common Pleas

The Belmont County Court of Common Pleas currently consists of two divisions: a combined General and Domestic Relations Division with two judgeships, and a combined Probate and Juvenile Division with one judgeship. The divisional configuration and number of judgeships in each division have not changed since 1953.

Table 1. Court of Common Pleas, Historical Changes

Year	Configuration	Divisional Configuration						Total Judges
		General and DR			Probate and Juvenile			
		Judges	Filings		Judges	Filings		
		Gen.	DR		Prob.	Juv.		
1957	Gen/DR + Prob/Juv	2	nd	nd	1	nd	nd	3
2025	Gen/DR + Prob/Juv	2	482	305	1	592	818	3

Note: Number of filings (incoming cases per judge) is shown where either (1) data for that subject matter was first collected, (2) a new judgeship was added, or (3) the divisional configuration of the court was changed. Years with no such changes are excluded from the table. "nd" means no data available. Current data (2025) are shown at the bottom of the table. Probate courts did not become part of the courts of common pleas until 1970.

Table 2. Court of Common Pleas, Current Roster

Division	Judge	Current	Age at	Age Barred	Next Election	Election Type
		Term End	Next Term Start	From Seeking New Term		
General and DR	Berhalter, Christopher M.	02/08/27	56	No	11/03/26	FTC: 02-09-2027
	Vavra, John A.	12/31/26	74	Yes	11/03/26	FTC: 01-01-2027
Probate and Juvenile	Davies, Albert E.	02/08/27	63	No	11/03/26	FTC: 02-09-2027

Note: "FTC" means Full Term Commencing [date].

Table 3a. Civil and Criminal Cases, Incoming Cases Per Judge, 2016 to 2025

Case Type	2016	2017	2018	2019	2020	2021	2022	2023	2024	2025
Administrative Appeals	2	1	1	0	1	0	1	2	2	2
Complex Litigation	0	0	0	0	0	0	0	0	0	0
Foreclosures	101	98	89	93	48	34	83	67	60	78
Other Civil	115	102	127	131	103	91	106	120	127	137
Other Torts	48	31	51	35	34	21	24	29	16	11
Product Liability	1	0	0	0	0	0	1	1	1	0
Professional Tort	5	1	2	1	2	1	2	3	3	1
Workers' Compensation	6	8	10	5	5	10	5	7	7	8
All Civil Case Types	276	240	280	264	191	157	220	228	215	235
Criminal	191	207	186	250	231	241	262	293	242	247
All Case Types	467	447	465	514	422	398	482	521	457	482

Belmont County

Table 3b. Domestic Relations Cases, Incoming Cases Per Judge, 2016 to 2025

Case Type	2016	2017	2018	2019	2020	2021	2022	2023	2024	2025
All Others	4	0	2	5	3	2	1	2	1	1
Change of Custody	24	20	21	16	14	22	16	17	18	24
Domestic Violence	70	65	53	70	80	75	99	126	130	132
Marriage Dissolutions w/Children	31	28	28	22	28	26	22	22	20	20
Marriage Dissolutions w/o Children	35	34	35	30	44	35	33	37	32	27
Marriage Terminations w/Children	36	30	36	38	31	27	30	30	26	23
Marriage Terminations w/o Children	35	36	29	28	26	24	26	29	32	28
Parentage	0	0	0	0	0	0	0	0	0	0
Support - Enforce or Modify	107	88	86	65	65	55	47	52	44	36
U.I.F.S.A.	28	22	27	25	21	22	17	19	16	10
Visitation - Enforce or Modify	19	20	12	12	12	8	9	8	14	6
All Case Types	388	342	327	309	322	291	299	340	330	305

Table 3c. Juvenile Cases, Incoming Cases Per Judge, 2016 to 2025

Case Type	2016	2017	2018	2019	2020	2021	2022	2023	2024	2025
Abuse, Neglect or Dependency	54	32	68	68	25	63	77	66	87	65
Adult Cases	26	30	31	18	10	23	14	18	16	14
All Others	451	434	383	349	300	283	230	184	240	195
Custody/Visitation	119	191	183	167	151	188	134	139	137	122
Delinquency	334	256	241	187	134	169	176	214	209	238
Parentage	71	64	36	31	19	8	13	9	3	7
Permanent Custody	0	1	1	1	0	9	5	9	3	10
Support - Enforce or Modify	90	87	86	29	37	44	51	55	50	42
Traffic	124	112	121	144	111	105	76	114	106	98
U.I.F.S.A.	7	2	0	1	2	0	0	0	0	0
Unruly	24	32	70	65	53	55	38	43	38	27
All Case Types	1,300	1,241	1,220	1,060	842	947	814	851	889	818

Table 3d. Probate Cases, Incoming Cases Per Judge, 2016 to 2025

Case Type	2016	2017	2018	2019	2020	2021	2022	2023	2024	2025
Adoptions	31	21	24	26	23	24	25	22	19	32
Birth Records	4	7	7	7	7	4	7	5	5	12
Change of Name	35	43	30	43	38	54	39	33	37	32
Civil Actions	10	11	9	6	11	6	8	5	5	1
Civil Commitments	15	16	22	9	0	0	2	0	1	1
Conservatorships	0	0	0	0	0	0	0	0	0	0
Decedents' Estates	429	515	551	506	425	509	530	463	438	472
Guardianships of Adults	33	29	25	21	15	28	15	36	44	24
Guardianships of Minors	4	4	1	1	3	6	3	9	9	1
Minors' Settlements	2	8	10	9	3	6	10	21	15	16
Testamentary Trusts	2	0	1	4	0	0	0	1	4	1
Wrongful Death	0	0	0	0	0	0	0	0	0	0
All Case Types	565	654	680	632	525	637	639	595	577	592

Belmont County

Municipal and County Courts

Belmont County Court, consisting of three part-time judgeships, is the only limited jurisdiction trial court in Belmont County. Since its inception, it has not undergone any changes in its structure or number of judgeships.

Table 4. Belmont County Court, Historical Changes

Year	Judges	Filings
1958	3 (pt)	nd
2025	3 (pt)	3,267

Note: Number of filings (incoming cases *per judge*) is shown where either (1) data for that court was first collected, (2) a new judgeship was added, or (3) a part-time judgeship (denoted as "(pt)") was converted to full-time status (denoted as "(ft)"). Years with no such changes are excluded from the table. "nd" means no data available. "N/A" means not applicable because court did not exist. Current data (2025) are shown at the bottom of the table.

The judges in Belmont County Court have opted to sit in areas of separate jurisdiction pursuant to R.C. 1907.15.

Table 5. Belmont County Court, Current Roster

Court	Judge	Current	Age at	Age Barred	Next	
		Term End	Next Term Start	From Seeking New Term	Election	Election Type
Belmont CC, E	Trouten, David S.	12/31/28	62	No	11/07/28	FTC: 01-01-2029
Belmont CC, W	Costine, Eric	12/31/30	73	Yes	11/05/30	FTC: 01-01-2031
Belmont CC, N	Myser, Adam L.	01/01/31	43	No	11/05/30	FTC: 01-02-2031

Note: "FTC" means Full Term Commencing [date].

Table 6. Belmont County Court, Incoming Cases Per Judge, 2016 to 2025

Case Type	2016	2017	2018	2019	2020	2021	2022	2023	2024	2025
Contracts	269	435	456	439	283	323	302	326	518	627
F.E.D. (Evictions)	81	81	74	87	64	67	81	94	110	108
Other Civil	7	4	7	7	2	5	7	9	9	5
Pers. Inj./Prop. Damage	3	2	2	0	1	3	2	1	1	0
Small Claims	130	78	90	76	47	43	38	40	29	36
All Civil Case Types	489	600	629	610	398	441	430	470	666	776
Felonies	165	145	170	195	158	169	135	134	123	152
Misdemeanors	708	716	678	631	516	483	531	460	445	423
All Criminal Case Types	873	862	848	826	674	652	666	594	568	576
O.V.I.	179	189	191	194	153	127	131	93	81	86
Other Traffic	2,956	3,328	3,643	3,050	1,537	2,256	1,991	2,104	2,244	1,829
All Traffic Case Types	3,135	3,518	3,834	3,245	1,691	2,383	2,122	2,197	2,325	1,915
All Case Types	4,498	4,979	5,311	4,680	2,762	3,477	3,218	3,260	3,560	3,267

Belmont County

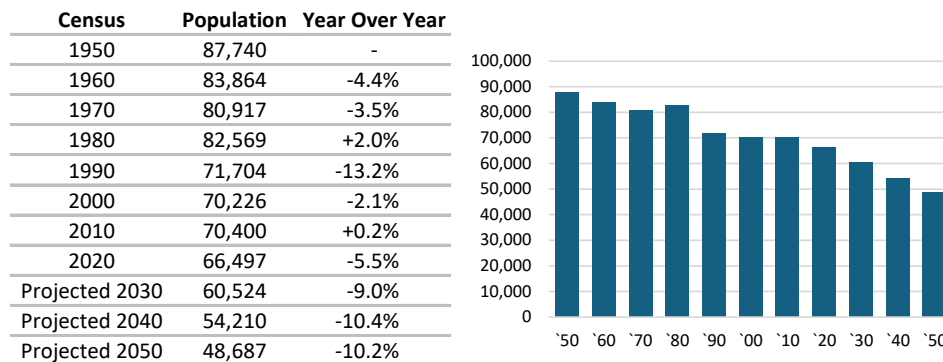
Magistrate History

Table 7. Number of Magistrates

Year	Court of Common Pleas		
	General and Domestic Relations Division	Probate and Juvenile Division	Belmont County Court
1996	0	1	0
1997	0	1	0
1998	0	1	0
1999	0	1	0
2000	0	1	0
2001	0	1	0
2002	0	1	0
2003	0	1	0
2004	0	1	0
2005	0	1	0
2006	0	1	0
2007	0	1	0
2008	1	2	0
2009	1	1	0
2010	1	1	0
2011	2	2	0
2012	1	1	0
2013	1	1	0
2014	1	0	0
2015	1	0	0
2016	1	0	0
2017	1	0	0
2018	1	0	0
2019	1	0	0
2020	1	0	0
2021	1	0	0
2022	1	0	0
2023	1	0	1
2024	1	0	0
2025	1	0	0

County Population

Figure 1. County Population Trend



Note: Projections from Ohio Department of Development, Office of Research, County Trends Reports

Brown County

Court of Common Pleas

The Brown County Court of Common Pleas currently consists of two divisions: a combined General and Domestic Relations Division, and a combined Probate and Juvenile Division with one judgeship.

Table 1. Court of Common Pleas, Historical Changes

Year	Configuration	Divisional Configuration						Total Judges
		General and DR			Probate and Juvenile			
		Judges	Filings		Judges	Filings		
		Gen.	DR		Prob.	Juv.		
1957	Gen/DR + Prob/Juv	1	nd	nd	1	nd	nd	2
2025	Gen/DR + Prob/Juv	1	762	431	1	365	703	2

Note: Number of filings (incoming cases per judge) is shown where either (1) data for that subject matter was first collected, (2) a new judgeship was added, or (3) the divisional configuration of the court was changed. Years with no such changes are excluded from the table. "nd" means no data available. Current data (2025) are shown at the bottom of the table. Probate courts did not become part of the courts of common pleas until 1970.

Table 2. Court of Common Pleas, Current Roster

Division	Judge	Current Term	Age at Next Term	Age Barred From Seeking New Term	Next Election	Election Type
		End	Start			
General and DR	Gusweiler, Scott T.	02/08/27	62	No	11/03/26	FTC: 02-09-2027
Probate and Juvenile	Lewis, Val E.	02/08/27	54	No	11/03/26	FTC: 02-09-2027

Note: "FTC" means Full Term Commencing [date].

Table 3a. Civil and Criminal Cases, Incoming Cases Per Judge, 2016 to 2025

Case Type	2015	2016	2017	2018	2019	2020	2021	2022	2023	2024
Administrative Appeals	0	1	1	0	0	0	1	0	0	0
Complex Litigation	0	0	1	0	0	1	0	0	1	1
Foreclosures	177	144	154	147	67	61	128	111	102	95
Other Civil	309	398	435	463	305	352	286	348	399	457
Other Torts	0	1	3	9	11	18	9	23	22	14
Product Liability	0	0	0	0	0	0	0	0	0	0
Professional Tort	2	0	1	0	0	0	1	0	0	1
Workers' Compensation	11	7	5	3	13	7	10	9	5	9
All Civil Case Types	499	551	600	622	396	439	435	491	529	577
Criminal	357	302	405	365	317	325	281	252	206	185
All Case Types	856	853	1,005	987	713	764	716	743	735	762

Brown County

Table 3b. Domestic Relations Cases, Incoming Cases Per Judge, 2016 to 2025

Case Type	2015	2016	2017	2018	2019	2020	2021	2022	2023	2024
All Others	55	46	29	19	16	8	5	11	20	22
Change of Custody	31	37	30	41	30	28	12	16	19	13
Domestic Violence	149	217	250	207	163	157	178	119	119	129
Marriage Dissolutions w/Children	40	39	45	37	33	40	23	40	27	27
Marriage Dissolutions w/o Children	42	45	51	47	49	54	39	49	58	53
Marriage Terminations w/Children	49	53	66	40	37	34	43	37	37	32
Marriage Terminations w/o Children	54	52	66	42	49	44	33	49	31	40
Parentage	1	0	0	0	0	0	0	0	0	0
Support - Enforce or Modify	190	158	125	135	103	106	130	112	105	98
U.I.F.S.A.	11	9	13	10	14	6	8	11	9	5
Visitation - Enforce or Modify	23	11	14	20	7	13	10	23	12	12
All Case Types	645	667	689	598	501	490	481	467	437	431

Table 3c. Juvenile Cases, Incoming Cases Per Judge, 2016 to 2025

Case Type	2015	2016	2017	2018	2019	2020	2021	2022	2023	2024
Abuse, Neglect or Dependency	84	110	143	126	80	71	66	63	79	58
Adult Cases	104	119	27	20	11	37	29	37	33	17
All Others	38	36	27	41	15	21	13	36	20	16
Custody/Visitation	135	154	149	173	168	155	121	113	128	158
Delinquency	206	198	166	109	84	79	91	109	103	116
Parentage	18	18	15	10	5	12	3	7	6	7
Permanent Custody	8	5	11	10	17	4	12	6	4	9
Support - Enforce or Modify	58	59	63	43	30	48	53	34	32	65
Traffic	213	259	222	228	151	149	160	203	194	190
U.I.F.S.A.	0	0	0	0	0	0	0	0	0	0
Unruly	72	71	75	29	37	71	69	95	86	67
All Case Types	936	1,029	898	789	598	647	617	703	685	703

Table 3d. Probate Cases, Incoming Cases Per Judge, 2016 to 2025

Case Type	2015	2016	2017	2018	2019	2020	2021	2022	2023	2024
Adoptions	21	34	17	20	25	29	40	26	26	21
Birth Records	5	6	9	8	6	7	7	1	5	6
Change of Name	22	27	24	35	24	44	28	31	47	39
Civil Actions	3	1	2	1	4	14	9	10	7	7
Civil Commitments	1	0	0	1	1	1	4	1	0	1
Conservatorships	2	1	0	0	0	0	0	1	0	0
Decedents' Estates	230	240	212	225	249	260	303	273	251	242
Guardianships of Adults	47	34	45	36	46	32	25	31	31	34
Guardianships of Minors	1	0	0	0	2	0	1	1	4	3
Minors' Settlements	10	4	3	4	6	14	13	10	7	6
Testamentary Trusts	2	3	1	1	3	2	5	2	2	2
Wrongful Death	6	2	0	5	3	4	7	4	8	4
All Case Types	350	352	313	336	369	407	442	391	388	365

Brown County

Municipal and County Courts

Brown County Municipal Court, consisting of one full-time judgeship, is the only limited jurisdiction trial court in Brown County. Prior to February 9, 2003, the sole limited jurisdiction trial court in Brown County was the Brown County Court, consisting of one part-time judgeship. In 2003, that court was abolished and its caseload was transferred to the newly established Brown County Municipal Court, with a single full-time judgeship.

Table 4. Limited Jurisdiction Trial Courts, Historical Changes

Year	Brown County Court		Brown County Municipal Court		Total Judges
	Judges	Filings	Judges	Filings	
1958	1 (pt)	nd	N/A	N/A	1
1975	1 (pt)	4,064	N/A	N/A	1
2003	N/A	N/A	1 (ft)	15,547	1
2025	N/A	N/A	1 (ft)	7,365	1

Note: Number of filings (incoming cases *per judge*) is shown where either (1) data for that court was first collected, (2) a new judgeship was added, or (3) a part-time judgeship (denoted as "(pt)") was converted to full-time status (denoted as "(ft)"). Years with no such changes are excluded from the table. "nd" means no data available. "N/A" means not applicable because court did not exist. Current data (2025) are shown at the bottom of the table.

Table 5. Brown County Municipal Court, Current Roster

Court	Judge	Current Term	Age at Next Term	Age Barred From Seeking New Term	Next Election	Election Type
		End	Start	New Term	Election	
Brown Co. MC	Worley, Courtney A.	12/31/29	39	No	11/06/29	FTC: 01-01-2030

Note: "FTC" means Full Term Commencing [date].

Table 6. Brown County Municipal Court, Incoming Cases Per Judge, 2016 to 2025

Case Type	2015	2016	2017	2018	2019	2020	2021	2022	2023	2024
Contracts	416	602	662	589	456	517	596	672	1,043	1,113
F.E.D. (Evictions)	156	188	201	207	143	149	153	147	191	146
Other Civil	31	30	38	45	31	48	48	44	26	29
Pers. Inj./Prop. Damage	7	4	9	4	1	0	6	2	2	2
Small Claims	31	42	53	57	25	27	25	48	28	28
All Civil Case Types	641	866	963	902	656	741	828	913	1,290	1,318
Felonies	571	742	754	718	754	489	487	404	403	377
Misdemeanors	1,022	1,294	1,264	1,450	1,339	1,120	1,209	1,067	911	889
All Criminal Case Types	1,593	2,036	2,018	2,168	2,093	1,609	1,696	1,471	1,314	1,266
O.V.I.	270	287	323	273	306	292	278	312	282	248
Other Traffic	5,228	5,596	5,564	4,470	3,280	4,170	3,456	3,405	4,474	4,533
All Traffic Case Types	5,498	5,883	5,887	4,743	3,586	4,462	3,734	3,717	4,756	4,781
All Case Types	7,732	8,785	8,868	7,813	6,335	6,812	6,258	6,101	7,360	7,365

Brown County

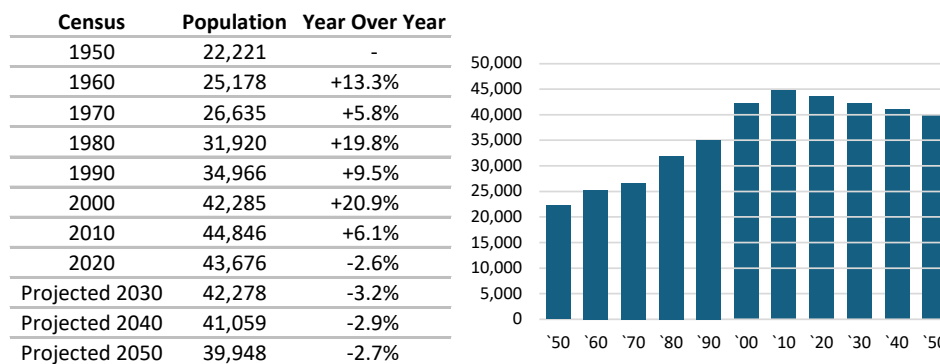
Magistrate History

Table 7. Number of Magistrates

Year	Court of Common Pleas		
	General and Domestic Relations Division	Probate and Juvenile Division	Brown County Municipal Court
1996	1	0	0
1997	2	0	0
1998	1	1	0
1999	1	1	0
2000	1	1	0
2001	1	1	0
2002	2	1	0
2003	2	1	0
2004	2	1	1
2005	2	1	1
2006	2	1	1
2007	2	1	1
2008	2	1	1
2009	2	1	1
2010	1	1	1
2011	1	1	1
2012	2	1	1
2013	3	1	1
2014	2	1	1
2015	2	2	1
2016	2	1	1
2017	2	1	2
2018	2	3	1
2019	2	2	1
2020	2	2	1
2021	3	2	1
2022	3	2	1
2023	4	2	1
2024	3	3	1
2025	2	3	1

County Population

Figure 1. County Population Trend



Note: Projections from Ohio Department of Development, Office of Research, County Trends Reports

Butler County

Court of Common Pleas

The Butler County Court of Common Pleas currently consists of four divisions. In 1969 the combined General, Domestic Relations, and Probate Division was reconfigured into a separately administered General Division and a combined Domestic Relations and Juvenile Division. Then, in 1987, a separately administered Domestic Relations Division and a separately administered Juvenile Division were established.

Table 1. Court of Common Pleas, Historical Changes

Year	Configuration	Divisional Configuration														Total Judges
		General, DR, and Juvenile		General Only			DR and Juvenile Filings			Domestic Relations Only		Juvenile Only		Probate Only		
		Judge	Filings	Judge	Filings	Judge	DR	Juv.	Judges	Filings	Judge	Filings	Judge	Filings		
1957	Gen/DR/Juv + Prob	2	nd	0	N/A	0	N/A	N/A	0	N/A	0	N/A	1	nd	3	
1969	Gen + DR/Juv + Prob	0	N/A	3	345	1	1,534	nd	0	N/A	0	N/A	1	nd	5	
1974	Gen + DR/Juv + Prob	0	N/A	3	-	1	-	-	0	-	0	N/A	1	1,853	5	
1987	Gen + DR + Juv + Prob	0	N/A	3	723	0	N/A	N/A	1	2,202	1	5,867	1	-	6	
1989	Gen + DR + Juv + Prob	0	N/A	5	538	0	N/A	N/A	1	-	1	-	1	-	8	
1993	Gen + DR + Juv + Prob	0	N/A	5	-	0	N/A	N/A	2	2,252	1	-	1	-	9	
2003	Gen + DR + Juv + Prob	0	N/A	6	1,166	0	N/A	N/A	2	-	2	4,324	1	-	11	
2007	Gen + DR + Juv + Prob	0	N/A	7	1,366	0	N/A	N/A	2	-	2	-	1	-	12	
2025	Gen + DR + Juv + Prob	0	N/A	7	1,173	0	N/A	N/A	2	1,941	2	3,671	1	1,894	12	

Note: Number of filings (incoming cases per judge) is shown where either (1) data for that subject matter was first collected, (2) a new judgeship was added, or (3) the divisional configuration of the court was changed. Years with no such changes are excluded from the table. "nd" means no data available. "N/A" means not applicable because division type did not exist. Current data (2025) are shown at the bottom of the table. Probate courts did not become part of the courts of common pleas until 1970.

Table 2. Court of Common Pleas, Current Roster

Division	Judge	Current Term End	Age at Next Term Start	Age Barred From Seeking New Term	Next Election	Election Type
Domestic Relations	Carter, Barbara S.	12/31/28	67	No	11/07/28	FTC: 01-01-2029
	Halcomb, Margot B.	01/03/29	62	No	11/07/28	FTC: 01-04-2029
General	Haughey, Dan	01/02/27	51	No	11/03/26	FTC: 01-03-2027
	Heile, Kelly E.	01/01/31	50	No	11/05/30	FTC: 01-02-2031
	Howard, J. Gregory	01/02/31	70	Yes	11/05/30	FTC: 01-03-2031
	Muench-McElfresh, Jennifer	12/31/26	55	No	11/03/26	FTC: 01-01-2027
	Oster, Michael A.	02/08/27	49	No	11/03/26	FTC: 02-09-2027
	Spaeth, Keith M.	12/31/30	69	No	11/05/30	FTC: 01-01-2031
Juvenile	Stephens, Gregory S.	01/01/29	58	No	11/07/28	FTC: 01-02-2029
	Niehaus, Erik D.	01/01/27	55	No	11/03/26	FTC: 01-02-2027
Probate	Phillips, Daniel J.	01/02/29	48	No	11/07/28	FTC: 01-03-2029
	Holcomb, John M.	02/08/27	61	No	11/03/26	FTC: 02-09-2027

Note: "FTC" means Full Term Commencing [date].

Butler County

Table 3a. Civil and Criminal Cases, Incoming Cases Per Judge, 2016 to 2025

Case Type	2016	2017	2018	2019	2020	2021	2022	2023	2024	2025
Administrative Appeals	3	2	2	2	2	3	2	3	3	3
Complex Litigation	0	0	0	1	0	0	0	0	1	0
Foreclosures	236	216	219	194	163	89	70	120	113	101
Other Civil	230	235	241	256	247	214	232	214	288	327
Other Torts	72	67	75	72	73	78	73	65	72	67
Product Liability	1	0	0	0	0	0	0	0	0	0
Professional Tort	2	2	1	2	2	2	1	4	3	2
Workers' Compensation	30	22	22	20	18	17	15	13	16	13
All Civil Case Types	573	544	559	546	505	402	394	418	496	514
Criminal	478	492	575	609	610	531	546	582	674	659
All Case Types	1,052	1,037	1,134	1,155	1,115	933	940	1,001	1,170	1,173

Table 3b. Domestic Relations Cases, Incoming Cases Per Judge, 2016 to 2025

Case Type	2016	2017	2018	2019	2020	2021	2022	2023	2024	2025
All Others	1,057	951	1,107	987	660	753	692	597	560	568
Change of Custody	239	250	253	231	162	229	194	191	162	160
Domestic Violence	437	436	390	431	398	449	423	406	454	431
Marriage Dissolutions w/Children	104	90	96	90	77	92	79	82	66	72
Marriage Dissolutions w/o Children	156	144	129	152	121	141	125	128	130	116
Marriage Terminations w/Children	173	145	157	159	126	144	118	130	116	111
Marriage Terminations w/o Children	188	192	185	204	148	196	164	147	150	144
Parentage	0	0	0	0	0	0	0	1	1	0
Support - Enforce or Modify	366	432	501	421	284	328	300	270	236	209
U.I.F.S.A.	4	3	7	4	1	3	6	3	6	4
Visitation - Enforce or Modify	76	99	114	103	83	77	51	59	63	56
All Case Types	2,798	2,738	2,936	2,780	2,059	2,410	2,150	2,011	1,941	1,869

Table 3c. Juvenile Cases, Incoming Cases Per Judge, 2016 to 2025

Case Type	2016	2017	2018	2019	2020	2021	2022	2023	2024	2025
Abuse, Neglect or Dependency	189	231	220	245	291	233	205	238	252	229
Adult Cases	359	297	140	27	48	20	78	115	164	116
All Others	42	52	65	56	57	29	46	58	52	49
Custody/Visitation	571	528	588	639	627	520	612	514	484	459
Delinquency	1,068	953	809	637	585	371	410	455	496	474
Parentage	41	39	68	68	64	41	72	54	61	26
Permanent Custody	58	44	49	59	39	48	42	29	31	17
Support - Enforce or Modify	1,376	580	2,095	2,645	2,086	1,630	1,936	1,851	1,848	1,596
Traffic	625	651	696	602	596	428	601	525	662	602
U.I.F.S.A.	0	1	1	1	1	1	4	5	7	7
Unruly	275	275	231	165	127	67	137	110	169	98
All Case Types	4,602	3,650	4,957	5,143	4,519	3,385	4,142	3,951	4,222	3,671

Butler County

Table 3d. Probate Cases, Incoming Cases Per Judge, 2016 to 2025

Case Type	2016	2017	2018	2019	2020	2021	2022	2023	2024	2025
Adoptions	181	136	138	142	155	118	121	111	116	89
Birth Records	21	14	22	20	28	14	20	30	12	16
Change of Name	186	188	202	213	228	177	220	223	210	172
Civil Actions	66	43	44	25	40	39	32	47	35	30
Civil Commitments	63	38	29	41	47	29	110	65	72	76
Conservatorships	0	1	0	1	1	0	0	0	0	0
Decedents' Estates	1,183	1,187	1,140	1,086	1,165	1,129	1,728	1,460	1,304	1,284
Guardianships of Adults	143	132	142	117	115	131	140	118	131	142
Guardianships of Minors	18	25	49	57	42	22	126	24	51	33
Minors' Settlements	25	43	53	52	42	40	87	58	28	35
Testamentary Trusts	13	19	2	6	10	5	56	15	10	5
Wrongful Death	0	0	0	0	0	0	8	2	12	12
All Case Types	1,899	1,826	1,821	1,760	1,873	1,704	2,648	2,153	1,981	1,894

Municipal and County Courts

There are four limited jurisdiction trial courts in Butler County. The three judges in Butler County Court have opted to sit in areas of separate jurisdiction pursuant to R.C. 1907.15.

Table 4. Limited Jurisdiction Trial Courts, Historical Changes

Year	Butler County Court		Fairfield Municipal Court		Hamilton Municipal Court		Middletown Municipal Court		Total Judges
	Judges	Filings	Judges	Filings	Judges	Filings	Judges	Filings	
1953	N/A	N/A	N/A	N/A	1 (ft)	nd	1 (ft)	nd	2
1958	1 (pt)	nd	N/A	N/A	1 (ft)	nd	1 (ft)	nd	3
1960	1 (pt)	nd	1 (pt)	nd	1 (ft)	nd	1 (ft)	nd	4
1975	2 (pt)	2,687	1 (pt)	3,253	1 (ft)	21,402	1 (ft)	8,972	5
1983	3 (pt)	2,401	1 (pt)	-	1 (ft)	-	1 (ft)	-	6
1990	3 (pt)	-	1 (ft)	7,387	1 (ft)	-	1 (ft)	-	6
2025	3 (pt)	7,318	1 (ft)	9,732	1 (ft)	13,798	1 (ft)	13,628	6

Note: Number of filings (incoming cases per judge) is shown where either (1) data for that court was first collected, (2) a new judgeship was added, or (3) a part-time judgeship (denoted as "(pt)") was converted to full-time status (denoted as "(ft)"). Years with no such changes are excluded from the table. "nd" means no data available. "N/A" means not applicable because court did not exist. Current data (2025) are shown at the bottom of the table.

Table 5. Limited Jurisdiction Trial Courts, Current Roster

Court	Judge	Current Term	Age at Next Term	Age Barred From Seeking New Term	Next Election	Election Type
		End	Start			
Butler CC, Area 1	Lyons, Robert H.	12/31/28	74	Yes	11/07/28	FTC: 01-01-2029
Butler CC, Area 2	McDonough, Kevin C.	12/31/30	75	Yes	11/05/30	FTC: 01-01-2031
Butler CC, Area 3	Caparella-Kraemer, Courtney	01/01/31	52	No	11/05/30	FTC: 01-02-2031
Fairfield MC	Zoz, Zachary O.	12/31/31	52	No	11/04/31	FTC: 01-01-2032
Hamilton MC	Gattermeyer, Daniel J.	12/31/31	73	Yes	11/04/31	FTC: 01-01-2032
Middletown MC	Sherron, James E.	12/31/31	71	Yes	11/04/31	FTC: 01-01-2032

Note: "FTC" means Full Term Commencing [date].

Butler County

Table 6a. Butler County Court, Incoming Cases Per Judge, 2016 to 2025

Case Type	2016	2017	2018	2019	2020	2021	2022	2023	2024	2025
Contracts	620	623	665	792	527	580	546	616	892	1,170
F.E.D. (Evictions)	331	343	358	398	277	316	346	296	339	291
Other Civil	25	17	18	18	12	13	9	10	12	14
Pers. Inj./Prop. Damage	17	15	21	12	11	12	9	7	7	7
Small Claims	87	78	63	72	62	48	55	59	53	47
All Civil Case Types	1,080	1,076	1,125	1,292	889	969	964	988	1,302	1,529
Felonies	354	386	379	407	267	296	302	380	318	329
Misdemeanors	2,239	2,624	2,478	2,344	1,806	1,576	1,557	1,605	1,342	1,352
All Criminal Case Types	2,592	3,010	2,857	2,751	2,074	1,872	1,859	1,985	1,660	1,682
O.V.I.	262	270	275	268	212	292	242	260	284	216
Other Traffic	4,455	4,675	4,681	4,726	3,441	3,999	3,616	4,402	4,088	3,891
All Traffic Case Types	4,718	4,945	4,956	4,994	3,653	4,291	3,858	4,662	4,372	4,107
All Case Types	8,390	9,031	8,938	9,037	6,616	7,132	6,681	7,636	7,334	7,318

Table 6b. Fairfield Municipal Court, Incoming Cases Per Judge, 2016 to 2025

Case Type	2016	2017	2018	2019	2020	2021	2022	2023	2024	2025
Contracts	535	657	770	1,029	725	654	582	650	831	1,062
F.E.D. (Evictions)	490	519	545	680	357	446	833	844	873	849
Other Civil	31	36	21	32	7	21	11	20	26	16
Pers. Inj./Prop. Damage	24	11	12	12	3	6	12	5	4	16
Small Claims	112	88	90	83	64	119	87	106	93	59
All Civil Case Types	1,192	1,311	1,438	1,836	1,156	1,246	1,525	1,625	1,827	2,002
Felonies	405	530	376	426	272	346	441	380	311	346
Misdemeanors	4,120	5,217	6,009	5,525	5,287	5,428	5,910	5,107	3,923	4,047
All Criminal Case Types	4,525	5,747	6,385	5,951	5,559	5,774	6,351	5,487	4,234	4,393
O.V.I.	341	469	365	591	475	437	539	361	311	298
Other Traffic	3,152	3,394	3,815	4,946	3,032	3,588	4,725	3,753	3,395	3,039
All Traffic Case Types	3,493	3,863	4,180	5,537	3,507	4,025	5,264	4,114	3,706	3,337
All Case Types	9,210	10,921	12,003	13,324	10,222	11,045	13,140	11,226	9,767	9,732

Table 6c. Hamilton Municipal Court, Incoming Cases Per Judge, 2016 to 2025

Case Type	2016	2017	2018	2019	2020	2021	2022	2023	2024	2025
Contracts	1,109	1,313	1,465	1,869	1,205	1,339	1,414	1,629	2,187	2,844
F.E.D. (Evictions)	1,639	1,672	1,499	1,603	1,041	1,070	1,178	1,193	1,024	952
Other Civil	54	66	45	56	60	57	48	50	63	41
Pers. Inj./Prop. Damage	62	43	58	48	30	46	35	27	31	16
Small Claims	113	110	86	87	51	115	67	85	48	49
All Civil Case Types	2,977	3,204	3,153	3,663	2,387	2,627	2,742	2,984	3,353	3,902
Felonies	978	1,030	1,192	1,033	999	876	707	784	934	550
Misdemeanors	6,567	7,647	6,835	6,358	5,759	5,303	4,312	3,707	4,125	3,235
All Criminal Case Types	7,545	8,677	8,027	7,391	6,758	6,179	5,019	4,491	5,059	3,785
O.V.I.	376	407	383	380	297	259	271	274	257	266
Other Traffic	9,934	10,680	9,596	9,119	6,035	6,012	6,000	7,736	8,468	5,845
All Traffic Case Types	10,310	11,087	9,979	9,499	6,332	6,271	6,271	8,010	8,725	6,111
All Case Types	20,832	22,968	21,159	20,553	15,477	15,077	14,032	15,485	17,137	13,798

Butler County

Table 6d. Middletown Municipal Court, Incoming Cases Per Judge, 2016 to 2025

Case Type	2016	2017	2018	2019	2020	2021	2022	2023	2024	2025
Contracts	1,134	1,408	1,572	1,992	1,330	1,363	1,289	1,604	2,320	2,895
F.E.D. (Evictions)	1,779	1,881	1,858	1,748	1,273	1,222	1,532	1,525	1,449	1,360
Other Civil	6	5	6	7	1	3	0	1	1	2
Pers. Inj./Prop. Damage	57	36	33	25	28	11	18	12	10	8
Small Claims	254	267	259	312	175	161	144	159	101	71
All Civil Case Types	3,230	3,597	3,728	4,084	2,807	2,760	2,983	3,301	3,881	4,336
Felonies	994	1,190	1,102	990	823	894	918	894	872	781
Misdemeanors	5,743	5,782	5,067	4,370	3,509	3,551	3,315	3,407	3,541	3,440
All Criminal Case Types	6,737	6,972	6,169	5,360	4,332	4,445	4,233	4,301	4,413	4,221
O.V.I.	466	412	348	296	219	257	249	281	271	234
Other Traffic	6,723	7,589	8,863	6,490	4,639	6,190	7,146	6,109	5,238	4,837
All Traffic Case Types	7,189	8,001	9,211	6,786	4,858	6,447	7,395	6,390	5,509	5,071
All Case Types	17,156	18,570	19,108	16,230	11,997	13,652	14,611	13,992	13,803	13,628

Magistrate History

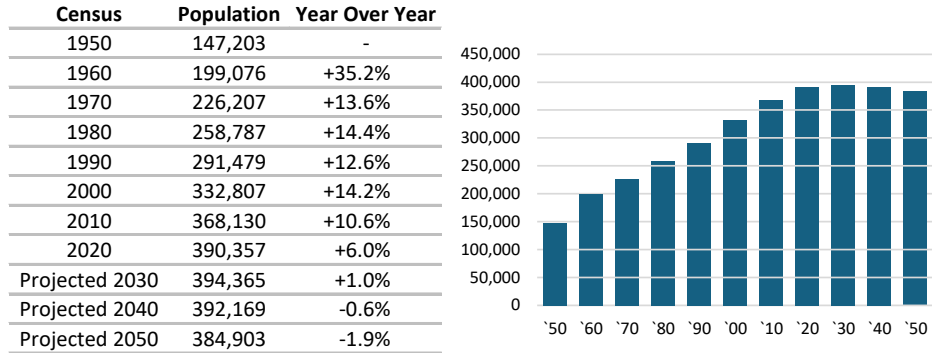
Table 7. Number of Magistrates

Year	Court of Common Pleas				Butler County Court	Fairfield Municipal Court	Hamilton Municipal Court	Middletown Municipal Court
	Domestic Relations Division	General Division	Juvenile Division	Probate Division				
1996	5	0	5	1	1	1	1	1
1997	5	1	4	3	1	1	2	1
1998	5	1	5	2	1	1	2	1
1999	6	3	5	1	1	1	2	1
2000	5	4	5	1	1	1	2	1
2001	5	4	7	1	2	1	2	1
2002	5	6	6	1	2	1	2	1
2003	5	7	7	2	2	1	3	1
2004	5	6	7	2	2	1	2	1
2005	5	8	8	2	3	1	2	1
2006	5	6	7	2	3	1	2	1
2007	5	10	7	2	3	1	1	1
2008	5	8	9	1	4	1	3	1
2009	5	7	8	1	3	1	3	1
2010	4	8	8	1	3	1	3	1
2011	5	8	8	1	3	1	3	1
2012	5	8	7	1	3	1	3	1
2013	4	7	7	1	3	1	3	1
2014	4	8	8	1	3	1	3	1
2015	4	8	8	1	3	1	3	1
2016	4	9	9	2	3	1	2	1
2017	4	7	8	2	2	1	2	1
2018	4	7	9	2	2	1	2	0
2019	5	7	9	2	5	2	2	0
2020	5	7	9	3	8	2	2	1
2021	4	7	8	4	7	2	3	1
2022	4	7	7	2	4	2	3	1
2023	5	7	7	3	7	2	3	1
2024	5	8	10	3	5	2	3	1
2025	6	7	8	2	4	3	3	1

Butler County

County Population

Figure 1. County Population Trend



Note: Projections from Ohio Department of Development, Office of Research, County Trends Reports

Carroll County

Court of Common Pleas

The Carroll County Court of Common Pleas currently consists of two divisions: a combined General and Domestic Relations Division, and a combined Probate and Juvenile Division, each with one judgeship. The divisional configuration and number of judgeships in each division have not changed since 1953.

Table 1. Court of Common Pleas, Historical Changes

Year	Configuration	Divisional Configuration						Total Judges
		General and DR			Probate and Juvenile			
		Judges	Filings		Judges	Filings		
	Gen.	DR	Judges	Prob.	Juv.			
1957	Gen/DR + Prob/Juv	1	nd	nd	1	nd	nd	2
2025	Gen/DR + Prob/Juv	1	267	117	1	226	281	2

Note: Number of filings (incoming cases per judge) is shown where either (1) data for that subject matter was first collected, (2) a new judgeship was added, or (3) the divisional configuration of the court was changed. Years with no such changes are excluded from the table. "nd" means no data available. Current data (2025) are shown at the bottom of the table. Probate courts did not become part of the courts of common pleas until 1970.

Table 2. Court of Common Pleas, Current Roster

Division	Judge	Current	Age at	Age Barred	Next Election	Election Type
		Term End	Next Term Start	From Seeking New Term		
General and DR	Repella, Michael V.	12/31/30	53	No	11/05/30	FTC: 01-01-2031
Probate and Juvenile	Smith, Sean R. H.	02/08/27	70	Yes	11/03/26	FTC: 02-09-2027

Note: "FTC" means Full Term Commencing [date].

Table 3a. Civil and Criminal Cases, Incoming Cases Per Judge, 2016 to 2025

Case Type	2016	2017	2018	2019	2020	2021	2022	2023	2024	2025
Administrative Appeals	3	1	1	1	1	0	1	0	2	1
Complex Litigation	0	0	5	0	1	0	0	0	0	0
Foreclosures	77	83	64	74	25	39	65	56	48	64
Other Civil	77	57	37	40	37	68	57	69	68	74
Other Torts	10	12	9	8	12	13	13	11	11	16
Product Liability	0	0	0	1	1	1	0	0	0	0
Professional Tort	1	3	1	0	0	1	0	2	0	0
Workers' Compensation	10	12	12	9	5	5	7	5	7	10
All Civil Case Types	178	168	129	133	82	127	143	143	136	165
Criminal	106	94	83	108	115	162	127	133	100	102
All Case Types	284	262	212	241	197	289	270	276	236	267

Carroll County

Table 3b. Domestic Relations Cases, Incoming Cases Per Judge, 2016 to 2025

Case Type	2016	2017	2018	2019	2020	2021	2022	2023	2024	2025
All Others	0	0	0	0	0	0	0	0	2	0
Change of Custody	2	11	8	22	7	8	8	15	10	3
Domestic Violence	58	47	51	56	44	31	23	20	15	17
Marriage Dissolutions w/Children	15	13	14	20	17	27	19	22	20	14
Marriage Dissolutions w/o Children	30	14	19	26	28	27	21	20	26	25
Marriage Terminations w/Children	28	30	29	26	25	28	32	21	39	23
Marriage Terminations w/o Children	20	22	26	33	22	21	26	23	15	20
Parentage	0	0	0	0	1	0	0	0	0	0
Support - Enforce or Modify	11	4	3	12	14	32	19	17	14	7
U.I.F.S.A.	4	5	3	2	2	0	5	6	4	4
Visitation - Enforce or Modify	2	5	7	15	9	10	13	8	4	4
All Case Types	170	151	160	212	169	184	166	152	149	117

Table 3c. Juvenile Cases, Incoming Cases Per Judge, 2016 to 2025

Case Type	2016	2017	2018	2019	2020	2021	2022	2023	2024	2025
Abuse, Neglect or Dependency	17	16	22	16	14	52	9	9	33	26
Adult Cases	0	0	0	0	0	0	0	0	0	0
All Others	6	3	13	12	14	23	23	26	9	13
Custody/Visitation	49	49	44	38	50	50	62	57	43	44
Delinquency	68	43	48	37	31	65	42	61	43	44
Parentage	6	6	4	3	2	2	2	2	2	3
Permanent Custody	0	0	1	3	0	0	0	2	2	0
Support - Enforce or Modify	108	120	139	136	111	63	124	135	76	85
Traffic	73	64	60	54	36	32	46	41	57	49
U.I.F.S.A.	3	2	3	0	2	0	2	0	0	0
Unruly	31	26	22	4	16	15	16	24	11	17
All Case Types	361	329	356	303	276	302	326	357	276	281

Table 3d. Probate Cases, Incoming Cases Per Judge, 2016 to 2025

Case Type	2016	2017	2018	2019	2020	2021	2022	2023	2024	2025
Adoptions	10	7	13	9	7	4	12	8	11	8
Birth Records	0	4	7	2	3	1	4	0	3	0
Change of Name	5	8	6	15	13	18	17	15	12	8
Civil Actions	3	3	6	2	0	1	0	2	1	2
Civil Commitments	1	0	0	0	0	1	0	0	1	0
Conservatorships	0	0	0	0	0	0	0	0	0	0
Decedents' Estates	178	145	183	136	182	187	190	182	181	190
Guardianships of Adults	13	14	13	8	9	11	5	9	19	10
Guardianships of Minors	5	2	0	2	1	3	0	0	3	1
Minors' Settlements	1	2	3	0	1	1	0	0	2	4
Testamentary Trusts	2	1	2	0	5	7	1	2	0	2
Wrongful Death	3	2	2	5	2	2	3	1	2	1
All Case Types	221	188	235	179	223	236	232	219	235	226

Carroll County

Municipal and County Courts

Carroll County Municipal Court, consisting of one full-time judgeship, is the only limited jurisdiction trial court in Carroll County. Since its inception, it has not undergone any changes in its structure or number of judgeships.

Table 4. Carroll County Municipal Court, Historical Changes

Year	Judges	Filings
1953	1 (pt)	nd
2007	1 (ft)	4,089
2025	1 (ft)	1,787

Note: Number of filings (incoming cases *per judge*) is shown where either (1) data for that court was first collected, (2) a new judgeship was added, or (3) a part-time judgeship (denoted as "(pt)") was converted to full-time status (denoted as "(ft)"). Years with no such changes are excluded from the table. "nd" means no data available. Current data (2025) are shown at the bottom of the table.

Table 5. Carroll County Municipal Court, Current Roster

Court	Judge	Current	Age at	Age Barred	Next Election	Election Type
		Term End	Next Term Start	From Seeking New Term		
Carroll Co. MC	Willen, Gary L.	12/31/27	75	Yes	11/02/27	FTC: 01-01-2028

Note: "FTC" means Full Term Commencing [date].

Table 6. Carroll County Municipal Court, Incoming Cases Per Judge, 2016 to 2025

Case Type	2016	2017	2018	2019	2020	2021	2022	2023	2024	2025
Contracts	224	320	309	365	235	266	254	286	447	562
F.E.D. (Evictions)	47	41	44	47	37	31	44	39	42	51
Other Civil	68	50	32	15	14	11	9	32	14	22
Pers. Inj./Prop. Damage	2	0	4	1	0	0	1	1	1	0
Small Claims	59	38	39	18	31	20	16	21	14	25
All Civil Case Types	400	449	428	446	317	328	324	379	518	660
Felonies	147	142	223	142	193	265	168	147	137	201
Misdemeanors	690	833	734	574	444	435	478	518	480	462
All Criminal Case Types	837	975	957	716	637	700	646	665	617	663
O.V.I.	157	123	129	87	69	79	64	53	63	58
Other Traffic	1,392	1,279	1,008	947	541	351	366	548	388	406
All Traffic Case Types	1,549	1,402	1,137	1,034	610	430	430	601	451	464
All Case Types	2,786	2,826	2,522	2,196	1,564	1,458	1,400	1,645	1,586	1,787

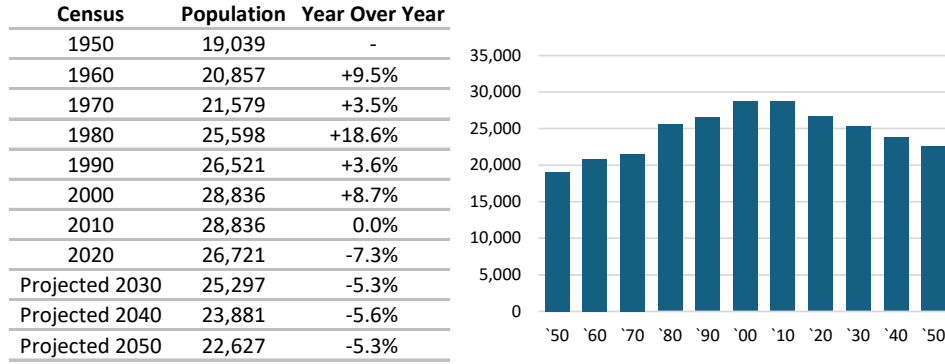
Magistrate History

None.

Carroll County

County Population

Figure 1. County Population Trend



Note: Projections from Ohio Department of Development, Office of Research, County Trends Reports

Champaign County

Court of Common Pleas

The Champaign County Court of Common Pleas currently consists of two divisions: a General Division, with one judgeship, and a combined Domestic Relations, Probate, and Juvenile Division, with two judgeships. In 2009, an additional judgeship was added to the Domestic Relations, Probate, and Juvenile Division and the division was renamed the Champaign County Family Court.

Table 1. Court of Common Pleas, Historical Changes

Year	Configuration	Divisional Configuration											Total Judges	
		General and DR			Probate and Juvenile			DR, Probate, and Juvenile				General Only		
		Judges	Filings		Judges	Filings		Judges	Filings			Judges		Filings
	Gen.	DR	Judges	Prob.	Juv.	Judges	DR	Prob.	Juv.	Judges	Filings			
1955	Gen/DR + Prob/Juv	1	nd	nd	1	nd	nd	N/A	N/A	N/A	N/A	N/A	N/A	2
1960	Gen/DR + Prob/Juv	1	101	96	1	nd	nd	N/A	N/A	N/A	N/A	N/A	N/A	2
1972	Gen/DR + Prob/Juv	1	-	-	1	nd	368	N/A	N/A	N/A	N/A	N/A	N/A	2
1972	Gen/DR + Prob/Juv	1	-	-	1	325	-	N/A	N/A	N/A	N/A	N/A	N/A	2
2009	Gen + DR/Prob/Juv	N/A	N/A	N/A	N/A	N/A	N/A	2	416	397	733	1	617	3
2025	Gen + DR/Prob/Juv	1	N/A	N/A	N/A	N/A	N/A	2	220	143	428	1	503	3

Note: Number of filings (incoming cases per judge) is shown where either (1) data for that subject matter was first collected, (2) a new judgeship was added, or (3) the divisional configuration of the court was changed. Years with no such changes are excluded from the table. "nd" means no data available. Current data (2025) are shown at the bottom of the table. Probate courts did not become part of the courts of common pleas until 1970.

Table 2. Court of Common Pleas, Current Roster

Division	Judge	Current	Age at	Age Barred	Next	
		Term End	Next Term Start	From Seeking New Term	Election	Election Type
DR, Probate, Juvenile	Reisinger, Lori L.	02/08/27	62	No	11/03/26	FTC: 02-09-2027
	Gilbert, Brett A.	02/09/27	59	No	11/03/26	FTC: 02-10-2027
General	Selvaggio, Nick A.	12/31/30	64	No	11/05/30	FTC: 01-01-2031

Note: "FTC" means Full Term Commencing [date].

Table 3a. Civil and Criminal Cases, Incoming Cases Per Judge, 2016 to 2025

Case Type	2016	2017	2018	2019	2020	2021	2022	2023	2024	2025
Administrative Appeals	2	2	0	1	0	0	1	0	1	1
Complex Litigation	0	0	0	0	0	0	0	0	0	0
Foreclosures	145	128	144	116	65	70	91	73	92	87
Other Civil	99	109	87	104	111	87	92	137	137	203
Other Torts	17	17	20	13	19	27	19	28	13	19
Product Liability	0	0	1	0	0	0	0	0	1	0
Professional Tort	1	3	2	0	1	0	2	0	0	0
Workers' Compensation	14	9	12	15	13	7	13	8	10	7
All Civil Case Types	278	268	266	249	209	191	218	246	254	317
Criminal	319	344	321	338	304	340	344	345	225	186
All Case Types	597	612	587	587	513	531	562	591	479	503

Champaign County

Table 3b. Domestic Relations Cases, Incoming Cases Per Judge, 2016 to 2025

Case Type	2016	2017	2018	2019	2020	2021	2022	2023	2024	2025
All Others	10	11	13	14	10	20	25	18	24	16
Change of Custody	21	20	18	27	27	19	19	20	24	18
Domestic Violence	70	57	51	58	51	43	59	54	62	60
Marriage Dissolutions w/Children	22	20	17	18	18	17	18	21	25	20
Marriage Dissolutions w/o Children	26	27	28	28	31	28	17	22	29	25
Marriage Terminations w/Children	18	22	18	26	21	22	16	17	20	19
Marriage Terminations w/o Children	31	28	19	16	14	13	13	18	20	18
Parentage	0	0	0	0	0	1	0	0	0	0
Support - Enforce or Modify	48	47	39	41	44	27	26	30	34	44
U.I.F.S.A.	1	0	3	1	1	2	0	0	3	1
Visitation - Enforce or Modify	3	2	1	1	3	0	0	2	0	0
All Case Types	246	234	205	228	216	191	192	200	239	220

Table 3c. Juvenile Cases, Incoming Cases Per Judge, 2016 to 2025

Case Type	2016	2017	2018	2019	2020	2021	2022	2023	2024	2025
Abuse, Neglect or Dependency	19	41	16	26	16	11	13	15	8	11
Adult Cases	1	3	7	2	2	2	3	3	2	0
All Others	2	5	1	5	3	3	3	4	4	2
Custody/Visitation	76	77	76	69	63	59	71	83	93	74
Delinquency	175	184	154	139	96	72	94	113	100	67
Parentage	7	12	8	6	3	3	3	8	10	4
Permanent Custody	0	3	2	5	3	3	1	2	3	2
Support - Enforce or Modify	199	223	209	206	99	118	145	133	148	166
Traffic	93	85	71	61	45	40	41	38	45	47
U.I.F.S.A.	4	1	2	0	1	1	2	1	1	4
Unruly	149	158	87	106	56	74	60	65	94	53
All Case Types	721	789	630	623	384	385	435	462	506	428

Table 3d. Probate Cases, Incoming Cases Per Judge, 2016 to 2025

Case Type	2016	2017	2018	2019	2020	2021	2022	2023	2024	2025
Adoptions	12	8	11	10	11	11	7	8	5	4
Birth Records	1	1	2	2	0	4	2	2	1	1
Change of Name	15	8	11	16	7	14	14	10	8	17
Civil Actions	3	1	3	4	3	3	2	4	1	2
Civil Commitments	1	3	3	4	3	3	2	2	2	4
Conservatorships	0	0	0	0	0	0	0	0	0	0
Decedents' Estates	128	105	91	102	92	120	132	111	109	101
Guardianships of Adults	8	9	15	7	6	7	12	7	9	10
Guardianships of Minors	5	2	2	0	3	4	2	1	2	3
Minors' Settlements	0	3	3	2	4	3	2	3	1	1
Testamentary Trusts	1	0	0	0	1	1	0	1	0	1
Wrongful Death	0	0	0	0	0	0	0	0	0	0
All Case Types	171	138	139	145	129	168	173	148	137	143

Champaign County

Municipal and County Courts

Champaign County Municipal Court, consisting of one full-time judgeship, is the only limited jurisdiction trial court in Champaign County. In 1981, the county’s sole limited jurisdiction trial court, Urbana Municipal Court, was abolished. The Champaign County Municipal Court was established at that time, with one part-time judgeship. Then, in 2002, the part-time judgeship became a full-time judgeship.

Table 4. Limited Jurisdiction Trial Courts, Historical Changes

Year	Urbana Municipal Court		Champaign Co. Municipal Court		Total Judges
	Judges	Filings	Judges	Filings	
1953	1 (pt)	nd	N/A	N/A	1
1975	1 (pt)	3,776	N/A	N/A	1
1981	N/A	N/A	1 (pt)	3,771	1
2002	N/A	N/A	1 (ft)	5,687	1
2025	N/A	N/A	1 (ft)	4,475	1

Note: Number of filings (incoming cases *per judge*) is shown where either (1) data for that court was first collected, (2) a new judgeship was added, or (3) a part-time judgeship (denoted as "(pt)") was converted to full-time status (denoted as "(ft)"). Years with no such changes are excluded from the table. "nd" means no data available. "N/A" means not applicable because court did not exist. Current data (2025) are shown at the bottom of the table.

Table 5. Champaign County Municipal Court, Current Roster

Court	Judge	Current	Age at	Age Barred	Next Election	Election Type
		Term End	Next Term Start	From Seeking New Term		
Champaign Co. MC	Harvey, Gregory L.	12/31/31	44	No	11/04/31	FTC: 01-01-2032

Note: "FTC" means Full Term Commencing [date].

Table 6. Champaign County Municipal Court, Incoming Cases Per Judge, 2016 to 2025

Case Type	2016	2017	2018	2019	2020	2021	2022	2023	2024	2025
Contracts	508	722	757	842	683	717	761	734	859	1,091
F.E.D. (Evictions)	157	218	209	165	129	123	130	123	157	155
Other Civil	13	18	12	22	22	13	12	16	12	31
Pers. Inj./Prop. Damage	17	9	14	10	9	6	6	7	2	8
Small Claims	40	41	30	42	20	26	26	19	25	58
All Civil Case Types	735	1,008	1,022	1,081	863	885	935	899	1,055	1,343
Felonies	112	153	110	102	107	130	154	118	106	92
Misdemeanors	1,094	1,349	1,294	1,102	996	927	925	1,033	665	597
All Criminal Case Types	1,206	1,502	1,404	1,204	1,103	1,057	1,079	1,151	771	689
O.V.I.	132	188	176	162	159	163	141	135	125	110
Other Traffic	2,807	3,922	2,936	2,760	1,359	1,752	2,089	2,633	2,742	2,333
All Traffic Case Types	2,939	4,110	3,112	2,922	1,518	1,915	2,230	2,768	2,867	2,443
All Case Types	4,880	6,620	5,538	5,207	3,484	3,857	4,244	4,818	4,693	4,475

Champaign County

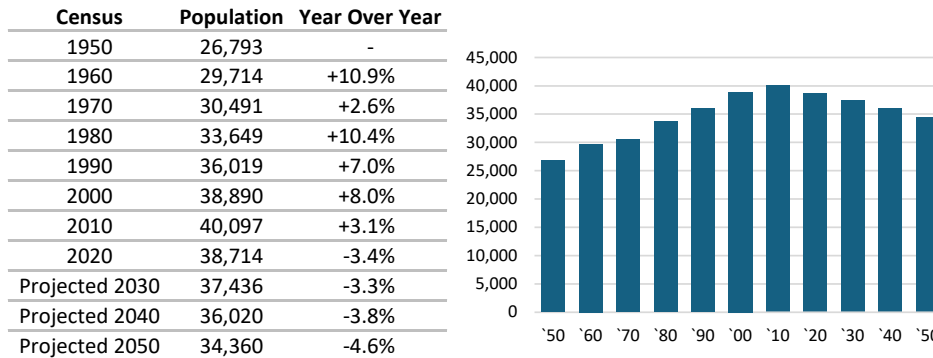
Magistrate History

Table 7. Number of Magistrates

Year	Court of Common Pleas		
	General Division	Champaign County	
		Family Court	Municipal Court
1996	1	0	0
1997	1	0	0
1998	1	0	1
1999	1	0	1
2000	1	0	1
2001	1	0	1
2002	2	0	1
2003	2	0	1
2004	3	0	1
2005	3	0	1
2006	3	1	1
2007	2	1	1
2008	3	1	1
2009	2	1	1
2010	1	1	1
2011	1	1	1
2012	1	1	1
2013	1	1	1
2014	1	1	1
2015	1	1	1
2016	1	1	1
2017	1	1	1
2018	1	1	1
2019	1	1	1
2020	1	1	2
2021	1	1	2
2022	1	1	2
2023	1	1	2
2024	1	1	2
2025	1	1	2

County Population

Figure 1. County Population Trend



Note: Projections from Ohio Department of Development, Office of Research, County Trends Reports

Clark County

Court of Common Pleas

The Clark County Court of Common Pleas currently consists of a combined Domestic Relations and Juvenile Division with one judgeship, a General Division with three judgeships, and a Probate Division with one judgeship. In 1995, the court was reconfigured, and the Domestic and Juvenile Divisions were combined, and a separately administered Probate Division was established.

Table 1. Court of Common Pleas, Historical Changes

Year	Configuration	Divisional Configuration														Total Judges
		General and DR			Probate and Juvenile			DR and Juvenile			General Only		Probate Only			
		Judges	Filings		Judges	Filings		Judges	Filings		Judges	Filings	Judges	Filings		
	Gen.	DR	Prob.	Juv.	DR	Juv.	Judges	DR	Juv.	Judges	Filings	Judges	Filings			
1955	Gen/DR + Prob/Juv	1	nd	nd	1	nd	nd	N/A	N/A	N/A	N/A	N/A	N/A	N/A	2	
1957	Gen/DR + Prob/Juv	2	nd	nd	1	nd	nd	N/A	N/A	N/A	N/A	N/A	N/A	N/A	3	
1960	Gen/DR + Prob/Juv	2	644	753	1	nd	nd	N/A	N/A	N/A	N/A	N/A	N/A	N/A	3	
1972	Gen/DR + Prob/Juv	2	-	-	1	nd	3,001	N/A	N/A	N/A	N/A	N/A	N/A	N/A	3	
1974	Gen/DR + Prob/Juv	2	-	-	1	1,249	-	N/A	N/A	N/A	N/A	N/A	N/A	N/A	3	
1987	Gen/DR + Prob/Juv	3	1,057	1,186	1	3,313	2,551	N/A	N/A	N/A	N/A	N/A	N/A	N/A	4	
1995	Gen + DR/Juv + Prob	N/A	N/A	N/A	N/A	N/A	N/A	1	2,468	5,578	3	1,527	1	1,534	5	
2025	Gen + DR/Juv + Prob	N/A	N/A	N/A	N/A	N/A	N/A	1	1,213	2,143	3*	1,546*	1	1,143	5	

Note: Number of filings (incoming cases per judge) is shown where either (1) data for that subject matter was first collected, (2) a new judgeship was added, or (3) the divisional configuration of the court was changed. Years with no such changes are excluded from the table. "nd" means no data available. Current data (2025) are shown at the bottom of the table. Probate courts did not become part of the courts of common pleas until 1970. *The judges of the court of common pleas have a special arrangement by which one of the three judges in the General Division hears the county's domestic relations cases and no civil or criminal cases. Accordingly, the per-judge figure shown reflects the work of two judges, not three.

Table 2. Court of Common Pleas, Current Roster

Division	Judge	Current	Age at	Age Barred	Next Election	Election Type
		Term End	Next Term Start	From Seeking New Term		
General	Capper, Thomas J.	12/31/30	74	Yes	11/05/30	FTC: 01-01-2031
	Driscoll, Brian C.	01/02/29	52	No	11/07/28	FTC: 01-03-2029
	Rastatter, Douglas M.	01/01/29	59	No	11/07/28	FTC: 01-02-2029
Probate	Carey, Richard P.	02/08/27	68	No	11/03/26	FTC: 02-09-2027
DR and Juvenile	Lancaster, Katrine	01/01/31	64	No	11/05/30	FTC: 01-02-2031

Note: "FTC" means Full Term Commencing [date].

Clark County

Table 3a. Civil and Criminal Cases, Incoming Cases Per Judge, 2016 to 2025

Case Type	2016	2017	2018	2019	2020	2021	2022	2023	2024	2025
Administrative Appeals	3	0	3	0	2	2	1	1	1	0
Complex Litigation	0	0	0	0	1	0	0	0	1	0
Foreclosures	234	192	200	166	53	32	132	106	117	119
Other Civil	115	128	83	85	83	73	94	285	498	536
Other Torts	44	41	40	48	56	57	47	60	47	69
Product Liability	1	1	3	1	2	1	1	1	0	0
Professional Tort	4	3	5	4	3	3	4	3	5	8
Workers' Compensation	37	35	21	35	33	34	25	35	33	29
All Civil Case Types	437	398	353	338	229	199	303	490	701	760
Criminal	441	541	599	638	580	647	750	767	796	787
All Case Types	877	938	952	975	809	846	1,053	1,257	1,496	1,546

Note: The judges of the court of common pleas have a special arrangement by which one of the General Division judges hears the county's domestic relations cases. Accordingly, the data shown above reflects the per-judge caseloads of two judges, not three.

Table 3b. Domestic Relations Cases, Incoming Cases Per Judge, 2016 to 2025

Case Type	2016	2017	2018	2019	2020	2021	2022	2023	2024	2025
All Others	0	0	4	5	10	14	18	22	1	10
Change of Custody	69	74	68	48	62	69	62	58	49	51
Domestic Violence	733	879	927	1,035	932	1,225	1,719	1,384	734	629
Marriage Dissolutions w/Children	95	101	94	120	114	96	72	53	86	65
Marriage Dissolutions w/o Children	172	155	147	157	184	149	117	113	157	127
Marriage Terminations w/Children	144	153	125	133	114	132	111	111	118	87
Marriage Terminations w/o Children	163	171	121	157	144	144	160	145	121	113
Parentage	0	0	0	0	0	0	0	0	0	0
Support - Enforce or Modify	336	326	282	294	153	165	159	162	128	91
U.I.F.S.A.	16	14	16	11	3	11	2	9	1	8
Visitation - Enforce or Modify	16	32	25	21	24	25	33	32	26	32
All Case Types	1,744	1,905	1,809	1,981	1,740	2,030	2,453	2,089	1,421	1,213

Note: The judges of the court of common pleas have a special arrangement by which one of the General Division judges hears the county's domestic relations cases and the judge in the Domestic Relations and Juvenile Division only hears juvenile cases.

Table 3c. Juvenile Cases, Incoming Cases Per Judge, 2016 to 2025

Case Type	2016	2017	2018	2019	2020	2021	2022	2023	2024	2025
Abuse, Neglect or Dependency	448	506	418	394	337	259	226	249	235	219
Adult Cases	134	115	98	63	78	91	130	83	82	118
All Others	16	34	76	74	64	72	87	89	84	79
Custody/Visitation	260	283	284	253	179	232	254	217	214	235
Delinquency	1,186	1,062	775	748	539	451	504	538	560	484
Parentage	50	54	41	75	57	45	31	27	19	15
Permanent Custody	29	18	15	21	41	14	14	20	23	33
Support - Enforce or Modify	1,215	1,062	952	1,120	502	746	593	512	630	456
Traffic	582	522	465	440	452	360	287	343	371	406
U.I.F.S.A.	0	0	0	0	0	0	0	0	0	0
Unruly	196	197	374	361	249	149	118	90	117	98
All Case Types	4,116	3,853	3,498	3,549	2,498	2,419	2,244	2,168	2,335	2,143

Note: The judges of the court of common pleas have a special arrangement by which one of the General Division judges hears the county's domestic relations cases and the judge in the Domestic Relations and Juvenile Division only hears juvenile cases.

Clark County

Table 3d. Probate Cases, Incoming Cases Per Judge, 2016 to 2025

Case Type	2016	2017	2018	2019	2020	2021	2022	2023	2024	2025
Adoptions	64	65	64	44	60	70	70	71	49	55
Birth Records	26	24	17	12	5	8	10	21	33	29
Change of Name	67	52	70	69	71	95	81	79	73	92
Civil Actions	23	31	34	26	38	19	50	49	33	38
Civil Commitments	35	38	35	43	52	64	36	39	51	60
Conservatorships	1	1	1	0	1	0	0	0	0	0
Decedents' Estates	747	724	737	697	717	903	816	754	769	690
Guardianships of Adults	117	111	93	94	106	113	117	103	92	94
Guardianships of Minors	71	57	63	58	51	71	74	68	44	54
Minors' Settlements	19	10	22	11	17	16	19	13	14	9
Testamentary Trusts	8	1	10	4	5	1	3	2	3	10
Wrongful Death	8	3	6	12	14	9	8	10	14	12
All Case Types	1,186	1,117	1,152	1,070	1,137	1,369	1,284	1,209	1,175	1,143

Municipal and County Courts

Clark County Municipal Court, consisting of one full-time judgeship, is the only limited jurisdiction trial court in Clark County. From 1953 to 1987, Springfield Municipal Court was the sole limited jurisdiction trial court in Clark County. It was abolished on December 31, 1987, and the Clark County Municipal Court was established. The three judges of the Springfield Municipal Court became the judges of Clark County Municipal Court.

Table 4. Limited Jurisdiction Trial Courts, Historical Changes

Year	Springfield Municipal Court		Clark County Municipal Court		Total Judges
	Judges	Filings	Judges	Filings	
1953	1 (ft)	nd	N/A	N/A	1
1958	2 (ft)	nd	N/A	N/A	2
1975	2 (ft)	12,839	N/A	N/A	2
1986	3 (ft)	7,818	N/A	N/A	3
1988	N/A	N/A	3 (ft)	8,745	3
2025	N/A	N/A	3	7,699	3

Note: Number of filings (incoming cases *per judge*) is shown where either (1) data for that court was first collected, (2) a new judgeship was added, or (3) a part-time judgeship (denoted as "(pt)") was converted to full-time status (denoted as "(ft)"). Years with no such changes are excluded from the table. "nd" means no data available. "N/A" means not applicable because court did not exist. Current data (2025) are shown at the bottom of the table.

Table 5. Clark County Municipal Court, Current Roster

Court	Judge	Current	Age at	Age Barred	Election	Election Type
		Term End	Next Term Start	From Seeking New Term		
Clark County MC	Carey, Daniel D.	12/31/27	64	No	11/02/27	FTC: 01-01-2028
	Schumaker, Stephen A.	01/01/28	74	Yes	11/02/27	FTC: 01-02-2028
	Wilt, Valerie Juergens	12/31/31	68	No	11/04/31	FTC: 01-01-2032

Note: "FTC" means Full Term Commencing [date].

Clark County

Table 6. Clark County Municipal Court, Incoming Cases Per Judge, 2016 to 2025

Case Type	2016	2017	2018	2019	2020	2021	2022	2023	2024	2025
Contracts	573	582	771	884	1,006	731	736	693	824	1,056
F.E.D. (Evictions)	435	467	469	454	403	272	272	338	306	283
Other Civil	22	17	22	21	19	17	16	18	21	20
Pers. Inj./Prop. Damage	42	24	19	27	19	21	22	18	22	11
Small Claims	71	64	69	64	58	45	35	46	44	41
All Civil Case Types	1,143	1,154	1,350	1,450	1,504	1,086	1,082	1,113	1,217	1,411
Felonies	578	588	588	363	290	259	325	314	340	377
Misdemeanors	1,708	1,730	1,684	1,527	1,504	1,326	1,245	1,341	1,374	1,280
All Criminal Case Types	2,286	2,318	2,272	1,891	1,794	1,585	1,571	1,655	1,715	1,657
O.V.I.	353	363	441	343	341	336	369	306	250	322
Other Traffic	5,096	5,171	5,431	5,259	4,823	3,715	3,857	3,505	3,436	4,309
All Traffic Case Types	5,448	5,534	5,872	5,602	5,164	4,051	4,226	3,811	3,686	4,631
All Case Types	8,878	9,006	9,494	8,943	8,462	6,722	6,879	6,579	6,618	7,699

Magistrate History

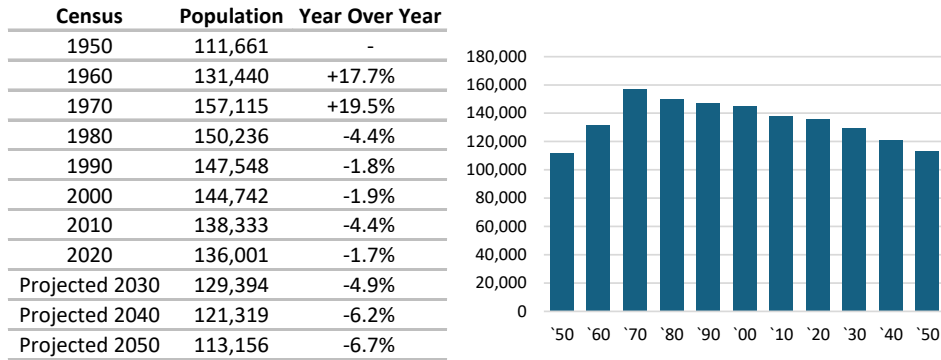
Table 7. Number of Magistrates

Year	Court of Common Pleas			Clark County Municipal Court
	DR and Juvenile Division	General Division	Probate Division	
1996	2	1	1	2
1997	3	1	1	2
1998	3	1	0	2
1999	3	1	0	3
2000	3	2	0	2
2001	3	3	0	2
2002	3	2	0	2
2003	3	2	0	2
2004	3	2	0	2
2005	3	2	0	2
2006	3	3	0	2
2007	3	4	0	2
2008	4	3	0	3
2009	4	3	0	2
2010	5	3	0	2
2011	5	3	0	2
2012	5	3	0	2
2013	5	3	0	2
2014	3	3	0	2
2015	4	4	0	2
2016	4	4	0	2
2017	3	4	0	2
2018	3	5	0	9
2019	4	4	0	7
2020	4	4	0	6
2021	4	4	0	6
2022	4	4	0	6
2023	4	4	0	6
2024	4	4	0	7
2025	4	5	0	6

Clark County

County Population

Figure 1. County Population Trend



Note: Projections from Ohio Department of Development, Office of Research, County Trends Reports



Clermont County

Court of Common Pleas

The Clermont County Court of Common Pleas currently consists of three divisions: a four-judge General Division, a single-judge Domestic Relations Division, and a single-judge Probate and Juvenile Division. Prior to 1965, the court consisted of a single-judge combined General and Domestic Relations Division and a single-judge combined Probate and Juvenile Division. In 1965, the General Assembly added a second judgeship to the combined General and Domestic Relations Division, and a third judgeship was added in 1983. Then, in 1987, the General Assembly reconfigured the court to have a separately administered Domestic Relations Division, into which an additional judgeship was added to the court. A fourth judgeship was added in 2007 to the General Division.

Table 1. Court of Common Pleas, Historical Changes

Year	Configuration	Divisional Configuration										Total Judges
		General Only		DR Only		Probate and Juvenile			General and DR			
		Judges	Filings	Judges	Filings	Judges	Filings		Judges	Filings		
					Prob.	Juv.		Gen.	DR			
1955	Gen/DR + Prob/Juv	N/A	N/A	N/A	N/A	1	nd	nd	1	nd	nd	2
1957	Gen/DR + Prob/Juv	N/A	N/A	N/A	N/A	1	nd	nd	1	nd	nd	2
1960	Gen/DR + Prob/Juv	N/A	N/A	N/A	N/A	1	nd	nd	1	508	310	2
1965	Gen/DR + Prob/Juv	N/A	N/A	N/A	N/A	1	nd	nd	2	138	712	3
1972	Gen/DR + Prob/Juv	N/A	N/A	N/A	N/A	1	nd	1,580	2	-	-	3
1974	Gen/DR + Prob/Juv	N/A	N/A	N/A	N/A	1	848	-	2	-	-	3
1983	Gen/DR + Prob/Juv	N/A	N/A	N/A	N/A	1	998	2,475	3	1,752	1,318	4
1987	Gen/DR + Prob/Juv	N/A	N/A	N/A	N/A	1	1,123	3,969	4	1,730	1,119	5
2007	Gen + DR + Prob/Juv	4	1,045	1	3,380	1	1,089	6,584	N/A	N/A	N/A	6
2025	Gen + DR + Prob/Juv	4	760	1	1,937	1	1,190	3,045	N/A	N/A	N/A	6

Note: Number of filings (incoming cases per judge) is shown where either (1) data for that subject matter was first collected, (2) a new judgeship was added, or (3) the divisional configuration of the court was changed. Years with no such changes are excluded from the table. "nd" means no data available. "N/A" means not applicable because division type did not exist. Current data (2025) are shown at the bottom of the table. Probate courts did not become part of the courts of common pleas until 1970.

Table 2. Court of Common Pleas, Current Roster

Division	Judge	Current	Age at	Age Barred	Next Election	Election Type
		Term End	Next Term Start	From Seeking New Term		
Domestic Relations	Birck, Mary Lynne	01/01/29	62	No	11/07/28	FTC: 01-02-2029
General	Brock, Anthony W.	12/31/28	60	No	11/07/28	FTC: 01-01-2029
	Haddad, Victor M.	01/02/31	69	No	11/05/30	FTC: 01-03-2031
	Miles, Kevin T.	12/31/30	61	No	11/05/30	FTC: 01-01-2031
	Nagel, Jason	01/01/31	59	No	11/05/30	FTC: 01-02-2031
Probate and Juvenile	Shriver, James A.	02/08/27	70	Yes	11/03/26	FTC: 02-09-2027

Note: "FTC" means Full Term Commencing [date].

Clermont County

Table 3a. Civil and Criminal Cases, Incoming Cases Per Judge, 2016 to 2025

Case Type	2016	2017	2018	2019	2020	2021	2022	2023	2024	2025
Administrative Appeals	2	1	1	2	1	0	3	2	2	3
Complex Litigation	0	0	0	0	0	0	0	0	0	0
Foreclosures	149	131	145	120	57	47	92	82	74	88
Other Civil	235	236	268	239	181	217	191	252	371	347
Other Torts	57	49	43	38	34	32	32	30	32	35
Product Liability	0	1	0	1	0	0	0	2	0	1
Professional Tort	1	3	2	3	2	1	1	1	2	3
Workers' Compensation	20	15	16	16	14	12	13	13	11	12
All Civil Case Types	463	434	474	418	287	309	333	382	492	487
Criminal	229	237	346	421	382	401	401	298	286	273
All Case Types	692	671	820	838	669	710	734	679	777	760

Table 3b. Domestic Relations Cases, Incoming Cases Per Judge, 2016 to 2025

Case Type	2016	2017	2018	2019	2020	2021	2022	2023	2024	2025
All Others	233	238	93	89	65	51	65	88	89	81
Change of Custody	102	95	84	93	108	87	58	57	51	83
Domestic Violence	744	798	932	997	927	966	900	721	720	745
Marriage Dissolutions w/Children	189	141	142	147	143	138	150	150	124	150
Marriage Dissolutions w/o Children	231	219	215	241	216	251	221	248	217	246
Marriage Terminations w/Children	236	255	216	207	183	153	156	172	183	179
Marriage Terminations w/o Children	215	184	216	200	184	152	148	154	126	180
Parentage	0	0	0	0	0	0	0	0	0	0
Support - Enforce or Modify	628	545	509	444	289	310	260	195	221	197
U.I.F.S.A.	13	11	7	16	9	9	9	9	8	7
Visitation - Enforce or Modify	60	81	97	83	80	76	62	116	75	69
All Case Types	2,651	2,567	2,511	2,517	2,204	2,193	2,029	1,910	1,814	1,937

Table 3c. Juvenile Cases, Incoming Cases Per Judge, 2016 to 2025

Case Type	2016	2017	2018	2019	2020	2021	2022	2023	2024	2025
Abuse, Neglect or Dependency	109	95	96	101	140	78	134	106	92	98
Adult Cases	16	1	0	0	14	8	5	8	13	27
All Others	235	230	339	361	95	102	131	127	136	124
Custody/Visitation	971	931	877	826	926	597	626	670	688	582
Delinquency	1,048	702	529	474	327	402	463	451	545	582
Parentage	192	185	193	155	129	139	123	150	128	113
Permanent Custody	38	38	33	19	33	28	42	29	32	31
Support - Enforce or Modify	2,388	2,423	2,131	1,750	863	923	750	665	761	745
Traffic	1,022	925	819	827	633	650	593	751	725	667
U.I.F.S.A.	38	30	27	23	21	19	24	22	19	12
Unruly	109	97	60	69	50	54	15	7	24	64
All Case Types	6,166	5,657	5,104	4,605	3,231	3,000	2,906	2,986	3,163	3,045

Clermont County

Table 3d. Probate Cases, Incoming Cases Per Judge, 2016 to 2025

Case Type	2016	2017	2018	2019	2020	2021	2022	2023	2024	2025
Adoptions	76	85	69	58	46	70	59	34	67	59
Birth Records	4	6	6	10	4	17	12	11	12	15
Change of Name	100	147	132	128	78	155	158	173	187	177
Civil Actions	11	11	11	14	14	16	22	17	27	24
Civil Commitments	23	30	26	44	49	50	42	30	38	31
Conservatorships	0	0	0	0	0	0	0	0	0	0
Decedents' Estates	663	658	726	729	654	803	913	802	775	762
Guardianships of Adults	90	81	73	72	62	70	83	66	102	79
Guardianships of Minors	17	4	17	10	6	15	21	18	11	19
Minors' Settlements	8	15	13	15	16	25	13	7	9	16
Testamentary Trusts	1	0	3	3	3	1	5	3	2	8
Wrongful Death	0	0	0	0	0	0	0	0	0	0
All Case Types	993	1,037	1,076	1,083	932	1,222	1,328	1,161	1,230	1,190

Municipal and County Courts

Clermont County Municipal Court is currently the sole limited jurisdiction trial court in Clermont County. In 1992, the Clermont County Court was abolished, and the Clermont County Municipal Court was established.

Table 4. Limited Jurisdiction Trial Courts, Historical Changes

Year	Clermont County Court		Clermont Co. Municipal Court		Total Judges
	Judges	Filings	Judges	Filings	
1958	2 (pt)	nd	N/A	N/A	2
1975	2 (pt)	7,433	N/A	N/A	2
1992	N/A	N/A	2 (ft)	14,401	2
1999	N/A	N/A	3 (ft)	14,497	3
2025	N/A	N/A	3 (ft)	13,369	3

Note: Number of filings (incoming cases *per judge*) is shown where either (1) data for that court was first collected, (2) a new judgeship was added, or (3) a part-time judgeship (denoted as "(pt)") was converted to full-time status (denoted as "(ft)"). Years with no such changes are excluded from the table. "nd" means no data available. "N/A" means not applicable because court did not exist. Current data (2025) are shown at the bottom of the table.

Table 5. Clermont County Municipal Court, Current Roster

Court	Judge	Current	Age at	Age Barred	Next Election	Election Type
		Term End	Next Term Start	From Seeking New Term		
Clermont Co. MC	Bechmann, Anita M.	12/31/27	64	No	11/02/27	FTC: 01-01-2028
	Little, Nathan M.	12/31/29	48	No	11/06/29	FTC: 01-01-2030
	Terpstra, Katherine M.	01/01/28	40	No	11/02/27	FTC: 01-02-2028

Note: "FTC" means Full Term Commencing [date].

Clermont County

Table 6. Clermont County Municipal Court, Incoming Cases Per Judge, 2016 to 2025

Case Type	2016	2017	2018	2019	2020	2021	2022	2023	2024	2025
Contracts	452	467	553	632	547	541	609	611	896	1,147
F.E.D. (Evictions)	509	445	510	544	374	391	497	542	527	508
Other Civil	335	534	587	657	382	447	365	524	543	752
Pers. Inj./Prop. Damage	27	20	20	11	11	5	3	2	2	3
Small Claims	121	83	105	90	78	86	90	73	80	84
All Civil Case Types	1,445	1,549	1,775	1,934	1,393	1,469	1,564	1,751	2,048	2,495
Felonies	264	269	269	227	195	184	172	179	185	331
Misdemeanors	2,303	2,570	2,989	2,825	2,287	2,208	2,086	1,909	1,601	2,068
All Criminal Case Types	2,567	2,839	3,258	3,052	2,482	2,391	2,258	2,088	1,786	2,399
O.V.I.	417	484	432	426	427	442	391	379	376	563
Other Traffic	7,529	7,887	7,782	7,668	5,360	6,665	5,538	6,067	6,037	7,913
All Traffic Case Types	7,946	8,372	8,215	8,095	5,787	7,107	5,929	6,446	6,412	8,476
All Case Types	11,957	12,760	13,248	13,081	9,662	10,967	9,751	10,285	10,246	13,369

Magistrate History

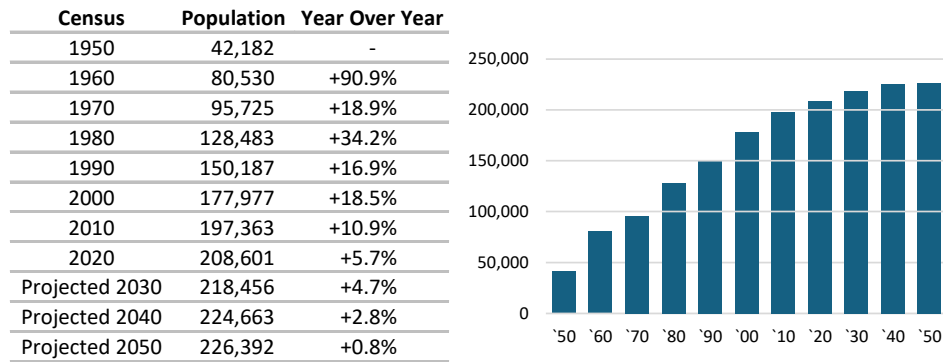
Table 7. Number of Magistrates

Year	Court of Common Pleas			
	Domestic Relations	Probate and		Clermont Co. MC
	Division	General Division	Juvenile Division	
1996	5	0	4	2
1997	7	0	4	2
1998	4	0	4	2
1999	3	0	4	2
2000	5	1	4	1
2001	5	2	4	1
2002	5	3	4	2
2003	5	2	4	2
2004	5	2	4	2
2005	6	2	4	3
2006	5	2	5	3
2007	5	2	5	2
2008	5	2	5	3
2009	6	2	4	2
2010	5	5	4	3
2011	6	5	4	2
2012	5	5	5	2
2013	5	5	6	2
2014	4	5	5	2
2015	4	5	5	3
2016	4	4	4	2
2017	4	5	3	2
2018	4	5	3	2
2019	6	5	3	2
2020	6	5	4	2
2021	6	5	5	2
2022	5	5	4	2
2023	5	5	5	2
2024	6	7	6	2
2025	4	5	6	3

Clermont County

County Population

Figure 1. County Population Trend



Note: Projections from Ohio Department of Development, Office of Research, County Trends Reports



Clinton County

Court of Common Pleas

The Clinton County Court of Common Pleas currently consists of two divisions: a combined General and Domestic Relations Division with one judgeship, and a combined Probate and Juvenile Division with one judgeship.

Table 1. Court of Common Pleas, Historical Changes

Year	Configuration	Divisional Configuration						Total Judges
		General and DR			Probate and Juvenile			
		Judges	Filings		Judges	Filings		
			Gen.	DR		Prob.	Juv.	
1957	Gen/DR + Prob/Juv	1	nd	nd	1	nd	nd	2
1960	Gen/DR + Prob/Juv	1	121	122	1	nd	nd	2
1972	Gen/DR + Prob/Juv	1	-	-	1	nd	614	2
1974	Gen/DR + Prob/Juv	1	-	-	1	438	-	2
2025	Gen/DR + Prob/Juv	1	616	312	1	334	827	2

Note: Number of filings (incoming cases per judge) is shown where either (1) data for that subject matter was first collected, (2) a new judgeship was added, or (3) the divisional configuration of the court was changed. Years with no such changes are excluded from the table. "nd" means no data available. Current data (2025) are shown at the bottom of the table. Probate courts did not become part of the courts of common pleas until 1970.

Table 2. Court of Common Pleas, Current Roster

Division	Judge	Current	Age at	Age Barred	Next Election	Election Type
		Term End	Next Term Start	From Seeking New Term		
General and DR	McCoy, Andrew T.	12/31/30	54	No	11/05/30	FTC: 01-01-2031
Probate and Juvenile	Carey, Chad L.	02/08/27	63	No	11/03/26	FTC: 02-09-2027

Note: "FTC" means Full Term Commencing [date].

Table 3a. Civil and Criminal Cases, Incoming Cases Per Judge, 2016 to 2025

Case Type	2016	2017	2018	2019	2020	2021	2022	2023	2024	2025
Administrative Appeals	0	0	0	5	1	0	2	3	3	6
Complex Litigation	0	1	2	2	0	0	1	0	1	0
Foreclosures	118	138	111	105	64	28	75	76	101	85
Other Civil	80	67	64	58	56	71	82	77	111	144
Other Torts	21	20	22	19	28	21	24	20	33	22
Product Liability	1	1	3	0	0	0	0	0	0	0
Professional Tort	0	0	2	0	4	1	2	2	5	3
Workers' Compensation	24	17	24	19	13	18	11	18	14	16
All Civil Case Types	244	244	228	208	166	139	197	196	268	276
Criminal	395	413	456	315	306	334	271	216	302	340
All Case Types	639	657	684	523	472	473	468	412	570	616

Clinton County

Table 3b. Domestic Relations Cases, Incoming Cases Per Judge, 2016 to 2025

Case Type	2016	2017	2018	2019	2020	2021	2022	2023	2024	2025
All Others	32	23	31	16	12	11	17	13	23	22
Change of Custody	23	19	24	13	19	15	14	16	12	12
Domestic Violence	52	37	37	53	65	48	76	63	124	87
Marriage Dissolutions w/Children	26	23	37	30	32	35	26	23	24	22
Marriage Dissolutions w/o Children	47	54	58	59	38	46	46	43	38	36
Marriage Terminations w/Children	49	52	50	40	46	32	34	20	25	38
Marriage Terminations w/o Children	57	52	44	35	47	40	44	47	23	39
Parentage	0	0	0	0	0	0	0	0	0	0
Support - Enforce or Modify	72	69	60	63	44	56	33	51	33	38
U.I.F.S.A.	3	11	9	4	4	3	3	2	5	7
Visitation - Enforce or Modify	6	18	13	16	11	11	5	7	12	11
All Case Types	367	358	363	329	318	297	298	285	319	312

Table 3c. Juvenile Cases, Incoming Cases Per Judge, 2016 to 2025

Case Type	2016	2017	2018	2019	2020	2021	2022	2023	2024	2025
Abuse, Neglect or Dependency	116	156	133	87	89	111	87	123	116	53
Adult Cases	99	65	55	39	27	44	28	28	49	95
All Others	6	7	4	8	5	5	9	3	3	5
Custody/Visitation	72	88	130	110	95	102	86	101	89	105
Delinquency	374	376	371	424	246	242	275	295	241	222
Parentage	59	65	28	33	12	8	9	10	11	9
Permanent Custody	11	6	13	17	18	13	19	12	28	11
Support - Enforce or Modify	131	126	135	257	96	108	108	76	99	136
Traffic	210	244	207	184	105	118	127	181	134	120
U.I.F.S.A.	0	0	0	0	0	0	0	0	0	0
Unruly	57	56	85	77	42	66	48	68	66	71
All Case Types	1,135	1,189	1,161	1,236	735	817	796	897	836	827

Table 3d. Probate Cases, Incoming Cases Per Judge, 2016 to 2025

Case Type	2016	2017	2018	2019	2020	2021	2022	2023	2024	2025
Adoptions	37	37	18	23	18	29	24	18	20	20
Birth Records	1	4	5	6	8	5	3	3	1	1
Change of Name	24	23	24	28	24	26	36	34	28	31
Civil Actions	8	4	4	5	9	9	10	7	8	6
Civil Commitments	10	11	5	9	21	17	12	17	19	27
Conservatorships	1	0	0	0	0	0	0	0	1	0
Decedents' Estates	180	210	214	207	229	249	251	205	205	210
Guardianships of Adults	16	22	12	24	19	12	9	17	16	20
Guardianships of Minors	9	6	4	3	0	5	7	8	13	12
Minors' Settlements	4	9	4	5	1	8	8	4	9	4
Testamentary Trusts	3	0	1	4	2	3	1	1	2	3
Wrongful Death	0	0	0	0	0	0	0	0	0	0
All Case Types	293	326	291	314	331	363	361	314	322	334

Clinton County

Municipal and County Courts

Between 1960 and 1992, Wilmington Municipal Court was the sole limited jurisdiction trial court in Clinton County. Between 1960 and 1980, the judgeship for that court was part-time. In 1980, the judgeship converted to full-time status. Then, in 1992, Wilmington Municipal Court was eliminated and its caseload transferred to the new Clinton County Municipal Court, consisting of one full-time judgeship.

Table 4. Limited Jurisdiction Trial Courts, Historical Changes

Year	Wilmington MC		Clinton Co. MC		Total Judges
	Judges	Filings	Judges	Filings	
1960	1 (pt)	nd	N/A	N/A	1
1975	1 (pt)	11,093	N/A	N/A	1
1980	1 (ft)	12,404	N/A	N/A	1
1992	N/A	N/A	1 (ft)	14,406	1
2025	N/A	N/A	1 (ft)	8,866	1

Note: Number of filings (incoming cases *per judge*) is shown where either (1) data for that court was first collected, (2) a new judgeship was added, or (3) a part-time judgeship (denoted as "(pt)") was converted to full-time status (denoted as "(ft)"). Years with no such changes are excluded from the table. "nd" means no data available. Current data (2025) are shown at the bottom of the table.

Table 5. Clinton County Municipal Court, Current Roster

Court	Judge	Current	Age at	Age Barred	Next	
		Term End	Next Term Start	From Seeking New Term	Election	Election Type
Clinton Co. MC	Henry, David M.	12/31/27	65	No	11/02/27	FTC: 01-01-2028

Note: "FTC" means Full Term Commencing [date].

Table 6. Clinton County Municipal Court, Incoming Cases Per Judge, 2016 to 2025

Case Type	2016	2017	2018	2019	2020	2021	2022	2023	2024	2025
Contracts	498	675	773	813	498	579	566	695	942	1,127
F.E.D. (Evictions)	260	305	264	216	175	158	152	138	149	126
Other Civil	37	37	19	30	24	29	25	15	23	36
Pers. Inj./Prop. Damage	15	5	11	5	10	7	9	5	7	5
Small Claims	191	194	234	191	118	112	176	143	129	162
All Civil Case Types	1,001	1,216	1,301	1,255	825	885	928	996	1,250	1,456
Felonies	196	263	184	145	152	211	145	98	96	130
Misdemeanors	2,211	2,843	2,756	2,219	2,130	1,672	1,128	1,464	1,149	1,654
All Criminal Case Types	2,407	3,106	2,940	2,364	2,282	1,883	1,273	1,562	1,245	1,784
O.V.I.	274	390	340	293	318	364	267	280	279	251
Other Traffic	8,337	9,014	7,716	6,358	4,366	4,816	4,248	5,033	5,023	5,375
All Traffic Case Types	8,611	9,404	8,056	6,651	4,684	5,180	4,515	5,313	5,302	5,626
All Case Types	12,019	13,726	12,297	10,270	7,791	7,948	6,716	7,871	7,797	8,866

Clinton County

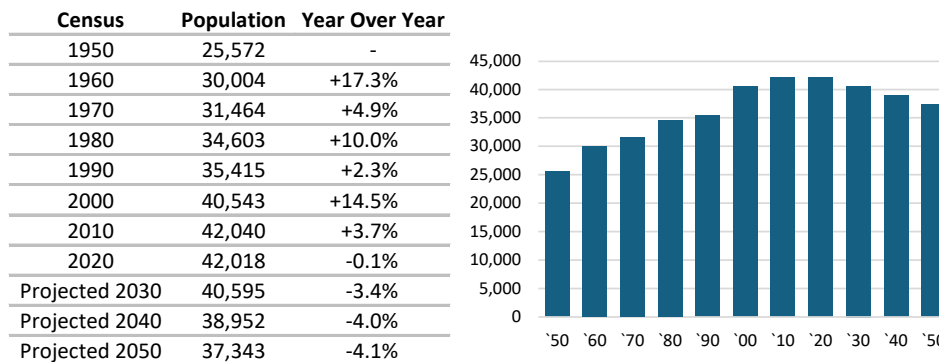
Magistrate History

Table 7. Number of Magistrates

Year	Court of Common Pleas		
	General and Domestic Relations Division	Probate and Juvenile Division	Clinton County Municipal Court
1996	1	1	0
1997	1	1	0
1998	1	1	0
1999	1	1	0
2000	1	1	0
2001	2	1	0
2002	2	1	1
2003	3	1	1
2004	3	1	1
2005	3	1	1
2006	3	1	2
2007	3	1	2
2008	3	1	2
2009	2	1	2
2010	2	2	1
2011	2	1	1
2012	2	1	1
2013	2	1	1
2014	2	1	1
2015	2	1	1
2016	2	1	1
2017	2	1	1
2018	2	1	1
2019	2	2	1
2020	2	1	2
2021	2	1	1
2022	3	1	1
2023	2	1	2
2024	2	1	2
2025	2	1	2

County Population

Figure 1. County Population Trend



Note: Projections from Ohio Department of Development, Office of Research, County Trends Reports

Columbiana County

Court of Common Pleas

The Columbiana County Court of Common Pleas currently consists of two divisions: a combined General and Domestic Relations Division with two judgeships, and a combined Probate and Juvenile Division, with one judgeship. The divisional configuration has not changed since 1953. In 1957, an additional judgeship was added to the General and Domestic Relations Division.

Table 1. Court of Common Pleas, Historical Changes

Year	Configuration	Divisional Configuration						Total Judges
		General and DR			Probate and Juvenile			
		Judges	Filings		Judges	Filings		
		Gen.	DR		Prob.	Juv.		
1953	Gen/DR + Prob/Juv	1	nd	nd	1	nd	nd	2
1957	Gen/DR + Prob/Juv	2	nd	nd	1	nd	nd	3
1960	Gen/DR + Prob/Juv	2	611	316	1	nd	nd	3
1972	Gen/DR + Prob/Juv	2	-	-	1	-	982	3
1974	Gen/DR + Prob/Juv	2	-	-	1	1,156	-	3
2025	Gen/DR + Prob/Juv	2	797	340	1	671	1,632	3

Note: Number of filings (incoming cases per judge) is shown where either (1) data for that subject matter was first collected, (2) a new judgeship was added, or (3) the divisional configuration of the court was changed. Years with no such changes are excluded from the table. "nd" means no data available. Current data (2025) are shown at the bottom of the table. Probate courts did not become part of the courts of common pleas until 1970.

Table 2. Court of Common Pleas, Current Roster

Division	Judge	Current	Age at	Age Barred	Next Election	Election Type
		Term End	Next Term Start	From Seeking New Term		
General and DR	Washam, Scott A.	12/31/28	66	No	11/07/28	FTC: 01-01-2029
	Bickerton, Megan L.	12/31/30	49	No	11/05/30	FTC: 01-01-2031
Probate and Juvenile	Baronzzi, Thomas M.	02/08/27	64	No	11/03/26	FTC: 02-09-2027

Note: "FTC" means Full Term Commencing [date].

Table 3a. Civil and Criminal Cases, Incoming Cases Per Judge, 2016 to 2025

Case Type	2016	2017	2018	2019	2020	2021	2022	2023	2024	2025
Administrative Appeals	2	5	2	2	2	2	1	0	2	2
Complex Litigation	1	1	0	0	0	0	0	0	0	0
Foreclosures	226	175	174	177	140	157	219	216	227	213
Other Civil	157	144	136	160	133	155	164	178	189	216
Other Torts	37	44	44	35	33	32	34	34	21	24
Product Liability	2	2	0	1	0	0	0	0	1	0
Professional Tort	3	9	11	4	3	2	1	4	5	1
Workers' Compensation	27	15	19	16	21	13	13	16	12	17
All Civil Case Types	452	393	384	393	331	359	431	448	454	472
Criminal	220	252	228	295	243	255	308	380	365	325
All Case Types	672	645	612	687	574	614	738	828	819	797

Columbiana County

Table 3b. Domestic Relations Cases, Incoming Cases Per Judge, 2016 to 2025

Case Type	2016	2017	2018	2019	2020	2021	2022	2023	2024	2025
All Others	19	16	14	38	38	30	35	28	26	21
Change of Custody	13	13	16	9	9	9	8	7	5	5
Domestic Violence	54	59	64	77	75	91	93	82	80	67
Marriage Dissolutions w/Children	26	38	32	32	24	23	25	29	29	24
Marriage Dissolutions w/o Children	36	42	34	45	44	42	36	37	38	39
Marriage Terminations w/Children	64	72	61	45	52	46	32	35	39	33
Marriage Terminations w/o Children	58	42	48	52	47	41	36	44	38	42
Parentage	0	0	0	0	0	0	0	0	0	0
Support - Enforce or Modify	459	344	461	282	104	179	181	53	80	93
U.I.F.S.A.	36	32	29	19	9	15	9	9	14	15
Visitation - Enforce or Modify	8	6	5	5	5	2	4	3	5	2
All Case Types	771	661	761	602	406	475	456	325	352	340

Table 3c. Juvenile Cases, Incoming Cases Per Judge, 2016 to 2025

Case Type	2016	2017	2018	2019	2020	2021	2022	2023	2024	2025
Abuse, Neglect or Dependency	215	202	196	124	82	99	132	109	83	95
Adult Cases	28	40	38	31	15	54	113	84	70	44
All Others	47	15	20	13	22	22	30	37	19	31
Custody/Visitation	341	412	390	333	400	425	397	470	333	294
Delinquency	223	211	164	168	139	159	191	212	129	122
Parentage	123	124	126	91	99	111	124	101	90	83
Permanent Custody	27	15	20	10	13	15	7	28	22	18
Support - Enforce or Modify	1,032	1,066	1,014	1,014	698	901	952	836	788	704
Traffic	349	392	313	249	188	291	222	238	240	226
U.I.F.S.A.	0	0	0	0	0	0	0	0	0	0
Unruly	54	40	59	91	24	48	21	15	13	15
All Case Types	2,439	2,517	2,340	2,124	1,680	2,125	2,189	2,130	1,787	1,632

Table 3d. Probate Cases, Incoming Cases Per Judge, 2016 to 2025

Case Type	2016	2017	2018	2019	2020	2021	2022	2023	2024	2025
Adoptions	35	52	59	30	28	26	30	24	30	27
Birth Records	6	8	8	9	7	8	6	5	5	9
Change of Name	30	29	39	25	46	44	57	56	50	49
Civil Actions	0	0	0	0	0	0	0	0	0	0
Civil Commitments	12	12	10	9	4	1	3	3	2	6
Conservatorships	0	0	1	1	0	0	0	0	1	0
Decedents' Estates	532	544	532	516	473	605	635	585	519	493
Guardianships of Adults	90	60	67	73	56	60	70	65	43	59
Guardianships of Minors	7	5	6	5	11	6	5	9	9	8
Minors' Settlements	23	15	10	13	1	9	10	10	3	12
Testamentary Trusts	9	5	2	7	9	7	8	2	7	8
Wrongful Death	0	0	0	0	0	0	0	0	0	0
All Case Types	744	730	734	688	635	766	824	759	669	671

Columbiana County

Municipal and County Courts

Columbiana County Municipal Court, consisting of one full-time judgeship, is the only limited jurisdiction trial court in Columbiana County. It replaced the Columbiana County Court, which was in operation from 1958 until its abolishment in 2002. In 2022, the East Liverpool Municipal Court was abolished.

Table 4. Limited Jurisdiction Trial Courts, Historical Changes

Year	Columbiana County Municipal		East Liverpool Municipal Court		Columbiana County Court		Total Judges
	Judges	Filings	Judges	Filings	Judges	Filings	
1953	N/A	N/A	1 (ft)	N/A	N/A	N/A	1
1958	N/A	N/A	1 (ft)	N/A	3 (pt)	nd	4
1975	N/A	N/A	1 (ft)	4,202	3 (pt)	2,799	4
2002	2 (ft)	7,560	1 (ft)	4,024	N/A	N/A	3
2022	2 (ft)	-	N/A	N/A	N/A	N/A	2
2025	2 (pt)	6,790	N/A	N/A	N/A	N/A	2

Note: Number of filings (incoming cases per judge) is shown where either (1) data for that court was first collected, (2) a new judgeship was added, or (3) a part-time judgeship (denoted as "(pt)") was converted to full-time status (denoted as "(ft)"). Years with no such changes are excluded from the table. "nd" means no data available. "N/A" means not applicable because court did not exist. Current data (2025) are shown at the bottom of the table.

Table 5. Columbiana County Municipal Court, Current Roster

Court	Judge	Current	Age at	Age Barred		
		Term End	Next Term Start	From Seeking New Term	Next Election	Election Type
Columbiana Co. MC	Menning, Danielle L.	12/31/31	48	No	11/04/31	FTC: 01-01-2032
	McNicol, Timothy J.	01/01/32	66	No	11/04/31	FTC: 01-02-2032

Note: "FTC" means Full Term Commencing [date].

Table 6. Columbiana County Municipal Court, Incoming Cases Per Judge, 2016 to 2025

Case Type	2016	2017	2018	2019	2020	2021	2022	2023	2024	2025
Contracts	865	1,052	1,005	1,216	943	980	976	1,200	1,516	1,809
F.E.D. (Evictions)	117	133	130	101	78	98	125	132	163	140
Other Civil	3	3	1	2	2	1	20	18	3	6
Pers. Inj./Prop. Damage	5	4	4	6	5	3	8	2	1	1
Small Claims	122	153	133	102	104	87	109	120	101	89
All Civil Case Types	1,112	1,344	1,272	1,427	1,131	1,169	1,237	1,470	1,783	2,044
Felonies	90	86	83	88	110	153	163	202	208	170
Misdemeanors	689	779	875	839	754	861	1,141	1,288	1,189	972
All Criminal Case Types	779	865	958	926	864	1,014	1,304	1,490	1,397	1,141
O.V.I.	184	182	204	206	172	216	231	228	227	190
Other Traffic	4,396	4,497	4,394	3,592	2,381	3,052	2,895	3,451	3,794	3,416
All Traffic Case Types	4,580	4,679	4,597	3,797	2,553	3,267	3,125	3,678	4,021	3,606
All Case Types	6,470	6,887	6,827	6,150	4,548	5,449	5,666	6,638	7,200	6,790

Columbiana County

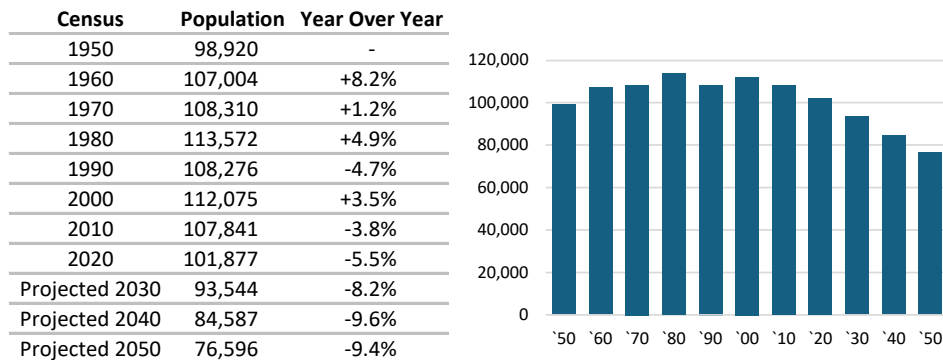
Magistrate History

Table 7. Number of Magistrates

Year	Court of Common Pleas		Columbiana County Municipal Court
	General and DR Division	Probate and Juvenile Division	
1996	2	1	N/A
1997	1	1	N/A
1998	1	1	N/A
1999	1	1	N/A
2000	1	1	N/A
2001	2	1	N/A
2002	2	1	0
2003	2	1	0
2004	2	1	0
2005	3	1	0
2006	3	1	0
2007	2	2	0
2008	2	2	0
2009	2	1	0
2010	2	2	0
2011	2	2	0
2012	2	1	0
2013	2	1	0
2014	2	1	0
2015	2	1	0
2016	2	1	0
2017	2	1	0
2018	3	1	0
2019	2	1	0
2020	2	1	0
2021	2	1	0
2022	2	1	0
2023	2	1	0
2024	2	1	0
2025	3	1	0

County Population

Figure 1. County Population Trend



Note: Projections from Ohio Department of Development, Office of Research, County Trends Reports

Coshocton County

Court of Common Pleas

Since 1953, Coshocton County Court of Common Pleas has consisted of two divisions: a combined General and Domestic Relations Division and a combined Probate and Juvenile Division, each with one judgeship.

Table 1. Court of Common Pleas, Historical Changes

Year	Configuration	Divisional Configuration						Total Judges
		General and DR			Probate and Juvenile			
		Judges	Filings		Judges	Filings		
		Gen.	DR		Prob.	Juv.		
1953	Gen/DR + Prob/Juv	1	nd	nd	1	nd	nd	2
1960	Gen/DR + Prob/Juv	1	151	131	1	nd	nd	2
1972	Gen/DR + Prob/Juv	1	-	-	1	nd	282	2
1974	Gen/DR + Prob/Juv	1	-	-	1	404	-	2
2025	Gen/DR + Prob/Juv	1	327	440	1	237	465	2

Note: Number of filings (incoming cases per judge) is shown where either (1) data for that subject matter was first collected, (2) a new judgeship was added, or (3) the divisional configuration of the court was changed. Years with no such changes are excluded from the table. "nd" means no data available. Current data (2025) are shown at the bottom of the table. Probate courts did not become part of the courts of common pleas until 1970.

Table 2. Court of Common Pleas, Current Roster

Division	Judge	Current	Age at	Age Barred	Next Election	Election Type
		Term End	Next Term Start	From Seeking New Term		
General and DR	Batchelor, Robert J.	12/31/28	62	No	11/07/28	FTC: 01-01-2029
Probate and Juvenile	Given, Jason W.	02/08/27	50	No	11/03/26	FTC: 02-09-2027

Note: "FTC" means Full Term Commencing [date].

Table 3a. Civil and Criminal Cases, Incoming Cases Per Judge, 2016 to 2025

Case Type	2016	2017	2018	2019	2020	2021	2022	2023	2024	2025
Administrative Appeals	0	0	2	3	2	1	0	0	1	0
Complex Litigation	0	0	0	0	0	0	0	0	0	0
Foreclosures	197	183	224	194	122	134	113	108	126	98
Other Civil	51	76	68	61	45	59	74	73	82	95
Other Torts	14	23	17	11	8	6	11	3	16	12
Product Liability	0	0	0	0	0	0	0	0	0	0
Professional Tort	2	2	4	0	1	0	3	1	5	1
Workers' Compensation	13	12	10	9	8	4	9	8	10	13
All Civil Case Types	277	296	325	278	186	204	210	193	240	219
Criminal	127	143	229	238	186	107	163	118	124	108
All Case Types	404	439	554	516	372	311	373	311	364	327

Coshocton County

Table 3b. Domestic Relations Cases, Incoming Cases Per Judge, 2016 to 2025

Case Type	2016	2017	2018	2019	2020	2021	2022	2023	2024	2025
All Others	8	13	13	10	4	4	7	4	9	10
Change of Custody	19	19	24	21	24	17	23	7	17	16
Domestic Violence	25	28	21	34	28	29	31	47	66	97
Marriage Dissolutions w/Children	57	38	46	38	41	50	33	20	19	26
Marriage Dissolutions w/o Children	52	40	53	48	48	38	43	41	48	39
Marriage Terminations w/Children	40	50	37	43	30	29	18	31	34	32
Marriage Terminations w/o Children	30	33	33	51	24	24	33	36	25	38
Parentage	0	0	0	1	0	0	0	0	1	1
Support - Enforce or Modify	204	209	191	213	176	152	188	198	149	175
U.I.F.S.A.	0	0	1	2	1	2	2	1	1	0
Visitation - Enforce or Modify	17	8	9	8	7	10	8	7	3	6
All Case Types	452	438	428	469	383	355	386	392	372	440

Table 3c. Juvenile Cases, Incoming Cases Per Judge, 2016 to 2025

Case Type	2016	2017	2018	2019	2020	2021	2022	2023	2024	2025
Abuse, Neglect or Dependency	72	94	88	100	62	56	38	20	62	81
Adult Cases	2	2	1	0	0	2	2	0	0	0
All Others	4	7	7	5	1	2	1	10	5	7
Custody/Visitation	208	157	160	130	91	97	111	148	91	107
Delinquency	133	119	48	65	42	53	67	82	67	63
Parentage	12	10	13	13	5	5	6	6	5	6
Permanent Custody	6	3	4	3	14	15	11	9	19	10
Support - Enforce or Modify	552	545	291	241	181	147	115	136	130	110
Traffic	89	99	69	71	76	71	50	66	52	69
U.I.F.S.A.	9	3	2	0	0	0	0	4	5	7
Unruly	13	6	11	9	5	2	9	41	11	5
All Case Types	1100	1045	694	637	477	450	410	522	447	465

Table 3d. Probate Cases, Incoming Cases Per Judge, 2016 to 2025

Case Type	2016	2017	2018	2019	2020	2021	2022	2023	2024	2025
Adoptions	27	17	14	29	17	25	22	24	13	24
Birth Records	4	9	4	8	2	15	3	6	3	4
Change of Name	6	16	14	18	15	18	20	18	14	12
Civil Actions	6	5	11	5	3	5	3	7	5	3
Civil Commitments	3	7	4	3	6	6	18	3	8	10
Conservatorships	0	0	0	0	0	0	0	0	0	0
Decedents' Estates	180	160	202	178	167	237	216	198	160	159
Guardianships of Adults	23	21	23	17	10	13	11	17	19	19
Guardianships of Minors	3	4	3	0	0	0	0	1	0	4
Minors' Settlements	1	7	3	1	3	1	3	1	4	1
Testamentary Trusts	1	0	2	0	6	1	0	2	2	1
Wrongful Death	0	0	0	0	0	0	0	0	0	0
All Case Types	254	246	280	259	229	321	296	277	228	237

Coshocton County

Municipal and County Courts

Coshocton County Municipal Court, consisting of one full-time judgeship, is the only limited jurisdiction trial court in Coshocton County. Since its inception in 1952, it has not undergone any changes in its structure or number of judgeships.

Table 4. Coshocton County Municipal Court, Historical Changes

Year	Judges	Filings
1952	1 (ft)	nd
1975	1 (ft)	2,999
2025	1 (ft)	2,962

Note: Number of filings (incoming cases per judge) is shown where either (1) data for that court was first collected, (2) a new judgeship was added, or (3) a part-time judgeship (denoted as "(pt)") was converted to full-time status (denoted as "(ft)"). Years with no such changes are excluded from the table. "nd" means no data available. "N/A" means not applicable because court did not exist. Current data (2025) are shown at the bottom of the table.

Table 5. Coshocton County Municipal Court, Current Roster

Court	Judge	Current Term End	Age at Next Term Start	Age Barred From Seeking New Term	Next Election	Election Type
Coshocton Co. MC	France, Timothy L.	12/31/29	74	Yes	11/06/29	FTC: 01-01-2030

Note: "FTC" means Full Term Commencing [date].

Table 6. Coshocton County Municipal Court, Incoming Cases Per Judge, 2016 to 2025

Case Type	2016	2017	2018	2019	2020	2021	2022	2023	2024	2025
Contracts	436	560	531	513	344	365	324	398	659	777
F.E.D. (Evictions)	120	117	137	128	110	96	107	95	85	95
Other Civil	18	19	22	40	31	23	18	15	17	34
Pers. Inj./Prop. Damage	18	9	4	7	7	10	8	4	4	4
Small Claims	132	130	127	75	45	37	46	43	53	39
All Civil Case Types	724	835	821	763	537	531	503	555	818	949
Felonies	99	101	130	84	86	55	100	40	60	63
Misdemeanors	1,202	1,257	1,198	1,097	910	851	950	1,041	892	844
All Criminal Case Types	1,301	1,358	1,328	1,181	996	906	1,050	1,081	952	907
O.V.I.	110	105	84	71	62	77	113	84	84	69
Other Traffic	2,553	2,633	1,580	1,582	1,237	1,358	1,396	990	755	1,037
All Traffic Case Types	2,663	2,738	1,664	1,653	1,299	1,435	1,509	1,074	839	1,106
All Case Types	4,688	4,931	3,813	3,597	2,832	2,872	3,062	2,710	2,609	2,962

Coshocton County

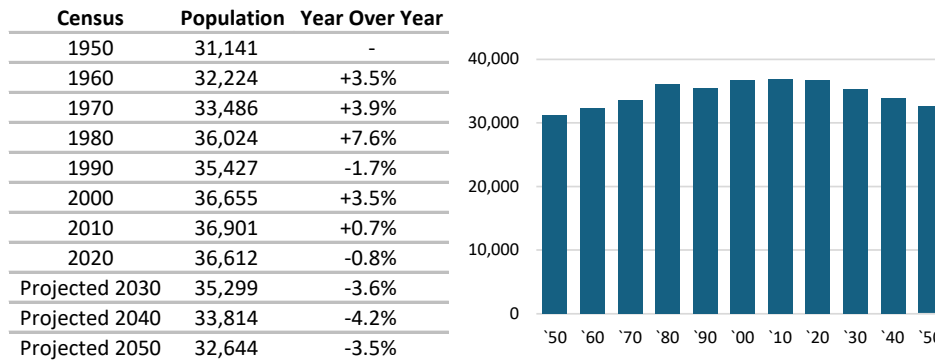
Magistrate History

Table 7. Number of Magistrates

Year	Court of Common Pleas		Coshocton County Municipal Court
	General and DR Division	Probate and Juvenile Division	
1996	1	1	0
1997	1	1	0
1998	1	1	0
1999	1	1	0
2000	1	1	0
2001	1	1	0
2002	1	1	0
2003	1	1	0
2004	1	1	0
2005	1	1	0
2006	1	2	0
2007	1	1	0
2008	1	1	0
2009	1	1	0
2010	1	1	0
2011	1	1	0
2012	1	1	0
2013	1	1	0
2014	2	2	0
2015	2	1	0
2016	2	1	0
2017	2	1	0
2018	2	1	0
2019	2	1	0
2020	2	2	0
2021	3	1	0
2022	3	1	0
2023	2	1	0
2024	2	3	0
2025	1	1	0

County Population

Figure 1. County Population Trend



Note: Projections from Ohio Department of Development, Office of Research, County Trends Reports

Crawford County

Court of Common Pleas

Since 1953, the Crawford County Court of Common Pleas has consisted of two divisions: a combined General and Domestic Relations Division, with one judgeship, and a combined Probate and Juvenile Division, with one judgeship.

Table 1. Court of Common Pleas, Historical Changes

Year	Configuration	Divisional Configuration						Total Judges
		General and DR			Probate and Juvenile			
		Judges	Filings		Judges	Filings		
		Gen.	DR		Prob.	Juv.		
1953	Gen/DR + Prob/Juv	1	nd	nd	1	nd	nd	2
1960	Gen/DR + Prob/Juv	1	243	175	1	-	-	2
1972	Gen/DR + Prob/Juv	1	-	-	1	-	556	2
1974	Gen/DR + Prob/Juv	1	-	-	1	602	-	2
2025	Gen/DR + Prob/Juv	1	691	384	1	374	732	2

Note: Number of filings (incoming cases per judge) is shown where either (1) data for that subject matter was first collected, (2) a new judgeship was added, or (3) the divisional configuration of the court was changed. Years with no such changes are excluded from the table. "nd" means no data available. Current data (2025) are shown at the bottom of the table. Probate courts did not become part of the courts of common pleas until 1970.

Table 2. Court of Common Pleas, Current Roster

Division	Judge	Current	Age at	Age Barred	Next Election	Election Type
		Term End	Next Term Start	From Seeking New Term		
General and DR	Leuthold, Sean E.	02/08/27	60	No	11/03/26	FTC: 02-09-2027
Probate and Juvenile	Murphy, Patrick T.	02/08/27	71	Yes	11/03/26	FTC: 02-09-2027

Note: "FTC" means Full Term Commencing [date].

Table 3a. Civil and Criminal Cases, Incoming Cases Per Judge, 2016 to 2025

Case Type	2015	2016	2017	2018	2019	2020	2021	2022	2023	2024
Administrative Appeals	3	0	7	2	1	3	2	6	7	2
Complex Litigation	0	0	0	0	0	0	0	0	0	0
Foreclosures	131	219	95	91	70	35	78	64	75	56
Other Civil	199	166	185	175	134	152	168	210	227	286
Other Torts	4	10	5	5	2	7	1	3	6	1
Product Liability	0	0	0	0	0	1	0	0	0	0
Professional Tort	2	3	1	0	0	0	0	0	0	1
Workers' Compensation	14	13	13	17	13	13	14	5	5	6
All Civil Case Types	353	411	306	290	220	211	263	288	320	352
Criminal	384	340	389	483	408	446	471	445	387	339
All Case Types	737	751	695	773	628	657	734	733	707	691

Crawford County

Table 3b. Domestic Relations Cases, Incoming Cases Per Judge, 2016 to 2025

Case Type	2015	2016	2017	2018	2019	2020	2021	2022	2023	2024
All Others	4	3	2	14	30	23	26	26	19	23
Change of Custody	10	3	7	14	14	12	17	21	17	8
Domestic Violence	104	74	78	80	72	83	75	103	105	108
Marriage Dissolutions w/Children	46	40	39	38	39	36	47	42	45	52
Marriage Dissolutions w/o Children	59	60	58	56	51	55	55	80	67	87
Marriage Terminations w/Children	64	56	48	51	48	51	35	33	48	24
Marriage Terminations w/o Children	47	49	54	52	42	50	45	55	44	37
Parentage	0	0	0	1	1	0	0	0	1	2
Support - Enforce or Modify	47	65	67	36	33	39	44	18	23	34
U.I.F.S.A.	0	0	0	0	0	0	0	0	0	0
Visitation - Enforce or Modify	19	24	27	32	21	15	5	14	17	9
All Case Types	400	374	380	374	351	364	349	392	386	384

Table 3c. Juvenile Cases, Incoming Cases Per Judge, 2016 to 2025

Case Type	2015	2016	2017	2018	2019	2020	2021	2022	2023	2024
Abuse, Neglect or Dependency	105	159	168	144	133	133	126	89	146	186
Adult Cases	22	10	9	10	6	45	21	22	24	24
All Others	3	0	0	11	4	0	2	7	5	6
Custody/Visitation	17	22	15	23	19	29	22	14	22	12
Delinquency	351	282	153	221	154	120	143	165	141	106
Parentage	72	68	86	80	91	92	95	80	170	177
Permanent Custody	4	22	14	17	10	22	19	12	17	19
Support - Enforce or Modify	6	8	7	8	1	0	0	0	0	4
Traffic	182	191	154	157	124	153	135	123	130	141
U.I.F.S.A.	16	11	4	3	3	11	7	3	8	4
Unruly	116	97	137	127	90	88	64	50	41	53
All Case Types	894	870	747	801	635	693	634	565	704	732

Table 3d. Probate Cases, Incoming Cases Per Judge, 2016 to 2025

Case Type	2015	2016	2017	2018	2019	2020	2021	2022	2023	2024
Adoptions	33	49	37	35	31	29	34	28	19	31
Birth Records	3	5	3	3	3	1	3	3	1	0
Change of Name	32	35	44	26	32	35	39	36	30	38
Civil Actions	3	6	10	7	7	6	5	7	6	3
Civil Commitments	8	8	1	7	7	16	9	8	13	4
Conservatorships	0	0	0	1	0	0	2	0	1	0
Decedents' Estates	272	302	291	292	273	349	339	275	246	270
Guardianships of Adults	27	22	23	22	20	22	18	19	20	13
Guardianships of Minors	7	11	11	3	5	6	2	6	6	4
Minors' Settlements	4	5	1	0	1	3	10	1	6	8
Testamentary Trusts	3	0	6	3	0	5	0	2	1	3
Wrongful Death	0	0	0	0	0	0	0	0	0	0
All Case Types	392	443	427	399	379	472	461	385	349	374

Crawford County

Municipal and County Courts

Crawford County Municipal Court, consisting of one full-time judgeship, is the only limited jurisdiction trial court in Crawford County. Since its inception in 1978, following the abolishment of the Crawford County Court, it has not undergone any changes in its structure or number of judgeships.

Table 4. Limited Jurisdiction Trial Courts, Historical Changes

Year	Crawford County Court		Crawford County Municipal Court		Total Judges
	Judges	Filings	Judges	Filings	
1958	2	nd	N/A	N/A	2
1975	2	4,159	N/A	N/A	2
1978	N/A	N/A	1	8,663	1
2025	N/A	N/A	1	8,459	1

Note: Number of filings (incoming cases per judge) is shown where either (1) data for that court was first collected, (2) a new judgeship was added, or (3) a part-time judgeship (denoted as "(pt)") was converted to full-time status (denoted as "(ft)"). Years with no such changes are excluded from the table. "nd" means no data available. "N/A" means not applicable because court did not exist. Current data (2025) are shown at the bottom of the table.

Table 5. Crawford County Municipal Court, Current Roster

Court	Judge	Current	Age at	Age Barred	Next Election	Election Type
		Term End	Next Term Start	From Seeking New Term		
Crawford Co. MC	Leuthold, Shane M.	12/31/31	62	No	11/04/31	FTC: 01-01-2032

Note: "FTC" means Full Term Commencing [date].

Table 6. Crawford County Municipal Court, Incoming Cases Per Judge, 2016 to 2025

Case Type	2015	2016	2017	2018	2019	2020	2021	2022	2023	2024
Contracts	939	1,196	1,279	1,338	1,153	1,333	1,173	1,213	1,611	1,642
F.E.D. (Evictions)	233	244	220	215	209	164	202	189	171	132
Other Civil	28	29	40	42	27	23	25	28	18	22
Pers. Inj./Prop. Damage	11	8	13	14	5	8	10	3	4	3
Small Claims	225	140	203	103	45	47	49	37	36	27
All Civil Case Types	1,436	1,617	1,755	1,712	1,439	1,575	1,459	1,470	1,840	1,826
Felonies	173	137	171	254	194	182	222	207	194	196
Misdemeanors	3,028	2,649	2,038	1,851	1,649	1,445	1,859	1,460	1,077	966
All Criminal Case Types	3,201	2,786	2,209	2,105	1,843	1,627	2,081	1,667	1,271	1,162
O.V.I.	279	278	258	263	209	212	221	235	292	273
Other Traffic	6,804	7,371	6,643	5,585	3,957	4,775	4,453	4,174	4,709	5,198
All Traffic Case Types	7,083	7,649	6,901	5,848	4,166	4,987	4,674	4,409	5,001	5,471
All Case Types	11,720	12,052	10,865	9,665	7,448	8,189	8,214	7,546	8,112	8,459

Crawford County

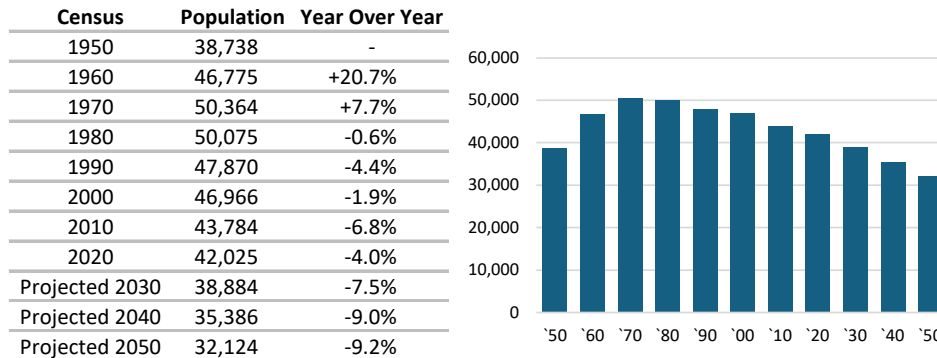
Magistrate History

Table 7. Number of Magistrates

Year	Court of Common Pleas		Crawford County Municipal Court
	General and DR Division	Probate and Juvenile Division	
1996	2	0	0
1997	2	0	0
1998	2	0	0
1999	2	1	0
2000	1	1	0
2001	1	1	0
2002	1	1	0
2003	1	1	0
2004	1	1	0
2005	1	1	0
2006	1	1	0
2007	2	1	1
2008	2	1	1
2009	2	1	1
2010	2	1	1
2011	2	1	1
2012	2	1	1
2013	2	1	1
2014	2	1	1
2015	3	1	1
2016	3	1	2
2017	2	1	2
2018	2	1	2
2019	2	1	2
2020	2	1	1
2021	2	2	1
2022	2	2	1
2023	2	2	1
2024	2	2	1
2025	2	2	1

County Population

Figure 1. County Population Trend



Note: Projections from Ohio Department of Development, Office of Research, County Trends Reports

Cuyahoga County

Court of Common Pleas

The Cuyahoga County Court of Common Pleas currently consists of four divisions. In 1961 the combined General and Domestic Relations Division was reconfigured into a separately administered General Division and separately administered Domestic Relations Division.

Table 1. Court of Common Pleas, Historical Changes

Year Configuration	Divisional Configuration												Total Judges
	General and DR			General Only		Domestic Relations		Juvenile Only		Probate Only			
	Judge	Filings		Judge	Filings	Judge	Filings	Judges	Filings	Judge	Filings		
1957 Gen/DR + Juv + Prob	19	nd	nd	N/A	N/A	N/A	N/A	N/A	N/A	2	nd	21	
1961 Gen + DR + Juv + Prob	N/A	N/A	N/A	19	559	2	2,575	2	nd	2	-	25	
1963 Gen + DR + Juv + Prob	N/A	N/A	N/A	19	-	2	-	4	nd	2	-	27	
1965 Gen + DR + Juv + Prob	N/A	N/A	N/A	21	834	2	-	4	-	2	-	29	
1967 Gen + DR + Juv + Prob	N/A	N/A	N/A	22	846	2	-	4	-	2	-	30	
1969 Gen + DR + Juv + Prob	N/A	N/A	N/A	26	786	2	-	4	-	2	-	34	
1972 Gen + DR + Juv + Prob	N/A	N/A	N/A	26	-	2	-	4	5,346	2	-	34	
1974 Gen + DR + Juv + Prob	N/A	N/A	N/A	26	-	2	-	4	-	2	8,206	34	
1975 Gen + DR + Juv + Prob	N/A	N/A	N/A	26	-	4	2,631	4	-	2	-	36	
1977 Gen + DR + Juv + Prob	N/A	N/A	N/A	31	744	4	-	5	5,194	2	-	42	
1983 Gen + DR + Juv + Prob	N/A	N/A	N/A	33	948	4	-	5	-	2	-	44	
1987 Gen + DR + Juv + Prob	N/A	N/A	N/A	34	901	5	1,742	6	3,627	2	-	47	
2025 Gen + DR + Juv + Prob	N/A	N/A	N/A	34	1,155	5	1,869	6	3,368	2	1,875	47	

Note: Number of filings (incoming cases per judge) is shown where either (1) data for that subject matter was first collected, (2) a new judgeship was added, or (3) the divisional configuration of the court was changed. Years with no such changes are excluded from the table. "nd" means no data available. "N/A" means not applicable because division type did not exist. Current data (2025) are shown at the bottom of the table. Probate courts did not become part of the courts of common pleas until 1970.

Cuyahoga County

Table 2. Court of Common Pleas, Current Roster

Division	Judge	Current Term End	Age at	Age Barred	Next Election	Election Type
			Next Term Start	From Seeking New Term		
Domestic Relations	Goldberg, Francine	01/12/29	64	No	11/07/28	FTC: 01-13-2029
	Jones, Tonya R.	01/18/29	59	No	11/07/28	FTC: 01-19-2029
	Palos, Diane M.	01/17/29	69	No	11/07/28	FTC: 01-18-2029
	Reali, Colleen Ann	01/07/27	54	No	11/03/26	FTC: 01-08-2027
	VACANT	01/08/27	-	-	11/03/26	FTC: 01-09-2027
General	Bell, Richard A.	01/02/29	65	No	11/07/28	FTC: 01-03-2029
	Clancy, Maureen E.	01/07/29	63	No	11/07/28	FTC: 01-08-2029
	Collier-Williams, Cassandra	01/11/31	73	Yes	11/05/30	FTC: 01-12-2031
	Corrigan, Peter J.	01/03/29	66	No	11/07/28	FTC: 01-04-2029
	Fuerst, Nancy A.	01/01/27	75	Yes	11/03/26	FTC: 01-02-2027
	Gall, Steven E.	01/01/29	65	No	11/07/28	FTC: 01-02-2029
	Gallagher, Hollie L.	01/09/29	59	No	11/07/28	FTC: 01-10-2029
	Gallagher, Kelly Ann	12/31/28	51	No	11/07/28	FTC: 01-01-2029
	Gallagher, Shannon M.	01/09/27	48	No	11/03/26	FTC: 01-10-2027
	Hagan, Emily	01/08/31	53	No	11/05/30	FTC: 01-09-2031
	Kelley, Kevin J.	12/31/30	62	No	11/05/30	FTC: 01-01-2031
	Kennedy, Joy	01/09/31	57	No	11/05/30	FTC: 01-10-2031
	Kilbane, Ashley	01/01/31	48	No	11/05/30	FTC: 01-02-2031
	Krivosh, Kira S.	12/31/26	44	No	11/03/26	FTC: 01-01-2027
	Matia, David T.	01/05/29	64	No	11/07/28	FTC: 01-06-2029
	Mazzone, Carl J.	01/05/31	47	No	11/05/30	FTC: 01-06-2031
	McCormick, Timothy P.	01/03/31	74	Yes	11/05/30	FTC: 01-04-2031
	Miday, Sherrie M.	01/04/29	52	No	11/07/28	FTC: 01-05-2029
	Mooney, Brian P.	01/11/29	59	No	11/07/28	FTC: 01-12-2029
	Moore, Lauren C.	01/06/31	69	No	11/05/30	FTC: 01-07-2031
	Murphy, Mollie Ann	01/07/31	48	No	11/05/30	FTC: 01-08-2031
	Nicholson, Antonio S.	02/08/27	40	No	11/03/26	FTC: 02-09-2027
	O'Donnell, Jennifer L.	01/03/27	45	No	11/03/26	FTC: 01-04-2027
	O'Donnell, John P.	01/04/31	66	No	11/05/30	FTC: 01-05-2031
	Russo, John J.	01/08/29	63	No	11/07/28	FTC: 01-09-2029
	Russo, Nancy Margaret	01/06/27	70	Yes	11/03/26	FTC: 01-07-2027
	Saffold, Jeffrey P.	01/06/29	59	No	11/07/28	FTC: 01-07-2029
	Santoli, Andrew J.	01/05/27	47	No	11/03/26	FTC: 01-06-2027
	Shaughnessy, Michael P.	01/10/29	57	No	11/07/28	FTC: 01-11-2029
	Sheehan, Brendan J.	01/04/27	59	No	11/03/26	FTC: 01-05-2027
	Spellacy, John J.	01/02/31	64	No	11/03/26	UTE: 01-02-2031
	Synerberg, Joan	01/10/31	73	Yes	11/05/30	FTC: 01-11-2031
	Turner, Deborah M.	01/13/29	75	Yes	11/07/28	FTC: 01-14-2029
	Vodrey, William	01/02/27	62	No	11/03/26	FTC: 01-03-2027
Juvenile	Celebrezze, Nicholas J.	01/02/29	51	No	11/07/28	FTC: 01-03-2029
	Floyd, Alison L.	01/01/31	69	No	11/05/30	FTC: 01-02-2031
	McDonough, Anne C.	12/31/28	47	No	11/07/28	FTC: 01-01-2029
	O'Malley, Jennifer L.	12/31/30	46	No	11/05/30	FTC: 01-01-2031
	O'Malley, Thomas F.	01/02/31	72	Yes	11/05/30	FTC: 01-03-2031
Sweeney, Kristin W.	01/01/29	58	No	11/07/28	FTC: 01-02-2029	
Probate	Gallagher, Laura J.	02/08/27	66	No	11/03/26	FTC: 02-09-2027
	Russo, Anthony J.	12/31/26	74	Yes	11/03/26	FTC: 01-01-2027

Note: "FTC" means Full Term Commencing [date]. "UTE" means Unexpired Term Ending [date].

Cuyahoga County

Table 3a. Civil and Criminal Cases, Incoming Cases Per Judge, 2016 to 2025

Case Type	2016	2017	2018	2019	2020	2021	2022	2023	2024	2025
Administrative Appeals	2	2	2	2	3	2	3	3	3	2
Complex Litigation	0	0	1	0	0	0	0	1	0	0
Foreclosures	216	219	194	163	89	70	120	113	101	104
Other Civil	235	241	256	247	214	232	214	288	327	382
Other Torts	67	75	72	73	78	73	65	72	67	70
Product Liability	0	0	0	0	0	0	0	0	0	0
Professional Tort	2	1	2	2	2	1	4	3	2	2
Workers' Compensation	22	22	20	18	17	15	13	16	13	16
All Civil Case Types	544	559	546	505	402	394	418	496	514	577
Criminal	492	575	609	610	531	546	582	674	659	579
All Case Types	1,037	1,134	1,155	1,115	933	940	1,001	1,170	1,173	1,155

Table 3b. Domestic Relations Cases, Incoming Cases Per Judge, 2016 to 2025

Case Type	2016	2017	2018	2019	2020	2021	2022	2023	2024	2025
All Others	1,057	951	1,107	987	660	753	692	597	560	568
Change of Custody	239	250	253	231	162	229	194	191	162	160
Domestic Violence	437	436	390	431	398	449	423	406	454	431
Marriage Dissolutions w/Children	104	90	96	90	77	92	79	82	66	72
Marriage Dissolutions w/o Children	156	144	129	152	121	141	125	128	130	116
Marriage Terminations w/Children	173	145	157	159	126	144	118	130	116	111
Marriage Terminations w/o Children	188	192	185	204	148	196	164	147	150	144
Parentage	0	0	0	0	0	0	0	1	1	0
Support - Enforce or Modify	366	432	501	421	284	328	300	270	236	209
U.I.F.S.A.	4	3	7	4	1	3	6	3	6	4
Visitation - Enforce or Modify	76	99	114	103	83	77	51	59	63	56
All Case Types	2,798	2,738	2,936	2,780	2,059	2,410	2,150	2,011	1,941	1,869

Table 3c. Juvenile Cases, Incoming Cases Per Judge, 2016 to 2025

Case Type	2016	2017	2018	2019	2020	2021	2022	2023	2024	2025
Abuse, Neglect or Dependency	231	220	245	291	233	205	238	252	229	140
Adult Cases	297	140	27	48	20	78	115	164	116	117
All Others	52	65	56	57	29	46	58	52	49	36
Custody/Visitation	528	588	639	627	520	612	514	484	459	506
Delinquency	953	809	637	585	371	410	455	496	474	437
Parentage	39	68	68	64	41	72	54	61	26	74
Permanent Custody	44	49	59	39	48	42	29	31	17	21
Support - Enforce or Modify	580	2,095	2,645	2,086	1,630	1,936	1,851	1,848	1,596	1,396
Traffic	651	696	602	596	428	601	525	662	602	533
U.I.F.S.A.	1	1	1	1	1	4	5	7	7	7
Unruly	275	231	165	127	67	137	110	169	98	104
All Case Types	3,650	4,957	5,143	4,519	3,385	4,142	3,951	4,222	3,671	3,368

Cuyahoga County

Table 3d. Probate Cases, Incoming Cases Per Judge, 2016 to 2025

Case Type	2016	2017	2018	2019	2020	2021	2022	2023	2024	2025
Adoptions	136	138	142	155	118	121	111	116	89	78
Birth Records	14	22	20	28	14	20	30	12	16	14
Change of Name	188	202	213	228	177	220	223	210	172	214
Civil Actions	43	44	25	40	39	32	47	35	30	31
Civil Commitments	38	29	41	47	29	110	65	72	76	54
Conservatorships	1	0	1	1	0	0	0	0	0	0
Decedents' Estates	1,187	1,140	1,086	1,165	1,129	1,728	1,460	1,304	1,284	1,232
Guardianships of Adults	132	142	117	115	131	140	118	131	142	165
Guardianships of Minors	25	49	57	42	22	126	24	51	33	18
Minors' Settlements	43	53	52	42	40	87	58	28	35	49
Testamentary Trusts	19	2	6	10	5	56	15	10	5	8
Wrongful Death	0	0	0	0	0	8	2	12	12	12
All Case Types	1,826	1,821	1,760	1,873	1,704	2,648	2,153	1,981	1,894	1,875

Cuyahoga County

Municipal and County Courts

There are currently 13 limited jurisdiction trial courts in Cuyahoga County, the most in any county. One court, Cleveland Municipal Court, has two divisions: a general division and a housing division.

Table 4. Limited Jurisdiction Trial Courts, Historical Changes

Year	Bedford Municipal Court		Berea Municipal Court		Cleveland Heights Municipal Court		Cleveland Municipal Court		Cleveland Municipal Court		East Cleveland Municipal Court		Euclid Municipal Court	
	Judges	Filings	Judges	Filings	Judges	Filings	Judges	Filings	Judges	Filings	Judges	Filings	Judges	Filings
1957	N/A	N/A	1 (pt)	nd	N/A	N/A	13 (ft)	nd	N/A	N/A	N/A	N/A	1 (ft)	nd
1958	1 (pt)	nd	1 (pt)	nd	1 (ft)	nd	13 (ft)	nd	N/A	N/A	1 (ft)	nd	1 (ft)	nd
1962	1 (pt)	nd	1 (pt)	nd	1 (ft)	nd	13 (ft)	nd	N/A	N/A	1 (ft)	nd	1 (ft)	nd
1972	1 (pt)	nd	1 (pt)	nd	1 (ft)	nd	13 (ft)	nd	N/A	N/A	1 (ft)	nd	1 (ft)	nd
1975	1 (pt)	15,563	1 (pt)	12,273	1 (ft)	10,893	13 (ft)	11,233	N/A	N/A	1 (ft)	9,615	1 (ft)	8,065
1976	2 (ft)	7,871	1 (pt)	-	1 (ft)	-	13 (ft)	-	N/A	N/A	1 (ft)	-	1 (ft)	-
1982	2 (ft)	-	1 (pt)	-	1 (ft)	-	12 (ft)	-	1 (ft)	8,722	1 (ft)	-	1 (ft)	-
1994	2 (ft)	-	2 (pt)	8,556	1 (ft)	-	12 (ft)	-	1 (ft)	-	1 (ft)	-	1 (ft)	-
2000	2 (ft)	-	2 (pt)	-	1 (ft)	-	12 (ft)	-	1 (ft)	-	1 (ft)	-	1 (ft)	-
2006	2 (ft)	-	1 (ft)	13,699	1 (ft)	-	12 (ft)	-	1 (ft)	-	1 (ft)	-	1 (ft)	-
2011	2 (ft)	-	1 (ft)	-	1 (ft)	-	12 (ft)	-	1 (ft)	-	1 (ft)	-	1 (ft)	-
2025	2 (ft)	9,321	1 (ft)	15,030	1 (ft)	14,118	12 (ft)	4,785	1 (ft)	7,466	1 (ft)	2,680	1 (ft)	8,945

Year	Garfield Heights Municipal Court		Lakewood Municipal Court		Lyndhurst Municipal Court		Parma Municipal Court		Rocky River Municipal Court		Shaker Heights Municipal Court		South Euclid Municipal Court		Total Judges
	Judges	Filings	Judges	Filings	Judges	Filings	Judges	Filings	Judges	Filings	Judges	Filings	Judges	Filings	
1957	1 (ft)	nd	1 (ft)	nd	N/A	N/A	1 (ft)	nd	N/A	N/A	N/A	N/A	1 (pt)	nd	19
1958	1 (ft)	nd	1 (ft)	nd	1 (pt)	nd	1 (ft)	nd	1 (ft)	nd	1 (ft)	nd	1 (pt)	nd	25
1962	1 (ft)	nd	1 (ft)	nd	1 (pt)	nd	2 (ft)	nd	1 (ft)	nd	1 (ft)	nd	1 (pt)	nd	26
1972	1 (ft)	nd	1 (ft)	nd	1 (pt)	nd	2 (ft)	nd	1 (ft)	nd	1 (ft)	nd	1 (pt)	nd	26
1975	1 (ft)	9,004	1 (ft)	9,972	1 (pt)	9,465	3 (ft)	3,062	2 (ft)	6,308	1 (ft)	10,830	1 (pt)	3,484	28
1976	1 (ft)	-	1 (ft)	-	1 (pt)	-	3 (ft)	-	2 (ft)	-	1 (ft)	-	1 (pt)	-	29
1982	1 (ft)	-	1 (ft)	-	1 (pt)	-	3 (ft)	-	2 (ft)	-	1 (ft)	-	1 (pt)	-	29
1983	2 (ft)	3,984	1 (ft)	-	1 (pt)	-	3 (ft)	-	2 (ft)	-	1 (ft)	-	1 (pt)	-	30
1994	2 (ft)	-	1 (ft)	-	1 (pt)	-	3 (ft)	-	2 (ft)	-	1 (ft)	-	1 (pt)	-	31
2000	2 (ft)	-	1 (ft)	-	1 (pt)	-	3 (ft)	-	2 (ft)	-	1 (ft)	-	1 (ft)	4,628	31
2006	2 (ft)	-	1 (ft)	-	1 (pt)	-	3 (ft)	-	2 (ft)	-	1 (ft)	-	1 (ft)	-	30
2011	2 (ft)	-	1 (ft)	-	1 (ft)	16,126	3 (ft)	-	2 (ft)	-	1 (ft)	-	1 (ft)	-	30
2025	2 (ft)	6,546	1 (ft)	10,430	1 (ft)	13,525	3 (ft)	9,727	2 (ft)	2,699	1 (ft)	15,507	1 (ft)	5,762	30

Note: Number of filings (incoming cases per judge) is shown where either (1) data for that court was first collected, (2) a new judgeship was added, or (3) a part-time judgeship (denoted as "(pt)") was converted to full-time status (denoted as "(ft)"). Years with no such changes are excluded from the table. "nd" means no data available. "N/A" means not applicable because court did not exist. Current data (2025) are shown at the bottom of the table.

Cuyahoga County

Table 5. Limited Jurisdiction Trial Courts, Current Roster

Court	Judge	Current Term End	Age at		Next Election	Election Type
			Next Term Start	Age Barred From Seeking New Term		
Bedford MC	Papa, Nicholas A.	12/31/29	63	No	11/06/29	FTC: 01-01-2030
	Paris, Michelle L.	12/31/27	74	Yes	11/02/27	FTC: 01-01-2028
Berea MC	Kilbane, Sean M.	01/01/30	42	No	11/06/29	FTC: 01-02-2030
Cleveland Heights MC	Costello, James	12/31/29	50	No	11/06/29	FTC: 01-01-2030
Cleveland MC	Earley, Michelle D.	01/05/30	55	No	11/06/29	FTC: 01-06-2030
	Horton, Brett E.	01/01/28	59	No	11/02/27	FTC: 01-02-2028
	Johnson, Jeffrey D.	01/04/30	71	Yes	11/06/29	FTC: 01-05-2030
	Lawson, Khalilah	01/02/32	45	No	11/04/31	FTC: 01-03-2032
	Loving, In Son J.	12/31/31	48	No	11/04/31	FTC: 01-01-2032
	Moore, Andrea Nelson	01/03/28	55	No	11/02/27	FTC: 01-04-2028
	Oakar, Ann Clare	01/02/28	51	No	11/02/27	FTC: 01-03-2028
	O'Brien, Bridget M.	01/02/30	55	No	11/06/29	FTC: 01-03-2030
	Saffold, Sydney Strickland	12/31/29	43	No	11/06/29	FTC: 01-01-2030
	Sweeney, Suzan Marie	12/31/27	69	No	11/02/27	FTC: 01-01-2028
	Torres-Lugo, Jazmin G.	01/01/30	69	No	11/06/29	FTC: 01-02-2030
	Turner-McCall, Shiela	01/03/30	65	No	11/06/29	FTC: 01-04-2030
Cleveland MC (Housing)	Wiltshire, Cheryl M.	01/01/32	60	No	11/04/31	FTC: 01-02-2032
East Cleveland MC	Dawson, William L.	12/31/29	58	No	11/06/29	FTC: 01-01-2030
Euclid MC	Gallagher, Patrick J.	12/31/29	66	No	11/06/29	FTC: 01-01-2030
Garfield Heights MC	Di Geronimo, Sergio I.	12/31/29	65	No	11/06/29	FTC: 01-01-2030
	Nicastro, Deborah J.	01/01/30	75	Yes	11/06/29	FTC: 01-02-2030
Lakewood MC	Neff, Tess	12/31/27	64	No	11/02/27	FTC: 01-01-2028
Lyndhurst MC	Coletta, Dominic	12/31/29	51	No	11/06/29	FTC: 01-01-2030
Parma MC	Dobeck, Timothy G.	12/31/29	68	No	11/06/29	FTC: 01-01-2030
	Gilligan, Tim	12/31/27	70	Yes	11/02/27	FTC: 01-01-2028
	O'Donnell, Deanna	12/31/31	67	No	11/04/31	FTC: 01-01-2032
Rocky River MC	Burke, Joseph T.	12/31/29	64	No	11/06/29	FTC: 01-01-2030
	Kelly, Thomas J.	12/31/31	55	No	11/04/31	FTC: 01-01-2032
Shaker Heights MC	Keller, Anne Walton	12/31/29	44	No	11/06/29	FTC: 01-01-2030
South Euclid MC	Sterkel, Timothy R.	12/31/29	63	No	11/06/29	FTC: 01-01-2030

Note: "FTC" means Full Term Commencing [date].

Table 6a. Bedford Municipal Court, Incoming Cases Per Judge, 2016 to 2025

Case Type	2016	2017	2018	2019	2020	2021	2022	2023	2024	2025
Contracts	1,371	1,574	1,624	1,945	1,133	1,266	1,215	1,492	1,472	1,455
F.E.D. (Evictions)	964	837	876	988	575	769	1,001	1,097	998	910
Other Civil	98	85	91	97	62	43	31	40	50	44
Pers. Inj./Prop. Damage	13	9	15	8	3	1	1	1	5	3
Small Claims	633	779	740	647	542	510	488	399	298	386
All Civil Case Types	3,077	3,283	3,345	3,683	2,314	2,588	2,734	3,028	2,822	2,797
Felonies	190	222	193	210	177	227	236	224	199	224
Misdemeanors	1,133	1,253	1,217	1,124	954	851	927	917	896	882
All Criminal Case Types	1,323	1,475	1,409	1,333	1,131	1,077	1,163	1,141	1,095	1,106
O.V.I.	192	259	248	266	188	213	170	182	155	190
Other Traffic	5,345	6,108	5,114	4,643	3,280	3,699	3,833	4,069	4,725	5,229
All Traffic Case Types	5,537	6,366	5,362	4,909	3,468	3,912	4,003	4,251	4,879	5,419
All Case Types	9,936	11,123	10,116	9,925	6,913	7,576	7,900	8,419	8,795	9,321

Cuyahoga County

Table 6b. Berea Municipal Court, Incoming Cases Per Judge, 2016 to 2025

Case Type	2016	2017	2018	2019	2020	2021	2022	2023	2024	2025
Contracts	1,613	1,865	1,908	2,019	1,463	1,534	1,427	1,708	2,471	2,909
F.E.D. (Evictions)	631	512	491	434	294	444	482	557	439	460
Other Civil	28	19	31	26	26	30	22	37	26	29
Pers. Inj./Prop. Damage	17	21	22	9	24	14	21	19	27	18
Small Claims	620	692	681	604	350	537	707	808	702	684
All Civil Case Types	2,909	3,109	3,133	3,092	2,157	2,559	2,659	3,129	3,665	4,100
Felonies	305	311	329	303	324	503	454	348	336	488
Misdemeanors	2,414	2,506	2,369	2,157	1,683	1,846	1,835	2,112	1,994	2,259
All Criminal Case Types	2,719	2,817	2,698	2,460	2,007	2,349	2,289	2,460	2,330	2,747
O.V.I.	626	607	590	444	274	445	407	425	420	374
Other Traffic	7,615	7,796	8,920	7,799	4,785	5,788	7,145	7,992	7,842	7,809
All Traffic Case Types	8,241	8,403	9,510	8,243	5,059	6,233	7,552	8,417	8,262	8,183
All Case Types	13,869	14,329	15,341	13,795	9,223	11,141	12,500	14,006	14,257	15,030

Table 6c. Cleveland Heights Municipal Court, Incoming Cases Per Judge, 2016 to 2025

Case Type	2016	2017	2018	2019	2020	2021	2022	2023	2024	2025
Contracts	476	518	589	644	624	575	426	522	795	1,077
F.E.D. (Evictions)	536	584	578	622	429	461	652	631	627	634
Other Civil	45	16	18	22	37	33	17	22	27	15
Pers. Inj./Prop. Damage	4	4	0	1	0	0	0	1	3	0
Small Claims	626	644	664	691	676	625	641	741	667	701
All Civil Case Types	1,687	1,766	1,849	1,980	1,766	1,694	1,736	1,917	2,119	2,427
Felonies	341	271	295	254	222	298	276	336	347	356
Misdemeanors	2,528	2,248	2,166	1,952	1,414	1,280	1,358	1,092	1,214	1,318
All Criminal Case Types	2,869	2,519	2,461	2,206	1,636	1,578	1,634	1,428	1,561	1,674
O.V.I.	110	124	128	129	106	108	93	73	98	97
Other Traffic	9,694	9,932	11,395	9,693	9,105	8,679	7,412	6,779	7,960	9,920
All Traffic Case Types	9,804	10,056	11,523	9,822	9,211	8,787	7,505	6,852	8,058	10,017
All Case Types	14,360	14,341	15,833	14,008	12,613	12,059	10,875	10,197	11,738	14,118

Table 6d. Cleveland Municipal Court, Incoming Cases Per Judge, 2016 to 2025

Case Type	2016	2017	2018	2019	2020	2021	2022	2023	2024	2025
Contracts	471	595	683	790	502	553	456	483	1,024	915
F.E.D. (Evictions)	0	0	0	0	0	0	0	0	0	0
Other Civil	63	71	57	40	25	46	34	42	27	2
Pers. Inj./Prop. Damage	16	12	11	8	7	8	9	7	5	6
Small Claims	157	149	145	136	47	61	58	55	87	84
All Civil Case Types	708	827	897	973	582	667	558	586	1,142	1,007
Felonies	396	436	376	373	366	381	268	295	325	519
Misdemeanors	2,241	2,470	1,992	1,727	1,126	977	641	550	719	913
All Criminal Case Types	2,636	2,906	2,368	2,100	1,492	1,358	910	846	1,043	1,433
O.V.I.	173	196	222	197	152	163	134	113	120	122
Other Traffic	4,785	4,439	4,481	4,400	2,748	2,894	2,217	1,821	2,114	2,225
All Traffic Case Types	4,958	4,635	4,702	4,597	2,899	3,056	2,352	1,934	2,234	2,346
All Case Types	8,302	8,368	7,967	7,670	4,974	5,081	3,819	3,366	4,419	4,785

Cuyahoga County

Table 6e. Cleveland Municipal Court, Housing Division, Incoming Cases Per Judge, 2016 to 2025

Case Type	2016	2017	2018	2019	2020	2021	2022	2023	2024	2025
Contracts	0	0	0	0	0	0	0	0	0	0
F.E.D. (Evictions)	9,507	8,612	8,429	8,158	4,499	4,428	5,867	6,893	6,499	5,806
Other Civil	812	671	639	556	293	484	415	353	358	326
Pers. Inj./Prop. Damage	0	0	0	0	0	0	0	0	0	0
Small Claims	201	205	218	181	97	84	91	110	96	83
All Civil Case Types	10,520	9,488	9,286	8,895	4,889	4,996	6,373	7,356	6,953	6,215
Felonies	0	0	0	0	0	0	0	0	0	0
Misdemeanors	4,438	5,680	6,975	7,618	3,010	3,720	2,141	1,651	1,471	1,251
All Criminal Case Types	4,438	5,680	6,975	7,618	3,010	3,720	2,141	1,651	1,471	1,251
O.V.I.	0	0	0	0	0	0	0	0	0	0
Other Traffic	0	0	0	0	0	0	0	0	0	0
All Traffic Case Types	0	0	0	0	0	0	0	0	0	0
All Case Types	14,958	15,168	16,261	16,513	7,899	8,716	8,514	9,007	8,424	7,466

Table 6f. East Cleveland Municipal Court, Incoming Cases Per Judge, 2016 to 2025

Case Type	2016	2017	2018	2019	2020	2021	2022	2023	2024	2025
Contracts	161	216	162	291	133	118	141	172	207	322
F.E.D. (Evictions)	788	772	671	656	503	459	535	588	430	564
Other Civil	32	27	14	12	11	9	4	19	12	9
Pers. Inj./Prop. Damage	0	0	0	0	0	0	0	0	0	0
Small Claims	340	276	318	283	216	302	323	345	204	121
All Civil Case Types	1,321	1,291	1,165	1,242	863	888	1,003	1,124	853	1,016
Felonies	183	206	162	189	213	242	160	75	82	84
Misdemeanors	1,194	1,305	1,305	1,584	1,184	1,006	952	597	506	516
All Criminal Case Types	1,377	1,511	1,467	1,773	1,397	1,248	1,112	672	588	600
O.V.I.	23	23	36	87	66	65	55	26	26	37
Other Traffic	5,443	3,513	4,244	5,458	5,449	5,790	3,016	1,248	754	1,027
All Traffic Case Types	5,466	3,536	4,280	5,545	5,515	5,855	3,071	1,274	780	1,064
All Case Types	8,164	6,338	6,912	8,560	7,775	7,991	5,186	3,070	2,221	2,680

Table 6g. Euclid Municipal Court, Incoming Cases Per Judge, 2016 to 2025

Case Type	2016	2017	2018	2019	2020	2021	2022	2023	2024	2025
Contracts	2,191	2,014	2,382	2,713	1,937	2,008	1,916	1,843	2,609	2,892
F.E.D. (Evictions)	1,649	1,629	1,660	1,532	814	1,039	1,529	1,559	1,484	1,470
Other Civil	161	146	141	101	73	61	61	63	68	85
Pers. Inj./Prop. Damage	20	13	13	7	3	14	19	5	1	5
Small Claims	351	354	456	385	210	185	442	601	578	777
All Civil Case Types	4,372	4,156	4,652	4,738	3,037	3,307	3,967	4,071	4,740	5,229
Felonies	526	649	470	474	300	389	557	589	635	652
Misdemeanors	1,622	1,926	1,430	1,309	1,159	1,545	1,336	1,196	1,279	1,188
All Criminal Case Types	2,148	2,575	1,900	1,783	1,459	1,934	1,893	1,785	1,914	1,840
O.V.I.	222	233	158	154	94	106	117	115	131	164
Other Traffic	5,523	3,425	3,078	3,303	1,890	1,918	2,074	1,645	1,649	1,712
All Traffic Case Types	5,745	3,658	3,236	3,457	1,984	2,024	2,191	1,760	1,780	1,876
All Case Types	12,265	10,389	9,788	9,978	6,480	7,265	8,051	7,616	8,434	8,945

Cuyahoga County

Table 6h. Garfield Heights Municipal Court, Incoming Cases Per Judge, 2016 to 2025

Case Type	2016	2017	2018	2019	2020	2021	2022	2023	2024	2025
Contracts	691	898	952	1,098	857	862	783	874	1,356	1,730
F.E.D. (Evictions)	506	522	562	600	372	405	591	667	539	570
Other Civil	50	56	67	72	85	39	53	39	53	56
Pers. Inj./Prop. Damage	15	12	19	11	1	3	5	2	3	2
Small Claims	509	481	402	360	235	304	410	361	327	269
All Civil Case Types	1,770	1,969	2,002	2,140	1,549	1,612	1,840	1,943	2,277	2,626
Felonies	194	194	187	213	158	180	216	235	242	219
Misdemeanors	1,514	1,618	1,584	1,784	922	991	1,033	1,175	998	953
All Criminal Case Types	1,708	1,811	1,771	1,997	1,079	1,171	1,248	1,410	1,240	1,172
O.V.I.	199	249	231	268	181	199	179	175	172	181
Other Traffic	4,488	5,519	5,083	4,413	2,101	2,067	2,752	2,055	2,569	2,567
All Traffic Case Types	4,687	5,768	5,313	4,681	2,281	2,266	2,931	2,229	2,741	2,748
All Case Types	8,164	9,548	9,086	8,817	4,909	5,048	6,019	5,581	6,258	6,546

Table 6i. Lakewood Municipal Court, Incoming Cases Per Judge, 2016 to 2025

Case Type	2016	2017	2018	2019	2020	2021	2022	2023	2024	2025
Contracts	599	757	912	935	543	569	527	617	835	915
F.E.D. (Evictions)	634	554	505	510	283	376	391	476	444	490
Other Civil	103	117	108	66	55	140	63	77	113	77
Pers. Inj./Prop. Damage	14	9	24	10	54	47	31	58	81	118
Small Claims	1,200	1,108	965	903	543	441	405	496	472	456
All Civil Case Types	2,550	2,545	2,514	2,424	1,478	1,573	1,417	1,724	1,945	2,056
Felonies	503	490	491	215	144	197	233	203	164	246
Misdemeanors	2,504	2,195	1,998	1,548	1,694	1,698	1,553	1,979	2,116	2,027
All Criminal Case Types	3,007	2,685	2,489	1,763	1,838	1,895	1,786	2,182	2,280	2,273
O.V.I.	208	199	198	167	164	193	194	186	234	227
Other Traffic	5,511	5,041	4,409	3,880	2,214	2,629	4,350	5,433	6,212	5,874
All Traffic Case Types	5,719	5,240	4,607	4,047	2,378	2,822	4,544	5,619	6,446	6,101
All Case Types	11,276	10,470	9,610	8,234	5,694	6,290	7,747	9,525	10,671	10,430

Table 6j. Lyndhurst Municipal Court, Incoming Cases Per Judge, 2016 to 2025

Case Type	2016	2017	2018	2019	2020	2021	2022	2023	2024	2025
Contracts	910	1,262	1,392	1,605	1,038	1,020	1,078	1,123	1,207	1,836
F.E.D. (Evictions)	669	929	833	843	523	577	899	853	747	728
Other Civil	34	19	16	34	11	3	15	30	46	82
Pers. Inj./Prop. Damage	9	9	16	16	18	23	7	3	16	17
Small Claims	592	594	569	537	444	500	710	729	651	702
All Civil Case Types	2,214	2,813	2,826	3,035	2,034	2,123	2,709	2,738	2,667	3,365
Felonies	183	244	234	208	177	207	255	295	239	284
Misdemeanors	1,165	1,165	1,292	1,260	748	893	958	1,145	1,090	1,338
All Criminal Case Types	1,348	1,409	1,526	1,468	925	1,100	1,213	1,440	1,329	1,622
O.V.I.	215	236	248	201	153	195	243	223	243	267
Other Traffic	11,388	11,636	11,474	9,708	4,606	6,457	8,849	9,111	8,219	8,271
All Traffic Case Types	11,603	11,872	11,722	9,909	4,759	6,652	9,092	9,334	8,462	8,538
All Case Types	15,165	16,094	16,074	14,412	7,718	9,875	13,014	13,512	12,458	13,525

Cuyahoga County

Table 6k. Parma Municipal Court, Incoming Cases Per Judge, 2016 to 2025

Case Type	2016	2017	2018	2019	2020	2021	2022	2023	2024	2025
Contracts	723	1,032	1,053	1,266	785	842	815	874	1,170	1,526
F.E.D. (Evictions)	455	406	400	435	282	348	453	438	406	435
Other Civil	52	63	91	61	33	48	44	41	40	33
Pers. Inj./Prop. Damage	19	12	8	5	7	5	7	7	2	2
Small Claims	348	337	281	276	222	260	394	388	326	284
All Civil Case Types	1,597	1,849	1,833	2,042	1,329	1,502	1,712	1,748	1,943	2,280
Felonies	294	333	362	349	304	374	322	312	278	262
Misdemeanors	1,683	1,923	1,816	1,720	965	1,293	1,324	1,380	1,135	1,153
All Criminal Case Types	1,977	2,256	2,178	2,069	1,269	1,667	1,646	1,691	1,413	1,415
O.V.I.	179	213	199	145	141	198	185	174	143	128
Other Traffic	5,292	5,923	5,911	7,104	4,173	5,778	5,954	6,608	5,644	5,903
All Traffic Case Types	5,471	6,136	6,109	7,249	4,314	5,976	6,139	6,782	5,787	6,031
All Case Types	9,045	10,241	10,120	11,360	6,912	9,145	9,497	10,222	9,143	9,727

Table 6l. Rocky River Municipal Court, Incoming Cases Per Judge, 2016 to 2025

Case Type	2016	2017	2018	2019	2020	2021	2022	2023	2024	2025*
Contracts	535	671	356	880	580	646	577	596	827	887
F.E.D. (Evictions)	176	177	81	158	128	142	166	168	171	122
Other Civil	151	174	86	162	117	115	144	120	144	95
Pers. Inj./Prop. Damage	6	3	3	5	4	4	4	3	2	1
Small Claims	365	400	199	339	209	242	293	349	326	266
All Civil Case Types	1,232	1,425	724	1,543	1,038	1,148	1,183	1,235	1,468	1,372
Felonies	344	352	202	476	320	403	353	437	399	349
Misdemeanors	1,951	2,223	1,071	1,967	1,401	1,456	1,473	1,517	1,480	1,408
All Criminal Case Types	2,295	2,574	1,272	2,443	1,721	1,859	1,826	1,954	1,878	1,757
O.V.I.	261	363	166	359	279	274	315	285	284	230
Other Traffic	5,635	4,574	2,336	4,094	2,639	2,801	3,110	3,051	3,932	3,118
All Traffic Case Types	5,896	4,937	2,502	4,452	2,918	3,075	3,425	3,336	4,215	3,348
All Case Types	9,422	8,936	4,498	8,438	5,677	6,081	6,433	6,525	7,561	6,476

* The court is implementing a case management system conversion and has not yet been able to provide data for June through December 2025.
Data shown above is an annual estimate based on January through May data.

Table 6m. Shaker Heights Municipal Court, Incoming Cases Per Judge, 2016 to 2025

Case Type	2016	2017	2018	2019	2020	2021	2022	2023	2024	2025
Contracts	580	671	685	721	475	553	522	640	846	1,011
F.E.D. (Evictions)	460	465	466	458	357	466	689	610	651	736
Other Civil	38	25	15	27	35	24	31	38	44	49
Pers. Inj./Prop. Damage	30	12	29	12	4	2	9	9	16	10
Small Claims	691	812	761	646	472	588	646	823	566	593
All Civil Case Types	1,799	1,985	1,956	1,864	1,343	1,633	1,897	2,120	2,123	2,399
Felonies	194	254	238	190	152	181	197	199	189	156
Misdemeanors	1,643	1,992	1,928	1,999	1,728	1,564	1,501	1,915	1,560	1,525
All Criminal Case Types	1,837	2,246	2,166	2,189	1,880	1,745	1,698	2,114	1,749	1,681
O.V.I.	318	373	436	440	432	382	349	366	346	390
Other Traffic	10,194	10,969	10,731	12,716	8,633	9,565	9,799	8,494	8,748	11,037
All Traffic Case Types	10,512	11,342	11,167	13,156	9,065	9,947	10,148	8,860	9,094	11,427
All Case Types	14,148	15,573	15,289	17,209	12,288	13,325	13,743	13,094	12,966	15,507

Cuyahoga County

Table 6n. South Euclid Municipal Court, Incoming Cases Per Judge, 2016 to 2025

Case Type	2016	2017	2018	2019	2020	2021	2022	2023	2024	2025
Contracts	351	475	756	784	189	352	305	466	697	865
F.E.D. (Evictions)	211	234	205	253	127	153	211	198	224	190
Other Civil	16	22	28	32	7	5	11	17	19	40
Pers. Inj./Prop. Damage	7	2	25	2	2	2	2	2	1	4
Small Claims	456	472	692	611	252	456	395	432	548	531
All Civil Case Types	1,041	1,205	1,706	1,682	577	968	924	1,115	1,489	1,630
Felonies	130	215	202	133	130	138	118	134	149	106
Misdemeanors	1,187	1,322	1,379	1,334	985	1,017	1,266	1,370	1,164	1,196
All Criminal Case Types	1,317	1,537	1,581	1,467	1,115	1,155	1,384	1,504	1,313	1,302
O.V.I.	67	65	62	49	50	41	60	70	72	89
Other Traffic	4,034	3,397	3,528	3,847	2,272	3,123	2,439	2,570	3,693	2,741
All Traffic Case Types	4,101	3,462	3,590	3,896	2,322	3,164	2,499	2,640	3,765	2,830
All Case Types	6,459	6,204	6,877	7,045	4,014	5,287	4,807	5,259	6,567	5,762

Cuyahoga County

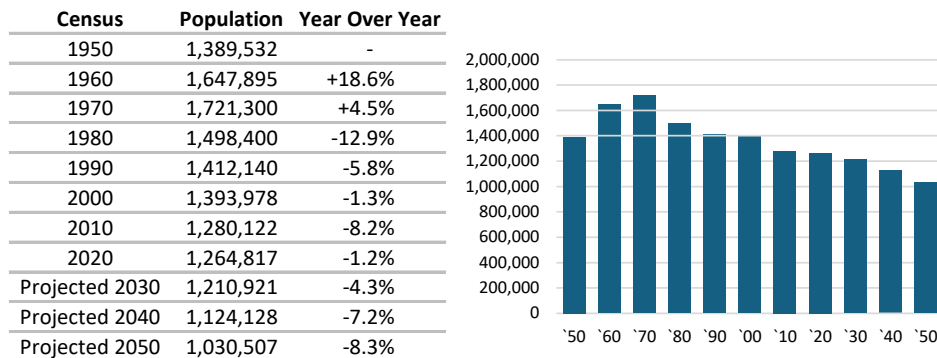
Magistrate History

Table 7. Number of Magistrates

Court	Court of Common Pleas																		
	Domestic Relations Division	General Division	Juvenile Division	Probate Division	Bedford Municipal Court	Berea Municipal Court	Cleveland Heights Municipal Court	Cleveland Municipal Court	Cleveland Municipal Court (Housing)	East Cleveland Municipal Court	Euclid Municipal Court	Garfield Heights Municipal Court	Lakewood Municipal Court	Lyndhurst Municipal Court	Parma Municipal Court	Rocky River Municipal Court	Shaker Heights Municipal Court	South Euclid Municipal Court	
1996	18	4	16	21	4	0	3	14	2	1	4	2	2	1	2	3	3	1	
1997	16	4	17	21	4	0	3	15	2	1	3	1	2	1	4	2	3	1	
1998	16	5	21	24	4	0	2	17	3	1	2	1	3	1	3	2	3	1	
1999	18	5	25	23	4	0	2	18	2	1	2	3	3	1	3	2	3	1	
2000	17	6	29	22	5	1	2	17	3	3	3	2	2	1	3	2	4	1	
2001	16	6	31	21	6	3	2	21	3	1	2	2	3	1	3	2	4	1	
2002	17	5	31	23	6	3	1	19	4	1	2	2	3	1	3	2	4	1	
2003	17	7	31	25	6	5	1	21	4	1	2	2	3	1	3	3	4	1	
2004	17	8	31	24	6	6	1	21	4	1	2	3	3	2	3	3	4	1	
2005	18	11	35	24	6	6	1	23	4	1	2	3	3	1	3	4	4	1	
2006	17	13	34	23	6	6	1	24	3	2	2	3	3	1	4	4	4	1	
2007	17	16	36	23	8	7	1	25	4	2	2	3	3	1	3	5	4	1	
2008	17	17	39	23	7	6	1	22	4	2	2	3	2	1	4	5	4	1	
2009	19	16	40	24	6	6	1	21	4	2	2	3	2	1	3	5	4	1	
2010	20	15	36	18	8	5	1	21	4	2	2	4	3	1	4	4	4	1	
2011	18	15	34	18	9	5	1	21	4	1	2	4	2	1	4	5	4	1	
2012	16	15	34	18	9	5	1	17	4	2	2	4	2	2	3	5	4	2	
2013	19	17	30	18	8	4	1	17	5	1	2	4	3	2	3	4	4	1	
2014	20	19	30	18	8	6	1	15	5	1	2	4	3	1	3	4	4	1	
2015	20	19	31	20	6	6	1	14	5	1	2	5	3	1	3	6	4	1	
2016	19	18	30	22	5	6	1	13	5	1	2	3	3	2	3	8	5	1	
2017	20	16	31	21	4	6	1	13	5	1	2	3	3	4	4	7	5	1	
2018	21	14	30	19	7	5	4	12	5	1	3	3	3	4	3	6	4	1	
2019	20	15	27	19	7	5	3	12	6	1	3	4	3	5	3	6	4	1	
2020	20	13	27	20	7	5	3	12	10	1	4	3	3	4	4	5	4	1	
2021	24	12	29	18	7	7	1	11	7	1	4	8	3	5	3	5	6	1	
2022	20	12	32	20	7	5	1	13	8	1	3	9	5	4	3	4	6	1	
2023	20	12	31	22	7	4	1	13	11	1	3	6	4	2	3	4	4	1	
2024	22	12	36	17	6	5	1	12	8	1	3	6	5	2	4	7	5	2	
2025	20	12	32	19	8	5	5	13	10	1	5	5	6	3	4	6	4	1	

County Population

Figure 1. County Population Trend



Note: Projections from Ohio Department of Development, Office of Research, County Trends Reports

Darke County

Court of Common Pleas

Since 1953, Darke County Court of Common Pleas has consisted of two divisions: a combined General and Domestic Relations Division and a combined Probate and Juvenile Division, each with one judgeship.

Table 1. Court of Common Pleas, Historical Changes

Year	Configuration	Divisional Configuration						Total Judges
		General and DR			Probate and Juvenile			
		Judges	Filings		Judges	Filings		
		Gen.	DR		Prob.	Juv.		
1953	Gen/DR + Prob/Juv	1	nd	nd	1	nd	nd	2
1960	Gen/DR + Prob/Juv	1	340	131	1	nd	nd	2
1972	Gen/DR + Prob/Juv	1	-	-	1	nd	239	2
1974	Gen/DR + Prob/Juv	1	-	-	1	754	-	2
2025	Gen/DR + Prob/Juv	1	626	363	1	385	723	2

Note: Number of filings (incoming cases per judge) is shown where either (1) data for that subject matter was first collected, (2) a new judgeship was added, or (3) the divisional configuration of the court was changed. Years with no such changes are excluded from the table. "nd" means no data available. Current data (2025) are shown at the bottom of the table. Probate courts did not become part of the courts of common pleas until 1970.

Table 2. Court of Common Pleas, Current Roster

Division	Judge	Current	Age at	Age Barred	Next Election	Election Type
		Term End	Next Term Start	From Seeking New Term		
General and DR	Aslinger, Jason R.	02/08/27	55	No	11/03/26	FTC: 02-09-2027
Probate and Juvenile	Flieman, Travis L.	12/31/28	58	No	11/07/28	FTC: 01-01-2029

Note: "FTC" means Full Term Commencing [date].

Table 3a. Civil and Criminal Cases, Incoming Cases Per Judge, 2016 to 2025

Case Type	2016	2017	2018	2019	2020	2021	2022	2023	2024	2025
Administrative Appeals	2	1	0	0	0	3	2	1	2	1
Complex Litigation	0	0	0	0	0	1	1	0	0	0
Foreclosures	124	117	86	99	54	28	78	101	80	95
Other Civil	211	165	145	144	187	163	120	153	206	219
Other Torts	32	18	17	15	18	20	13	32	15	19
Product Liability	0	0	0	0	0	0	0	0	0	0
Professional Tort	0	0	0	1	1	1	1	0	0	0
Workers' Compensation	17	13	12	15	16	25	18	11	12	7
All Civil Case Types	224	219	253	265	261	221	212	314	311	326
Criminal	219	253	265	261	221	212	314	311	326	285
All Case Types	443	472	518	526	482	433	526	625	637	611

Darke County

Table 3b. Domestic Relations Cases, Incoming Cases Per Judge, 2016 to 2025

Case Type	2016	2017	2018	2019	2020	2021	2022	2023	2024	2025
All Others	30	11	10	12	14	8	12	16	16	23
Change of Custody	31	35	36	31	14	24	26	30	22	10
Domestic Violence	101	105	109	109	100	88	93	121	95	87
Marriage Dissolutions w/Children	41	43	37	40	39	32	44	29	25	22
Marriage Dissolutions w/o Children	71	61	41	52	60	35	37	36	40	39
Marriage Terminations w/Children	56	47	55	48	31	43	41	34	32	36
Marriage Terminations w/o Children	37	40	35	42	23	40	51	39	46	25
Parentage	0	0	0	0	0	0	0	0	0	0
Support - Enforce or Modify	87	83	95	92	51	72	82	83	113	118
U.I.F.S.A.	0	0	0	0	0	0	0	5	4	2
Visitation - Enforce or Modify	11	11	5	13	10	14	3	16	5	1
All Case Types	465	436	423	439	342	356	389	409	398	363

Table 3c. Juvenile Cases, Incoming Cases Per Judge, 2016 to 2025

Case Type	2016	2017	2018	2019	2020	2021	2022	2023	2024	2025
Abuse, Neglect or Dependency	43	44	28	25	30	32	21	49	52	43
Adult Cases	6	6	8	2	4	2	9	27	29	17
All Others	40	51	32	34	28	55	89	48	40	19
Custody/Visitation	28	3	3	0	1	6	4	0	0	0
Delinquency	228	245	237	217	134	153	196	191	163	196
Parentage	9	5	3	0	1	2	1	0	1	0
Permanent Custody	0	0	0	0	0	0	0	0	0	0
Support - Enforce or Modify	260	322	315	290	128	264	229	234	220	211
Traffic	231	213	191	180	134	136	105	143	143	136
U.I.F.S.A.	0	0	0	0	0	0	0	0	0	0
Unruly	148	158	144	130	105	142	154	150	127	101
All Case Types	993	1047	961	878	565	792	808	842	775	723

Table 3d. Probate Cases, Incoming Cases Per Judge, 2016 to 2025

Case Type	2016	2017	2018	2019	2020	2021	2022	2023	2024	2025
Adoptions	36	25	16	26	25	20	23	19	18	19
Birth Records	3	1	6	12	7	4	2	3	7	4
Change of Name	19	17	14	26	27	28	18	37	23	19
Civil Actions	12	12	14	13	6	9	7	6	6	14
Civil Commitments	0	3	2	1	8	20	27	1	0	0
Conservatorships	0	1	0	1	1	0	1	0	0	0
Decedents' Estates	350	369	384	353	364	425	399	320	316	289
Guardianships of Adults	25	34	33	31	37	55	26	25	38	25
Guardianships of Minors	16	18	3	2	6	8	5	4	4	8
Minors' Settlements	1	6	10	6	12	6	8	6	4	6
Testamentary Trusts	8	5	13	3	3	2	7	4	4	1
Wrongful Death	6	0	0	3	2	4	0	6	4	0
All Case Types	476	491	495	477	498	581	523	431	424	385

Darke County

Municipal and County Courts

Darke County Municipal Court, consisting of one full-time judgeship, is the only limited jurisdiction trial court in Darke County. Prior to January 1, 2006, the sole limited jurisdiction trial court in Darke County was the Darke County Court, consisting of two part-time judgeships. In 2005, that court was abolished and its caseload was transferred to the newly established Darke County Municipal Court, with a single full-time judgeship.

Table 4. Limited Jurisdiction Trial Courts, Historical Changes

Year	Darke County Court		Darke County Municipal Court		Total Judges
	Judges	Filings	Judges	Filings	
1958	2 (pt)	nd	N/A	N/A	2
1975	2 (pt)	3,176	N/A	N/A	2
2006	N/A	N/A	1 (ft)	6,197	1
2025	N/A	N/A	1 (ft)	3,995	1

Note: Number of filings (incoming cases per judge) is shown where either (1) data for that court was first collected, (2) a new judgeship was added, or (3) a part-time judgeship (denoted as "(pt)") was converted to full-time status (denoted as "(ft)"). Years with no such changes are excluded from the table. "nd" means no data available. "N/A" means not applicable because court did not exist. Current data (2025) are shown at the bottom of the table.

Table 5. Darke County Municipal Court, Current Roster

Court	Judge	Current	Age at	Age Barred	Next Election	Election Type
		Term End	Next Term Start	From Seeking New Term		
Darke Co. MC	Monnin, Julie L.	12/31/29	58	No	11/06/29	FTC: 01-01-2030

Note: "FTC" means Full Term Commencing [date].

Table 6. Darke County Municipal Court, Incoming Cases Per Judge, 2016 to 2025

Case Type	2016	2017	2018	2019	2020	2021	2022	2023	2024	2025
Contracts	959	1,023	1,156	1,067	759	817	807	736	961	1,045
F.E.D. (Evictions)	169	172	176	149	117	127	150	119	94	137
Other Civil	10	12	12	9	4	10	6	14	9	8
Pers. Inj./Prop. Damage	18	15	10	4	11	10	12	6	4	1
Small Claims	175	115	126	123	82	64	90	66	60	53
All Civil Case Types	1,331	1,337	1,480	1,352	973	1,028	1,065	941	1,128	1,244
Felonies	0	0	0	0	0	0	0	0	0	0
Misdemeanors	1,206	1,186	947	947	932	935	727	645	583	502
All Criminal Case Types	1,206	1,186	947	947	932	935	727	645	583	502
O.V.I.	178	198	164	146	147	143	113	102	93	110
Other Traffic	3,404	3,207	4,170	2,900	1,943	2,406	1,881	2,017	2,129	2,139
All Traffic Case Types	3,582	3,405	4,334	3,046	2,090	2,549	1,994	2,119	2,222	2,249
All Case Types	6,119	5,928	6,761	5,345	3,995	4,512	3,786	3,705	3,933	3,995

Darke County

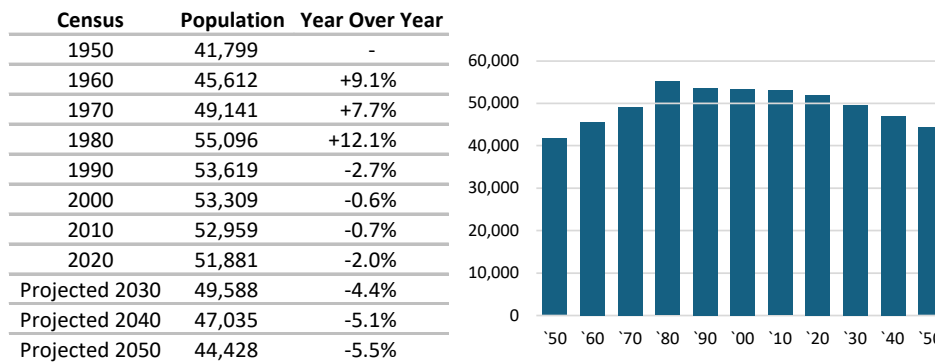
Magistrate History

Table 7. Number of Magistrates

Year	Court of Common Pleas		
	General and Domestic Relations	Probate and Juvenile Division	Darke County Municipal Court
	Division	Juvenile Division	Municipal Court
1996	1	0	0
1997	1	1	0
1998	1	1	0
1999	1	1	0
2000	1	1	0
2001	1	1	0
2002	1	1	0
2003	1	1	0
2004	1	1	0
2005	1	1	0
2006	1	1	0
2007	1	1	0
2008	1	1	0
2009	1	1	0
2010	1	1	0
2011	1	1	0
2012	1	1	0
2013	1	1	0
2014	1	1	0
2015	1	1	0
2016	2	1	0
2017	1	1	0
2018	1	1	0
2019	1	1	0
2020	1	1	0
2021	1	1	0
2022	1	2	0
2023	2	1	0
2024	2	1	0
2025	2	1	0

County Population

Figure 1. County Population Trend



Note: Projections from Ohio Department of Development, Office of Research, County Trends Reports

Defiance County

Court of Common Pleas

Since 1955, the Defiance County Court of Common Pleas has consisted of two divisions: a combined General and Domestic Relations Division and a combined Probate and Juvenile Division, each with one judgeship.

Table 1. Court of Common Pleas, Historical Changes

Year	Configuration	Divisional Configuration						Total Judges
		General and DR			Probate and Juvenile			
		Judges	Filings		Judges	Filings		
		Gen.	DR		Prob.	Juv.		
1955	Gen/DR + Prob/Juv	1	nd	nd	1	nd	nd	2
1960	Gen/DR + Prob/Juv	1	136	174	1	nd	nd	2
1972	Gen/DR + Prob/Juv	1	-	-	1	-	515	2
1974	Gen/DR + Prob/Juv	1	-	-	1	338	-	2
2025	Gen/DR + Prob/Juv	1	635	190	1	373	695	2

Note: Number of filings (incoming cases per judge) is shown where either (1) data for that subject matter was first collected, (2) a new judgeship was added, or (3) the divisional configuration of the court was changed. Years with no such changes are excluded from the table. "nd" means no data available. Current data (2025) are shown at the bottom of the table. Probate courts did not become part of the courts of common pleas until 1970.

Table 2. Court of Common Pleas, Current Roster

Division	Judge	Current	Age at	Age Barred	Next	
		Term End	Next Term Start	From Seeking New Term	Election	Election Type
General and DR	Schmenk, Joseph N.	02/08/27	70	Yes	11/03/26	FTC: 02-09-2027
Probate and Juvenile	Strausbaugh, Jeffrey A.	02/08/27	70	Yes	11/03/26	FTC: 02-09-2027

Note: "FTC" means Full Term Commencing [date].

Table 3a. Civil and Criminal Cases, Incoming Cases Per Judge, 2016 to 2025

Case Type	2016	2017	2018	2019	2020	2021	2022	2023	2024	2025
Administrative Appeals	0	1	3	0	1	2	0	0	0	2
Complex Litigation	0	1	0	0	0	0	0	1	0	0
Foreclosures	84	82	61	65	40	29	53	71	49	45
Other Civil	109	119	129	122	78	103	160	145	181	237
Other Torts	20	18	28	16	28	26	16	24	23	14
Product Liability	0	0	0	2	1	0	0	0	1	0
Professional Tort	0	0	0	0	1	2	0	2	0	3
Workers' Compensation	13	9	12	3	2	6	8	12	9	8
All Civil Case Types	226	230	233	208	151	168	237	255	263	309
Criminal	248	288	367	378	392	389	361	305	286	326
All Case Types	474	518	600	586	543	557	598	560	549	635

Defiance County

Table 3b. Domestic Relations Cases, Incoming Cases Per Judge, 2016 to 2025

Case Type	2016	2017	2018	2019	2020	2021	2022	2023	2024	2025
All Others	2	7	4	6	2	8	3	7	4	6
Change of Custody	7	22	9	25	10	10	13	14	12	8
Domestic Violence	9	13	13	9	5	23	31	32	25	26
Marriage Dissolutions w/Children	41	23	26	23	33	37	30	23	20	17
Marriage Dissolutions w/o Children	27	49	41	19	29	31	34	32	35	36
Marriage Terminations w/Children	58	47	42	44	46	38	25	25	35	36
Marriage Terminations w/o Children	34	38	36	38	25	32	23	31	28	32
Parentage	0	0	0	0	0	0	0	0	0	0
Support - Enforce or Modify	5	8	8	10	6	11	5	13	3	5
U.I.F.S.A.	9	14	13	12	9	13	14	14	14	11
Visitation - Enforce or Modify	1	8	15	11	10	12	12	5	2	13
All Case Types	193	229	207	197	175	215	190	196	178	190

Table 3c. Juvenile Cases, Incoming Cases Per Judge, 2016 to 2025

Case Type	2016	2017	2018	2019	2020	2021	2022	2023	2024	2025
Abuse, Neglect or Dependency	26	27	44	46	32	38	14	35	19	33
Adult Cases	16	14	2	4	2	8	1	9	11	8
All Others	0	0	5	3	1	18	7	4	5	1
Custody/Visitation	19	31	90	123	84	128	107	86	115	100
Delinquency	176	193	222	228	157	189	207	243	195	136
Parentage	4	35	10	12	15	10	12	8	9	7
Permanent Custody	0	0	5	3	7	3	2	5	5	1
Support - Enforce or Modify	67	163	207	253	167	227	266	217	230	211
Traffic	247	256	234	243	136	187	187	208	181	158
U.I.F.S.A.	0	0	0	0	0	0	0	0	0	0
Unruly	34	38	22	46	32	45	36	29	40	40
All Case Types	589	757	841	961	633	853	839	844	810	695

Table 3d. Probate Cases, Incoming Cases Per Judge, 2016 to 2025

Case Type	2016	2017	2018	2019	2020	2021	2022	2023	2024	2025
Adoptions	20	18	21	23	17	15	23	18	18	22
Birth Records	2	3	0	5	3	3	2	0	1	2
Change of Name	21	13	12	26	23	25	20	24	30	20
Civil Actions	20	14	13	21	12	17	19	8	14	11
Civil Commitments	8	12	10	3	5	15	9	11	14	9
Conservatorships	1	0	0	0	0	2	0	0	1	1
Decedents' Estates	273	268	268	257	266	293	287	267	241	269
Guardianships of Adults	31	31	29	20	14	35	20	14	22	25
Guardianships of Minors	5	7	7	10	3	8	11	9	5	4
Minors' Settlements	1	3	4	3	4	3	1	0	7	5
Testamentary Trusts	4	4	1	3	1	0	1	1	0	3
Wrongful Death	4	8	7	2	1	1	2	4	3	2
All Case Types	390	381	372	373	349	417	395	356	356	373

Defiance County

Municipal and County Courts

Defiance Municipal Court, consisting of one full-time judgeship, is the only limited jurisdiction trial court in Defiance County. Since its inception in 1958, it has not undergone any changes in its structure or number of judgeships.

Table 4. Defiance Municipal Court, Historical Changes

Year	Judges	Filings
1958	1 (ft)	nd
1975	1 (ft)	6,042
2025	1 (ft)	7,541

Note: Number of filings (incoming cases per judge) is shown where either (1) data for that court was first collected, (2) a new judgeship was added, or (3) a part-time judgeship (denoted as "(pt)") was converted to full-time status (denoted as "(ft)"). Years with no such changes are excluded from the table. "nd" means no data available. "N/A" means not applicable because court did not exist. Current data (2025) are shown at the bottom of the table.

Table 5. Defiance Municipal Court, Current Roster

Court	Judge	Current Term End	Age at Next Term Start	Age Barred From Seeking New Term	Next Election	Election Type
Defiance MC	Essex, Troy A.	12/31/29	54	No	11/06/29	FTC: 01-01-2030

Note: "FTC" means Full Term Commencing [date].

Table 6. Defiance Municipal Court, Incoming Cases Per Judge, 2016 to 2025

Case Type	2016	2017	2018	2019	2020	2021	2022	2023	2024	2025
Contracts	493	590	738	881	566	625	530	554	764	845
F.E.D. (Evictions)	162	139	151	168	124	109	113	123	120	110
Other Civil	59	42	62	31	15	38	59	58	73	49
Pers. Inj./Prop. Damage	12	14	12	9	14	8	3	7	4	3
Small Claims	165	211	180	195	102	137	146	112	134	150
All Civil Case Types	891	996	1,143	1,284	821	917	851	854	1,095	1,157
Felonies	127	187	206	189	179	179	189	152	132	168
Misdemeanors	1,313	1,575	1,374	1,375	1,337	1,383	1,300	1,493	1,217	1,187
All Criminal Case Types	1,440	1,762	1,580	1,564	1,516	1,562	1,489	1,645	1,349	1,355
O.V.I.	330	342	368	283	244	325	393	426	357	303
Other Traffic	7,022	8,098	7,200	6,761	4,079	4,800	5,576	5,484	5,671	4,726
All Traffic Case Types	7,352	8,440	7,568	7,044	4,323	5,125	5,969	5,910	6,028	5,029
All Case Types	9,683	11,198	10,291	9,892	6,660	7,604	8,309	8,409	8,472	7,541

Defiance County

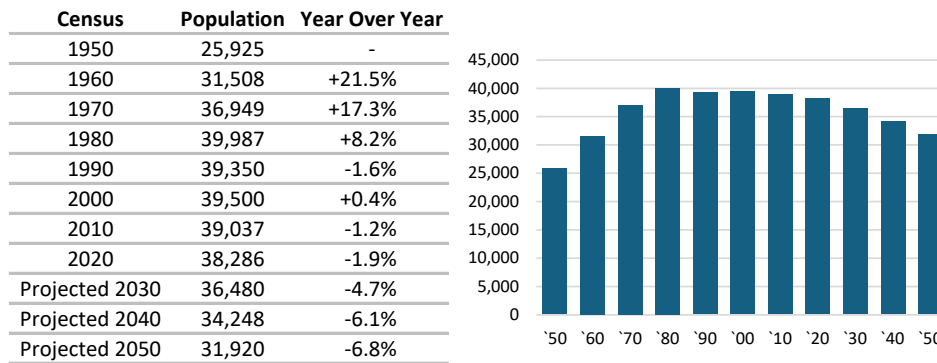
Magistrate History

Table 7. Number of Magistrates

Year	Court of Common Pleas		
	General and Domestic Relations Division	Probate and Juvenile Division	Defiance County Municipal Court
1996	3	0	1
1997	2	0	1
1998	2	0	1
1999	2	0	1
2000	2	0	1
2001	2	0	1
2002	2	0	1
2003	2	0	0
2004	2	0	0
2005	2	0	0
2006	2	0	0
2007	2	0	0
2008	2	0	0
2009	2	0	0
2010	2	0	0
2011	2	0	0
2012	2	0	0
2013	2	0	0
2014	2	0	0
2015	2	0	0
2016	2	0	0
2017	2	1	0
2018	1	1	0
2019	0	1	0
2020	0	1	0
2021	0	1	0
2022	0	1	0
2023	0	1	0
2024	0	1	0
2025	0	1	0

County Population

Figure 1. County Population Trend



Note: Projections from Ohio Department of Development, Office of Research, County Trends Reports

Delaware County

Court of Common Pleas

The Delaware County Court of Common Pleas currently consists of three divisions: a two-judge General Division, a single-judge Domestic Relations Division, and a single-judge Probate and Juvenile Division. Prior to 1955, the court consisted of a single-judge combined General and Domestic Relations Division and a single-judge combined Probate and Juvenile Division. In 1991, the General Assembly added a second judgeship to the combined General and Domestic Relations Division. Then, in 2017, the General Assembly reconfigured the court to have a separately administered Domestic Relations Division, and an additional judgeship was added to the court.

Table 1. Court of Common Pleas, Historical Changes

Year	Configuration	Divisional Configuration										Total Judges
		General Only		DR Only		Probate and Juvenile			General and DR			
		Judges	Filings	Judges	Filings	Judges	Filings		Judges	Filings		
					Prob.	Juv.		Gen.	DR			
1955	Gen/DR + Prob/Juv	N/A	N/A	N/A	N/A	1	nd	nd	1	N/A	N/A	2
1960	Gen/DR + Prob/Juv	N/A	N/A	N/A	N/A	1	nd	nd	1	172	114	2
1972	Gen/DR + Prob/Juv	N/A	N/A	N/A	N/A	1	nd	1,580	1	-	-	2
1974	Gen/DR + Prob/Juv	N/A	N/A	N/A	N/A	1	847	-	1	-	-	2
1991	Gen/DR + Prob/Juv	N/A	N/A	N/A	N/A	1	520	1,710	2	719	798	3
1995	Gen/DR + Prob/Juv	N/A	N/A	N/A	N/A	1	567	2,362	2	1,207	721	3
2017	Gen + DR + Prob/Juv	2	776	1	2,198	1	806	1,682	N/A	N/A	N/A	4
2025	Gen + DR + Prob/Juv	2	1,157	1	2,395	1	979	1,333	N/A	N/A	N/A	4

Note: Number of filings (incoming cases per judge) is shown where either (1) data for that subject matter was first collected, (2) a new judgeship was added, or (3) the divisional configuration of the court was changed. Years with no such changes are excluded from the table. "nd" means no data available. "N/A" means not applicable because division type did not exist. Current data (2025) are shown at the bottom of the table. Probate courts did not become part of the courts of common pleas until 1970.

Table 2. Court of Common Pleas, Current Roster

Division	Judge	Current	Age at	Age Barred	Next	
		Term End	Next Term Start	From Seeking New Term	Election	Election Type
Domestic Relations	Fuller, Randall D.	12/31/28	59	No	11/07/28	FTC: 01-01-2029
General	Hemmeter, Marianne T.	02/08/27	55	No	11/03/26	FTC: 02-09-2027
	Schuck, James P.	12/31/30	55	No	11/05/30	FTC: 01-01-2031
Probate and Juvenile	Hejmanowski, David A.	02/08/27	51	No	11/03/26	FTC: 02-09-2027

Note: "FTC" means Full Term Commencing [date].

Delaware County

Table 3a. Civil and Criminal Cases, Incoming Cases Per Judge, 2016 to 2025

Case Type	2016	2017	2018	2019	2020	2021	2022	2023	2024	2025
Administrative Appeals	3	4	4	5	3	6	7	20	21	12
Complex Litigation	0	0	1	0	1	0	2	1	3	3
Foreclosures	77	135	136	117	56	45	86	74	83	123
Other Civil	79	157	156	179	180	192	191	348	497	547
Other Torts	37	83	66	69	64	69	59	74	73	85
Product Liability	0	0	3	0	2	1	1	1	2	2
Professional Tort	3	7	4	3	4	2	3	4	3	7
Workers' Compensation	9	22	22	23	24	27	25	21	28	30
All Civil Case Types	207	407	391	395	331	341	372	541	708	807
Criminal	182	370	379	493	425	397	365	354	340	350
All Case Types	389	776	770	888	756	738	737	894	1,048	1,157

Table 3b. Domestic Relations Cases, Incoming Cases Per Judge, 2016 to 2025

Case Type	2016	2017	2018	2019	2020	2021	2022	2023	2024	2025
All Others	24	117	146	150	165	139	135	155	180	211
Change of Custody	34	256	204	219	232	267	265	226	223	200
Domestic Violence	46	105	100	127	151	162	175	147	157	211
Marriage Dissolutions w/Children	76	126	120	123	117	141	141	147	157	157
Marriage Dissolutions w/o Children	70	107	118	122	131	141	172	166	164	162
Marriage Terminations w/Children	101	151	216	181	192	207	221	215	218	206
Marriage Terminations w/o Children	57	111	111	127	139	150	151	145	173	144
Parentage	0	23	34	31	44	38	26	26	32	25
Support - Enforce or Modify	190	1,090	1,233	1,159	1,043	1,004	992	1,058	1,064	1,016
U.I.F.S.A.	0	18	15	13	14	20	21	20	21	21
Visitation - Enforce or Modify	17	94	73	80	68	57	63	51	43	42
All Case Types	613	2,198	2,370	2,332	2,296	2,326	2,362	2,356	2,432	2,395

Table 3c. Juvenile Cases, Incoming Cases Per Judge, 2016 to 2025

Case Type	2016	2017	2018	2019	2020	2021	2022	2023	2024	2025
Abuse, Neglect or Dependency	69	63	58	44	73	55	33	41	69	30
Adult Cases	86	84	77	82	50	70	53	73	107	102
All Others	36	32	32	34	31	33	14	28	14	23
Custody/Visitation	203	0	9	10	14	13	14	17	14	30
Delinquency	418	459	391	385	227	243	312	427	448	386
Parentage	71	0	0	0	1	0	0	0	1	0
Permanent Custody	2	7	3	8	2	3	17	4	5	2
Support - Enforce or Modify	368	0	5	12	7	9	3	3	7	15
Traffic	833	896	757	789	591	597	564	704	608	631
U.I.F.S.A.	9	0	0	0	0	0	1	0	0	0
Unruly	118	141	178	102	74	99	108	157	113	114
All Case Types	2,213	1,682	1,510	1,466	1,070	1,122	1,119	1,454	1,386	1,333

Delaware County

Table 3d. Probate Cases, Incoming Cases Per Judge, 2016 to 2025

Case Type	2016	2017	2018	2019	2020	2021	2022	2023	2024	2025
Adoptions	44	48	52	41	34	44	46	45	35	28
Birth Records	2	6	6	6	4	3	8	8	8	6
Change of Name	82	92	100	126	117	153	157	167	148	181
Civil Actions	11	34	15	15	14	24	28	18	16	22
Civil Commitments	2	2	1	2	3	1	5	3	1	2
Conservatorships	2	1	1	1	0	0	0	0	0	0
Decedents' Estates	485	501	487	546	542	602	653	663	610	580
Guardianships of Adults	66	45	57	70	64	63	70	94	83	76
Guardianships of Minors	27	34	44	35	27	24	20	36	14	28
Minors' Settlements	10	20	19	8	14	15	14	27	5	29
Testamentary Trusts	14	7	11	7	2	5	11	5	7	9
Wrongful Death	23	16	15	12	7	13	14	23	24	18
All Case Types	768	806	808	869	828	947	1,026	1,089	951	979

Municipal and County Courts

Since 1954, Delaware Municipal Court has been the sole limited jurisdiction trial court in Delaware County. In 2008, an additional judgeship was added to the court.

Table 4. Delaware Municipal Court, Historical Changes

Year	Judges	Filings
1954	1 (ft)	nd
1975	1 (ft)	11,969
2008	2 (ft)	11,940
2025	2 (ft)	7,610

Note: Number of filings (incoming cases *per judge*) is shown where either (1) data for that court was first collected, (2) a new judgeship was added, or (3) a part-time judgeship (denoted as "(pt)") was converted to full-time status (denoted as "(ft)"). Years with no such changes are excluded from the table. "nd" means no data available. "N/A" means not applicable because court did not exist. Current data (2025) are shown at the bottom of the table.

Table 5. Delaware Municipal Court, Current Roster

Court	Judge	Current	Age at	Age Barred		
		Term	Next Term	From Seeking	Next	
		End	Start	New Term	Election	Election Type
Delaware MC	Fowler, Mark W.	01/01/32	56	No	11/04/31	FTC: 01-02-2032
	Rohrer, Kyle E.	12/31/31	61	No	11/04/31	FTC: 01-01-2032

Note: "FTC" means Full Term Commencing [date].

Delaware County

Table 6. Delaware Municipal Court, Incoming Cases Per Judge, 2016 to 2025

Case Type	2016	2017	2018	2019	2020	2021	2022	2023	2024	2025
Contracts	554	684	811	908	698	806	694	800	1,030	1,383
F.E.D. (Evictions)	213	210	261	284	221	215	351	366	364	369
Other Civil	22	14	14	12	5	13	8	8	8	4
Pers. Inj./Prop. Damage	16	19	23	17	23	14	10	8	8	10
Small Claims	141	154	150	124	104	103	110	103	114	71
All Civil Case Types	945	1,080	1,258	1,345	1,049	1,150	1,173	1,284	1,523	1,837
Felonies	200	211	193	156	7	0	0	0	0	0
Misdemeanors	1,957	1,878	1,899	1,638	1,102	1,101	872	874	786	863
All Criminal Case Types	2,157	2,088	2,092	1,794	1,109	1,101	872	874	786	863
O.V.I.	501	564	541	503	406	497	403	359	372	317
Other Traffic	10,270	11,636	9,723	8,637	5,525	5,182	4,292	4,616	5,395	4,594
All Traffic Case Types	10,770	12,200	10,264	9,140	5,931	5,679	4,695	4,975	5,766	4,911
All Case Types	13,871	15,367	13,614	12,278	8,088	7,930	6,740	7,133	8,075	7,610

Magistrate History

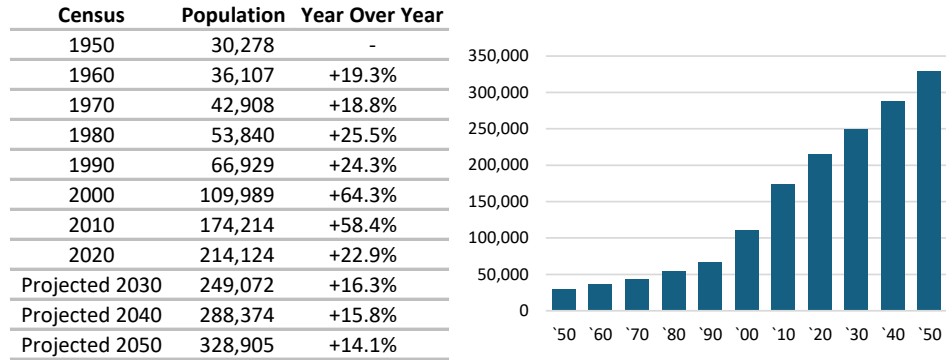
Table 7. Number of Magistrates

Year	Court of Common Pleas			Delaware Municipal Court
	Domestic Relations	General Division	Probate and Juvenile Division	
1996	N/A	N/A	1	0
1997	N/A	N/A	1	1
1998	N/A	N/A	1	1
1999	N/A	N/A	2	2
2000	N/A	N/A	2	2
2001	N/A	N/A	2	1
2002	1	N/A	3	1
2003	1	N/A	4	2
2004	1	N/A	3	2
2005	1	N/A	4	2
2006	1	N/A	2	1
2007	1	N/A	2	1
2008	2	N/A	2	1
2009	2	N/A	4	1
2010	2	N/A	4	1
2011	2	N/A	5	1
2012	2	N/A	4	1
2013	2	N/A	5	1
2014	2	N/A	4	1
2015	2	N/A	5	1
2016	2	N/A	4	1
2017	6	3	4	1
2018	6	4	4	1
2019	5	3	5	2
2020	6	3	5	2
2021	6	5	4	3
2022	7	4	5	3
2023	7	4	5	3
2024	7	5	5	3
2025	7	4	7	3

Delaware County

County Population

Figure 1. County Population Trend



Note: Projections from Ohio Department of Development, Office of Research, County Trends Reports



Erie County

Court of Common Pleas

The Erie County Court of Common Pleas currently consists of two divisions: a combined General, Domestic Relations, and Probate Division with three judgeships, and Juvenile Division, with one judgeship.

Table 1. Court of Common Pleas, Historical Changes

Year	Configuration	Divisional Configuration														Total Judges	
		General, DR, and Probate					General and DR			Probate and Juvenile			Juvenile Only		Probate Only		
		Judge	Filings				Judge	Filings		Judge	Filings		Judge	Filings	Judge		Filings
	Civil	Crim.	DR	Prob.		Gen.	DR		Prob.	Juv.							
1957	Gen/DR + Prob/Juv	N/A	N/A	N/A	N/A	N/A	1	nd	nd	1	nd	nd	N/A	N/A	N/A	N/A	2
1960	Gen/DR + Prob/Juv	N/A	N/A	N/A	N/A	N/A	1	397	263	1	nd	nd	N/A	N/A	N/A	N/A	2
1971	Gen/DR + Prob + Juv	N/A	N/A	N/A	N/A	N/A	1	-	-	N/A	N/A	N/A	1	nd	1	nd	3
1972	Gen/DR + Prob + Juv	N/A	N/A	N/A	N/A	N/A	1	-	-	N/A	N/A	N/A	1	1,520	1	nd	3
1974	Gen/DR + Prob + Juv	N/A	N/A	N/A	N/A	N/A	1	-	-	N/A	N/A	N/A	1	-	1	891	3
2005	Gen/DR/Prob + Juv	3	2,805*	927	792	N/A	N/A	N/A	N/A	N/A	N/A	1	5,216	N/A	N/A	4	
2025	Gen/DR/Prob + Juv	3	812*	677*	476	688*	N/A	N/A	N/A	N/A	N/A	1	2,204	N/A	N/A	4	

Note: Number of filings (incoming cases *per judge*) is shown where either (1) data for that subject matter was first collected, (2) a new judgeship was added, or (3) the divisional configuration of the court was changed. Years with no such changes are excluded from the table. "nd" means no data available. "n/a" means not applicable because division type did not exist. Current data (2025) are shown at the bottom of the table. Probate courts did not become part of the courts of common pleas until 1970. *The judges of the General, DR, and Probate Division have a special arrangement by which domestic relations cases are heard by two of the three judges; probate cases are heard by one of the three judges; and criminal cases are heard by all three judges.

Table 2. Court of Common Pleas, Current Roster

Division	Judge	Current	Age at	Age Barred	Next	
		Term End	Next Term Start	From Seeking New Term	Election	Election Type
General, DR, Probate	Binette, Roger E.	01/01/29	68	No	11/07/28	FTC: 01-02-2029
	McGookey, Beverly K.	02/08/27	73	Yes	11/03/26	FTC: 02-09-2027
	Tone, Tygh M.	12/31/28	67	No	11/07/28	FTC: 01-01-2029
Juvenile	DeLamatre, Robert C.	01/01/31	68	No	11/05/30	FTC: 01-02-2031

Note: "FTC" means Full Term Commencing [date].

Table 3a. Civil and Criminal Cases, Incoming Cases Per Judge, 2016 to 2025

Case Type	2016	2017	2018	2019	2020	2021	2022	2023	2024	2025
Administrative Appeals	30	51	37	63	41	54	24	11	10	19
Complex Litigation	0	0	1	1	1	0	0	0	1	0
Foreclosures	357	303	353	273	110	140	233	141	135	138
Other Civil	358	319	301	338	268	299	280	320	514	528
Other Torts	114	104	116	105	92	110	74	85	94	94
Product Liability	0	0	1	0	0	1	0	0	0	1
Professional Tort	10	14	11	9	8	10	12	10	5	7
Workers' Compensation	43	38	28	37	36	42	33	32	47	25
All Civil Case Types	912	829	848	826	556	656	656	599	806	812
Criminal	540	659	730	554	441	571	565	538	700	677

Note: The judges of the court of common pleas have a special arrangement by which only two of the three General, DR, and Probate Division judges hear the county's civil cases. Accordingly, the civil caseload data shown above reflects the per-judge caseloads of two judges, not three. All three judges hear criminal cases. Due to mixed nature of the workload allocation, a grand total per-judge figure for the division is not calculable.

Erie County

Table 3b. Domestic Relations Cases, Incoming Cases Per Judge, 2016 to 2025

Case Type	2016	2017	2018	2019	2020	2021	2022	2023	2024	2025
All Others	42	32	44	77	95	54	57	67	45	49
Change of Custody	24	26	23	27	20	13	21	16	23	18
Domestic Violence	197	172	160	159	170	194	223	177	202	183
Marriage Dissolutions w/Children	26	21	19	36	50	31	26	17	20	18
Marriage Dissolutions w/o Children	47	33	34	47	41	48	39	20	40	33
Marriage Terminations w/Children	92	80	74	77	65	76	92	52	54	74
Marriage Terminations w/o Children	84	93	92	96	91	87	73	84	70	80
Parentage	0	0	0	0	0	0	0	3	0	0
Support - Enforce or Modify	94	100	63	65	35	40	28	15	15	18
U.I.F.S.A.	0	0	0	0	0	0	0	0	0	0
Visitation - Enforce or Modify	8	9	5	13	5	2	4	6	6	3
All Case Types	614	566	514	597	572	545	563	457	475	476

Note: The judges of the court of common pleas have a special arrangement by which only two of the three General, DR, and Probate Division judges hear the county's domestic relations cases. Accordingly, the data shown above reflects the per-judge caseloads of two judges, not three.

Table 3c. Juvenile Cases, Incoming Cases Per Judge, 2016 to 2025

Case Type	2016	2017	2018	2019	2020	2021	2022	2023	2024	2025
Abuse, Neglect or Dependency	137	129	127	143	62	84	88	106	95	113
Adult Cases	74	48	18	17	6	23	11	15	18	83
All Others	82	135	242	150	62	64	36	64	50	74
Custody/Visitation	288	271	282	291	220	220	223	209	216	205
Delinquency	999	808	665	656	483	471	522	511	492	526
Parentage	20	19	17	11	9	24	14	18	22	12
Permanent Custody	16	4	12	9	4	6	14	7	6	13
Support - Enforce or Modify	644	748	492	548	483	486	592	776	669	440
Traffic	639	522	533	511	299	498	384	469	502	433
U.I.F.S.A.	0	0	0	0	0	0	0	0	0	0
Unruly	462	386	458	408	292	588	469	233	294	305
All Case Types	3,361	3,070	2,846	2,744	1,920	2,464	2,353	2,408	2,364	2,204

Table 3d. Probate Cases, Incoming Cases Per Judge, 2016 to 2025

Case Type	2016	2017	2018	2019	2020	2021	2022	2023	2024	2025
Adoptions	21	33	33	29	16	15	24	14	27	19
Birth Records	7	2	11	12	9	7	9	13	7	9
Change of Name	61	39	50	57	55	59	57	68	57	47
Civil Actions	20	16	11	9	13	8	12	12	14	6
Civil Commitments	42	39	44	46	37	32	50	45	55	85
Conservatorships	0	1	0	0	0	0	0	0	0	1
Decedents' Estates	479	478	455	442	405	564	459	452	461	452
Guardianships of Adults	65	64	66	61	60	52	62	55	48	52
Guardianships of Minors	0	10	5	5	6	8	16	7	4	4
Minors' Settlements	4	6	2	3	5	7	2	1	6	6
Testamentary Trusts	5	5	2	8	8	3	4	6	6	7
Wrongful Death	1	0	0	0	1	0	0	0	0	0
All Case Types	705	693	679	672	615	755	695	673	685	688

Note: The judges of the court of common pleas have a special arrangement by which only one of the three General, DR, and Probate Division judges hears the county's probate cases. Accordingly, the data shown above reflects the per-judge caseloads of one judge, not three.

Erie County

Municipal and County Courts

There are currently four limited jurisdiction trial courts in Erie County. Erie County Court was in operation from 1958 to 2008, when it was abolished and replaced by the Erie County Municipal Court.

Table 4. Limited Jurisdiction Trial Courts, Historical Changes

Year	Erie County Court		Erie County Municipal Court		Huron Municipal Court		Sandusky Municipal Court		Vermilion Municipal Court		Total Judges
	Judges	Filings	Judges	Filings	Judges	Filings	Judges	Filings	Judges	Filings	
1954	N/A	N/A	N/A	N/A	N/A	N/A	1 (ft)	nd	N/A	N/A	1
1958	1 (pt)	nd	N/A	N/A	N/A	N/A	1 (ft)	nd	N/A	N/A	2
1966	1 (pt)	nd	N/A	N/A	N/A	N/A	1 (ft)	nd	1 (pt)	nd	3
1968	1 (pt)	nd	N/A	N/A	1 (pt)	nd	1 (ft)	nd	1 (pt)	nd	4
1975	1 (pt)	5,653	N/A	N/A	1 (pt)	1,872	1 (ft)	11,655	1 (pt)	2,199	4
2008	N/A	N/A	1 (ft)	8,668	1 (pt)	3,446	1 (ft)	18,249	1 (pt)	5,208	4
2025	N/A	N/A	1 (ft)	6,320	1 (pt)	2,254	1 (ft)	11,958	1 (pt)	3,290	4

Note: Number of filings (incoming cases *per judge*) is shown where either (1) data for that court was first collected, (2) a new judgeship was added, or (3) a part-time judgeship (denoted as "(pt)") was converted to full-time status (denoted as "(ft)"). Years with no such changes are excluded from the table. "nd" means no data available. "n/a" means not applicable because court did not exist. Current data (2025) are shown at the bottom of the table.

Table 5. Limited Jurisdiction Trial Courts, Current Roster

Court	Judge	Current	Age at	Age Barred	Next	
		Term End	Next Term Start	From Seeking New Term	Election	Election Type
Erie Co. MC	Kamm, Carl J.	12/31/31	51	No	11/04/31	FTC: 01-01-2032
Huron MC	Steuk, William R.	12/31/27	56	No	11/02/27	FTC: 01-01-2028
Sandusky MC	Kaufman, Michael D.	12/31/31	60	No	11/04/31	FTC: 01-01-2032
Vermilion MC	Lieux, Kenneth M.	12/31/31	74	Yes	11/04/31	FTC: 01-01-2032

Note: "FTC" means Full Term Commencing [date].

Table 6a. Erie County Municipal Court, Incoming Cases Per Judge, 2016 to 2025

Case Type	2016	2017	2018	2019	2020	2021	2022	2023	2024	2025
Contracts	102	175	221	223	160	184	155	145	235	240
F.E.D. (Evictions)	24	20	35	27	16	20	16	28	22	11
Other Civil	32	0	2	0	3	2	4	3	2	3
Pers. Inj./Prop. Damage	4	1	0	0	3	2	0	0	1	2
Small Claims	7	18	17	15	7	11	6	14	6	3
All Civil Case Types	169	214	275	265	189	219	181	190	266	259
Felonies	128	128	127	153	115	136	119	125	131	124
Misdemeanors	628	525	636	566	443	434	257	351	291	267
All Criminal Case Types	756	653	763	719	558	570	376	476	422	391
O.V.I.	171	150	143	129	129	169	93	126	102	96
Other Traffic	6,951	8,499	8,762	8,168	5,958	7,399	6,476	6,385	6,910	5,574
All Traffic Case Types	7,122	8,649	8,905	8,297	6,087	7,568	6,569	6,511	7,012	5,670
All Case Types	8,047	9,516	9,943	9,281	6,834	8,357	7,126	7,177	7,700	6,320

Erie County

Table 6b. Huron Municipal Court, Incoming Cases Per Judge, 2016 to 2025

Case Type	2016	2017	2018	2019	2020	2021	2022	2023	2024	2025
Contracts	146	192	202	199	154	127	143	116	136	160
F.E.D. (Evictions)	39	41	47	53	30	40	54	47	56	31
Other Civil	11	23	6	7	4	3	4	5	8	5
Pers. Inj./Prop. Damage	1	1	1	2	1	3	1	1	0	0
Small Claims	87	52	101	66	47	65	103	55	73	46
All Civil Case Types	284	309	357	327	236	238	305	224	273	242
Felonies	52	63	46	54	46	50	66	49	66	57
Misdemeanors	402	435	346	369	325	281	259	217	260	332
All Criminal Case Types	454	498	392	423	371	331	325	266	326	389
O.V.I.	108	91	72	86	61	66	68	37	66	48
Other Traffic	2,675	2,264	1,856	2,074	1,252	1,712	2,012	1,866	1,515	1,575
All Traffic Case Types	2,783	2,355	1,928	2,160	1,313	1,778	2,080	1,903	1,581	1,623
All Case Types	3,521	3,162	2,677	2,910	1,920	2,347	2,710	2,393	2,180	2,254

Table 6c. Sandusky Municipal Court, Incoming Cases Per Judge, 2016 to 2025

Case Type	2016	2017	2018	2019	2020	2021	2022	2023	2024	2025
Contracts	1,635	1,604	1,980	2,161	1,266	1,583	1,413	1,286	1,715	2,191
F.E.D. (Evictions)	545	543	585	532	349	320	463	405	391	383
Other Civil	62	73	67	73	39	56	46	53	39	37
Pers. Inj./Prop. Damage	7	11	15	12	13	16	18	13	7	6
Small Claims	627	614	365	367	319	384	329	315	303	242
All Civil Case Types	2,876	2,845	3,012	3,145	1,986	2,359	2,269	2,072	2,455	2,859
Felonies	1,234	1,294	1,430	1,228	993	1,071	1,058	1,160	1,161	1,136
Misdemeanors	4,666	4,902	5,048	4,575	3,521	3,288	3,243	2,801	2,950	2,999
All Criminal Case Types	5,900	6,196	6,478	5,803	4,514	4,359	4,301	3,961	4,111	4,135
O.V.I.	662	769	1,094	791	587	662	730	717	580	606
Other Traffic	6,727	6,260	6,553	5,149	3,266	4,317	4,304	3,992	4,070	4,358
All Traffic Case Types	7,389	7,029	7,647	5,940	3,853	4,979	5,034	4,709	4,650	4,964
All Case Types	16,165	16,070	17,137	14,888	10,353	11,697	11,604	10,742	11,216	11,958

Table 6d. Vermilion Municipal Court, Incoming Cases Per Judge, 2016 to 2025

Case Type	2016	2017	2018	2019	2020	2021	2022	2023	2024	2025
Contracts	223	284	347	398	265	278	271	292	448	577
F.E.D. (Evictions)	66	56	53	49	37	25	39	39	36	34
Other Civil	15	13	16	14	1	7	9	7	7	12
Pers. Inj./Prop. Damage	2	1	3	1	3	3	0	2	0	0
Small Claims	185	100	106	134	154	162	152	151	154	47
All Civil Case Types	491	454	525	596	460	475	471	491	645	670
Felonies	114	120	100	123	80	105	105	92	77	110
Misdemeanors	553	578	499	518	466	416	333	313	277	252
All Criminal Case Types	667	698	599	641	546	521	438	405	354	362
O.V.I.	193	164	148	200	131	170	100	123	122	104
Other Traffic	5,125	5,074	4,506	3,568	2,705	3,572	2,431	2,395	2,646	2,154
All Traffic Case Types	5,318	5,238	4,654	3,768	2,836	3,742	2,531	2,518	2,768	2,258
All Case Types	6,476	6,390	5,778	5,005	3,842	4,738	3,440	3,414	3,767	3,290

Erie County

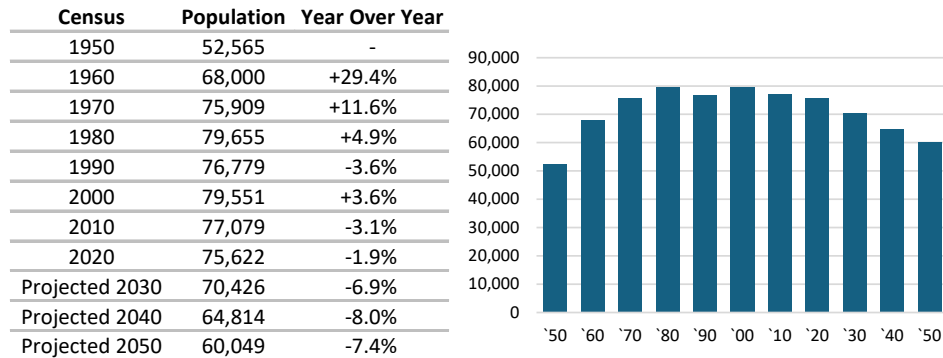
Magistrate History

Table 7. Number of Magistrates

Year	Court of Common Pleas		Erie County Municipal Court	Huron Municipal Court	Sandusky Municipal Court	Vermilion Municipal Court
	General, DR, and Probate Division	Juvenile Division				
1996	1	5	3	1	2	1
1997	2	3	3	1	2	1
1998	1	3	2	1	2	1
1999	1	3	1	1	2	1
2000	1	3	1	1	2	1
2001	1	3	0	1	2	0
2002	1	3	0	1	2	0
2003	1	3	0	1	2	0
2004	1	3	0	1	2	0
2005	2	3	0	1	2	0
2006	2	3	0	1	2	0
2007	3	3	0	1	2	0
2008	3	3	0	1	2	0
2009	3	3	0	1	2	0
2010	3	3	0	1	2	0
2011	3	3	0	1	2	0
2012	3	3	0	1	2	0
2013	3	2	0	1	2	0
2014	3	2	0	1	2	0
2015	3	2	0	1	2	0
2016	3	2	0	1	2	0
2017	4	2	0	1	1	0
2018	4	2	0	1	1	0
2019	5	2	0	0	1	0
2020	5	3	0	0	1	0
2021	5	2	0	0	1	0
2022	6	2	0	0	1	0
2023	5	2	0	0	1	0
2024	5	2	0	0	1	0
2025	5	2	0	0	1	0

County Population

Figure 1. County Population Trend



Note: Projections from Ohio Department of Development, Office of Research, County Trends Reports



Fairfield County

Court of Common Pleas

The Fairfield County Court of Common Pleas currently consists of three divisions: a two-judge General Division, a single-judge Domestic Relations Division, and a single-judge Probate and Juvenile Division. Prior to 1971, the court consisted of a single-judge combined General and Domestic Relations Division and a single-judge combined Probate and Juvenile Division. In 1971, the General Assembly added a second judgeship to the combined General and Domestic Relations Division. Then, in 1995, the General Assembly reconfigured the court to have a separately administered Domestic Relations Division, into which an additional judgeship was added to the court.

Table 1. Court of Common Pleas, Historical Changes

Year	Configuration	Divisional Configuration										Total Judges
		General Only		DR Only		Probate and Juvenile			General and DR			
		Judges	Filings	Judges	Filings	Judges	Filings		Judges	Filings		
					Prob.	Juv.		Gen.	DR			
1955	Gen/DR + Prob/Juv	N/A	N/A	N/A	N/A	1	nd	nd	1	nd	nd	2
1960	Gen/DR + Prob/Juv	N/A	N/A	N/A	N/A	1	nd	nd	1	386	272	2
1971	Gen/DR + Prob/Juv	N/A	N/A	N/A	N/A	1	nd	nd	2	401	585	3
1972	Gen/DR + Prob/Juv	N/A	N/A	N/A	N/A	1	nd	888	2	-	-	3
1974	Gen/DR + Prob/Juv	N/A	N/A	N/A	N/A	1	718	-	2	-	-	3
1995	Gen + DR + Prob/Juv	2	897	1	2,359	1	990	2,791	N/A	N/A	N/A	4
2025	Gen + DR + Prob/Juv	2	1,107	1	1,307	1	490	643	N/A	N/A	N/A	4

Note: Number of filings (incoming cases per judge) is shown where either (1) data for that subject matter was first collected, (2) a new judgeship was added, or (3) the divisional configuration of the court was changed. Years with no such changes are excluded from the table. "nd" means no data available. "N/A" means not applicable because division type did not exist. Current data (2025) are shown at the bottom of the table. Probate courts did not become part of the courts of common pleas until 1970.

Table 2. Court of Common Pleas, Current Roster

Division	Judge	Current	Age at	Age Barred	Next Election	Election Type
		Term End	Next Term Start	From Seeking New Term		
Domestic Relations	Smith, Laura B.	01/01/31	61	No	11/05/30	FTC: 01-02-2031
General	Berens, Richard E.	12/31/30	73	Yes	11/05/30	FTC: 01-01-2031
	Trimmer, David A.	02/08/27	63	No	11/03/26	FTC: 02-09-2027
Probate and Juvenile	Vandervoort, Terre L.	02/08/27	61	No	11/03/26	FTC: 02-09-2027

Note: "FTC" means Full Term Commencing [date].

Fairfield County

Table 3a. Civil and Criminal Cases, Incoming Cases Per Judge, 2016 to 2025

Case Type	2016	2017	2018	2019	2020	2021	2022	2023	2024	2025
Administrative Appeals	5	3	3	4	3	5	5	7	7	3
Complex Litigation	0	0	0	0	0	0	0	0	0	0
Foreclosures	208	237	193	212	66	58	126	131	129	147
Other Civil	156	164	187	177	147	227	224	269	414	555
Other Torts	42	68	52	44	46	43	41	40	46	38
Product Liability	1	1	0	1	0	0	0	1	0	1
Professional Tort	0	1	4	2	1	1	1	1	1	3
Workers' Compensation	15	18	14	19	15	13	8	11	15	11
All Civil Case Types	425	491	452	458	277	345	403	458	610	757
Criminal	353	502	466	457	403	356	388	403	362	350
All Case Types	778	993	918	915	680	701	791	861	972	1,107

Table 3b. Domestic Relations Cases, Incoming Cases Per Judge, 2016 to 2025

Case Type	2016	2017	2018	2019	2020	2021	2022	2023	2024	2025
All Others	33	37	45	32	23	27	42	44	70	47
Change of Custody	142	163	157	158	118	179	206	176	188	178
Domestic Violence	46	47	66	56	37	36	52	42	54	54
Marriage Dissolutions w/Children	61	59	50	53	49	55	56	54	54	49
Marriage Dissolutions w/o Children	83	71	67	71	61	82	67	76	66	62
Marriage Terminations w/Children	104	94	85	88	71	78	69	78	107	69
Marriage Terminations w/o Children	87	76	73	69	57	66	57	65	84	79
Parentage	61	50	60	55	40	43	37	32	30	30
Support - Enforce or Modify	1,139	1,029	994	963	704	749	761	854	770	695
U.I.F.S.A.	16	13	18	14	9	11	15	17	18	8
Visitation - Enforce or Modify	18	16	31	43	40	45	45	35	23	39
All Case Types	1,787	1,653	1,642	1,599	1,206	1,368	1,405	1,470	1,462	1,307

Table 3c. Juvenile Cases, Incoming Cases Per Judge, 2016 to 2025

Case Type	2016	2017	2018	2019	2020	2021	2022	2023	2024	2025
Abuse, Neglect or Dependency	85	64	81	72	82	69	73	73	76	76
Adult Cases	83	69	63	55	29	40	24	32	46	97
All Others	25	29	18	20	16	13	17	15	17	18
Custody/Visitation	94	88	65	66	90	92	93	96	109	92
Delinquency	201	257	212	135	111	78	82	118	111	93
Parentage	0	0	0	0	0	0	0	0	0	0
Permanent Custody	13	15	12	19	12	11	12	13	9	14
Support - Enforce or Modify	0	0	0	2	0	0	1	0	1	0
Traffic	373	376	297	287	226	208	250	233	229	216
U.I.F.S.A.	0	0	0	0	0	0	0	0	0	0
Unruly	2	18	36	28	18	10	6	13	17	39
All Case Types	874	914	781	681	582	520	555	591	613	643

Fairfield County

Table 3d. Probate Cases, Incoming Cases Per Judge, 2016 to 2025

Case Type	2016	2017	2018	2019	2020	2021	2022	2023	2024	2025
Adoptions	29	26	20	33	31	27	31	26	25	21
Birth Records	5	4	4	5	1	2	3	4	3	4
Change of Name	33	41	36	34	36	65	50	52	51	61
Civil Actions	26	10	4	7	11	8	9	12	12	10
Civil Commitments	18	19	30	32	16	20	30	15	9	6
Conservatorships	0	0	0	0	0	0	1	0	0	1
Decedents' Estates	261	256	275	281	250	317	342	330	291	314
Guardianships of Adults	26	26	50	55	39	42	52	43	36	54
Guardianships of Minors	3	2	4	6	6	10	8	3	6	3
Minors' Settlements	6	5	8	6	7	8	15	8	9	13
Testamentary Trusts	3	4	1	2	2	7	3	1	3	2
Wrongful Death	3	1	1	1	3	6	4	3	2	3
All Case Types	410	391	430	459	399	508	546	494	446	490

Municipal and County Courts

Fairfield County Municipal Court is currently the sole limited jurisdiction trial court in Fairfield County. Prior to 2000, Lancaster Municipal court was the only limited jurisdiction trial court in Fairfield County.

Table 4. Limited Jurisdiction Trial Courts, Historical Changes

Year	Lancaster Municipal Court		Fairfield County Municipal Court		Total Judges
	Judges	Filings	Judges	Filings	
1953	1 (ft)	nd	N/A	N/A	1
1975	1 (ft)	12,192	N/A	N/A	1
1976	2 (ft)	12,709	N/A	N/A	2
2000	N/A	N/A	2 (ft)	9,519	2
2025	N/A	N/A	2 (ft)	9,048	2

Note: Number of filings (incoming cases *per judge*) is shown where either (1) data for that court was first collected, (2) a new judgeship was added, or (3) a part-time judgeship (denoted as "(pt)") was converted to full-time status (denoted as "(ft)"). Years with no such changes are excluded from the table. "nd" means no data available. "N/A" means not applicable because court did not exist. Current data (2025) are shown at the bottom of the table.

Table 5. Fairfield County Municipal Court, Current Roster

Court	Judge	Current	Age at	Age Barred		
		Term End	Next Term Start	From Seeking New Term	Next Election	Election Type
Fairfield Co. MC	Fields, James A.	12/31/29	67	No	11/06/29	FTC: 01-01-2030
	Ullom, Randall T.	12/31/27	63	No	11/02/27	FTC: 01-01-2028

Note: "FTC" means Full Term Commencing [date].

Fairfield County

Table 6. Fairfield County Municipal Court, Incoming Cases Per Judge, 2016 to 2025

Case Type	2016	2017	2018	2019	2020	2021	2022	2023	2024	2025
Contracts	800	1,233	1,435	1,608	1,075	1,003	982	1,226	1,718	1,914
F.E.D. (Evictions)	424	395	456	462	310	361	471	447	532	466
Other Civil	58	64	75	80	47	45	49	71	61	63
Pers. Inj./Prop. Damage	16	17	13	9	10	7	4	26	8	19
Small Claims	168	155	141	88	62	63	89	88	145	102
All Civil Case Types	1,465	1,863	2,119	2,246	1,502	1,477	1,594	1,857	2,463	2,562
Felonies	332	206	4	3	1	3	11	1	1	1
Misdemeanors	1,995	2,068	2,096	1,889	1,513	1,401	1,438	1,469	1,331	1,142
All Criminal Case Types	2,327	2,273	2,099	1,892	1,514	1,403	1,449	1,470	1,332	1,142
O.V.I.	400	355	332	354	264	240	318	269	233	226
Other Traffic	7,152	7,667	6,993	6,911	4,825	4,713	5,589	4,504	4,388	5,119
All Traffic Case Types	7,552	8,022	7,325	7,265	5,089	4,953	5,907	4,773	4,621	5,344
All Case Types	11,343	12,158	11,542	11,402	8,105	7,832	8,949	8,099	8,415	9,048

Magistrate History

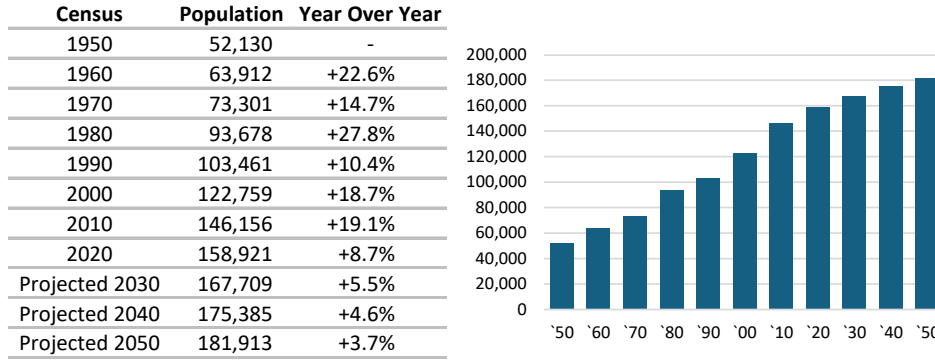
Table 7. Number of Magistrates

Year	Court of Common Pleas			Fairfield County Municipal Court
	Domestic Relations Division	General Division	Probate and Juvenile Division	
1996	1	0	1	1
1997	2	0	1	1
1998	2	0	1	1
1999	2	0	1	1
2000	3	1	1	1
2001	3	1	1	1
2002	3	1	1	1
2003	3	2	1	1
2004	3	1	1	1
2005	3	1	1	1
2006	3	1	1	1
2007	3	1	1	1
2008	3	1	1	1
2009	3	1	1	1
2010	3	1	1	1
2011	5	1	1	1
2012	3	1	1	1
2013	3	1	2	1
2014	3	1	1	1
2015	3	1	1	1
2016	3	1	2	1
2017	3	1	2	2
2018	4	1	2	1
2019	4	1	2	1
2020	4	1	2	1
2021	5	1	2	1
2022	4	2	2	1
2023	3	1	2	1
2024	4	1	2	1
2025	3	1	2	1

Fairfield County

County Population

Figure 1. County Population Trend



Note: Projections from Ohio Department of Development, Office of Research, County Trends Reports



Fayette County

Court of Common Pleas

The Fayette County Court of Common Pleas currently consists of two divisions: a combined General and Domestic Relations Division and a combined Probate and Juvenile Division, each with one judgeship. The divisional configuration has not changed since 1957.

Table 1. Court of Common Pleas, Historical Changes

Year	Configuration	Divisional Configuration						Total Judges
		General and DR			Probate and Juvenile			
		Judges	Filings		Judges	Filings		
		Gen.	DR		Prob.	Juv.		
1957	Gen/DR + Prob/Juv	1	nd	nd	1	nd	nd	2
1960	Gen/DR + Prob/Juv	1	114	112	1	nd	nd	2
1972	Gen/DR + Prob/Juv	1	-	-	1	-	367	2
1974	Gen/DR + Prob/Juv	1	-	-	1	326	-	2
2025	Gen/DR + Prob/Juv	1	591	230	1	282	1,013	2

Note: Number of filings (incoming cases per judge) is shown where either (1) data for that subject matter was first collected, (2) a new judgeship was added, or (3) the divisional configuration of the court was changed. Years with no such changes are excluded from the table. "nd" means no data available. Current data (2025) are shown at the bottom of the table. Probate courts did not become part of the courts of common pleas until 1970.

Table 2. Court of Common Pleas, Current Roster

Division	Judge	Current	Age at	Age Barred	Next Election	Election Type
		Term End	Next Term Start	From Seeking New Term		
General and DR	Bender, David B.	02/08/29	67	No	11/07/28	FTC: 02-09-2029
Probate and Juvenile	King, Mary E.	02/08/27	48	No	11/03/26	FTC: 02-09-2027

Note: "FTC" means Full Term Commencing [date].

Table 3a. Civil and Criminal Cases, Incoming Cases Per Judge, 2016 to 2025

Case Type	2015	2016	2017	2018	2019	2020	2021	2022	2023	2024
Administrative Appeals	1	1	1	0	0	0	0	2	3	0
Complex Litigation	0	0	0	1	1	0	0	1	0	0
Foreclosures	85	71	96	74	49	27	59	68	82	160
Other Civil	80	103	123	130	148	178	218	189	171	154
Other Torts	2	4	3	5	0	0	0	6	8	5
Product Liability	0	0	0	0	0	0	0	0	0	0
Professional Tort	1	0	0	0	0	0	0	0	1	0
Workers' Compensation	16	19	12	17	9	9	9	16	18	23
All Civil Case Types	185	198	235	227	207	214	286	282	283	342
Criminal	323	433	453	501	324	390	353	375	290	249
All Case Types	508	631	688	728	531	604	639	657	573	591

Fayette County

Table 3b. Domestic Relations Cases, Incoming Cases Per Judge, 2016 to 2025

Case Type	2015	2016	2017	2018	2019	2020	2021	2022	2023	2024
All Others	10	6	1	6	8	5	9	4	7	9
Change of Custody	9	12	10	15	24	12	21	17	24	21
Domestic Violence	29	21	22	18	25	30	32	41	29	31
Marriage Dissolutions w/Children	19	24	19	20	22	28	29	20	21	23
Marriage Dissolutions w/o Children	33	41	38	43	26	33	32	36	31	31
Marriage Terminations w/Children	50	33	34	38	29	34	34	29	26	26
Marriage Terminations w/o Children	25	41	35	25	34	27	44	35	38	24
Parentage	0	0	0	0	0	0	0	0	0	0
Support - Enforce or Modify	174	180	155	71	49	47	50	61	50	54
U.I.F.S.A.	0	2	0	0	0	0	1	1	0	1
Visitation - Enforce or Modify	12	8	12	13	6	7	3	5	8	10
All Case Types	361	368	326	249	223	223	255	249	234	230

Table 3c. Juvenile Cases, Incoming Cases Per Judge, 2016 to 2025

Case Type	2015	2016	2017	2018	2019	2020	2021	2022	2023	2024
Abuse, Neglect or Dependency	29	39	37	63	54	52	45	31	11	22
Adult Cases	45	43	47	86	18	49	49	37	28	38
All Others	30	22	6	8	9	4	20	12	16	18
Custody/Visitation	170	189	157	172	138	130	136	122	129	102
Delinquency	283	341	263	247	243	145	198	236	158	104
Parentage	15	12	3	4	3	10	7	14	11	8
Permanent Custody	15	8	22	13	4	30	23	17	18	3
Support - Enforce or Modify	484	488	495	507	378	360	440	375	431	581
Traffic	112	147	105	105	86	105	57	92	102	93
U.I.F.S.A.	17	19	2	6	2	3	7	1	0	8
Unruly	71	74	109	106	76	71	94	89	71	36
All Case Types	1,271	1,382	1,246	1,317	1,011	959	1,076	1,026	975	1,013

Table 3d. Probate Cases, Incoming Cases Per Judge, 2016 to 2025

Case Type	2015	2016	2017	2018	2019	2020	2021	2022	2023	2024
Adoptions	18	35	25	27	20	25	39	32	20	17
Birth Records	0	3	1	3	0	1	2	3	4	6
Change of Name	11	17	11	18	18	27	20	19	23	23
Civil Actions	8	7	6	4	5	8	9	4	3	7
Civil Commitments	10	10	6	7	5	12	7	11	9	12
Conservatorships	0	0	0	0	0	0	0	0	0	0
Decedents' Estates	175	186	163	151	176	191	206	180	182	188
Guardianships of Adults	22	12	16	17	12	9	12	9	5	17
Guardianships of Minors	2	4	3	1	1	0	5	4	2	5
Minors' Settlements	3	6	4	4	5	3	3	3	5	2
Testamentary Trusts	7	1	2	0	0	4	1	1	1	1
Wrongful Death	5	5	2	4	3	4	5	6	5	4
All Case Types	261	286	239	236	245	284	309	272	259	282

Fayette County

Municipal and County Courts

Washington Court House Municipal Court, consisting of one full-time judgeship, is the only limited jurisdiction trial court in Fayette County. Since its inception in 1953, it has not undergone any changes in its structure or number of judgeships. In 2000, the part-time judgeship was converted to a full-time judgeship.

Table 4. Washington Court House Municipal Court, Historical changes

Year	Filings	Judges
1953	nd	1 (pt)
1975	5,626	1 (pt)
2000	8,463	1 (ft)
2025	6,519	1 (ft)

Note: Number of filings (incoming cases *per judge*) is shown where either (1) data for that court was first collected, (2) a new judgeship was added, or (3) a part-time judgeship (denoted as "(pt)") was converted to full-time status (denoted as "(ft)"). Years with no such changes are excluded from the table. "nd" means no data available. "N/A" means not applicable because court did not exist. Current data (2025) are shown at the bottom of the table.

Table 5. Washington Court House Municipal Court, Current Roster

Court	Judge	Current	Age at	Age Barred	Next	
		Term End	Next Term Start	From Seeking New Term	Election	Election Type
Washington C. H. MC	Wollscheid, Susan R.	12/31/29	58	No	11/06/29	FTC: 01-01-2030

Note: "FTC" means Full Term Commencing [date].

Table 6. Washington Court House Municipal Court, Incoming Cases Per Judge, 2016 to 2025

Case Type	2015	2016	2017	2018	2019	2020	2021	2022	2023	2024	2025
Contracts	413	621	731	871	1,065	714	481	578	767	948	
F.E.D. (Evictions)	131	162	145	132	124	65	58	50	96	105	
Other Civil	31	16	17	20	10	15	12	9	15	21	
Pers. Inj./Prop. Damage	19	16	15	12	12	6	0	3	3	3	
Small Claims	130	214	199	187	142	179	210	134	181	19	
All Civil Case Types	724	1,029	1,107	1,222	1,353	979	761	774	1,062	1,096	
Felonies	158	235	200	215	184	129	109	101	121	120	
Misdemeanors	1,095	1,545	1,651	1,417	1,438	1,150	902	733	719	788	
All Criminal Case Types	1,253	1,780	1,851	1,632	1,622	1,279	1,011	834	840	908	
O.V.I.	180	226	175	160	169	189	104	114	129	133	
Other Traffic	3375	4342	4294	3563	2404	3572	2455	3397	3930	4382	
All Traffic Case Types	3,555	4,568	4,469	3,723	2,573	3,761	2,559	3,511	4,059	4,515	
All Case Types	5,532	7,377	7,427	6,577	5,548	6,019	4,331	5,119	5,961	6,519	

Fayette County

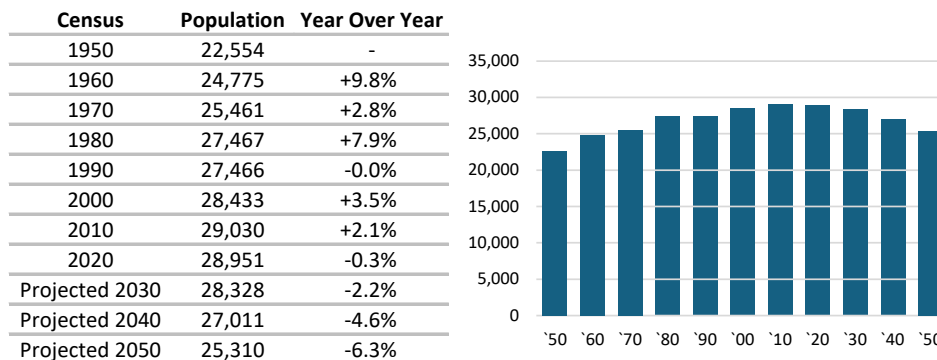
Magistrate History

Table 7. Number of Magistrates

Year	Court of Common Pleas		Washington Court House Municipal Court
	General and DR Division	Probate and Juvenile Division	
1996	1	0	0
1997	1	1	0
1998	1	1	0
1999	1	1	0
2000	1	1	0
2001	1	2	0
2002	1	1	0
2003	1	1	0
2004	1	1	0
2005	3	1	0
2006	1	1	0
2007	1	1	0
2008	1	1	0
2009	1	1	0
2010	1	1	0
2011	1	1	0
2012	1	0	0
2013	1	0	0
2014	1	0	1
2015	1	0	1
2016	1	0	1
2017	1	0	1
2018	1	0	1
2019	1	0	1
2020	1	0	1
2021	1	0	1
2022	1	0	1
2023	2	0	1
2024	1	0	0
2025	2	0	0

County Population

Figure 1. County Population Trend



Note: Projections from Ohio Department of Development, Office of Research, County Trends Reports

Franklin County

Court of Common Pleas

The Franklin County Court of Common Pleas currently consists of three divisions: a General Division, with seventeen judgeships, a combined Domestic Relations and Juvenile Division with seven judgeships, and a Probate Division, with one judgeship.

Table 1. Court of Common Pleas, Historical Changes

Year	Configuration	Divisional Configuration										Total Judges
		Gen. and DR			DR and Juvenile			General Only		Probate Only		
		Judges	Filings		Judges	Filings		Judges	Filings	Judges	Filings	
1955	Gen/DR + Prob/Juv	4	nd	nd	N/A	nd	nd	N/A	N/A	1	nd	5
1957	Gen/DR + Prob/Juv	6	nd	nd	N/A	N/A	N/A	N/A	N/A	1	nd	7
1959	Gen/DR + Prob/Juv	10	nd	nd	N/A	N/A	N/A	N/A	N/A	1	nd	11
1969	Gen + DR/Juv + Prob	N/A	N/A	N/A	3	1,928	nd	10	490	1	nd	14
1972	Gen + DR/Juv + Prob	N/A	N/A	N/A	3	-	2,407	10	-	1	nd	14
1974	Gen + DR/Juv + Prob	N/A	N/A	N/A	3	-	-	10	-	1	7,252	14
1977	Gen + DR/Juv + Prob	N/A	N/A	N/A	4	1,923	5,397	12	820	1	-	17
1983	Gen + DR/Juv + Prob	N/A	N/A	N/A	4	-	-	13	890	1	-	18
1987	Gen + DR/Juv + Prob	N/A	N/A	N/A	4	-	-	14	864	1	-	19
1991	Gen + DR/Juv + Prob	N/A	N/A	N/A	4	-	-	16	1,331	1	-	21
1997	Gen + DR/Juv + Prob	N/A	N/A	N/A	5	1,835	6,221	16	-	1	-	22
2005	Gen + DR/Juv + Prob	N/A	N/A	N/A	5	-	-	17	1,690	1	-	23
2019	Gen + DR/Juv + Prob	N/A	N/A	N/A	6	1,941	-	17	-	1	-	24
2021	Gen + DR/Juv + Prob	N/A	N/A	N/A	7	1,519	-	17	-	1	-	25
2025	Gen + DR/Juv + Prob	N/A	N/A	N/A	7	1,315	2,945	17	1,232	1	10,022	25

Note: Number of filings (incoming cases per judge) is shown where either (1) data for that subject matter was first collected, (2) a new judgeship was added, or (3) the divisional configuration of the court was changed. Years with no such changes are excluded from the table. "nd" means no data available. Current data (2025) are shown at the bottom of the table. Probate courts did not become part of the courts of common pleas until 1970.

Franklin County

Table 2. Court of Common Pleas, Current Roster

Division	Judge	Current	Age at	Age Barred	Next	Election Type	
		Term	Next Term	From Seeking			
		End	Start	New Term	Election		
General	Aveni, Carl	12/31/26	57	No	11/03/26	FTC: 01-01-2027	
	Brown, Christopher M.	07/01/27	46	No	11/03/26	FTC: 07-02-2027	
	Brown, Jeffrey M.	01/03/29	75	Yes	11/07/28	FTC: 01-04-2029	
	Brown, Kimberly J.	01/05/31	61	No	11/05/30	FTC: 01-06-2031	
	Brown, Richard D.	01/06/31	74	Yes	11/05/30	FTC: 01-07-2031	
	Cocroft, Kimberly	06/30/29	56	No	11/07/28	FTC: 07-01-2029	
	Holbrook, Michael J.	12/31/28	70	Yes	11/07/28	FTC: 01-01-2029	
	Lynch, Julie M.	01/01/29	69	No	11/07/28	FTC: 01-02-2029	
	McIntosh, Stephen L.	01/07/31	73	Yes	11/05/30	FTC: 01-08-2031	
	Miller, Andy	02/08/27	51	No	11/03/26	FTC: 02-09-2027	
	Munson, Sheryl	01/05/29	60	No	11/07/28	FTC: 01-06-2029	
	Noble, Andria C.	01/06/29	43	No	11/07/28	FTC: 01-07-2029	
	Page, Jaiza	01/02/31	47	No	11/05/30	FTC: 01-03-2031	
	Phipps, Karen	01/03/31	65	No	11/05/30	FTC: 01-04-2031	
	Serrott, Mark A.	01/02/29	74	Yes	11/07/28	FTC: 01-03-2029	
	Sperlazza, William A.	01/08/29	49	No	11/07/28	FTC: 01-09-2029	
	Young, David C.	06/30/27	66	No	11/03/26	FTC: 07-01-2027	
	DR and Juvenile	Brown, James W.	01/01/31	73	Yes	11/05/30	FTC: 01-02-2031
		Browne, Kim A.	01/04/29	62	No	11/07/28	FTC: 01-05-2029
		Gill, Elizabeth	12/31/30	68	No	11/05/30	FTC: 01-01-2031
Hawkins, Monica E.		01/08/31	65	No	11/05/30	FTC: 01-09-2031	
Leach, George W.		01/01/27	67	No	11/03/26	FTC: 01-02-2027	
Nobles, Douglas H.		01/04/31	50	No	11/05/30	FTC: 01-05-2031	
Stroud, Lasheryl		01/01/27	48	No	11/03/26	FTC: 01-02-2027	
Probate	Mackey, Jeff	02/08/27	71	Yes	11/03/26	FTC: 02-09-2027	

Note: "FTC" means Full Term Commencing [date].

Table 3a. Civil and Criminal Cases, Incoming Cases Per Judge, 2016 to 2025

Case Type	2016	2017	2018	2019	2020	2021	2022	2023	2024	2025
Administrative Appeals	23	22	17	15	11	17	23	29	26	18
Complex Litigation	0	1	0	0	0	0	0	1	0	0
Foreclosures	260	223	203	166	82	67	112	119	113	121
Other Civil	370	382	354	367	336	346	369	379	402	447
Other Torts	115	122	118	117	107	98	84	93	100	107
Product Liability	2	1	1	2	2	1	2	1	1	2
Professional Tort	11	11	10	13	9	9	9	10	11	12
Workers' Compensation	52	48	51	53	52	44	50	46	48	44
All Civil Case Types	832	809	754	733	599	581	649	679	701	750
Criminal	544	562	534	547	466	466	506	528	569	481
All Case Types	1,376	1,371	1,287	1,281	1,066	1,048	1,155	1,206	1,270	1,232

Franklin County

Table 3b. Domestic Relations Cases, Incoming Cases Per Judge, 2016 to 2025

Case Type	2016	2017	2018	2019	2020	2021	2022	2023	2024	2025
All Others	387	388	357	320	244	220	179	159	159	173
Change of Custody	188	186	177	155	133	130	121	115	117	103
Domestic Violence	391	393	444	465	415	371	365	389	392	365
Marriage Dissolutions w/Children	139	139	152	98	112	90	80	77	68	72
Marriage Dissolutions w/o Children	215	218	219	172	177	150	140	147	150	142
Marriage Terminations w/Children	279	266	267	239	188	198	152	161	149	149
Marriage Terminations w/o Children	363	354	361	313	282	244	217	203	218	200
Parentage	0	0	0	0	0	0	0	5	0	0
Support - Enforce or Modify	209	193	174	147	104	95	89	90	98	83
U.I.F.S.A.	0	0	0	0	0	0	0	2	0	0
Visitation - Enforce or Modify	42	55	44	32	23	21	23	28	31	28
All Case Types	2,212	2,191	2,196	1,941	1,679	1,519	1,368	1,376	1,381	1,315

Table 3c. Juvenile Cases, Incoming Cases Per Judge, 2016 to 2025

Case Type	2016	2017	2018	2019	2020	2021	2022	2023	2024	2025
Abuse, Neglect or Dependency	554	629	708	644	437	592	512	457	460	493
Adult Cases	3	5	2	14	10	10	6	1	2	3
All Others	1,234	1,251	1,097	637	437	400	429	472	435	370
Custody/Visitation	1,143	1,218	1,192	1,099	693	707	680	672	682	630
Delinquency	1,575	1,423	1,065	932	630	530	606	643	585	527
Parentage	207	169	194	151	96	99	96	93	116	103
Permanent Custody	156	185	177	71	62	47	31	42	28	30
Support - Enforce or Modify	815	776	704	515	338	350	289	307	330	318
Traffic	642	622	564	471	332	316	301	305	284	266
U.I.F.S.A.	36	32	30	20	16	11	7	12	7	12
Unruly	109	178	377	442	228	359	226	202	198	192
All Case Types	6,474	6,487	6,109	4,996	3,279	3,422	3,183	3,206	3,127	2,945

Table 3d. Probate Cases, Incoming Cases Per Judge, 2016 to 2025

Case Type	2016	2017	2018	2019	2020	2021	2022	2023	2024	2025
Adoptions	568	563	502	508	401	373	376	338	310	262
Birth Records	170	235	179	134	78	161	241	272	486	596
Change of Name	1,003	1,190	1,133	1,323	1,126	1,182	1,609	1,387	1,538	1,226
Civil Actions	266	277	268	265	268	246	245	233	188	153
Civil Commitments	1,676	1,835	2,027	1,888	1,814	2,095	2,326	2,169	1,907	2,121
Conservatorships	7	6	2	5	2	0	1	2	2	0
Decedents' Estates	4,185	4,265	4,190	4,231	3,636	4,618	4,841	4,541	4,304	4,122
Guardianships of Adults	599	562	579	657	470	566	598	561	554	864
Guardianships of Minors	262	239	212	218	148	154	215	207	172	189
Minors' Settlements	149	156	172	179	145	171	210	207	221	381
Testamentary Trusts	26	19	21	23	13	13	22	11	12	6
Wrongful Death	88	128	233	137	77	107	95	68	116	102
All Case Types	8,999	9,475	9,518	9,568	8,178	9,686	10,779	9,996	9,810	10,022

Franklin County

Municipal and County Courts

There is currently one limited jurisdiction trial court in Franklin County, which includes an Environmental Division. In 1967, the Columbus Municipal Court was renamed the Franklin County Municipal Court.

Table 4. Limited Jurisdiction Trial Courts, Historical Changes

Year	Columbus Municipal Court		Franklin County Municipal Court		Franklin County Municipal Court, Environmental Division		Total Judges
	Judges	Filings	Judges	Filings	Judges	Filings	
1953	5 (ft)	nd	N/A	N/A	N/A	N/A	5
1956	7 (ft)	nd	N/A	N/A	N/A	N/A	7
1962	10 (ft)	nd	N/A	N/A	N/A	N/A	10
1967	N/A	N/A	10 (ft)	nd	N/A	N/A	10
1972	N/A	N/A	12 (ft)	nd	N/A	N/A	12
1976	N/A	N/A	13 (ft)	18,487	N/A	N/A	13
1992	N/A	N/A	13 (ft)	-	1 (ft)	4,915	14
1998	N/A	N/A	14 (ft)	20,616	1 (ft)	10,594	15
2025	N/A	N/A	14 (ft)	12,244	1 (ft)	3,698	15

Note: Number of filings (incoming cases per judge) is shown where either (1) data for that court was first collected, (2) a new judgeship was added, or (3) a part-time judgeship (denoted as "(pt)") was converted to full-time status (denoted as "(ft)"). Years with no such changes are excluded from the table. "nd" means no data available. "N/A" means not applicable because court did not exist. Current data (2025) are shown at the bottom of the table.

Table 5. Limited Jurisdiction Trial Courts, Current Roster

Court	Judge	Current Term	Age at Next Term	Age Barred From Seeking New Term	Next Election	Election Type
		End	Start			
Franklin Co. MC	D'Varga, Jessica	01/01/32	51	No	11/04/31	FTC: 01-02-2032
	Ebner, Cynthia L.	01/04/28	62	No	11/02/27	FTC: 01-05-2028
	Fenlon, Mary K.	01/08/28	66	No	11/02/27	FTC: 01-09-2028
	Gwin, Zachary S.	01/01/30	41	No	11/06/29	FTC: 01-02-2030
	Hedrick, Bill	01/01/28	63	No	11/02/27	FTC: 01-02-2028
	Hoque, Ajmeri	01/02/32	48	No	11/04/31	FTC: 01-03-2032
	Hummer, Mark A.	01/02/28	69	No	11/02/27	FTC: 01-03-2028
	McAllister, Michael	12/31/27	55	No	11/02/27	FTC: 01-01-2028
	O'Brien, Casey P.	12/31/28	53	No	11/07/28	FTC: 01-01-2029
	O'Grady, James P.	01/06/28	57	No	11/02/27	FTC: 01-07-2028
	Paley, Eileen	01/05/28	64	No	11/02/27	FTC: 01-06-2028
	Peeples, Andrea C.	12/31/29	60	No	11/06/29	FTC: 01-01-2030
	Russo, Gina	01/03/28	50	No	11/02/27	FTC: 01-04-2028
	Skinner, Jarrod B.	01/02/30	50	No	11/06/29	FTC: 01-03-2030
Thomas, Jodi L.	12/31/31	57	No	11/04/31	FTC: 01-01-2032	
Franklin Co. MC (Environmental)	Mingo, Stephanie	01/07/28	54	No	11/02/27	FTC: 01-08-2028

Note: "FTC" means Full Term Commencing [date].

Franklin County

Table 6a. Franklin County Municipal Court, Incoming Cases Per Judge, 2016 to 2025

Case Type	2016	2017	2018	2019	2020	2021	2022	2023	2024	2025
Contracts	1,136	1,421	1,620	1,857	1,303	1,370	1,260	1,517	2,200	2,683
F.E.D. (Evictions)	1,287	1,251	1,274	1,328	905	1,149	1,562	1,797	1,984	1,937
Other Civil	82	85	87	104	54	56	53	53	59	54
Pers. Inj./Prop. Damage	71	58	55	54	58	54	51	55	39	47
Small Claims	431	420	408	355	197	167	212	199	199	212
All Civil Case Types	3,006	3,234	3,444	3,697	2,518	2,796	3,138	3,621	4,481	4,934
Felonies	628	576	601	584	477	525	575	657	682	656
Misdemeanors	2,758	2,671	2,419	2,122	1,626	1,690	1,746	1,829	1,862	1,900
All Criminal Case Types	3,386	3,246	3,020	2,706	2,102	2,215	2,321	2,486	2,543	2,556
O.V.I.	532	535	584	539	344	367	330	352	398	451
Other Traffic	9,265	9,648	9,385	9,055	4,352	4,098	4,597	4,538	4,622	4,304
All Traffic Case Types	9,797	10,183	9,969	9,594	4,696	4,465	4,928	4,891	5,020	4,755
All Case Types	16,189	16,663	16,433	15,997	9,316	9,475	10,386	10,997	12,044	12,244

Table 6b. Franklin County Municipal Court, Environmental Division, Incoming Cases Per Judge, 2016 to 2025

Case Type	2015	2016	2017	2018	2019	2020	2021	2022	2023	2024
Contracts	0	0	0	0	0	0	0	0	0	0
F.E.D. (Evictions)	0	1	2	0	1	0	0	0	0	0
Other Civil	1	1	0	0	0	0	0	0	0	0
Pers. Inj./Prop. Damage	0	0	0	0	0	0	0	0	0	0
Small Claims	0	0	0	0	0	0	0	0	0	0
All Civil Case Types	1	2	2	0	1	0	0	0	0	0
Felonies	14	12	5	3	1	5	2	1	77	5
Misdemeanors	4,861	4,969	4,220	3,565	2,397	3,202	2,974	3,236	2,514	2,559
All Criminal Case Types	4,875	4,981	4,225	3,568	2,398	3,207	2,976	3,237	2,591	2,564
O.V.I.	14	7	16	13	8	13	8	6	8	6
Other Traffic	1,246	1,367	1,171	1,133	764	855	839	945	874	1,128
All Traffic Case Types	1,260	1,374	1,187	1,146	772	868	847	951	882	1,134
All Case Types	6,136	6,357	5,414	4,714	3,171	4,075	3,823	4,188	3,473	3,698

Franklin County

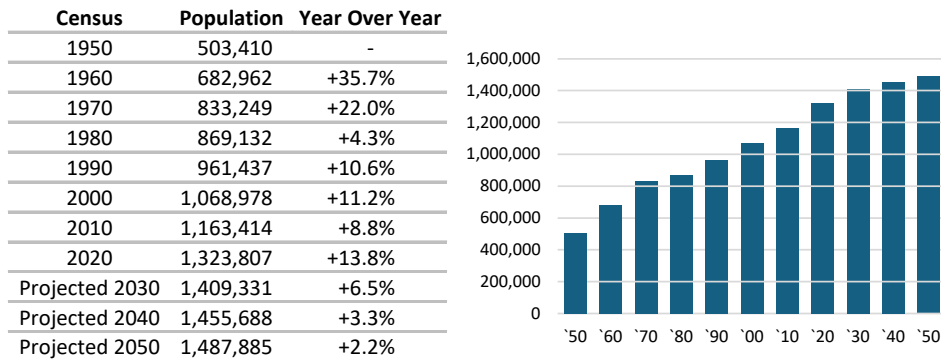
Magistrate History

Table 7. Number of Magistrates

Year	Court of Common Pleas			Franklin County Municipal Court	Franklin Co. MC, Environmental
	DR and Juvenile Division	General Division	Probate Division		
1996	18	11	15	6	0
1997	19	10	15	6	0
1998	20	8	15	6	0
1999	20	8	13	6	0
2000	21	8	15	6	0
2001	21	7	14	6	0
2002	22	8	13	6	0
2003	24	9	13	6	0
2004	24	8	13	6	0
2005	25	7	13	8	0
2006	25	9	14	8	0
2007	24	10	12	8	0
2008	24	9	12	8	0
2009	26	9	15	8	0
2010	27	9	15	8	0
2011	29	9	17	8	0
2012	28	10	13	8	0
2013	28	9	13	7	0
2014	26	9	14	7	0
2015	30	9	14	7	1
2016	27	10	14	7	1
2017	30	10	13	8	1
2018	27	9	13	6	1
2019	27	10	16	6	1
2020	30	9	13	6	1
2021	30	10	15	8	1
2022	35	9	14	8	1
2023	35	9	15	7	1
2024	36	9	17	7	3
2025	32	10	15	7	2

County Population

Figure 1. County Population Trend



Note: Projections from Ohio Department of Development, Office of Research, County Trends Reports

Fulton County

Court of Common Pleas

Since 1957, the Fulton County Court of Common Pleas has consisted of two divisions: a combined General and Domestic Relations Division, and a combined Probate and Juvenile Division, each with one judgeship.

Table 1. Court of Common Pleas, Historical Changes

Year	Configuration	Divisional Configuration						Total Judges
		General and DR			Probate and Juvenile			
		Judges	Filings		Judges	Filings		
		Gen.	DR		Prob.	Juv.		
1957	Gen/DR + Prob/Juv	1	nd	nd	1	nd	nd	2
1960	Gen/DR + Prob/Juv	1	120	61	1	nd	nd	2
1972	Gen/DR + Prob/Juv	1	-	-	1	-	374	2
1974	Gen/DR + Prob/Juv	1	-	-	1	351	-	2
2025	Gen/DR + Prob/Juv	1	557	269	1	298	485	2

Note: Number of filings (incoming cases per judge) is shown where either (1) data for that subject matter was first collected, (2) a new judgeship was added, or (3) the divisional configuration of the court was changed. Years with no such changes are excluded from the table. "nd" means no data available. Current data (2025) are shown at the bottom of the table. Probate courts did not become part of the courts of common pleas until 1970.

Table 2. Court of Common Pleas, Current Roster

Division	Judge	Age at		Age Barred		Election Type
		Current Term End	Next Term Start	From Seeking New Term	Next Election	
General and DR	Haselman, Scott A.	12/31/28	59	No	11/07/28	FTC: 01-01-2029
Probate and Juvenile	Stiriz, Stacey L.	02/08/27	50	No	11/03/26	FTC: 02-09-2027

Note: "FTC" means Full Term Commencing [date].

Table 3a. Civil and Criminal Cases, Incoming Cases Per Judge, 2016 to 2025

Case Type	2016	2017	2018	2019	2020	2021	2022	2023	2024	2025
Administrative Appeals	2	2	0	1	0	1	2	0	2	1
Complex Litigation	0	0	0	1	2	0	0	1	0	1
Foreclosures	93	92	81	77	42	14	50	50	72	71
Other Civil	169	160	141	123	114	90	149	202	215	279
Other Torts	2	1	1	0	4	1	1	3	7	15
Product Liability	0	0	0	0	0	0	0	0	0	0
Professional Tort	3	2	3	1	1	3	2	2	2	1
Workers' Compensation	8	7	11	13	13	14	14	11	13	12
All Civil Case Types	277	264	237	216	176	123	218	269	311	380
Criminal	173	158	211	130	141	154	133	139	203	177
All Case Types	450	422	448	346	317	277	351	408	514	557

Fulton County

Table 3b. Domestic Relations Cases, Incoming Cases Per Judge, 2016 to 2025

Case Type	2016	2017	2018	2019	2020	2021	2022	2023	2024	2025
All Others	16	17	22	17	19	9	7	7	0	0
Change of Custody	29	40	26	44	27	12	9	6	0	0
Domestic Violence	40	42	30	27	28	29	27	36	51	43
Marriage Dissolutions w/Children	38	29	26	28	45	32	35	24	23	29
Marriage Dissolutions w/o Children	25	34	31	26	32	30	45	23	38	40
Marriage Terminations w/Children	62	49	45	55	31	43	41	34	72	78
Marriage Terminations w/o Children	24	44	31	28	35	36	28	26	38	33
Parentage	0	0	0	0	0	1	0	1	0	0
Support - Enforce or Modify	63	77	77	91	106	22	9	11	11	16
U.I.F.S.A.	23	23	36	33	18	17	17	6	16	30
Visitation - Enforce or Modify	12	12	8	12	7	14	10	2	0	0
All Case Types	332	367	332	361	348	245	228	176	249	269

Table 3c. Juvenile Cases, Incoming Cases Per Judge, 2016 to 2025

Case Type	2016	2017	2018	2019	2020	2021	2022	2023	2024	2025
Abuse, Neglect or Dependency	32	49	17	26	13	15	30	10	13	35
Adult Cases	15	21	14	10	10	12	38	17	26	11
All Others	5	8	9	11	3	6	6	3	3	11
Custody/Visitation	112	88	92	97	78	83	66	63	72	59
Delinquency	182	214	185	130	86	102	143	129	96	124
Parentage	8	9	7	11	6	0	0	12	5	4
Permanent Custody	2	1	5	3	2	1	0	0	0	1
Support - Enforce or Modify	216	214	206	208	161	140	129	153	104	108
Traffic	166	223	193	165	98	168	102	116	114	115
U.I.F.S.A.	0	0	0	0	0	0	0	0	0	0
Unruly	13	21	40	29	24	36	27	22	20	17
All Case Types	751	848	768	690	481	563	541	525	453	485

Table 3d. Probate Cases, Incoming Cases Per Judge, 2016 to 2025

Case Type	2016	2017	2018	2019	2020	2021	2022	2023	2024	2025
Adoptions	19	12	22	19	11	20	17	12	11	20
Birth Records	4	3	2	3	0	1	4	5	4	2
Change of Name	20	29	13	15	17	28	33	18	14	22
Civil Actions	4	8	6	5	5	1	5	1	2	5
Civil Commitments	11	14	7	3	4	8	6	2	5	3
Conservatorships	0	0	0	0	1	0	1	0	0	0
Decedents' Estates	180	212	240	225	243	262	311	254	233	218
Guardianships of Adults	14	24	17	12	11	23	23	14	24	14
Guardianships of Minors	1	8	7	8	4	4	1	5	7	4
Minors' Settlements	7	2	4	3	7	7	2	8	9	8
Testamentary Trusts	3	5	0	6	4	3	3	1	0	2
Wrongful Death	0	0	0	0	0	0	0	0	0	0
All Case Types	263	317	318	299	307	357	406	320	309	298

Fulton County

Municipal and County Courts

Prior to January 1, 2023, the sole limited jurisdiction trial court in Fulton County was the Fulton County Court, consisting of two part-time judgeships. In 2023, one seat was abolished, and the sole remaining judgeship converted to full-time status. Then, effective January 1, 2024, the court was abolished, and its caseload was transferred to the newly established Fulton County Municipal Court, with a single full-time judgeship.

Table 4. Limited Jurisdiction Trial Courts, Historical Changes

Year	Fulton County Court		Fulton County Municipal Court		Total Judges
	Judges	Filings	Judges	Filings	
1958	2 (pt)	nd	N/A	N/A	2 (pt)
2023	1 (ft)	745	N/A	N/A	1 (ft)
2025	N/A	N/A	1 (ft)	6,169	1 (ft)

Note: Number of filings (incoming cases *per judge*) is shown where either (1) data for that court was first collected, (2) a new judgeship was added, or (3) a part-time judgeship (denoted as "(pt)") was converted to full-time status (denoted as "(ft)"). Years with no such changes are excluded from the table. "nd" means no data available. "N/A" means not applicable because court did not exist. Current data (2025) are shown at the bottom of the table. Fulton CC was unable to provide caseload statistical reports for April-December 2023. Accordingly, the value shown above of 745 only pertains to the first quarter of 2023.

Table 5. Fulton County Municipal Court, Current Roster

Court	Judge	Age at		Age Barred		Next Election	Election Type
		Current Term End	Next Term Start	From Seeking New Term	Next Election		
Fulton Co. MC	Nagel, Eric K.	12/31/29	54	No	11/06/29	FTC: 01-01-2030	

Note: "FTC" means Full Term Commencing [date].

Table 6. Fulton County Municipal Court, Incoming Cases Per Judge, 2016 to 2025

Case Type	2016	2017	2018	2019	2020	2021	2022	2023	2024	2025
Contracts	418	529	626	640	481	535	484	46	771	1,040
F.E.D. (Evictions)	148	149	145	138	90	87	110	14	137	119
Other Civil	96	114	150	107	41	56	21	2	40	33
Pers. Inj./Prop. Damage	8	5	9	10	0	2	3	1	0	1
Small Claims	396	418	542	671	575	888	522	115	951	390
All Civil Case Types	1,066	1,215	1,472	1,566	1,187	1,568	1,140	178	1,899	1,583
Felonies	55	105	86	59	81	79	39	0	2	2
Misdemeanors	787	945	1,070	967	744	701	642	63	518	511
All Criminal Case Types	842	1,050	1,156	1,026	825	780	681	63	520	513
O.V.I.	154	149	188	179	154	166	99	13	115	118
Other Traffic	7,573	9,860	9,924	9,452	4,824	6,175	4,230	393	4,671	3,955
All Traffic Case Types	7,727	10,009	10,112	9,631	4,978	6,341	4,329	406	4,786	4,073
All Case Types	9,635	12,274	12,740	12,223	6,990	8,689	6,150	647	7,205	6,169

Note: The caseloads for Fulton County Court and the Fulton County Municipal Court are combined in this table. Fulton County Court was unable to provide a complete set of monthly statistical reports for 2023.

Fulton County

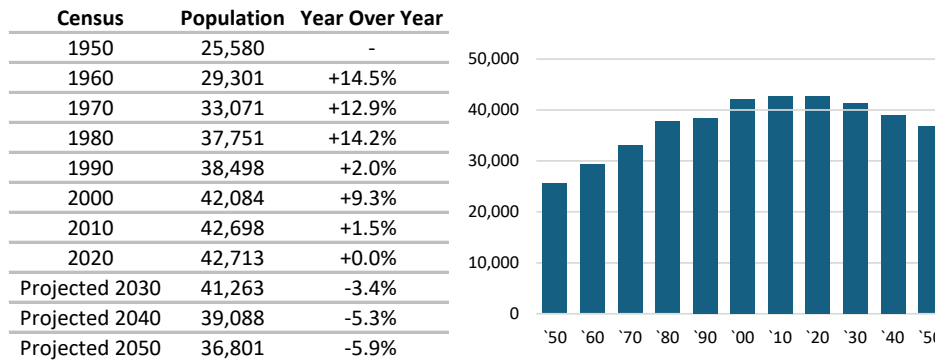
Magistrate History

Table 7. Number of Magistrates

Year	Court of Common Pleas		Fulton County Municipal Court
	General and DR Division	Probate and Juvenile Division	
1996	0	0	0
1997	0	0	0
1998	0	0	0
1999	0	0	0
2000	0	0	0
2001	0	0	0
2002	0	0	0
2003	0	0	0
2004	0	0	0
2005	1	0	0
2006	1	0	0
2007	1	0	0
2008	1	0	0
2009	1	0	0
2010	1	0	0
2011	1	0	0
2012	1	0	0
2013	1	0	0
2014	1	0	0
2015	1	0	0
2016	1	0	0
2017	1	0	0
2018	1	0	0
2019	1	0	0
2020	1	0	0
2021	2	0	0
2022	2	0	0
2023	1	0	0
2024	1	0	0
2025	1	0	0

County Population

Figure 1. County Population Trend



Note: Projections from Ohio Department of Development, Office of Research, County Trends Reports

Gallia County

Court of Common Pleas

Since 1955, the Gallia County Court of Common Pleas has consisted of two divisions: a combined General and Domestic Relations Division, and a combined Probate and Juvenile Division, each with one judgeship.

Table 1. Court of Common Pleas, Historical Changes

Year	Configuration	Divisional Configuration						Total Judges
		General and DR			Probate and Juvenile			
		Judges	Filings		Judges	Filings		
		Gen.	DR		Prob.	Juv.		
1955	Gen/DR + Prob/Juv	1	nd	nd	1	nd	nd	2
1960	Gen/DR + Prob/Juv	1	216	92	1	nd	nd	2
1972	Gen/DR + Prob/Juv	1	-	-	1	-	389	2
1974	Gen/DR + Prob/Juv	1	-	-	1	367	-	2
2025	Gen/DR + Prob/Juv	1	491	289	1	262	856	2

Note: Number of filings (incoming cases per judge) is shown where either (1) data for that subject matter was first collected, (2) a new judgeship was added, or (3) the divisional configuration of the court was changed. Years with no such changes are excluded from the table. "nd" means no data available. Current data (2025) are shown at the bottom of the table. Probate courts did not become part of the courts of common pleas until 1970.

Table 2. Court of Common Pleas, Current Roster

Division	Judge	Current	Age at	Age Barred	Next Election	Election Type
		Term End	Next Term Start	From Seeking New Term		
General and DR	Evans, Margaret	12/31/28	66	No	11/07/28	FTC: 01-01-2029
Probate and Juvenile	Moulton, Thomas S.	02/08/27	56	No	11/03/26	FTC: 02-09-2027

Note: "FTC" means Full Term Commencing [date].

Table 3a. Civil and Criminal Cases, Incoming Cases Per Judge, 2016 to 2025

Case Type	2016	2017	2018	2019	2020	2021	2022	2023	2024	2025
Administrative Appeals	0	1	0	2	2	4	1	2	3	0
Complex Litigation	0	0	0	0	0	0	0	0	0	0
Foreclosures	65	56	63	74	28	31	40	80	79	111
Other Civil	103	98	92	108	74	117	93	127	113	102
Other Torts	14	22	11	13	19	13	2	3	17	8
Product Liability	0	0	0	0	0	0	0	1	0	0
Professional Tort	4	6	3	7	4	8	1	6	3	1
Workers' Compensation	23	14	14	21	18	23	8	14	34	22
All Civil Case Types	209	197	183	225	145	196	145	233	249	244
Criminal	235	244	350	356	290	342	350	312	271	247
All Case Types	444	441	533	581	435	538	495	545	520	491

Gallia County

Table 3b. Domestic Relations Cases, Incoming Cases Per Judge, 2016 to 2025

Case Type	2016	2017	2018	2019	2020	2021	2022	2023	2024	2025
All Others	9	17	7	18	10	7	12	11	9	9
Change of Custody	8	11	8	19	18	20	21	10	13	16
Domestic Violence	39	13	44	63	52	58	42	50	30	22
Marriage Dissolutions w/Children	41	30	39	29	29	25	19	18	18	20
Marriage Dissolutions w/o Children	52	48	52	36	37	30	37	37	22	25
Marriage Terminations w/Children	38	29	28	34	35	30	32	34	34	22
Marriage Terminations w/o Children	36	25	27	35	34	25	26	34	40	35
Parentage	0	0	0	0	2	9	10	6	9	9
Support - Enforce or Modify	124	117	146	117	140	118	115	145	118	123
U.I.F.S.A.	0	0	0	1	1	0	0	0	0	0
Visitation - Enforce or Modify	10	3	4	8	8	5	4	9	9	8
All Case Types	357	293	355	360	366	327	318	354	302	289

Table 3c. Juvenile Cases, Incoming Cases Per Judge, 2016 to 2025

Case Type	2016	2017	2018	2019	2020	2021	2022	2023	2024	2025
Abuse, Neglect or Dependency	30	26	30	40	101	59	32	42	66	38
Adult Cases	93	98	45	51	39	132	167	116	89	27
All Others	53	41	109	74	58	58	72	55	69	34
Custody/Visitation	59	53	56	48	18	34	36	32	22	44
Delinquency	184	132	114	81	71	84	93	108	102	127
Parentage	72	37	58	83	92	69	47	47	40	54
Permanent Custody	10	8	8	5	0	13	5	11	10	2
Support - Enforce or Modify	362	290	446	393	359	398	408	350	346	324
Traffic	175	206	190	232	188	220	144	187	185	159
U.I.F.S.A.	24	25	15	23	5	17	8	16	9	6
Unruly	65	67	52	38	42	113	146	109	95	41
All Case Types	1,127	983	1,123	1,068	973	1,197	1,158	1,073	1,033	856

Table 3d. Probate Cases, Incoming Cases Per Judge, 2016 to 2025

Case Type	2016	2017	2018	2019	2020	2021	2022	2023	2024	2025
Adoptions	7	9	20	16	16	13	18	16	15	6
Birth Records	3	1	9	8	2	5	4	2	5	2
Change of Name	15	10	9	17	8	12	16	11	11	14
Civil Actions	19	29	32	7	2	5	6	6	6	3
Civil Commitments	16	30	49	31	31	53	39	44	18	6
Conservatorships	0	0	0	0	0	0	0	0	0	0
Decedents' Estates	223	160	175	190	159	205	221	233	186	189
Guardianships of Adults	14	36	15	20	16	32	25	28	30	30
Guardianships of Minors	5	9	4	2	2	4	3	6	2	3
Minors' Settlements	4	5	5	3	0	2	0	2	1	6
Testamentary Trusts	1	0	1	0	3	0	0	0	6	3
Wrongful Death	0	0	0	0	0	0	0	0	0	0
All Case Types	307	289	319	294	239	331	332	348	280	262

Gallia County

Municipal and County Courts

Gallipolis Municipal Court, consisting of one full-time judgeship, is the only limited jurisdiction trial court in Gallia County. Since its inception, it has not undergone any changes in its structure or number of judgeships. In 1982, the part-time judgeship was converted to full-time.

Table 4. Gallipolis Municipal Court, Historical Changes

Year	Judges	Filings
1953	1 (pt)	nd
1975	1 (pt)	3,922
1982	1 (ft)	7,657
2025	1 (ft)	6,283

Note: Number of filings (incoming cases *per judge*) is shown where either (1) data for that court was first collected, (2) a new judgeship was added, or (3) a part-time judgeship (denoted as "(pt)") was converted to full-time status (denoted as "(ft)"). Years with no such changes are excluded from the table. "nd" means no data available. "N/A" means not applicable because court did not exist. Current data (2025) are shown at the bottom of the table.

Table 5. Gallipolis Municipal Court, Current Roster

Court	Judge	Current	Age at	Age Barred	Next	Election Type
		Term	Next Term	From Seeking		
		End	Start	New Term	Election	
Gallipolis MC	Mulford, Eric R.	12/31/29	51	No	11/06/29	FTC: 01-01-2030

Note: "FTC" means Full Term Commencing [date].

Table 6. Gallipolis Municipal Court, Incoming Cases Per Judge, 2016 to 2025

Case Type	2016	2017	2018	2019	2020	2021	2022	2023	2024	2025
Contracts	383	661	544	552	399	376	377	458	637	612
F.E.D. (Evictions)	119	104	123	108	86	79	67	69	68	65
Other Civil	1	0	0	1	3	5	3	1	1	2
Pers. Inj./Prop. Damage	7	8	3	5	6	2	2	7	6	7
Small Claims	8	25	29	31	15	18	18	29	27	18
All Civil Case Types	518	798	699	697	509	480	467	564	739	704
Felonies	66	103	87	94	69	60	66	83	64	82
Misdemeanors	1,485	1,446	1,688	1,401	1,437	1,054	933	774	763	665
All Criminal Case Types	1,551	1,549	1,775	1,495	1,506	1,114	999	857	827	747
O.V.I.	295	341	392	330	305	278	199	199	195	190
Other Traffic	5,591	5,662	5,270	5,181	4,106	5,309	4,845	4,693	4,463	4,642
All Traffic Case Types	5,886	6,003	5,662	5,511	4,411	5,587	5,044	4,892	4,658	4,832
All Case Types	7,955	8,350	8,136	7,703	6,426	7,181	6,510	6,313	6,224	6,283

Gallia County

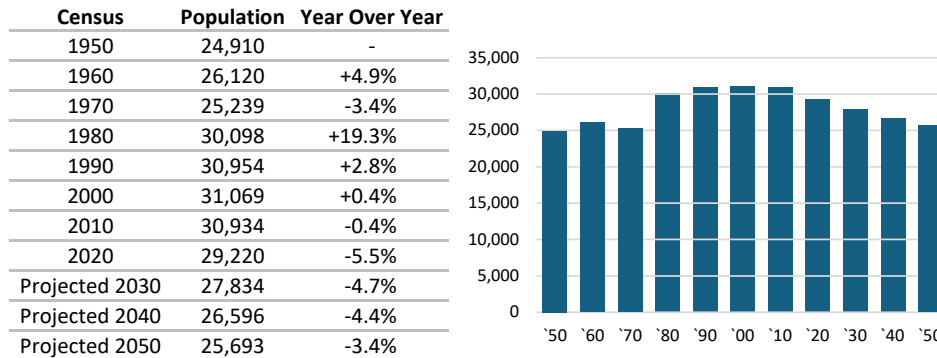
Magistrate History

Table 7. Number of Magistrates

Year	Court of Common Pleas		Gallipolis Municipal Court
	General and DR Division	Probate and Juvenile Division	
1996	1	0	0
1997	1	0	0
1998	1	0	0
1999	1	0	0
2000	1	0	0
2001	1	0	1
2002	2	0	1
2003	3	1	1
2004	2	1	1
2005	2	1	1
2006	2	1	1
2007	2	1	1
2008	2	1	2
2009	2	1	1
2010	2	1	1
2011	2	1	1
2012	2	1	1
2013	2	1	1
2014	2	1	0
2015	2	1	0
2016	2	1	0
2017	1	1	0
2018	1	1	1
2019	1	1	0
2020	1	1	2
2021	1	1	2
2022	1	1	2
2023	1	1	2
2024	1	1	1
2025	1	1	1

County Population

Figure 1. County Population Trend



Note: Projections from Ohio Department of Development, Office of Research, County Trends Reports

Geauga County

Court of Common Pleas

The Geauga County Court of Common Pleas currently consists of two divisions: a combined General and Domestic Relations Division with two judgeships, and a combined Probate and Juvenile Division with one judgeship. The divisional configuration has not changed since 1955. In 1977, an additional judgeship was added to the General and Domestic Relations Division.

Table 1. Court of Common Pleas, Historical Changes

Year	Configuration	Divisional Configuration						Total Judges
		General and DR			Probate and Juvenile			
		Judges	Filings		Judges	Filings		
		Gen.	DR		Prob.	Juv.		
1955	Gen/DR + Prob/Juv	1	nd	nd	1	nd	nd	2
1960	Gen/DR + Prob/Juv	1	508	152	1	nd	nd	2
1972	Gen/DR + Prob/Juv	1	-	-	1	-	865	2
1974	Gen/DR + Prob/Juv	1	-	-	1	476	-	2
1977	Gen/DR + Prob/Juv	2	644	483	1	479	1,340	3
2025	Gen/DR + Prob/Juv	2	556	140	1	642	508	3

Note: Number of filings (incoming cases per judge) is shown where either (1) data for that subject matter was first collected, (2) a new judgeship was added, or (3) the divisional configuration of the court was changed. Years with no such changes are excluded from the table. "nd" means no data available. Current data (2024) are shown at the bottom of the table. Probate courts did not become part of the courts of common pleas until 1970.

Table 2. Court of Common Pleas, Current Roster

Division	Judge	Current	Age at	Age Barred	Next Election	Election Type
		Term End	Next Term Start	From Seeking New Term		
General and DR	Paschke, Carolyn J.	12/31/28	58	No	11/07/28	FTC: 01-01-2029
	Rambo, Matthew C.	01/05/31	51	No	11/05/30	FTC: 01-06-2031
Probate and Juvenile	Grendell, Timothy J.	02/08/27	73	Yes	11/03/26	FTC: 02-09-2027

Note: "FTC" means Full Term Commencing [date].

Table 3a. Civil and Criminal Cases, Incoming Cases Per Judge, 2016 to 2025

Case Type	2016	2017	2018	2019	2020	2021	2022	2023	2024	2025
Administrative Appeals	5	2	5	7	5	7	4	3	3	3
Complex Litigation	0	0	0	0	0	0	0	0	0	0
Foreclosures	143	156	106	99	54	38	76	64	71	60
Other Civil	190	206	186	233	186	183	153	175	205	266
Other Torts	76	70	61	71	78	61	34	37	38	55
Product Liability	0	0	1	2	0	0	0	1	0	1
Professional Tort	2	1	3	2	3	1	2	1	2	1
Workers' Compensation	22	19	24	19	18	19	22	20	24	29
All Civil Case Types	437	453	384	431	342	308	290	299	341	413
Criminal	137	148	125	140	151	130	168	142	120	143
All Case Types	573	601	509	571	493	438	458	440	461	556

Geauga County

Table 3b. Domestic Relations Cases, Incoming Cases Per Judge, 2016 to 2025

Case Type	2016	2017	2018	2019	2020	2021	2022	2023	2024	2025
All Others	7	11	7	4	7	5	2	3	7	4
Change of Custody	0	0	0	0	0	0	0	0	0	0
Domestic Violence	46	32	35	46	34	38	44	33	39	28
Marriage Dissolutions w/Children	18	19	25	25	33	26	22	23	11	14
Marriage Dissolutions w/o Children	29	35	33	34	24	26	27	18	23	19
Marriage Terminations w/Children	39	43	40	33	29	31	23	23	23	18
Marriage Terminations w/o Children	25	31	24	29	20	20	19	16	18	20
Parentage	0	0	0	0	0	0	0	0	0	0
Support - Enforce or Modify	65	61	63	77	40	35	35	37	35	36
U.I.F.S.A.	0	0	0	0	0	0	0	0	0	0
Visitation - Enforce or Modify	1	1	1	1	1	1	1	1	2	3
All Case Types	229	231	227	247	185	181	170	152	156	140

Table 3c. Juvenile Cases, Incoming Cases Per Judge, 2016 to 2025

Case Type	2016	2017	2018	2019	2020	2021	2022	2023	2024	2025
Abuse, Neglect or Dependency	32	32	60	71	50	36	44	30	33	27
Adult Cases	12	3	3	10	1	8	5	3	1	3
All Others	44	34	19	8	3	1	2	0	1	3
Custody/Visitation	85	93	79	86	103	129	104	89	86	74
Delinquency	243	228	151	166	110	106	63	96	99	109
Parentage	11	12	11	9	11	7	1	7	13	8
Permanent Custody	4	9	3	0	5	0	3	5	4	3
Support - Enforce or Modify	215	172	180	154	72	78	59	75	81	92
Traffic	260	259	251	240	197	209	187	188	188	167
U.I.F.S.A.	10	7	7	2	3	2	3	0	3	5
Unruly	20	13	22	58	18	13	26	30	29	17
All Case Types	936	862	786	804	573	589	497	523	538	508

Table 3d. Probate Cases, Incoming Cases Per Judge, 2016 to 2025

Case Type	2016	2017	2018	2019	2020	2021	2022	2023	2024	2025
Adoptions	19	27	24	29	16	20	25	12	12	18
Birth Records	9	9	14	8	7	4	10	11	7	2
Change of Name	38	40	44	54	49	57	41	50	43	56
Civil Actions	25	17	21	22	18	10	11	21	19	17
Civil Commitments	35	18	22	20	23	13	13	11	13	23
Conservatorships	0	0	2	1	0	0	4	1	1	0
Decedents' Estates	390	347	415	367	352	428	457	399	402	429
Guardianships of Adults	47	65	48	60	50	93	74	70	101	72
Guardianships of Minors	15	19	12	9	9	14	9	18	8	11
Minors' Settlements	7	11	6	2	8	19	7	9	8	11
Testamentary Trusts	2	2	0	2	8	1	7	5	5	3
Wrongful Death	0	0	0	0	0	0	0	0	0	0
All Case Types	587	555	608	574	540	659	658	607	619	642

Geauga County

Municipal and County Courts

From 1958 to 1963, Geauga County Court was the only limited jurisdiction trial court in Geauga County. It was abolished in 1963, and the Chardon Municipal Court was established. The court consists of one full-time judgeship. Since its inception in 1964, it has not undergone any changes in its structure or number of judgeships.

Table 4. Limited Jurisdiction Trial Courts, Historical Changes

Year	Gauga County Court		Chardon Municipal Court		Total Judges
	Judges	Filings	Judges	Filings	
1958	1 (pt)	nd	N/A	N/A	1
1964	N/A	N/A	1 (pt)	nd	1
1975	N/A	N/A	1 (pt)	7,738	1
2011	N/A	N/A	1 (ft)	11,428	1
2025	N/A	N/A	1 (ft)	7,514	1

Note: Number of filings (incoming cases *per judge*) is shown where either (1) data for that court was first collected, (2) a new judgeship was added, or (3) a part-time judgeship (denoted as "(pt)") was converted to full-time status (denoted as "(ft)"). Years with no such changes are excluded from the table. "nd" means no data available. "N/A" means not applicable because court did not exist. Current data (2025) are shown at the bottom of the table.

Table 5. Chardon Municipal Court, Current Roster

Court	Judge	Current	Age at	Age Barred	Next Election	Election Type
		Term End	Next Term Start	From Seeking New Term		
Chardon MC	Stupica, Terri L.	12/31/29	67	No	11/06/29	FTC: 01-01-2030

Note: "FTC" means Full Term Commencing [date].

Table 6. Chardon Municipal Court, Incoming Cases Per Judge, 2016 to 2025

Case Type	2016	2017	2018	2019	2020	2021	2022	2023	2024	2025
Contracts	590	682	704	882	690	791	670	624	854	1,029
F.E.D. (Evictions)	133	150	134	152	98	81	101	106	132	102
Other Civil	23	7	14	9	8	14	9	1	7	8
Pers. Inj./Prop. Damage	22	15	25	13	14	15	16	8	8	4
Small Claims	230	289	288	315	213	242	164	190	252	169
All Civil Case Types	998	1,143	1,165	1,371	1,023	1,143	960	929	1,253	1,312
Felonies	212	203	188	156	152	143	182	136	153	135
Misdemeanors	1,376	1,370	1,291	1,335	1,194	1,313	1,211	1,213	925	977
All Criminal Case Types	1,588	1,573	1,479	1,491	1,346	1,456	1,393	1,349	1,078	1,112
O.V.I.	290	324	298	313	207	264	236	222	255	222
Other Traffic	7,569	7,330	7,084	6,635	4,381	5,658	5,816	5,075	5,394	4,868
All Traffic Case Types	7,859	7,654	7,382	6,948	4,588	5,922	6,052	5,297	5,649	5,090
All Case Types	10,445	10,370	10,026	9,810	6,957	8,521	8,405	7,575	7,980	7,514

Geauga County

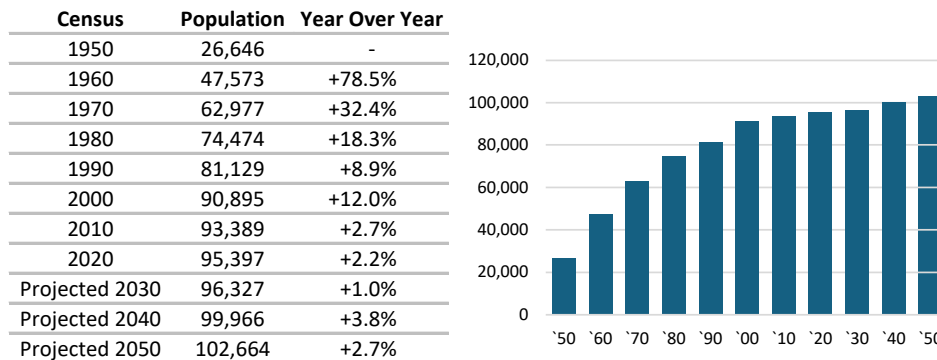
Magistrate History

Table 7. Number of Magistrates

Year	Court of Common Pleas		Chardon Municipal Court
	General and DR Division	Probate and Juvenile Division	
1996	1	1	1
1997	1	1	1
1998	1	1	2
1999	1	1	2
2000	1	1	2
2001	1	1	2
2002	1	1	2
2003	1	1	1
2004	1	1	1
2005	1	1	1
2006	2	1	1
2007	1	1	3
2008	1	1	3
2009	1	1	3
2010	1	1	3
2011	1	1	3
2012	1	1	1
2013	2	1	1
2014	2	1	1
2015	2	1	1
2016	3	1	1
2017	3	3	1
2018	3	2	1
2019	3	1	2
2020	4	1	2
2021	3	1	1
2022	3	1	1
2023	4	2	1
2023	4	2	1
2024	4	2	1

County Population

Figure 1. County Population Trend



Note: Projections from Ohio Department of Development, Office of Research, County Trends Reports

Greene County

Court of Common Pleas

The Greene County Court of Common Pleas currently consists of four divisions. In 1985, the combined General and Domestic Relations Divisions were reconfigured into a separately administered General Division and Domestic Relations Division, with a combined Juvenile and Probate Division. Then, in 1995, a separately administered Juvenile Division was established.

Table 1. Court of Common Pleas, Historical Changes

Year	Configuration	Divisional Configuration														Total Judges
		DR and General Filings			General Only		Juvenile and Probate Filings			DR Only		Juvenile Only		Probate Only		
		Judges	Gen.	DR	Judges	Filings	Judges	Juv.	Prob.	Judges	Filings	Judges	Filings	Judge	Filings	
1957	Gen/DR + Juv/Prob	1	nd	nd	N/A	N/A	1	nd	nd	N/A	N/A	N/A	N/A	N/A	N/A	2
1960	Gen/DR + Juv/Prob	1	555	398	N/A	N/A	1	nd	nd	N/A	N/A	N/A	N/A	N/A	N/A	2
1961	Gen/DR + Juv/Prob	2	599	385	N/A	N/A	1	nd	nd	N/A	N/A	N/A	N/A	N/A	N/A	3
1972	Gen/DR + Juv/Prob	2	-	-	N/A	N/A	1	1,862	nd	N/A	N/A	N/A	N/A	N/A	N/A	3
1974	Gen/DR + Juv/Prob	2	-	-	N/A	N/A	1	-	868	N/A	N/A	N/A	N/A	N/A	N/A	3
1979	Gen/DR + Juv/Prob	2	-	-	N/A	N/A	1	3,004	757	N/A	N/A	N/A	N/A	N/A	N/A	4
1985	Gen + DR + Juv/Prob	N/A	N/A	N/A	2	906	1	2,292	942	1	1,175	N/A	N/A	N/A	N/A	4
1995	Gen + DR + Juv + Prob	N/A	N/A	N/A	2	1,285	N/A	N/A	N/A	1	2,061	1	5,186	1	1,126	5
2025	Gen + DR + Juv + Prob	N/A	N/A	N/A	2	1,071	N/A	N/A	N/A	1	1,115	1	1,931	1	1,045	5

Note: Number of filings (incoming cases per judge) is shown where either (1) data for that subject matter was first collected, (2) a new judgeship was added, or (3) the divisional configuration of the court was changed. Years with no such changes are excluded from the table. "nd" means no data available. "N/A" means not applicable because division type did not exist. Current data (2025) are shown at the bottom of the table. Probate courts did not become part of the courts of common pleas until 1970.

Table 2. Court of Common Pleas, Current Roster

Division	Judge	Current Term End	Age at Next Term Start	Age Barred From Seeking New Term	Next Election	Election Type
Domestic Relations	Martin, Cynthia	12/31/26	63	No	11/03/26	FTC: 01-01-2027
General	Buckwalter, Michael A.	01/01/27	69	No	11/03/26	FTC: 01-02-2027
	Tornichio, Adolfo A.	02/08/29	59	No	11/07/28	FTC: 02-09-2029
Juvenile	Lewis, Amy	12/31/30	63	No	11/05/30	FTC: 01-01-2031
Probate	O'Diam, Thomas M.	02/08/27	67	No	11/03/26	FTC: 02-09-2027

Note: "FTC" means Full Term Commencing [date].

Table 3a. Civil and Criminal Cases, Incoming Cases Per Judge, 2016 to 2025

Case Type	2016	2017	2018	2019	2020	2021	2022	2023	2024	2025
Administrative Appeals	5	4	4	4	5	3	4	2	4	4
Complex Litigation	0	0	0	0	0	0	0	0	0	0
Foreclosures	204	186	155	158	140	57	123	148	131	110
Other Civil	142	146	164	187	148	168	231	303	396	460
Other Torts	86	79	71	80	87	65	74	85	78	71
Product Liability	5	6	2	3	1	1	3	1	0	0
Professional Tort	1	5	2	3	2	4	1	2	2	3
Workers' Compensation	19	18	16	26	26	16	14	12	10	11
All Civil Case Types	462	442	412	459	407	312	448	553	619	657
Criminal	366	378	534	489	457	423	384	431	434	415
All Case Types	828	820	946	948	864	735	831	984	1,052	1,071

Greene County

Table 3b. Domestic Relations Cases, Incoming Cases Per Judge, 2016 to 2025

Case Type	2016	2017	2018	2019	2020	2021	2022	2023	2024	2025
All Others	32	28	40	25	5	10	9	7	27	38
Change of Custody	21	27	28	27	70	31	25	14	23	18
Domestic Violence	201	202	210	247	215	244	253	322	436	421
Marriage Dissolutions w/Children	75	84	75	88	77	99	78	82	75	69
Marriage Dissolutions w/o Children	140	107	156	120	120	128	122	128	122	110
Marriage Terminations w/Children	170	173	164	180	134	148	137	129	119	124
Marriage Terminations w/o Children	149	174	159	155	129	145	115	134	130	124
Parentage	0	0	0	0	0	0	0	0	0	0
Support - Enforce or Modify	249	293	278	258	207	199	201	255	182	147
U.I.F.S.A.	24	18	18	10	12	19	16	4	8	14
Visitation - Enforce or Modify	16	23	20	18	23	44	53	17	30	50
All Case Types	1,077	1,129	1,148	1,128	992	1,067	1,009	1,092	1,152	1,115

Table 3c. Juvenile Cases, Incoming Cases Per Judge, 2016 to 2025

Case Type	2016	2017	2018	2019	2020	2021	2022	2023	2024	2025
Abuse, Neglect or Dependency	336	283	169	185	154	113	101	128	128	136
Adult Cases	32	17	24	26	52	32	69	128	59	89
All Others	19	14	30	42	77	73	73	51	66	73
Custody/Visitation	540	434	467	327	147	199	220	314	287	343
Delinquency	583	621	466	505	399	247	359	431	417	342
Parentage	37	34	33	28	20	41	29	36	31	22
Permanent Custody	70	94	81	49	0	0	10	8	7	0
Support - Enforce or Modify	922	1,114	1,104	806	703	672	582	711	567	392
Traffic	619	708	640	538	463	449	392	441	452	455
U.I.F.S.A.	0	0	0	0	0	0	0	0	0	0
Unruly	44	56	54	77	54	45	50	104	51	79
All Case Types	3,202	3,375	3,068	2,583	2,069	1,871	1,885	2,352	2,065	1,931

Table 3d. Probate Cases, Incoming Cases Per Judge, 2016 to 2025

Case Type	2016	2017	2018	2019	2020	2021	2022	2023	2024	2025
Adoptions	112	120	120	117	95	115	78	63	75	78
Birth Records	8	12	11	12	8	11	21	11	12	11
Change of Name	80	66	78	114	97	133	139	121	126	141
Civil Actions	28	15	15	11	13	18	13	13	18	20
Civil Commitments	16	16	17	19	14	13	8	8	3	9
Conservatorships	0	2	0	0	1	1	0	1	0	0
Decedents' Estates	671	611	656	637	643	828	802	671	629	681
Guardianships of Adults	45	51	48	44	74	68	54	63	48	68
Guardianships of Minors	10	10	16	16	20	9	35	19	9	14
Minors' Settlements	7	13	4	5	9	11	10	12	14	19
Testamentary Trusts	3	0	2	12	10	2	8	5	8	4
Wrongful Death	0	0	0	0	0	0	0	0	0	0
All Case Types	980	916	967	987	984	1,209	1,168	987	942	1,045

Greene County

Municipal and County Courts

There are currently two limited jurisdiction trial courts in Greene County: Fairborn Municipal Court and Xenia Municipal Court. There were three limited jurisdiction trial courts until 1978, when the Greene County Court was abolished. An additional full-time judgeship was added to Fairborn Municipal Court, effective January 1, 2024.

Table 4. Limited Jurisdiction Trial Courts, Historical Changes

Year	Fairborn Municipal Court		Greene County Court		Xenia Municipal Court		Total Judges
	Judges	Filings	Judges	Filings	Judges	Filings	
1953	N/A	N/A	N/A	N/A	1 (pt)	nd	1
1958	1 (pt)	nd	1 (pt)	nd	1 (pt)	nd	3
1963	1 (pt)	nd	2 (pt)	nd	1 (pt)	nd	4
1975	1 (pt)	7,453	2 (pt)	5,373	1 (pt)	5,684	4
1978	1 (ft)	10,827	N/A	N/A	1 (ft)	7,630	2
2024	2 (ft)	7,825	N/A	N/A	1 (ft)	-	3
2025	2 (ft)	7,768	N/A	N/A	1 (ft)	9,468	3

Note: Number of filings (incoming cases per judge) is shown where either (1) data for that court was first collected, (2) a new judgeship was added, or (3) a part-time judgeship (denoted as "(pt)") was converted to full-time status (denoted as "(ft)"). Years with no such changes are excluded from the table. "nd" means no data available. "N/A" means not applicable because court did not exist. Current data (2025) are shown at the bottom of the table.

Table 5. Limited Jurisdiction Trial Courts, Current Roster

Court	Judge	Current	Age at	Age Barred	Next	
		Term End	Next Term Start	From Seeking New Term	Election	Election Type
Fairborn MC	Cappelli, Beth W.	12/31/31	65	No	11/04/31	FTC: 01-01-2032
	Hunt, Andrew J.	12/31/29	54	No	11/06/29	FTC: 01-01-2030
Xenia MC	McNamee, David M.	12/31/31	61	No	11/04/31	FTC: 01-01-2032

Note: "FTC" means Full Term Commencing [date].

Table 6a. Fairborn Municipal Court, Incoming Cases Per Judge, 2016 to 2025

Case Type	2016	2017	2018	2019	2020	2021	2022	2023	2024	2025
Contracts	1,222	1,001	1,051	1,319	825	864	993	1,112	673	802
F.E.D. (Evictions)	550	615	541	557	407	457	541	433	200	206
Other Civil	44	28	24	25	34	34	32	26	17	14
Pers. Inj./Prop. Damage	33	29	27	17	17	18	22	17	9	4
Small Claims	203	107	289	211	148	235	205	175	104	105
All Civil Case Types	2,052	1,780	1,932	2,129	1,431	1,608	1,793	1,763	1,002	1,130
Felonies	459	583	503	485	539	403	391	472	224	232
Misdemeanors	2,761	3,036	2,861	2,921	3,008	2,243	1,934	1,907	908	851
All Criminal Case Types	3,220	3,619	3,364	3,406	3,547	2,646	2,325	2,379	1,132	1,083
O.V.I.	739	739	703	485	491	409	337	274	164	160
Other Traffic	11,145	16,005	15,082	15,222	12,589	12,436	9,380	10,081	5,528	5,395
All Traffic Case Types	11,884	16,744	15,785	15,707	13,080	12,845	9,717	10,355	5,691	5,555
All Case Types	17,156	22,143	21,081	21,242	18,058	17,099	13,835	14,497	7,825	7,768

Greene County

Table 6b. Xenia Municipal Court, Incoming Cases Per Judge, 2016 to 2025

Case Type	2016	2017	2018	2019	2020	2021	2022	2023	2024	2025
Contracts	726	970	908	1,186	838	845	836	1,006	1,180	1,583
F.E.D. (Evictions)	279	252	227	266	197	238	222	241	260	254
Other Civil	22	35	17	29	32	35	44	33	36	34
Pers. Inj./Prop. Damage	28	23	23	14	10	10	7	9	5	5
Small Claims	65	70	85	90	82	56	44	57	45	55
All Civil Case Types	1,120	1,350	1,260	1,585	1,159	1,184	1,153	1,346	1,526	1,931
Felonies	259	255	262	222	258	181	159	198	181	245
Misdemeanors	3,066	2,640	2,229	2,205	1,841	1,620	1,662	2,031	1,756	1,491
All Criminal Case Types	3,325	2,895	2,491	2,427	2,099	1,801	1,821	2,229	1,937	1,736
O.V.I.	391	341	307	279	204	222	199	236	241	235
Other Traffic	6,867	7,441	7,860	7,281	4,563	5,120	5,669	5,279	4,925	5,566
All Traffic Case Types	7,258	7,782	8,167	7,560	4,767	5,342	5,868	5,515	5,166	5,801
All Case Types	11,703	12,027	11,918	11,572	8,025	8,327	8,842	9,090	8,629	9,468

Magistrate History

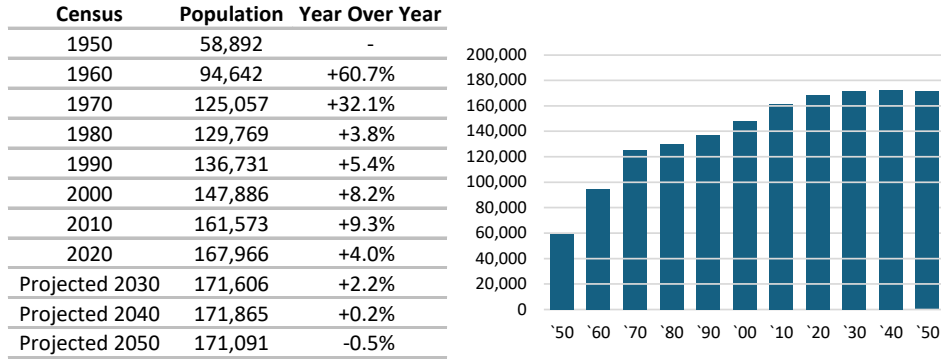
Table 7. Number of Magistrates

Year	Court of Common Pleas				Fairborn Municipal Court	Xenia Municipal Court
	Domestic Relations Division	General Division	Juvenile Division	Probate Division		
1996	1	4	2	0	1	0
1997	2	3	2	0	1	0
1998	2	2	2	0	2	0
1999	2	2	3	0	2	0
2000	3	2	4	0	2	0
2001	4	4	4	0	2	0
2002	4	3	4	0	1	0
2003	5	3	4	0	1	0
2004	4	2	4	0	1	0
2005	4	2	4	0	1	0
2006	6	2	4	0	1	0
2007	4	2	4	0	1	0
2008	3	2	4	0	1	0
2009	3	2	4	1	1	0
2010	3	2	4	1	1	0
2011	3	2	4	0	1	0
2012	3	3	4	0	1	0
2013	3	2	4	0	1	0
2014	3	2	4	0	1	0
2015	3	2	4	0	1	0
2016	3	2	7	0	1	0
2017	3	2	5	0	2	0
2018	3	3	6	0	2	0
2019	3	2	5	0	2	0
2020	4	2	5	0	2	1
2021	4	2	6	0	2	1
2022	4	2	5	0	3	3
2023	3	3	3	0	2	3
2024	3	3	4	0	2	2
2025	3	5	4	0	2	2

Greene County

County Population

Figure 1. County Population Trend



Note: Projections from Ohio Department of Development, Office of Research, County Trends Reports



Guernsey County

Court of Common Pleas

The Guernsey County Court of Common Pleas currently consists of two divisions: a combined General and Domestic Relations Division with two judgeships, and a combined Probate and Juvenile Division with one judgeship. The divisional configuration and number of judgeships have not changed since 1955.

Table 1. Court of Common Pleas, Historical Changes

Year	Configuration	Divisional Configuration						Total Judges
		General and DR			Probate and Juvenile			
		Judges	Filings		Judges	Filings		
		Gen.	DR		Prob.	Juv.		
1955	Gen/DR + Prob/Juv	1	nd	nd	1	nd	nd	2
1960	Gen/DR + Prob/Juv	1	281	134	1	nd	nd	2
1972	Gen/DR + Prob/Juv	1	-	-	1	-	595	2
1974	Gen/DR + Prob/Juv	1	-	-	1	471	-	2
2025	Gen/DR + Prob/Juv	1	657	302	1	327	1,064	2

Note: Number of filings (incoming cases per judge) is shown where either (1) data for that subject matter was first collected, (2) a new judgeship was added, or (3) the divisional configuration of the court was changed. Years with no such changes are excluded from the table. "nd" means no data available. Current data (2025) are shown at the bottom of the table. Probate courts did not become part of the courts of common pleas until 1970.

Table 2. Court of Common Pleas, Current Roster

Division	Judge	Current	Age at	Age Barred	Next Election	Election Type
		Term End	Next Term Start	From Seeking New Term		
General and DR	Padden, Daniel G.	12/31/28	67	No	11/07/28	FTC: 01-01-2029
Probate and Juvenile	Bennett, David B.	02/08/27	66	No	11/03/26	FTC: 02-09-2027

Note: "FTC" means Full Term Commencing [date].

Table 3a. Civil and Criminal Cases, Incoming Cases Per Judge, 2016 to 2025

Case Type	2016	2017	2018	2019	2020	2021	2022	2023	2024	2025
Administrative Appeals	0	0	0	0	0	1	1	0	0	1
Complex Litigation	5	2	2	2	0	0	1	0	3	0
Foreclosures	125	305	304	340	203	81	94	106	117	124
Other Civil	129	136	133	132	129	124	139	143	205	211
Other Torts	34	38	19	34	33	21	15	6	11	15
Product Liability	0	0	0	0	0	0	0	0	0	0
Professional Tort	3	3	2	0	1	1	1	0	0	0
Workers' Compensation	8	15	16	16	16	11	6	19	9	18
All Civil Case Types	304	499	476	524	382	239	257	274	345	369
Criminal	301	429	454	508	376	431	318	300	256	288
All Case Types	605	928	930	1,032	758	670	575	574	601	657

Guernsey County

Table 3b. Domestic Relations Cases, Incoming Cases Per Judge, 2016 to 2025

Case Type	2016	2017	2018	2019	2020	2021	2022	2023	2024	2025
All Others	32	17	17	25	22	26	13	10	16	6
Change of Custody	22	16	22	21	21	25	20	10	15	18
Domestic Violence	46	69	57	56	63	68	48	67	69	63
Marriage Dissolutions w/Children	34	23	22	24	38	31	23	32	28	39
Marriage Dissolutions w/o Children	32	40	43	38	34	33	38	47	28	48
Marriage Terminations w/Children	39	49	62	29	40	38	33	37	44	29
Marriage Terminations w/o Children	42	61	63	42	54	41	40	33	58	42
Parentage	0	0	0	0	0	0	0	0	0	2
Support - Enforce or Modify	89	68	44	40	35	50	26	40	48	43
U.I.F.S.A.	11	6	11	7	9	8	6	3	15	7
Visitation - Enforce or Modify	14	9	11	11	12	9	7	9	14	5
All Case Types	361	358	352	293	328	329	254	288	335	302

Table 3c. Juvenile Cases, Incoming Cases Per Judge, 2016 to 2025

Case Type	2016	2017	2018	2019	2020	2021	2022	2023	2024	2025
Abuse, Neglect or Dependency	154	165	198	235	203	56	34	41	47	41
Adult Cases	39	10	11	15	7	14	18	5	8	4
All Others	17	11	7	4	20	137	106	104	138	153
Custody/Visitation	163	196	191	181	173	153	162	145	159	135
Delinquency	249	201	211	170	123	142	144	140	157	155
Parentage	0	1	0	0	0	0	0	1	0	0
Permanent Custody	5	11	8	12	11	24	12	11	7	9
Support - Enforce or Modify	461	499	411	372	225	460	440	427	363	425
Traffic	177	170	154	171	97	127	103	120	106	116
U.I.F.S.A.	0	0	0	0	0	0	0	0	0	0
Unruly	18	15	11	29	14	14	37	35	24	26
All Case Types	1,283	1,279	1,202	1,189	873	1,127	1,056	1,029	1,009	1,064

Table 3d. Probate Cases, Incoming Cases Per Judge, 2016 to 2025

Case Type	2016	2017	2018	2019	2020	2021	2022	2023	2024	2025
Adoptions	13	14	25	17	42	36	23	16	11	17
Birth Records	0	2	2	6	2	12	4	2	3	8
Change of Name	21	22	19	35	36	27	27	24	40	23
Civil Actions	10	16	15	9	9	10	4	10	13	13
Civil Commitments	33	33	37	49	9	6	8	18	36	34
Conservatorships	1	0	0	0	0	0	0	0	0	0
Decedents' Estates	178	189	184	198	201	225	270	231	222	201
Guardianships of Adults	36	33	36	23	15	23	27	28	28	22
Guardianships of Minors	3	4	4	4	5	0	4	4	2	2
Minors' Settlements	1	6	2	9	1	1	4	0	6	2
Testamentary Trusts	0	1	0	0	0	0	0	6	1	1
Wrongful Death	4	5	4	3	5	3	7	3	5	4
All Case Types	300	325	328	353	325	343	378	342	367	327

Guernsey County

Municipal and County Courts

Cambridge Municipal Court, consisting of one full-time judgeship, is the only limited jurisdiction trial court in Guernsey County. Since its inception in 1952, it has not undergone any changes in its structure or number of judgeships.

Table 4. Cambridge Municipal Court, Historical Changes

Year	Judges	Filings
1952	1 (ft)	nd
1975	1 (ft)	7,916
2025	1 (ft)	6,740

Note: Number of filings (incoming cases *per judge*) is shown where either (1) data for that court was first collected, (2) a new judgeship was added, or (3) a part-time judgeship (denoted as "(pt)") was converted to full-time status (denoted as "(ft)"). Years with no such changes are excluded from the table. "nd" means no data available. "N/A" means not applicable because court did not exist. Current data (2025) are shown at the bottom of the table.

Table 5. Cambridge Municipal Court, Current Roster

Court	Judge	Current Term End	Age at Next Term Start	Age Barred From Seeking New Term	Next Election	Election Type
Cambridge MC	Williams, Stephanie L.	12/31/29	56	No	11/06/29	FTC: 01-01-2030

Note: "FTC" means Full Term Commencing [date].

Table 6. Cambridge Municipal Court, Incoming Cases Per Judge, 2016 to 2025

Case Type	2016	2017	2018	2019	2020	2021	2022	2023	2024	2025
Contracts	541	750	760	716	485	504	522	631	853	979
F.E.D. (Evictions)	106	116	121	96	59	83	93	58	80	80
Other Civil	10	8	5	9	7	3	5	6	2	1
Pers. Inj./Prop. Damage	16	17	12	9	12	6	9	8	1	6
Small Claims	45	39	94	67	124	63	20	32	18	19
All Civil Case Types	718	930	992	897	687	659	649	735	954	1,085
Felonies	177	221	153	197	142	196	136	183	164	154
Misdemeanors	1,662	1,689	1,734	1,614	1,143	1,019	863	865	887	819
All Criminal Case Types	1,839	1,910	1,887	1,811	1,285	1,215	999	1,048	1,051	973
O.V.I.	254	280	299	300	184	197	149	142	279	150
Other Traffic	7,963	7,900	8,633	9,833	4,496	5,108	4,811	4,234	3,882	4,532
All Traffic Case Types	8,217	8,180	8,932	10,133	4,680	5,305	4,960	4,376	4,161	4,682
All Case Types	10,774	11,020	11,811	12,841	6,652	7,179	6,608	6,159	6,166	6,740

Guernsey County

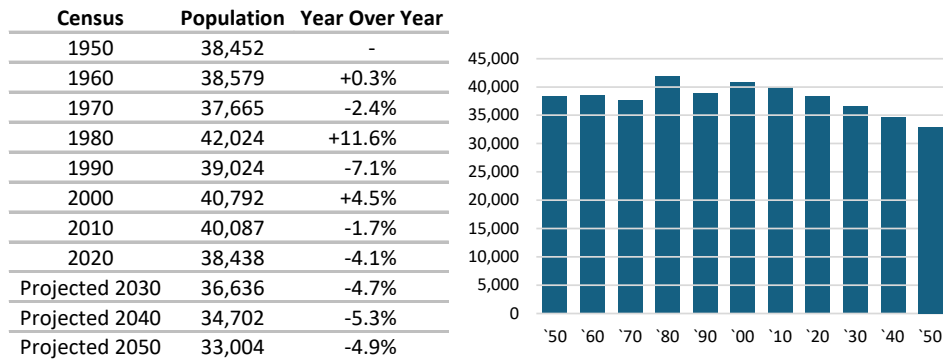
Magistrate History

Table 7. Number of Magistrates

Year	Court of Common Pleas		
	General and DR Division	Probate and Juvenile Division	Cambridge Municipal Court
1996	0	1	1
1997	1	1	1
1998	1	1	1
1999	2	1	1
2000	2	1	1
2001	2	1	1
2002	3	1	1
2003	2	0	1
2004	2	0	1
2005	2	0	1
2006	2	0	1
2007	2	0	1
2008	1	0	1
2009	1	1	1
2010	1	1	1
2011	1	1	1
2012	1	1	1
2013	1	1	1
2014	1	1	1
2015	1	1	1
2016	1	1	1
2017	1	1	2
2018	1	1	1
2019	1	1	1
2020	1	1	1
2021	1	1	1
2022	1	1	1
2023	1	1	1
2024	1	1	0
2025	2	1	0

County Population

Figure 1. County Population Trend



Note: Projections from Ohio Department of Development, Office of Research, County Trends Reports

Hamilton County

Court of Common Pleas

The Hamilton County Court of Common Pleas currently consists of four divisions, a General Division with 16 judgeships, a Domestic Relations Division with three judgeships, a Juvenile Division with two judgeships, and a Probate Division with one judgeship.

Table 1. Court of Common Pleas, Historical Changes

Year	Configuration	Divisional Configuration								Total Judges
		General		DR		Juvenile		Probate		
		Judge	Filings	Judges	Filings	Judge	Filings	Judge	Filings	
1957	Gen + DR + Juv + Prob	5	nd	1	nd	1	nd	1	nd	8
1960	Gen + DR + Juv + Prob	5	980	1	2,745	1	nd	1	nd	8
1965	Gen + DR + Juv + Prob	5	-	1	-	1	nd	1	nd	8
1967	Gen + DR + Juv + Prob	13	455	1	-	2	nd	1	nd	17
1972	Gen + DR + Juv + Prob	13	-	1	-	2	8,445	1	nd	17
1974	Gen + DR + Juv + Prob	13	-	1	-	2	-	1	8,087	17
1975	Gen + DR + Juv + Prob	14	604	1	-	2	-	1	7,648	18
1981	Gen + DR + Juv + Prob	14	-	2	2,470	2	-	1	-	19
1983	Gen + DR + Juv + Prob	15	799	2	-	2	-	1	-	21
1991	Gen + DR + Juv + Prob	15	-	3	6,788	2	-	1	-	20
1997	Gen + DR + Juv + Prob	16	989	3	-	2	-	1	-	22
2025	Gen + DR + Juv + Prob	16	973	3	1,637	2	6,187	1	7,035	22

Note: Number of filings (incoming cases per judge) is shown where either (1) data for that subject matter was first collected, (2) a new judgeship was added, or (3) the divisional configuration of the court was changed. Years with no such changes are excluded from the table. "nd" means no data available. "N/A" means not applicable because division type did not exist. Current data (2025) are shown at the bottom of the table. Probate courts did not become part of the courts of common pleas until 1970.

Hamilton County

Table 2. Court of Common Pleas, Current Roster

Division	Judge	Current	Age at	Age Barred	Next	Election Type
		Term	Next Term	From Seeking		
		End	Start	New Term	Election	
Domestic Relations	Flottman, Anne B.	01/04/29	71	Yes	11/07/28	FTC: 01-05-2029
	Searcy, Amy L.	06/30/27	66	No	11/03/26	FTC: 07-01-2027
	Sundermann, Elizabeth A.	01/15/29	52	No	11/07/28	FTC: 01-16-2029
General	Branch, Jennifer	02/08/27	65	No	11/03/26	FTC: 02-09-2027
	Casch, Kathryn D.	12/31/30	45	No	11/05/30	FTC: 01-01-2031
	Cross, Wende	02/11/27	60	No	11/03/26	FTC: 02-12-2027
	Dinkelacker, Leah M.	01/14/29	42	No	11/03/26	UTE: 01-14-2029
	Dinkelacker, Patrick T.	01/02/29	75	Yes	11/07/28	FTC: 01-03-2029
	Goering, Robert A.	02/10/27	66	No	11/03/26	FTC: 02-11-2027
	Hatheway, Alison	02/12/27	51	No	11/03/26	FTC: 02-13-2027
	Heekin, Thomas D.	01/03/29	68	No	11/07/28	FTC: 01-04-2029
	Jenkins, Christian A.	01/01/27	56	No	11/03/26	FTC: 01-02-2027
	Luebbers, Jody M.	01/01/29	65	No	11/07/28	FTC: 01-02-2029
	Marsh, Melba D.	12/31/26	74	Yes	11/03/26	FTC: 01-01-2027
	Sanders, Nicole*	01/02/27	53	No	11/03/26	FTC: 01-03-2027
	Tallent, Virginia E.	03/31/31	46	No	11/05/30	FTC: 04-01-2031
	Triggs, Alan C.	02/09/27	57	No	11/03/26	FTC: 02-10-2027
	Wagner, Chris	01/03/27	54	No	11/03/26	FTC: 01-04-2027
	Winkler, Robert C.	03/31/31	70	Yes	11/05/30	FTC: 04-01-2031
	Juvenile	Bloom, Kari L.	02/13/27	40	No	11/03/26
DeGraffenreid, Stacey L.		12/31/28	59	No	11/07/28	FTC: 01-01-2029
Probate	Winkler, Ralph E.	02/08/27	65	No	11/03/26	FTC: 02-09-2027

Note: "FTC" means Full Term Commencing [date]. "UTE" means Unexpired Term Ending [date]. *The judgeship currently held by Judge Nicole Sanders is unique. In accordance with R.C. 2301.03(B) that seat is designated as the "drug court judge".

Table 3a. Civil and Criminal Cases, Incoming Cases Per Judge, 2016 to 2025

Case Type	2016	2017	2018	2019	2020	2021	2022	2023	2024	2025
Administrative Appeals	4	4	5	4	3	4	4	4	6	6
Complex Litigation	0	1	1	0	0	0	0	1	0	1
Foreclosures	205	177	152	136	65	55	89	95	84	89
Other Civil	266	238	252	222	203	229	224	283	301	345
Other Torts	90	102	97	87	84	87	80	83	84	87
Product Liability	1	1	3	6	3	1	1	1	2	2
Professional Tort	23	25	12	10	11	8	8	9	10	12
Workers' Compensation	37	30	29	29	22	20	16	18	17	18
All Civil Case Types	626	577	550	493	390	404	420	494	505	560
Criminal	504	505	484	448	422	415	382	446	377	414
All Case Types	1,130	1,082	1,034	941	812	819	802	940	882	973

Hamilton County

Table 3b. Domestic Relations Cases, Incoming Cases Per Judge, 2016 to 2025

Case Type	2016	2017	2018	2019	2020	2021	2022	2023	2024	2025
All Others	168	127	89	58	52	53	54	56	68	78
Change of Custody	56	49	48	65	44	43	46	44	78	60
Domestic Violence	501	531	512	570	509	537	541	510	541	570
Marriage Dissolutions w/Children	116	109	127	110	107	124	107	99	82	82
Marriage Dissolutions w/o Children	204	204	197	190	188	199	190	221	185	181
Marriage Terminations w/Children	226	205	231	253	200	195	225	226	231	233
Marriage Terminations w/o Children	259	253	258	279	209	216	227	245	236	209
Parentage	0	0	0	0	0	0	0	0	0	1
Support - Enforce or Modify	245	256	221	245	173	193	233	219	273	154
U.I.F.S.A.	0	0	0	3	4	7	4	2	4	5
Visitation - Enforce or Modify	78	63	75	68	67	72	79	76	61	65
All Case Types	1,852	1,798	1,759	1,839	1,553	1,638	1,706	1,697	1,760	1,637

Table 3c. Juvenile Cases, Incoming Cases Per Judge, 2016 to 2025

Case Type	2016	2017	2018	2019	2020	2021	2022	2023	2024	2025
Abuse, Neglect or Dependency	740	918	519	503	576	668	657	828	903	1,023
Adult Cases	576	467	104	129	52	88	98	212	56	34
All Others	0	0	0	0	0	0	0	0	0	0
Custody/Visitation	971	1,028	1,080	975	759	912	1,116	1,135	1,182	1,021
Delinquency	5,082	3,958	3,211	3,215	1,948	1,980	1,913	2,045	1,923	1,646
Parentage	103	57	85	101	60	76	78	80	128	98
Permanent Custody	188	236	221	120	135	155	182	159	156	163
Support - Enforce or Modify	1,888	1,878	870	904	803	876	880	864	995	887
Traffic	1,196	1,372	1,381	1,537	1,103	1,279	1,213	1,254	1,278	1,129
U.I.F.S.A.	35	27	36	46	30	46	52	50	49	30
Unruly	996	953	826	888	546	622	621	505	230	158
All Case Types	11,774	10,891	8,331	8,415	6,011	6,699	6,807	7,130	6,898	6,187

Table 3d. Probate Cases, Incoming Cases Per Judge, 2016 to 2025

Case Type	2016	2017	2018	2019	2020	2021	2022	2023	2024	2025
Adoptions	263	281	291	375	291	285	221	275	225	234
Birth Records	117	120	95	113	80	123	129	143	199	218
Change of Name	469	479	582	597	560	804	804	910	853	856
Civil Actions	139	128	136	141	135	140	152	132	137	125
Civil Commitments	876	940	972	919	982	1,068	1,054	1,348	1,519	1,625
Conservatorships	2	1	1	1	1	0	0	1	0	1
Decedents' Estates	3,317	3,340	3,302	3,217	3,187	3,697	3,495	3,322	3,287	3,090
Guardianships of Adults	444	452	428	441	395	505	477	536	628	661
Guardianships of Minors	98	87	93	107	83	93	67	90	72	60
Minors' Settlements	111	116	110	113	113	154	102	128	153	145
Testamentary Trusts	36	19	26	18	21	23	26	18	21	20
Wrongful Death	0	0	0	0	0	0	0	0	0	0
All Case Types	5,872	5,963	6,036	6,042	5,848	6,892	6,527	6,903	7,094	7,035

Hamilton County

Municipal and County Courts

Hamilton County Municipal Court is the sole limited jurisdiction trial court in Hamilton County. Prior to 1968, there were three limited jurisdiction trial courts: Cincinnati Municipal Court, Wyoming Municipal Court, and Hamilton County Court.

Table 4. Limited Jurisdiction Trial Courts, Historical Changes

Year	Cincinnati Municipal Court		Hamilton County Court		Hamilton County Municipal Court		Wyoming Municipal Court		Total Judges
	Judges	Filings	Judges	Filings	Judges	Filings	Judges	Filings	
1953	7 (ft)	nd	N/A	N/A	N/A	N/A	N/A	N/A	7
1958	7 (ft)	nd	8 (ft)	nd	N/A	N/A	N/A	N/A	15
1960	7 (ft)	nd	8 (ft)	nd	N/A	N/A	1 (pt)	nd	16
1968	N/A	N/A	N/A	N/A	9 (ft)	nd	N/A	N/A	9
1972	N/A	N/A	N/A	N/A	10 (ft)	nd	N/A	N/A	10
1975	N/A	N/A	N/A	N/A	10 (ft)	13,595	N/A	N/A	10
1982	N/A	N/A	N/A	N/A	12 (ft)	17,360	N/A	N/A	12
1984	N/A	N/A	N/A	N/A	14 (ft)	17,469	N/A	N/A	14
2025	N/A	N/A	N/A	N/A	14 (ft)	8,750	N/A	N/A	14

Note: Number of filings (incoming cases per judge) is shown where either (1) data for that court was first collected, (2) a new judgeship was added, or (3) a part-time judgeship (denoted as "(pt)") was converted to full-time status (denoted as "(ft)"). Years with no such changes are excluded from the table. "nd" means no data available. "N/A" means not applicable because court did not exist. Current data (2025) are shown at the bottom of the table.

Table 5. Hamilton County Municipal Court, Current Roster

Court	Judge	Current	Age at	Age Barred	Next Election	Election Type
		Term End	Next Term Start	From Seeking New Term		
Hamilton Co. MC	Bender, Gwendolyn M.	01/04/32	65	No	11/04/31	FTC: 01-05-2032
	Bouchard, Bernie	01/02/30	61	No	11/06/29	FTC: 01-03-2030
	Bratton, Janaya Trotter	01/02/30	48	No	11/06/29	FTC: 01-03-2030
	Colliver, Danielle C.	01/04/32	56	No	11/04/31	FTC: 01-05-2032
	Ginocchio, Jacqueline M.	01/02/30	48	No	11/06/29	FTC: 01-03-2030
	Greenberg, Bradley J.	01/02/30	63	No	11/06/29	FTC: 01-03-2030
	Harris, Rodney J.	01/04/32	61	No	11/04/31	FTC: 01-05-2032
	Johnson, Donte D.	01/02/30	44	No	11/06/29	FTC: 01-03-2030
	Mallory, Dwane K.	01/04/32	74	Yes	11/04/31	FTC: 01-05-2032
	Mallory, William L.	01/02/30	71	Yes	11/06/29	FTC: 01-03-2030
	Mundy, Bernard	01/04/32	66	No	11/04/31	FTC: 01-05-2032
	Peck, Michael N.	01/04/32	54	No	11/04/31	FTC: 01-05-2032
	Silverstein, Samantha K.	01/02/30	41	No	11/06/29	FTC: 01-03-2030
	Stefanou, Athena E.	01/04/32	42	No	11/04/31	FTC: 01-05-2032

Note: "FTC" means Full Term Commencing [date].

Hamilton County

Table 6. Hamilton County Municipal Court, Incoming Cases Per Judge, 2016 to 2025

Case Type	2016	2017	2018	2019	2020	2021	2022	2023	2024	2025
Adoptions	263	281	291	375	291	285	221	275	225	234
Birth Records	117	120	95	113	80	123	129	143	199	218
Change of Name	469	479	582	597	560	804	804	910	853	856
Civil Actions	139	128	136	141	135	140	152	132	137	125
Civil Commitments	876	940	972	919	982	1,068	1,054	1,348	1,519	1,625
Conservatorships	2	1	1	1	1	0	0	1	0	1
Decedents' Estates	3,317	3,340	3,302	3,217	3,187	3,697	3,495	3,322	3,287	3,090
Guardianships of Adults	444	452	428	441	395	505	477	536	628	661
Guardianships of Minors	98	87	93	107	83	93	67	90	72	60
Minors' Settlements	111	116	110	113	113	154	102	128	153	145
Testamentary Trusts	36	19	26	18	21	23	26	18	21	20
Wrongful Death	0	0	0	0	0	0	0	0	0	0
All Case Types	5,872	5,963	6,036	6,042	5,848	6,892	6,527	6,903	7,094	7,035

Magistrate History

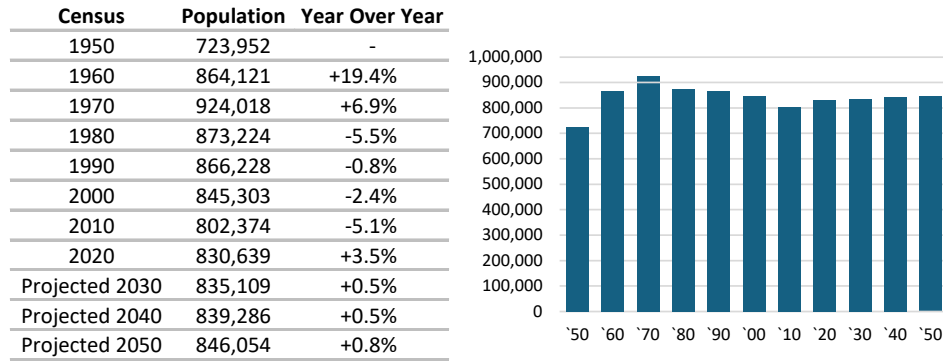
Table 7. Number of Magistrates

Year	Court of Common Pleas			Hamilton County Municipal Court
	Domestic Relations Division	General Division	Juvenile Division	
1996	12	1	24	4
1997	12	1	24	4
1998	14	1	25	3
1999	14	1	25	3
2000	14	1	26	5
2001	14	1	28	6
2002	14	1	26	6
2003	16	1	27	7
2004	14	1	26	6
2005	16	1	27	6
2006	15	1	26	6
2007	13	1	25	6
2008	13	1	25	6
2009	13	2	24	5
2010	14	2	23	4
2011	13	2	26	5
2012	11	2	27	4
2013	11	2	21	4
2014	12	2	24	4
2015	12	2	27	5
2016	12	2	25	5
2017	14	2	25	6
2018	14	3	24	5
2019	14	3	26	5
2020	16	3	27	5
2021	15	4	30	7
2022	17	4	30	5
2023	18	4	36	5
2024	19	6	33	5
2025	18	4	32	5

Hamilton County

County Population

Figure 1. County Population Trend



Note: Projections from Ohio Department of Development, Office of Research, County Trends Reports

Hancock County

Court of Common Pleas

Since 1955, the Hancock County Court of Common Pleas has consisted of two divisions: a combined General and Domestic Relations Division with two judgeships, and a combined Probate and Juvenile Division with one judgeship. In 1979, an additional judgeship was added to the General and Domestic Relations Division.

Table 1. Court of Common Pleas, Historical Changes

Year	Configuration	Divisional Configuration						Total Judges
		General and DR			Probate and Juvenile			
		Judges	Filings		Judges	Filings		
		Gen.	DR		Prob.	Juv.		
1955	Gen/DR + Prob/Juv	1	nd	nd	1	nd	nd	2
1960	Gen/DR + Prob/Juv	1	162	161	1	nd	nd	2
1972	Gen/DR + Prob/Juv	1	-	-	1	-	916	2
1974	Gen/DR + Prob/Juv	1	-	-	1	623	-	2
1979	Gen/DR + Prob/Juv	2	576	572	1	607	1,456	3
2025	Gen/DR + Prob/Juv	2	576	308	1	602	830	3

Note: Number of filings (incoming cases per judge) is shown where either (1) data for that subject matter was first collected, (2) a new judgeship was added, or (3) the divisional configuration of the court was changed. Years with no such changes are excluded from the table. "nd" means no data available. Current data (2025) are shown at the bottom of the table. Probate courts did not become part of the courts of common pleas until 1970.

Table 2. Court of Common Pleas, Current Roster

Division	Judge	Current	Age at	Age Barred	Next Election	Election Type
		Term End	Next Term Start	From Seeking New Term		
General and DR	Riegle, Phillip A.	12/31/30	53	No	11/05/30	FTC: 01-01-2031
	Starn, Jonathan	12/31/26	58	No	11/03/26	FTC: 01-01-2027
Probate and Juvenile	Johnson, Kristen K.	02/08/27	61	No	11/03/26	FTC: 02-09-2027

Note: "FTC" means Full Term Commencing [date].

Table 3a. Civil and Criminal Cases, Incoming Cases Per Judge, 2016 to 2025

Case Type	2016	2017	2018	2019	2020	2021	2022	2023	2024	2025
Administrative Appeals	0	0	3	1	2	1	2	2	3	5
Complex Litigation	0	0	1	0	0	0	0	0	0	0
Foreclosures	73	69	67	63	27	23	52	46	39	50
Other Civil	116	124	146	145	148	137	173	162	192	215
Other Torts	37	21	23	26	27	17	11	22	22	18
Product Liability	0	1	0	0	1	1	0	2	0	0
Professional Tort	3	2	2	3	1	1	1	2	3	3
Workers' Compensation	12	9	15	16	19	14	9	12	12	16
All Civil Case Types	240	225	254	254	225	193	247	246	270	307
Criminal	166	209	284	299	252	287	337	345	253	270
All Case Types	406	433	538	552	476	480	584	591	523	576

Hancock County

Table 3b. Domestic Relations Cases, Incoming Cases Per Judge, 2016 to 2025

Case Type	2016	2017	2018	2019	2020	2021	2022	2023	2024	2025
All Others	25	17	21	20	17	13	17	13	11	9
Change of Custody	12	21	14	17	14	13	16	13	9	8
Domestic Violence	71	87	107	121	115	131	153	140	149	149
Marriage Dissolutions w/Children	25	20	28	22	27	29	24	21	30	26
Marriage Dissolutions w/o Children	40	47	43	41	36	35	47	43	41	37
Marriage Terminations w/Children	45	34	44	43	35	35	22	33	31	21
Marriage Terminations w/o Children	37	39	41	32	35	38	31	30	34	35
Parentage	0	0	0	0	1	0	0	0	0	0
Support - Enforce or Modify	27	33	39	52	25	23	27	20	18	16
U.I.F.S.A.	0	0	0	0	0	0	0	0	0	0
Visitation - Enforce or Modify	10	10	11	9	6	7	7	7	5	9
All Case Types	290	307	346	355	308	322	341	319	325	308

Table 3c. Juvenile Cases, Incoming Cases Per Judge, 2016 to 2025

Case Type	2016	2017	2018	2019	2020	2021	2022	2023	2024	2025
Abuse, Neglect or Dependency	49	54	122	111	109	67	100	49	64	57
Adult Cases	26	13	38	36	22	21	28	38	46	28
All Others	32	32	30	44	15	30	39	22	23	15
Custody/Visitation	167	201	144	146	145	141	96	102	132	144
Delinquency	224	138	187	176	143	137	170	185	150	129
Parentage	138	151	146	136	101	93	136	115	78	33
Permanent Custody	20	13	12	20	27	17	19	25	21	6
Support - Enforce or Modify	184	186	254	261	110	181	150	116	99	101
Traffic	392	333	314	329	250	278	272	274	270	276
U.I.F.S.A.	5	4	11	14	3	17	9	4	9	11
Unruly	50	53	68	89	57	66	26	43	39	30
All Case Types	1,287	1,178	1,326	1,362	982	1,048	1,045	973	931	830

Table 3d. Probate Cases, Incoming Cases Per Judge, 2016 to 2025

Case Type	2016	2017	2018	2019	2020	2021	2022	2023	2024	2025
Adoptions	41	42	54	46	44	59	23	29	26	36
Birth Records	38	10	15	11	2	2	8	1	6	7
Change of Name	48	38	53	64	55	61	36	50	53	48
Civil Actions	8	2	16	15	8	5	11	11	12	9
Civil Commitments	7	16	12	19	14	13	15	21	15	20
Conservatorships	0	0	0	0	0	0	2	0	1	0
Decedents' Estates	465	465	460	453	487	521	526	433	447	406
Guardianships of Adults	67	53	63	55	60	69	70	57	70	68
Guardianships of Minors	8	7	4	0	5	3	4	4	7	2
Minors' Settlements	2	7	6	6	4	4	0	2	9	5
Testamentary Trusts	2	6	5	2	3	0	3	1	3	1
Wrongful Death	3	3	2	3	2	4	2	0	0	0
All Case Types	689	649	690	674	684	741	700	609	649	602

Hancock County

Municipal and County Courts

Findlay Municipal Court, consisting of two full-time judgeships, is the only limited jurisdiction trial court in Hancock County.

Table 4. Findlay Municipal Court, Historical Changes

Year	Judges	Filings
1956	1 (ft)	nd
1975	1 (ft)	12,200
1994	2 (ft)	9,859
2025	2 (ft)	7,066

Note: Number of filings (incoming cases *per judge*) is shown where either (1) data for that court was first collected, (2) a new judgeship was added, or (3) a part-time judgeship (denoted as "(pt)") was converted to full-time status (denoted as "(ft)"). Years with no such changes are excluded from the table. "nd" means no data available. "N/A" means not applicable because court did not exist. Current data (2025) are shown at the bottom of the table.

Table 5. Hancock County Municipal Court, Current Roster

Court	Judge	Current	Age at	Age Barred	Next	
		Term End	Next Term Start	From Seeking New Term	Election	Election Type
Findlay MC	Bishop, Stephanie M.	12/31/29	51	No	11/06/29	FTC: 01-01-2030
	Hackenberg, Alan D.	12/31/27	58	No	11/02/27	FTC: 01-01-2028

Note: "FTC" means Full Term Commencing [date].

Table 6. Findlay Municipal Court, Incoming Cases Per Judge, 2016 to 2025

Case Type	2016	2017	2018	2019	2020	2021	2022	2023	2024	2025
Contracts	792	850	1,110	1,137	899	658	679	945	1,004	1,049
F.E.D. (Evictions)	162	149	164	141	99	87	115	146	135	127
Other Civil	2	4	3	1	1	1	1	1	0	0
Pers. Inj./Prop. Damage	17	13	18	9	8	7	14	9	7	7
Small Claims	501	464	520	553	505	538	532	481	377	420
All Civil Case Types	1,474	1,478	1,814	1,840	1,512	1,291	1,340	1,580	1,523	1,602
Felonies	29	67	84	94	55	65	66	61	57	50
Misdemeanors	1,113	1,230	1,273	1,201	986	1,144	986	921	680	565
All Criminal Case Types	1,142	1,297	1,357	1,295	1,041	1,209	1,052	982	737	614
O.V.I.	230	296	199	200	169	211	193	214	153	155
Other Traffic	6,635	6,323	6,132	6,074	4,070	3,896	4,386	4,661	5,078	4,696
All Traffic Case Types	6,865	6,619	6,331	6,274	4,239	4,107	4,579	4,875	5,231	4,850
All Case Types	9,480	9,393	9,501	9,408	6,792	6,606	6,970	7,437	7,490	7,066

Hancock County

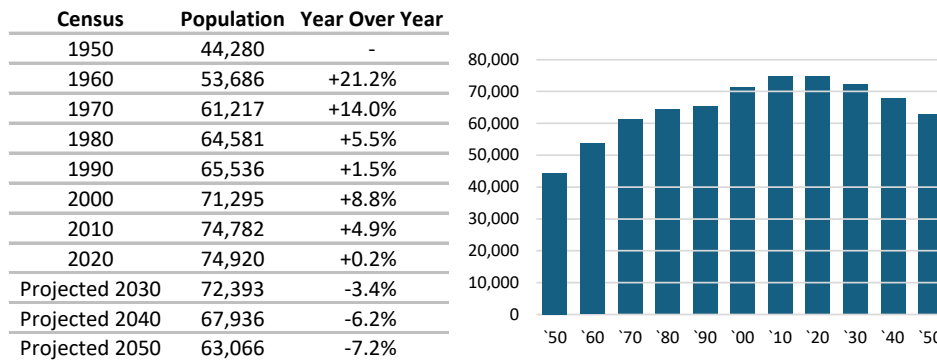
Magistrate History

Table 7. Number of Magistrates

Year	Court of Common Pleas		Findlay Municipal Court
	General and DR Division	Probate and Juvenile Division	
1996	1	2	1
1997	1	2	1
1998	1	2	0
1999	1	1	2
2000	3	1	1
2001	3	1	1
2002	3	1	1
2003	3	1	1
2004	3	1	1
2005	3	2	1
2006	2	2	1
2007	2	2	1
2008	2	2	2
2009	2	2	2
2010	2	4	2
2011	2	2	2
2012	2	2	2
2013	2	2	3
2014	2	2	2
2015	2	3	2
2016	3	3	2
2017	2	3	3
2018	2	3	3
2019	2	3	3
2020	3	3	3
2021	3	3	2
2022	3	3	2
2023	3	3	2
2024	3	3	2
2025	3	2	2

County Population

Figure 1. County Population Trend



Note: Projections from Ohio Department of Development, Office of Research, County Trends Reports

Hardin County

Court of Common Pleas

Prior to 2023, the Hardin County Court of Common Pleas consisted of a combined Probate and Juvenile division and a combined General and Domestic Relations Division. In 2023, the court's divisional structure was reconfigured to consist of a combined General and Probate Division with one judgeship, and a combined Domestic Relations and Juvenile Division, with one judgeship.

Table 1. Court of Common Pleas, Historical Changes

Year	Configuration	Divisional Configuration												Total Judges
		General and DR			Probate and Juvenile			General and Probate			DR and Juvenile			
		Judges	Filings		Judges	Filings		Judges	Filings		Judges	Filings		
	Gen.	DR	Judges	Prob.	Juv.	Judges	Gen.	Prob.	Judges	DR.	Juv.			
1955	Gen/DR + Prob/Juv	1	nd	nd	1	nd	nd	N/A	N/A	N/A	N/A	N/A	N/A	2
1960	Gen/DR + Prob/Juv	1	136	133	1	nd	nd	N/A	N/A	N/A	N/A	N/A	N/A	2
1972	Gen/DR + Prob/Juv	1	-	-	1	nd	203	N/A	N/A	N/A	N/A	N/A	N/A	2
1974	Gen/DR + Prob/Juv	1	-	-	1	376	-	N/A	N/A	N/A	N/A	N/A	N/A	2
2023	Gen/Prob + DR/Juv	N/A	N/A	N/A	N/A	N/A	N/A	1	425	231	1	168	521	2
2025	Gen/Prob + DR/Juv	N/A	N/A	N/A	N/A	N/A	N/A	1	380	247	1	199	461	2

Note: Number of filings (incoming cases per judge) is shown where either (1) data for that subject matter was first collected, (2) a new judgeship was added, or (3) the divisional configuration of the court was changed. Years with no such changes are excluded from the table. "nd" means no data available. Current data (2025) are shown at the bottom of the table. Probate courts did not become part of the courts of common pleas until 1970.

Table 2. Court of Common Pleas, Current Roster

Division	Judge	Current Term End	Age at Next Term Start	Age Barred From Seeking New Term	Next Election	Election Type
General and Probate	Christopher, Steve	12/31/28	70	Yes	11/07/28	FTC: 01-01-2029
DR and Juvenile	Santo, Maria	02/08/27	65	No	11/03/26	FTC: 02-09-2027

Note: "FTC" means Full Term Commencing [date].

Table 3a. Civil and Criminal Cases, Incoming Cases Per Judge, 2016 to 2025

Case Type	2016	2017	2018	2019	2020	2021	2022	2023	2024	2025
Administrative Appeals	0	0	3	0	0	0	1	1	1	0
Complex Litigation	0	0	0	0	0	0	0	0	0	1
Foreclosures	74	85	71	87	52	39	57	76	46	46
Other Civil	79	63	65	75	59	98	107	156	177	189
Other Torts	9	15	11	8	14	14	16	7	11	10
Product Liability	0	0	0	0	0	1	0	0	0	0
Professional Tort	3	6	0	0	0	2	0	0	0	0
Workers' Compensation	17	10	4	4	0	10	8	3	8	7
All Civil Case Types	182	179	154	174	125	164	189	243	243	253
Criminal	167	151	148	167	130	142	145	182	125	127
All Case Types	349	330	302	341	255	306	334	425	368	380

Hardin County

Table 3b. Domestic Relations Cases, Incoming Cases Per Judge, 2016 to 2025

Case Type	2016	2017	2018	2019	2020	2021	2022	2023	2024	2025
All Others	6	3	5	10	13	2	6	2	4	10
Change of Custody	9	14	10	7	8	5	0	0	0	5
Domestic Violence	25	28	27	36	32	27	32	39	32	32
Marriage Dissolutions w/Children	28	18	24	22	32	30	31	31	27	36
Marriage Dissolutions w/o Children	24	32	38	36	20	36	29	29	25	20
Marriage Terminations w/Children	28	38	27	34	36	42	58	37	48	30
Marriage Terminations w/o Children	17	23	16	14	19	26	22	23	16	38
Parentage	0	0	0	0	0	1	0	1	0	0
Support - Enforce or Modify	36	54	36	31	24	22	9	4	12	23
U.I.F.S.A.	2	0	2	4	0	2	0	2	2	1
Visitation - Enforce or Modify	0	4	6	5	1	0	0	0	0	4
All Case Types	175	214	191	199	185	193	187	168	166	199

Table 3c. Juvenile Cases, Incoming Cases Per Judge, 2016 to 2025

Case Type	2016	2017	2018	2019	2020	2021	2022	2023	2024	2025
Abuse, Neglect or Dependency	34	46	38	62	67	32	39	43	49	32
Adult Cases	20	19	8	7	2	12	9	9	14	18
All Others	6	0	1	4	1	4	1	2	16	18
Custody/Visitation	58	50	57	50	37	41	43	62	47	50
Delinquency	171	131	90	116	89	92	128	95	95	66
Parentage	3	6	3	6	3	6	3	6	1	1
Permanent Custody	0	4	0	0	0	0	0	3	5	0
Support - Enforce or Modify	295	407	341	332	348	243	203	166	177	180
Traffic	102	97	99	117	89	77	61	70	56	53
U.I.F.S.A.	6	4	3	10	9	9	9	5	6	0
Unruly	55	42	53	41	36	41	43	60	65	43
All Case Types	750	806	693	745	681	557	539	521	531	461

Table 3d. Probate Cases, Incoming Cases Per Judge, 2016 to 2025

Case Type	2016	2017	2018	2019	2020	2021	2022	2023	2024	2025
Adoptions	16	15	18	14	11	20	9	8	7	7
Birth Records	3	8	3	8	3	6	6	3	5	16
Change of Name	15	13	15	11	16	20	19	8	9	12
Civil Actions	7	4	5	1	3	1	7	7	4	7
Civil Commitments	2	1	6	4	1	4	2	1	7	0
Conservatorships	0	0	0	0	0	0	0	0	0	0
Decedents' Estates	172	175	171	166	180	242	238	174	183	189
Guardianships of Adults	13	8	10	13	7	15	18	23	12	12
Guardianships of Minors	3	0	2	7	0	3	2	1	5	3
Minors' Settlements	2	1	7	3	0	1	4	3	2	0
Testamentary Trusts	2	4	2	0	1	1	2	3	4	1
Wrongful Death	0	0	0	0	0	0	0	0	0	0
All Case Types	235	229	239	227	222	313	307	231	238	247

Hardin County

Municipal and County Courts

Hardin County Municipal Court, consisting of one part-time judgeship, is the only limited jurisdiction trial court in Hardin County. Since its inception, it has not undergone any changes in its structure or number of judgeships. In 1989, Kenton Municipal Court was abolished, and Hardin County Court became Hardin County Municipal Court.

Table 4. Limited Jurisdiction Trial Courts, Historical Changes

Year	Kenton Municipal Court		Hardin County Court		Hardin County Municipal Court		Total Judges
	Judges	Filings	Judges	Filings	Judges	Filings	
1954	1 (pt)	nd	N/A	N/A	N/A	N/A	1
1958	1 (pt)	nd	1 (pt)	nd	N/A	N/A	2
1975	1 (pt)	2,425	1 (pt)	341	N/A	N/A	2
1989	N/A	N/A	N/A	N/A	1 (pt)	5,530	1
2025	N/A	N/A	N/A	N/A	1 (pt)	3,621	1

Note: Number of filings (incoming cases *per judge*) is shown where either (1) data for that court was first collected, (2) a new judgeship was added, or (3) a part-time judgeship (denoted as "(pt)") was converted to full-time status (denoted as "(ft)"). Years with no such changes are excluded from the table. "nd" means no data available. "N/A" means not applicable because court did not exist. Current data (2025) are shown at the bottom of the table.

Table 5. Hardin County Municipal Court, Current Roster

Court	Judge	Current	Age at	Age Barred	Next Election	Election Type
		Term End	Next Term Start	From Seeking New Term		
Hardin Co. MC	Tudor, Andrew R.	12/31/31	60	No	11/04/31	FTC: 01-01-2032

Note: "FTC" means Full Term Commencing [date].

Table 6. Hardin County Municipal Court, Incoming Cases Per Judge, 2016 to 2025

Case Type	2016	2017	2018	2019	2020	2021	2022	2023	2024	2025
Contracts	664	628	670	815	492	450	416	526	664	663
F.E.D. (Evictions)	112	135	113	113	72	57	82	79	71	70
Other Civil	30	18	14	14	9	18	12	12	14	20
Pers. Inj./Prop. Damage	4	9	14	6	5	7	1	6	2	2
Small Claims	151	98	111	91	37	26	47	59	32	26
All Civil Case Types	961	888	922	1,039	615	558	558	682	783	781
Felonies	53	53	39	48	45	59	57	69	41	53
Misdemeanors	524	515	504	583	534	668	723	568	461	444
All Criminal Case Types	577	568	543	631	579	727	780	637	502	497
O.V.I.	68	84	81	105	138	106	103	86	61	58
Other Traffic	2,406	2,410	2,682	2,853	1,778	1,704	1,494	1,433	1,474	2,285
All Traffic Case Types	2,474	2,494	2,763	2,958	1,916	1,810	1,597	1,519	1,535	2,343
All Case Types	4,012	3,950	4,228	4,628	3,110	3,095	2,935	2,838	2,820	3,621

Hardin County

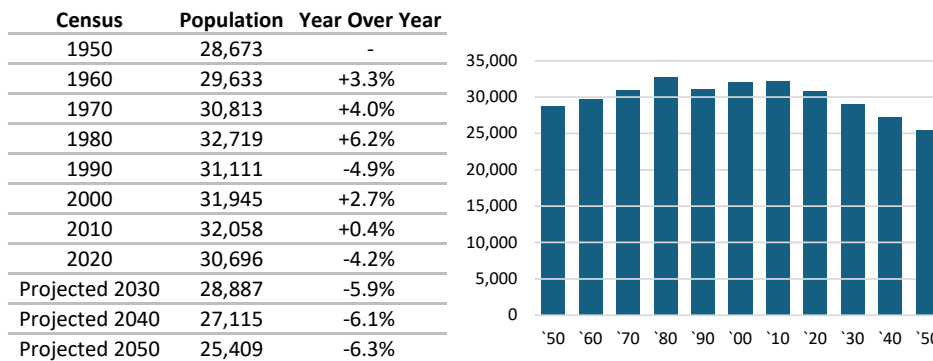
Magistrate History

Table 7. Number of Magistrates

Year	Court of Common Pleas		Hardin County Municipal Court
	General and Probate Division	DR and Juvenile Division	
1996	N/A	N/A	1
1997	N/A	N/A	1
1998	N/A	N/A	1
1999	N/A	N/A	1
2000	N/A	N/A	1
2001	N/A	N/A	1
2002	N/A	N/A	1
2003	N/A	N/A	1
2004	N/A	N/A	1
2005	N/A	N/A	1
2006	N/A	N/A	1
2007	N/A	N/A	1
2008	N/A	N/A	1
2009	N/A	N/A	1
2010	N/A	N/A	1
2011	N/A	N/A	1
2012	N/A	N/A	1
2013	N/A	N/A	1
2014	N/A	N/A	1
2015	N/A	N/A	1
2016	N/A	N/A	1
2017	N/A	N/A	1
2018	N/A	N/A	1
2019	N/A	N/A	1
2020	N/A	N/A	1
2021	N/A	N/A	1
2022	N/A	N/A	1
2023	1	1	1
2024	0	1	1
2025	1	2	1

County Population

Figure 1. County Population Trend



Note: Projections from Ohio Department of Development, Office of Research, County Trends Reports

Harrison County

Court of Common Pleas

Since 1955, the Harrison County Court of Common Pleas has consisted of two divisions: a combined General and Domestic Relations Division and a combined Probate and Juvenile Division, each with one judgeship.

Table 1. Court of Common Pleas, Historical Changes

Year	Configuration	Divisional Configuration						Total Judges
		General and DR			Probate and Juvenile			
		Judges	Filings		Judges	Filings		
		Gen.	DR		Prob.	Juv.		
1955	Gen/DR + Prob/Juv	1	nd	nd	1	nd	nd	2
1960	Gen/DR + Prob/Juv	1	155	40	1	nd	nd	2
1972	Gen/DR + Prob/Juv	1	-	-	1	-	127	2
1974	Gen/DR + Prob/Juv	1	-	-	1	214	-	2
2025	Gen/DR + Prob/Juv	1	265	144	1	126	382	2

Note: Number of filings (incoming cases per judge) is shown where either (1) data for that subject matter was first collected, (2) a new judgeship was added, or (3) the divisional configuration of the court was changed. Years with no such changes are excluded from the table. "nd" means no data available. Current data (2025) are shown at the bottom of the table. Probate courts did not become part of the courts of common pleas until 1970.

Table 2. Court of Common Pleas, Current Roster

Division	Judge	Current	Age at	Age Barred	Next	
		Term End	Next Term Start	From Seeking New Term	Election	Election Type
General and DR	Hervey, T. Shawn	04/17/27	55	No	11/03/26	FTC: 04-18-2027
Probate and Juvenile	Puskarich, Matthew P.	02/08/27	61	No	11/03/26	FTC: 02-09-2027

Note: "FTC" means Full Term Commencing [date].

Table 3a. Civil and Criminal Cases, Incoming Cases Per Judge, 2016 to 2025

Case Type	2016	2017	2018	2019	2020	2021	2022	2023	2024	2025
Administrative Appeals	0	0	0	0	0	2	0	0	0	1
Complex Litigation	0	0	0	0	0	0	0	0	0	0
Foreclosures	48	35	20	22	21	20	17	66	13	39
Other Civil	135	84	91	99	66	100	53	82	74	74
Other Torts	14	13	5	5	10	7	2	6	3	5
Product Liability	0	1	1	0	0	1	0	1	0	0
Professional Tort	0	2	0	0	0	0	0	0	0	0
Workers' Compensation	11	11	9	8	1	2	1	2	1	6
All Civil Case Types	208	146	126	134	98	132	73	157	91	125
Criminal	81	100	107	88	100	126	157	128	118	140
All Case Types	289	246	233	222	198	258	230	285	209	265

Harrison County

Table 3b. Domestic Relations Cases, Incoming Cases Per Judge, 2016 to 2025

Case Type	2016	2017	2018	2019	2020	2021	2022	2023	2024	2025
All Others	13	12	11	7	4	7	2	3	8	6
Change of Custody	11	8	11	9	3	7	2	4	4	4
Domestic Violence	22	24	28	19	16	15	27	20	20	19
Marriage Dissolutions w/Children	11	12	5	7	15	9	7	9	4	2
Marriage Dissolutions w/o Children	11	18	13	9	16	7	12	14	12	13
Marriage Terminations w/Children	19	22	14	10	20	11	9	6	9	6
Marriage Terminations w/o Children	18	16	18	17	17	22	15	13	12	16
Parentage	0	0	0	0	0	0	0	0	0	0
Support - Enforce or Modify	85	81	71	71	67	72	72	67	58	68
U.I.F.S.A.	10	3	3	7	5	2	5	4	5	8
Visitation - Enforce or Modify	5	7	4	5	9	8	7	5	2	2
All Case Types	205	203	178	161	172	160	158	145	134	144

Table 3c. Juvenile Cases, Incoming Cases Per Judge, 2016 to 2025

Case Type	2016	2017	2018	2019	2020	2021	2022	2023	2024	2025
Abuse, Neglect or Dependency	58	63	47	30	22	42	33	30	31	35
Adult Cases	0	0	0	6	3	1	4	14	3	2
All Others	3	4	6	15	9	1	4	3	7	9
Custody/Visitation	57	64	58	58	56	60	63	56	39	40
Delinquency	37	55	24	56	28	41	27	25	22	48
Parentage	2	2	1	1	2	0	3	0	1	1
Permanent Custody	2	1	0	0	6	2	13	4	2	7
Support - Enforce or Modify	132	119	163	192	150	177	201	147	164	183
Traffic	66	51	63	72	54	58	59	41	68	43
U.I.F.S.A.	0	0	0	0	0	0	0	0	0	0
Unruly	16	11	14	10	14	14	12	17	11	14
All Case Types	373	370	376	440	344	396	419	337	348	382

Table 3d. Probate Cases, Incoming Cases Per Judge, 2016 to 2025

Case Type	2016	2017	2018	2019	2020	2021	2022	2023	2024	2025
Adoptions	7	8	7	6	5	11	4	9	7	3
Birth Records	0	0	2	1	0	0	1	0	1	0
Change of Name	5	7	7	8	7	1	6	3	9	4
Civil Actions	1	2	1	2	1	0	2	2	0	0
Civil Commitments	0	2	1	2	0	0	0	0	0	0
Conservatorships	0	0	0	0	0	0	0	0	0	0
Decedents' Estates	78	121	117	103	85	113	102	110	121	112
Guardianships of Adults	11	3	4	6	8	2	12	8	4	3
Guardianships of Minors	2	0	0	0	0	0	1	0	0	0
Minors' Settlements	1	2	2	5	1	1	1	2	3	1
Testamentary Trusts	1	0	0	0	0	1	2	0	0	2
Wrongful Death	0	0	0	0	0	1	0	0	0	1
All Case Types	106	145	141	133	107	130	131	134	145	126

Harrison County

Municipal and County Courts

Harrison County Court, consisting of one part-time judgeship, is the only limited jurisdiction trial court in Harrison County. Since its inception in 1958, it has not undergone any changes in its structure or number of judgeships.

Table 4. Harrison County Court, Historical Changes

Year	Judges	Filings
1958	1 (pt)	nd
1975	1 (pt)	2,611
2025	1 (pt)	2,750

Note: Number of filings (incoming cases *per judge*) is shown where either (1) data for that court was first collected, (2) a new judgeship was added, or (3) a part-time judgeship (denoted as "(pt)") was converted to full-time status (denoted as "(ft)"). Years with no such changes are excluded from the table. "nd" means no data available. "N/A" means not applicable because court did not exist. Current data (2025) are shown at the bottom of the table.

Table 5. Harrison County Court, Current Roster

Court	Judge	Current	Age at	Age Barred	Next Election	Election Type
		Term End	Next Term Start	From Seeking New Term		
Harrison CC	Beetham, T. Owen	12/31/30	50	No	11/05/30	FTC: 01-01-2031

Note: "FTC" means Full Term Commencing [date].

Table 6. Harrison County Court, Incoming Cases Per Judge, 2016 to 2025

Case Type	2016	2017	2018	2019	2020	2021	2022	2023	2024	2025
Contracts	183	233	213	253	152	184	176	194	300	331
F.E.D. (Evictions)	37	27	33	35	23	18	23	22	19	18
Other Civil	0	0	0	0	0	1	2	1	4	4
Pers. Inj./Prop. Damage	0	2	5	2	2	0	1	3	1	0
Small Claims	26	23	24	21	8	7	5	8	8	7
All Civil Case Types	246	285	275	311	185	210	207	228	332	360
Felonies	60	48	32	41	62	48	43	37	48	48
Misdemeanors	407	516	409	406	324	345	310	250	282	269
All Criminal Case Types	467	564	441	447	386	393	353	287	330	317
O.V.I.	99	103	77	80	84	66	51	55	63	69
Other Traffic	3,954	3,496	3,216	3,353	2,172	2,888	2,237	1,839	2,327	2,004
All Traffic Case Types	4,053	3,599	3,293	3,433	2,256	2,954	2,288	1,894	2,390	2,073
All Case Types	4,766	4,448	4,009	4,191	2,827	3,557	2,848	2,409	3,052	2,750

Harrison County

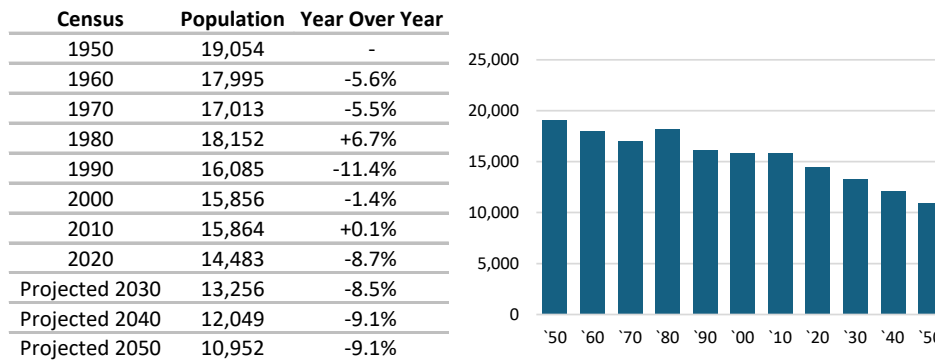
Magistrate History

Table 7. Number of Magistrates

Year	Court of Common Pleas		Harrison County Court
	General and DR Division	Probate and Juvenile Division	
1996	0	0	0
1997	0	0	0
1998	1	0	0
1999	1	0	0
2000	1	0	0
2001	2	0	0
2002	1	0	0
2003	1	0	0
2004	0	0	0
2005	0	0	0
2006	0	0	0
2007	0	0	0
2008	0	0	0
2009	0	1	0
2010	0	1	0
2011	0	1	0
2012	0	1	0
2013	0	1	0
2014	0	1	0
2015	0	1	0
2016	0	1	0
2017	0	1	0
2018	0	1	0
2019	0	1	0
2020	0	1	0
2021	0	1	0
2022	0	1	0
2023	0	1	0
2024	0	1	0
2025	0	1	0

County Population

Figure 1. County Population Trend



Note: Projections from Ohio Department of Development, Office of Research, County Trends Reports

Henry County

Court of Common Pleas

Prior to 2005, the Henry County Court of Common Pleas did not have any divisions. In 2005, the court was reconfigured to consist of two divisions: a combined General and Probate Division with one judgeship, and a combined Domestic Relations and Juvenile Division with one judgeship.

Table 1. Court of Common Pleas, Historical Changes

Year	Configuration	Divisional Configuration											Total Judges
		No Divisions					General and Probate			DR and Juvenile			
		Judges	Filings				Judges	Filings		Judges	Filings		
	Gen.	DR	Prob.	Juv.	Gen.	Prob.		DR	Juv.				
1957	No Divisions	1	nd	nd	nd	nd	N/A	N/A	N/A	N/A	N/A	N/A	1
1960	No Divisions	1	127	45	nd	nd	N/A	N/A	N/A	N/A	N/A	N/A	1
1972	No Divisions	1	-	-	nd	311	N/A	N/A	N/A	N/A	N/A	N/A	1
1974	No Divisions	1	-	-	323	-	N/A	N/A	N/A	N/A	N/A	N/A	1
2005	Gen/Prob + DR/Juv	N/A	N/A	N/A	N/A	N/A	1	425	231	1	168	521	2
2025	Gen/Prob + DR/Juv	N/A	N/A	N/A	N/A	N/A	1	360	191	1	252	336	2

Note: Number of filings (incoming cases per judge) is shown where either (1) data for that subject matter was first collected, (2) a new judgeship was added, or (3) the divisional configuration of the court was changed. Years with no such changes are excluded from the table. "nd" means no data available. Current data (2025) are shown at the bottom of the table. Probate courts did not become part of the courts of common pleas until 1970.

Table 2. Court of Common Pleas, Current Roster

Division	Judge	Current Term End	Age at Next Term Start	Age Barred From Seeking New Term	Next Election	Election Type
General and Probate	Rosebrook, Amy C.	05/08/29	56	No	11/07/28	FTC: 05-09-2029
DR and Juvenile	Firestone, Melissa Peper	12/31/28	70	Yes	11/07/28	FTC: 01-01-2029

Note: "FTC" means Full Term Commencing [date].

Table 3a. Civil and Criminal Cases, Incoming Cases Per Judge, 2016 to 2025

Case Type	2016	2017	2018	2019	2020	2021	2022	2023	2024	2025
Administrative Appeals	2	0	2	3	0	0	2	3	2	1
Complex Litigation	0	0	0	0	0	0	0	0	0	0
Foreclosures	42	44	59	38	29	23	66	41	60	53
Other Civil	60	72	80	62	48	44	67	64	73	80
Other Torts	20	15	20	9	10	10	22	10	17	9
Product Liability	0	0	0	0	4	0	2	1	0	0
Professional Tort	1	1	3	0	1	0	1	0	1	0
Workers' Compensation	4	1	6	2	3	3	6	3	4	9
All Civil Case Types	129	133	170	114	95	80	166	122	157	152
Criminal	138	160	165	183	152	176	181	161	160	208
All Case Types	267	293	335	297	247	256	347	283	317	360

Henry County

Table 3b. Domestic Relations Cases, Incoming Cases Per Judge, 2016 to 2025

Case Type	2016	2017	2018	2019	2020	2021	2022	2023	2024	2025
All Others	3	8	5	7	0	1	0	0	0	2
Change of Custody	11	4	9	6	3	4	5	2	5	2
Domestic Violence	0	17	12	15	14	12	12	16	15	23
Marriage Dissolutions w/Children	17	16	14	31	20	25	11	13	13	14
Marriage Dissolutions w/o Children	18	19	19	17	19	21	17	16	32	21
Marriage Terminations w/Children	27	30	33	31	27	22	16	14	11	31
Marriage Terminations w/o Children	26	20	21	15	25	19	18	25	17	29
Parentage	2	0	0	1	0	1	0	1	0	0
Support - Enforce or Modify	24	80	100	58	21	66	106	104	98	111
U.I.F.S.A.	5	3	3	6	4	5	7	4	3	12
Visitation - Enforce or Modify	15	7	6	9	3	2	5	7	7	7
All Case Types	148	204	222	196	136	178	197	202	201	252

Table 3c. Juvenile Cases, Incoming Cases Per Judge, 2016 to 2025

Case Type	2016	2017	2018	2019	2020	2021	2022	2023	2024	2025
Abuse, Neglect or Dependency	29	46	26	26	30	33	43	40	47	33
Adult Cases	16	9	13	14	5	31	22	14	26	8
All Others	2	0	0	3	3	3	2	7	1	3
Custody/Visitation	55	42	44	43	52	38	33	58	48	38
Delinquency	159	125	103	93	84	98	103	135	91	80
Parentage	42	24	38	29	19	27	19	27	10	1
Permanent Custody	14	2	3	3	6	0	3	2	0	3
Support - Enforce or Modify	127	70	74	93	55	41	39	90	108	74
Traffic	119	103	106	88	95	137	125	143	143	90
U.I.F.S.A.	0	0	1	2	2	0	0	2	1	0
Unruly	7	10	8	15	1	14	5	8	6	6
All Case Types	570	431	416	409	352	422	394	526	481	336

Table 3d. Probate Cases, Incoming Cases Per Judge, 2016 to 2025

Case Type	2016	2017	2018	2019	2020	2021	2022	2023	2024	2025
Adoptions	15	13	7	6	6	17	18	7	15	5
Birth Records	3	0	2	1	3	3	2	4	2	2
Change of Name	10	13	12	5	12	14	27	15	14	14
Civil Actions	5	4	4	2	2	4	3	1	3	4
Civil Commitments	7	3	4	3	1	2	3	0	1	1
Conservatorships	0	0	0	0	0	0	0	0	0	0
Decedents' Estates	176	126	173	137	169	202	164	158	165	138
Guardianships of Adults	8	6	15	15	8	11	15	13	8	14
Guardianships of Minors	2	2	3	2	1	2	2	0	2	2
Minors' Settlements	4	2	7	3	5	10	1	7	3	9
Testamentary Trusts	0	0	2	1	0	1	1	0	1	0
Wrongful Death	3	3	5	1	1	3	0	2	2	2
All Case Types	233	172	234	176	208	269	236	207	216	191

Henry County

Municipal and County Courts

From 1958 to 1963, Henry County Court was the sole limited jurisdiction trial court in Henry County. In 1964, Napoleon Municipal Court was established to replace the Henry County Court with one part-time judgeship. In 2006, that judgeship was converted to a full-time judgeship.

Table 4. Limited Jurisdiction Trial Courts, Historical Changes

Year	Henry County Court		Napoleon Municipal Court		Total Judges
	Judges	Filings	Judges	Filings	
1958	1 (pt)	nd	N/A	N/A	1
1964	N/A	N/A	1 (pt)	nd	1
1975	N/A	N/A	1 (pt)	3,960	1
2006	N/A	N/A	1 (ft)	6,187	1
2025	N/A	N/A	1 (ft)	3,889	1

Note: Number of filings (incoming cases *per judge*) is shown where either (1) data for that court was first collected, (2) a new judgeship was added, or (3) a part-time judgeship (denoted as "(pt)") was converted to full-time status (denoted as "(ft)"). Years with no such changes are excluded from the table. "nd" means no data available. "N/A" means not applicable because court did not exist. Current data (2025) are shown at the bottom of the table.

Table 5. Napoleon Municipal Court, Current Roster

Court	Judge	Current Term	Age at Next Term	Age Barred From Seeking New Term	Next Election	Election Type
		End	Start			
Napoleon MC	Schuller, Elizabeth J.	12/31/29	60	No	11/06/29	FTC: 01-01-2030

Note: "FTC" means Full Term Commencing [date].

Table 6. Napoleon Municipal Court, Incoming Cases Per Judge, 2016 to 2025

Case Type	2016	2017	2018	2019	2020	2021	2022	2023	2024	2025
Contracts	324	507	580	584	365	404	370	391	599	711
F.E.D. (Evictions)	88	95	88	68	52	43	72	50	44	92
Other Civil	11	12	21	18	7	12	4	11	12	15
Pers. Inj./Prop. Damage	1	6	8	2	1	3	2	2	4	1
Small Claims	328	416	376	319	162	175	77	50	42	49
All Civil Case Types	752	1,036	1,073	991	587	637	525	504	701	868
Felonies	150	217	203	204	192	207	226	212	244	260
Misdemeanors	1,450	1,253	1,115	1,035	915	1,018	816	689	612	648
All Criminal Case Types	1,600	1,470	1,318	1,239	1,107	1,225	1,042	901	856	908
O.V.I.	117	118	116	105	94	132	118	121	109	99
Other Traffic	2,658	2,266	2,402	1,764	2,081	2,700	2,333	2,424	2,030	2,014
All Traffic Case Types	2,775	2,384	2,518	1,869	2,175	2,832	2,451	2,545	2,139	2,113
All Case Types	5,127	4,890	4,909	4,099	3,869	4,694	4,018	3,950	3,696	3,889

Henry County

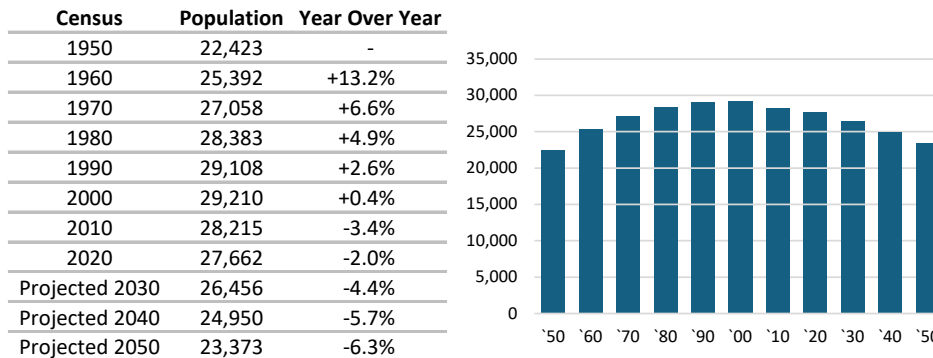
Magistrate History

Table 7. Number of Magistrates

Year	Court of Common Pleas		Napoleon Municipal Court
	General and Probate Division	DR and Juvenile Division	
1996	N/A	N/A	1
1997	N/A	N/A	0
1998	N/A	N/A	0
1999	N/A	N/A	0
2000	N/A	N/A	0
2001	N/A	N/A	0
2002	N/A	N/A	0
2003	N/A	N/A	0
2004	N/A	N/A	0
2005	0	1	0
2006	0	1	0
2007	0	1	0
2008	0	1	0
2009	0	1	0
2010	0	1	0
2011	0	1	0
2012	0	1	0
2013	0	1	0
2014	0	1	0
2015	0	1	0
2016	0	1	0
2017	0	1	0
2018	0	1	0
2019	0	2	0
2020	0	2	0
2021	0	2	0
2022	0	4	0
2023	0	2	0
2024	0	2	0
2025	0	2	0

County Population

Figure 1. County Population Trend



Note: Projections from Ohio Department of Development, Office of Research, County Trends Reports

Highland County

Court of Common Pleas

The Highland County Court of Common Pleas currently consists of two divisions: a combined General and Domestic Relations Division with one judgeship, and a combined Probate and Juvenile Division with one judgeship. The divisional configuration and number of judgeships have not changed since 1955.

Table 1. Court of Common Pleas, Historical Changes

Year	Configuration	Divisional Configuration						Total Judges
		General and DR			Probate and Juvenile			
		Judges	Filings		Judges	Filings		
		Gen.	DR		Prob.	Juv.		
1955	Gen/DR + Prob/Juv	1	nd	nd	1	nd	nd	2
1960	Gen/DR + Prob/Juv	1	240	135	1	nd	nd	2
1972	Gen/DR + Prob/Juv	1	-	-	1	nd	350	2
1974	Gen/DR + Prob/Juv	1	-	-	1	452	-	2
2025	Gen/DR + Prob/Juv	1	607	303	1	381	695	2

Note: Number of filings (incoming cases per judge) is shown where either (1) data for that subject matter was first collected, (2) a new judgeship was added, or (3) the divisional configuration of the court was changed. Years with no such changes are excluded from the table. "nd" means no data available. Current data (2025) are shown at the bottom of the table. Probate courts did not become part of the courts of common pleas until 1970.

Table 2. Court of Common Pleas, Current Roster

Division	Judge	Current	Age at	Age Barred	Next Election	Election Type
		Term End	Next Term Start	From Seeking New Term		
General and DR	Coss, Rocky A.	02/08/27	75	Yes	11/03/26	FTC: 02-09-2027
Probate and Juvenile	Greer, Kevin L.	02/08/27	71	Yes	11/03/26	FTC: 02-09-2027

Note: "FTC" means Full Term Commencing [date].

Table 3a. Civil and Criminal Cases, Incoming Cases Per Judge, 2016 to 2025

Case Type	2016	2017	2018	2019	2020	2021	2022	2023	2024	2025
Administrative Appeals	0	1	0	0	2	0	1	0	1	3
Complex Litigation	0	0	0	0	0	0	0	0	1	3
Foreclosures	120	96	95	79	42	30	68	63	67	104
Other Civil	158	156	155	200	131	176	158	185	273	307
Other Torts	25	20	22	15	9	14	16	20	12	15
Product Liability	0	0	0	0	0	0	0	0	0	0
Professional Tort	1	1	0	1	1	0	2	0	3	2
Workers' Compensation	9	14	3	9	5	12	4	12	8	12
All Civil Case Types	313	288	275	304	190	232	249	280	365	446
Criminal	196	192	230	217	250	179	226	214	167	161
All Case Types	509	480	505	521	440	411	475	494	532	607

Highland County

Table 3b. Domestic Relations Cases, Incoming Cases Per Judge, 2016 to 2025

Case Type	2016	2017	2018	2019	2020	2021	2022	2023	2024	2025
All Others	19	16	17	15	13	12	25	10	7	12
Change of Custody	37	34	28	23	26	15	22	21	13	9
Domestic Violence	45	37	36	33	18	20	26	36	27	24
Marriage Dissolutions w/Children	41	38	38	34	42	41	19	25	28	24
Marriage Dissolutions w/o Children	54	59	48	55	66	48	47	40	46	38
Marriage Terminations w/Children	50	43	47	30	50	41	29	27	24	36
Marriage Terminations w/o Children	28	41	28	27	41	30	39	30	26	31
Parentage	0	0	0	1	1	0	0	0	0	1
Support - Enforce or Modify	43	64	84	74	46	58	60	43	105	111
U.I.F.S.A.	8	2	1	1	0	2	4	1	0	1
Visitation - Enforce or Modify	12	11	11	12	9	7	15	14	9	16
All Case Types	337	345	338	305	312	274	286	247	285	303

Table 3c. Juvenile Cases, Incoming Cases Per Judge, 2016 to 2025

Case Type	2016	2017	2018	2019	2020	2021	2022	2023	2024	2025
Abuse, Neglect or Dependency	236	181	116	199	180	180	118	155	113	83
Adult Cases	0	0	0	0	0	0	0	0	0	4
All Others	8	20	3	12	8	10	10	11	17	6
Custody/Visitation	132	138	253	266	254	289	215	225	219	164
Delinquency	189	187	173	125	80	112	102	111	91	98
Parentage	37	39	48	58	34	36	32	26	24	45
Permanent Custody	10	16	14	17	17	28	22	20	26	16
Support - Enforce or Modify	193	236	233	260	153	179	204	123	177	122
Traffic	154	168	158	162	106	108	86	108	111	110
U.I.F.S.A.	0	0	0	0	0	0	0	0	0	0
Unruly	109	90	66	79	78	83	65	48	34	47
All Case Types	1,068	1,075	1,064	1,178	910	1,025	854	827	812	695

Table 3d. Probate Cases, Incoming Cases Per Judge, 2016 to 2025

Case Type	2016	2017	2018	2019	2020	2021	2022	2023	2024	2025
Adoptions	25	35	40	25	27	20	27	36	31	38
Birth Records	5	8	8	9	6	9	5	4	12	10
Change of Name	32	32	28	20	26	38	16	27	26	29
Civil Actions	17	18	14	15	9	8	17	20	10	17
Civil Commitments	11	12	8	13	20	17	21	16	17	11
Conservatorships	1	0	0	0	0	1	0	0	1	0
Decedents' Estates	255	255	242	276	222	290	294	294	259	244
Guardianships of Adults	30	35	26	25	16	25	23	25	28	19
Guardianships of Minors	17	25	13	13	18	14	10	11	8	8
Minors' Settlements	5	3	1	3	3	3	2	8	0	5
Testamentary Trusts	1	0	0	0	0	0	0	0	1	0
Wrongful Death	0	1	0	0	0	1	1	0	0	0
All Case Types	399	424	380	399	347	426	416	441	393	381

Highland County

Municipal and County Courts

There are currently two limited jurisdiction trial courts in Highland County, Highland County Court with one part-time judgeship, and Hillsboro Municipal Court with one full-time judgeship.

Table 4. Limited Jurisdiction Trial Courts, Historical Changes

Year	Highland County Court		Hillsboro Municipal Court		Total Judges
	Judges	Filings	Judges	Filings	
1958	1 (pt)	nd	1 (pt)	nd	2
1975	1 (pt)	467	1 (pt)	2,288	2
2008	1 (pt)	1,275	1 (ft)	7,417	2
2025	1 (pt)	880	1 (ft)	4,846	2

Note: Number of filings (incoming cases per judge) is shown where either (1) data for that court was first collected, (2) a new judgeship was added, or (3) a part-time judgeship (denoted as "(pt)") was converted to full-time status (denoted as "(ft)"). Years with no such changes are excluded from the table. "nd" means no data available. "N/A" means not applicable because court did not exist. Current data (2025) are shown at the bottom of the table.

Table 5. Limited Jurisdiction Trial Courts, Current Roster

Court	Judge	Current	Age at	Age Barred	Next	
		Term End	Next Term Start	From Seeking New Term	Election	Election Type
Highland CC	Judkins, John W.	12/31/30	47	No	11/05/30	FTC: 01-01-2031
Hillsboro MC	Randolph, William C.	12/31/29	59	No	11/06/29	FTC: 01-01-2030

Note: "FTC" means Full Term Commencing [date].

Table 6a. Highland County Court, Incoming Cases Per Judge, 2016 to 2025

Case Type	2016	2017	2018	2019	2020	2021	2022	2023	2024	2025
Contracts	58	82	118	142	77	98	106	113	143	177
F.E.D. (Evictions)	34	74	52	43	47	36	38	38	26	17
Other Civil	0	0	1	0	4	4	0	0	0	0
Pers. Inj./Prop. Damage	2	2	2	5	2	0	0	1	0	1
Small Claims	15	10	2	7	10	3	2	5	6	3
All Civil Case Types	109	168	175	197	140	141	146	157	175	198
Felonies	72	104	101	127	109	50	58	105	83	78
Misdemeanors	430	555	558	564	476	289	370	327	284	283
All Criminal Case Types	502	659	659	691	585	339	428	432	367	361
O.V.I.	32	48	28	42	46	31	32	42	24	25
Other Traffic	430	422	410	284	326	301	292	351	390	296
All Traffic Case Types	462	470	438	326	372	332	324	393	414	321
All Case Types	1,073	1,297	1,272	1,214	1,097	812	898	982	956	880

Highland County

Table 6b. Hillsboro Municipal Court, Incoming Cases Per Judge, 2016 to 2025

Case Type	2016	2017	2018	2019	2020	2021	2022	2023	2024	2025
Contracts	476	539	678	684	582	566	663	517	679	758
F.E.D. (Evictions)	128	180	148	134	85	105	100	103	101	75
Other Civil	0	1	2	4	3	3	2	2	3	1
Pers. Inj./Prop. Damage	11	5	5	10	4	1	2	3	2	8
Small Claims	91	84	101	52	30	32	49	45	44	52
All Civil Case Types	706	809	934	884	704	707	816	670	829	894
Felonies	193	187	276	211	223	154	152	131	99	113
Misdemeanors	1,578	1,627	1,562	1,494	1,406	1,322	1,375	1,093	948	1,229
All Criminal Case Types	1,771	1,814	1,838	1,705	1,629	1,476	1,527	1,224	1,047	1,342
O.V.I.	191	221	163	114	169	128	120	82	87	79
Other Traffic	2,923	2,623	2,606	2,653	1,930	1,887	1,696	1,914	2,759	2,531
All Traffic Case Types	3,114	2,844	2,769	2,767	2,099	2,015	1,816	1,996	2,846	2,610
All Case Types	5,591	5,467	5,541	5,356	4,432	4,198	4,159	3,890	4,722	4,846

Magistrate History

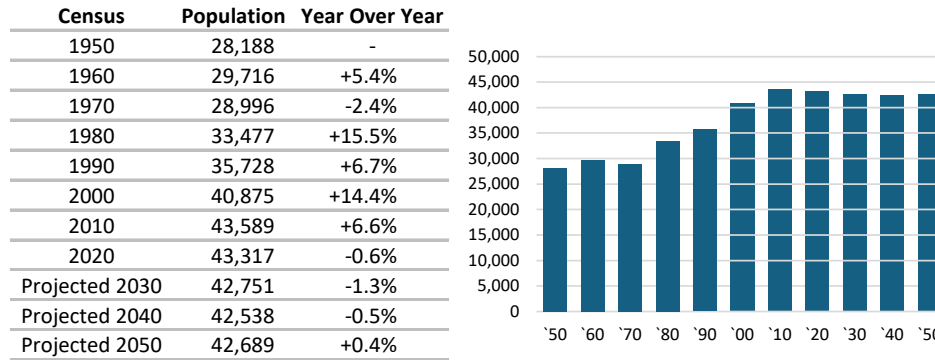
Table 7. Number of Magistrates

Year	Court of Common Pleas		Highland County Court	Hillsboro Municipal Court
	General and DR Division	Probate and Juvenile Division		
1996	1	0	0	1
1997	3	0	0	1
1998	1	0	0	1
1999	1	0	0	1
2000	1	0	0	1
2001	1	0	0	1
2002	1	0	0	1
2003	1	0	0	1
2004	1	0	0	1
2005	1	0	0	1
2006	1	0	0	1
2007	1	0	0	1
2008	1	0	0	1
2009	1	0	0	1
2010	1	0	0	1
2011	1	0	0	1
2012	1	0	0	1
2013	1	0	0	1
2014	1	0	0	1
2015	1	0	0	1
2016	1	0	0	1
2017	1	0	0	1
2018	1	0	0	1
2019	1	0	0	1
2020	1	0	0	1
2021	1	0	0	1
2022	1	0	0	2
2023	1	0	0	0
2024	1	0	0	0
2025	1	0	0	0

Highland County

County Population

Figure 1. County Population Trend



Note: Projections from Ohio Department of Development, Office of Research, County Trends Reports



Hocking County

Court of Common Pleas

The Hocking County Court of Common Pleas currently consists of two divisions: a combined General and Domestic Relations Division with one judgeship, and a combined Probate and Juvenile Division with one judgeship. The divisional configuration has not changed since 1955.

Table 1. Court of Common Pleas, Historical Changes

Year	Configuration	Divisional Configuration						Total Judges
		General and DR			Probate and Juvenile			
		Judges	Filings		Judges	Filings		
		Gen.	DR		Prob.	Juv.		
1955	Gen/DR + Prob/Juv	1	nd	nd	1	nd	nd	2
1960	Gen/DR + Prob/Juv	1	145	86	1	nd	nd	2
1972	Gen/DR + Prob/Juv	1	-	-	1	nd	367	2
1974	Gen/DR + Prob/Juv	1	-	-	1	267	-	2
2025	Gen/DR + Prob/Juv	1	835	185	1	237	465	2

Note: Number of filings (incoming cases per judge) is shown where either (1) data for that subject matter was first collected, (2) a new judgeship was added, or (3) the divisional configuration of the court was changed. Years with no such changes are excluded from the table. "nd" means no data available. Current data (2025) are shown at the bottom of the table. Probate courts did not become part of the courts of common pleas until 1970.

Table 2. Court of Common Pleas, Current Roster

Division	Judge	Current	Age at	Age Barred	Next Election	Election Type
		Term End	Next Term Start	From Seeking New Term		
General and DR	Despetorich, Jason M.	12/31/30	49	No	11/05/30	FTC: 01-01-2031
Probate and Juvenile	Saving, Jonah M.	02/08/27	44	No	11/03/26	FTC: 02-09-2027

Note: "FTC" means Full Term Commencing [date].

Table 3a. Civil and Criminal Cases, Incoming Cases Per Judge, 2016 to 2025

Case Type	2016	2017	2018	2019	2020	2021	2022	2023	2024	2025
Administrative Appeals	8	10	8	3	2	1	1	0	0	1
Complex Litigation	0	0	0	0	0	0	0	0	0	0
Foreclosures	61	172	118	71	37	29	47	46	43	121
Other Civil	84	82	121	88	80	91	72	157	121	253
Other Torts	4	11	0	5	6	3	1	1	3	3
Product Liability	0	0	1	1	0	0	0	0	0	0
Professional Tort	0	0	0	0	0	0	0	1	2	0
Workers' Compensation	5	14	0	4	7	8	6	16	30	26
All Civil Case Types	162	289	248	172	132	132	127	221	199	404
Criminal	113	273	95	127	52	46	202	278	454	431
All Case Types	275	562	343	299	184	178	329	499	653	835

Hocking County

Table 3b. Domestic Relations Cases, Incoming Cases Per Judge, 2016 to 2025

Case Type	2016	2017	2018	2019	2020	2021	2022	2023	2024	2025
All Others	15	3	19	12	1	1	4	6	15	7
Change of Custody	11	1	17	6	9	14	10	15	10	18
Domestic Violence	1	21	45	39	69	51	47	33	59	35
Marriage Dissolutions w/Children	27	36	32	37	41	44	34	28	32	24
Marriage Dissolutions w/o Children	45	37	50	41	24	34	33	31	25	26
Marriage Terminations w/Children	32	87	43	47	44	42	45	29	37	43
Marriage Terminations w/o Children	42	32	35	28	22	40	27	37	33	24
Parentage	0	1	0	0	0	0	0	1	0	0
Support - Enforce or Modify	29	11	22	10	5	8	12	13	18	7
U.I.F.S.A.	0	0	0	0	0	0	0	0	3	0
Visitation - Enforce or Modify	4	1	10	6	1	0	1	6	7	1
All Case Types	206	230	273	226	216	234	213	199	239	185

Table 3c. Juvenile Cases, Incoming Cases Per Judge, 2016 to 2025

Case Type	2016	2017	2018	2019	2020	2021	2022	2023	2024	2025
Abuse, Neglect or Dependency	69	61	62	40	60	50	69	78	63	84
Adult Cases	63	45	4	20	16	5	12	8	6	11
All Others	23	23	117	37	11	13	27	12	29	20
Custody/Visitation	110	179	198	191	126	136	147	122	119	121
Delinquency	145	180	147	132	57	50	145	120	107	99
Parentage	4	4	1	3	0	2	3	4	0	0
Permanent Custody	0	0	0	0	0	0	0	1	0	3
Support - Enforce or Modify	149	119	170	205	115	91	66	63	32	52
Traffic	92	119	77	62	42	50	51	46	46	42
U.I.F.S.A.	0	0	0	0	0	0	0	0	0	0
Unruly	14	1	4	30	40	26	38	39	11	33
All Case Types	669	731	780	720	467	423	558	493	413	465

Table 3d. Probate Cases, Incoming Cases Per Judge, 2016 to 2025

Case Type	2016	2017	2018	2019	2020	2021	2022	2023	2024	2025
Adoptions	8	15	21	12	6	14	14	14	6	17
Birth Records	2	0	2	6	8	8	5	3	1	4
Change of Name	10	19	15	17	16	13	26	27	18	25
Civil Actions	3	2	5	6	6	8	7	1	8	2
Civil Commitments	16	9	11	12	0	4	8	9	5	9
Conservatorships	0	1	0	0	0	0	0	0	0	0
Decedents' Estates	152	99	141	179	140	164	176	160	138	159
Guardianships of Adults	50	45	46	34	31	36	30	21	26	17
Guardianships of Minors	2	2	2	0	2	0	1	0	3	0
Minors' Settlements	2	2	2	2	5	0	0	0	2	2
Testamentary Trusts	0	0	0	0	0	0	0	0	0	0
Wrongful Death	1	1	4	3	2	0	1	0	1	2
All Case Types	246	195	249	271	216	247	268	235	208	237

Hocking County

Municipal and County Courts

From 1958 to 1978, Hocking County Court was the sole limited jurisdiction trial court in Hocking County. In 1978, the county court was abolished, and the Hocking County Municipal Court was established, consisting of one full-time judgeship. Since its inception, it has not undergone any changes in its structure or number of judgeships.

Table 4. Limited Jurisdiction Trial Courts, Historical Changes

Year	Hocking County Court		Hocking County Municipal Court		Total Judges
	Judges	Filings	Judges	Filings	
1958	1 (pt)	nd	N/A	N/A	1
1975	1 (pt)	2,510	N/A	N/A	1
1978	N/A	N/A	1 (ft)	3,587	1
2025	N/A	N/A	1 (ft)	3,868	1

Note: Number of filings (incoming cases *per judge*) is shown where either (1) data for that court was first collected, (2) a new judgeship was added, or (3) a part-time judgeship (denoted as "(pt)") was converted to full-time status (denoted as "(ft)"). Years with no such changes are excluded from the table. "nd" means no data available. "N/A" means not applicable because court did not exist. Current data (2025) are shown at the bottom of the table.

Table 5. Hocking County Municipal Court, Current Roster

Court	Judge	Current	Age at	Age Barred	Next Election	Election Type
		Term End	Next Term Start	From Seeking New Term		
Hocking Co. MC	Moses, Fred	12/31/31	62	No	11/04/31	FTC: 01-01-2032

Note: "FTC" means Full Term Commencing [date].

Table 6. Hocking County Municipal Court, Incoming Cases Per Judge, 2016 to 2025

Case Type	2016	2017	2018	2019	2020	2021	2022	2023	2024	2025
Contracts	403	516	676	645	447	486	470	675	638	697
F.E.D. (Evictions)	97	120	91	131	73	92	78	82	74	92
Other Civil	3	7	2	4	0	2	2	1	0	1
Pers. Inj./Prop. Damage	9	7	9	12	11	7	9	9	9	2
Small Claims	64	67	72	82	49	70	86	56	50	25
All Civil Case Types	576	717	850	874	580	657	645	823	771	817
Felonies	167	198	202	213	198	137	112	162	219	200
Misdemeanors	1,387	1,859	1,797	1,680	1,546	1,110	1,028	1,129	943	842
All Criminal Case Types	1,554	2,057	1,999	1,893	1,744	1,247	1,140	1,291	1,162	1,042
O.V.I.	119	133	115	95	99	115	103	80	122	120
Other Traffic	2,764	3,201	2,417	2,643	2,597	2,861	2,558	2,412	1,624	1,889
All Traffic Case Types	2,883	3,334	2,532	2,738	2,696	2,976	2,661	2,492	1,746	2,009
All Case Types	5,013	6,108	5,381	5,505	5,020	4,880	4,446	4,606	3,679	3,868

Hocking County

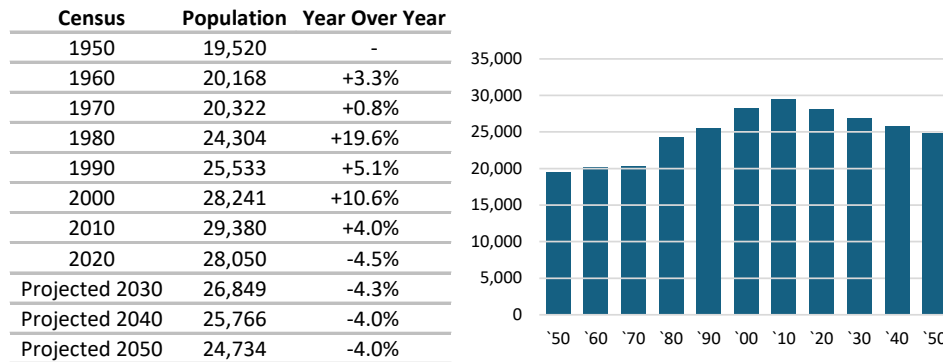
Magistrate History

Table 7. Number of Magistrates

Year	Court of Common Pleas		Hocking County Municipal Court
	General and DR Division	Probate and Juvenile Division	
1996	0	0	0
1997	0	0	0
1998	0	0	0
1999	1	0	0
2000	1	0	0
2001	1	0	0
2002	1	0	0
2003	1	0	0
2004	1	0	0
2005	1	0	0
2006	1	0	0
2007	1	0	1
2008	1	0	1
2009	1	0	1
2010	1	0	1
2011	2	0	1
2012	1	0	1
2013	1	0	1
2014	1	0	1
2015	1	1	1
2016	1	1	1
2017	1	1	1
2018	1	1	1
2019	1	1	1
2020	2	1	1
2021	1	1	1
2022	1	1	1
2023	1	1	1
2024	1	1	1
2025	1	1	1

County Population

Figure 1. County Population Trend



Note: Projections from Ohio Department of Development, Office of Research, County Trends Reports

Holmes County

Court of Common Pleas

Since 1955, the Holmes County Court of Common Pleas has consisted of two divisions: a combined General and Domestic Relations Division with one judgeship, and a combined Probate and Juvenile Division, with one judgeship.

Table 1. Court of Common Pleas, Historical Changes

Year	Configuration	Divisional Configuration						Total Judges
		General and DR			Probate and Juvenile			
		Judges	Filings		Judges	Filings		
		Gen.	DR		Prob.	Juv.		
1955	Gen/DR + Prob/Juv	1	nd	nd	1	nd	nd	2
1960	Gen/DR + Prob/Juv	1	114	37	1	nd	nd	2
1972	Gen/DR + Prob/Juv	1	-	-	1	nd	80	2
1974	Gen/DR + Prob/Juv	1	-	-	1	201	-	2
2025	Gen/DR + Prob/Juv	1	214	110	1	194	231	2

Note: Number of filings (incoming cases per judge) is shown where either (1) data for that subject matter was first collected, (2) a new judgeship was added, or (3) the divisional configuration of the court was changed. Years with no such changes are excluded from the table. "nd" means no data available. Current data (2025) are shown at the bottom of the table. Probate courts did not become part of the courts of common pleas until 1970.

Table 2. Court of Common Pleas, Current Roster

Division	Judge	Current	Age at	Age Barred	Next Election	Election Type
		Term End	Next Term Start	From Seeking New Term		
General and DR	Warner, Sean	02/08/27	50	No	11/03/26	FTC: 02-09-2027
Probate and Juvenile	Lee, Thomas C.	02/08/27	68	No	11/03/26	FTC: 02-09-2027

Note: "FTC" means Full Term Commencing [date].

Table 3a. Civil and Criminal Cases, Incoming Cases Per Judge, 2016 to 2025

Case Type	2016	2017	2018	2019	2020	2021	2022	2023	2024	2025
Administrative Appeals	0	0	1	1	1	1	0	0	0	1
Complex Litigation	0	0	0	0	0	0	0	0	0	0
Foreclosures	23	23	33	23	14	46	23	23	17	18
Other Civil	43	44	38	68	46	49	56	85	73	88
Other Torts	23	6	13	15	14	16	12	20	13	12
Product Liability	0	0	0	0	0	0	0	0	0	0
Professional Tort	0	0	0	0	0	0	0	0	1	1
Workers' Compensation	13	9	7	6	10	15	8	11	12	6
All Civil Case Types	102	82	92	113	85	127	99	139	116	126
Criminal	108	105	112	125	47	77	113	170	89	88
All Case Types	210	187	204	238	132	204	212	309	205	214

Holmes County

Table 3b. Domestic Relations Cases, Incoming Cases Per Judge, 2016 to 2025

Case Type	2016	2017	2018	2019	2020	2021	2022	2023	2024	2025
All Others	12	5	3	1	5	4	1	6	2	2
Change of Custody	4	13	14	5	6	17	9	6	12	9
Domestic Violence	8	6	13	11	11	12	15	6	22	15
Marriage Dissolutions w/Children	20	23	15	21	20	9	17	16	12	9
Marriage Dissolutions w/o Children	29	23	18	21	26	29	22	15	22	18
Marriage Terminations w/Children	20	31	20	24	14	17	21	12	13	23
Marriage Terminations w/o Children	16	16	9	20	14	15	11	7	15	18
Parentage	0	0	0	0	1	0	0	1	1	1
Support - Enforce or Modify	29	17	13	2	17	19	19	23	25	15
U.I.F.S.A.	0	0	1	2	1	0	0	0	0	0
Visitation - Enforce or Modify	6	4	3	3	6	3	4	8	2	0
All Case Types	144	138	109	110	121	125	119	100	126	110

Table 3c. Juvenile Cases, Incoming Cases Per Judge, 2016 to 2025

Case Type	2016	2017	2018	2019	2020	2021	2022	2023	2024	2025
Abuse, Neglect or Dependency	51	56	60	70	56	43	26	59	29	42
Adult Cases	0	0	0	0	0	0	1	0	5	2
All Others	5	5	1	1	7	11	3	1	11	9
Custody/Visitation	51	53	54	46	39	36	39	26	22	30
Delinquency	114	71	77	49	29	32	21	24	22	19
Parentage	1	2	6	0	5	3	3	1	0	0
Permanent Custody	9	2	3	5	7	4	3	1	9	3
Support - Enforce or Modify	69	71	110	68	43	73	63	54	76	38
Traffic	124	124	128	97	96	89	57	98	96	83
U.I.F.S.A.	0	0	0	0	0	0	0	0	0	0
Unruly	7	14	9	3	3	17	5	17	9	5
All Case Types	431	398	448	339	285	308	221	281	279	231

Table 3d. Probate Cases, Incoming Cases Per Judge, 2016 to 2025

Case Type	2016	2017	2018	2019	2020	2021	2022	2023	2024	2025
Adoptions	15	18	10	10	9	15	15	14	11	15
Birth Records	11	13	14	9	9	11	8	8	6	12
Change of Name	9	16	14	9	10	13	7	14	10	7
Civil Actions	7	1	3	5	9	3	3	9	2	5
Civil Commitments	0	0	1	1	2	0	3	1	0	2
Conservatorships	0	0	0	0	0	0	0	0	0	0
Decedents' Estates	106	128	111	129	114	124	155	133	117	119
Guardianships of Adults	30	23	21	25	15	17	18	22	22	27
Guardianships of Minors	0	0	2	0	1	1	1	0	2	4
Minors' Settlements	0	1	2	1	1	1	4	2	1	2
Testamentary Trusts	0	0	0	2	2	0	0	0	0	0
Wrongful Death	5	3	2	5	2	3	1	4	0	1
All Case Types	183	203	180	196	174	188	215	207	171	194

Holmes County

Municipal and County Courts

From 1957 until its abolishment in 2007, Holmes County Court was the only limited jurisdiction trial court in Holmes County. Upon its abolishment in 2007, the Holmes County Municipal Court was established.

Table 4. Limited Jurisdiction Trial Courts, Historical Changes

Year	Holmes County Court		Holmes County Municipal Court		Total Judges
	Judges	Filings	Judges	Filings	
1958	1 (pt)	nd	N/A	N/A	1
1975	1 (pt)	1,566	N/A	N/A	1
2008	N/A	N/A	1 (ft)	4,437	1
2025	N/A	N/A	1 (ft)	2,154	1

Note: Number of filings (incoming cases *per judge*) is shown where either (1) data for that court was first collected, (2) a new judgeship was added, or (3) a part-time judgeship (denoted as "(pt)") was converted to full-time status (denoted as "(ft)"). Years with no such changes are excluded from the table. "nd" means no data available. "N/A" means not applicable because court did not exist. Current data (2025) are shown at the bottom of the table.

Table 5. Holmes County Municipal Court, Current Roster

Court	Judge	Current Term	Age at Next Term	Age Barred From Seeking New Term	Next Election	Election Type
		End	Start	New Term	Election	
Holmes Co. MC	Hyde, Andrew G.	12/31/31	66	No	11/04/31	FTC: 01-01-2032

Note: "FTC" means Full Term Commencing [date].

Table 6. Holmes County Municipal Court, Incoming Cases Per Judge, 2016 to 2025

Case Type	2016	2017	2018	2019	2020	2021	2022	2023	2024	2025
Contracts	268	263	255	303	189	264	249	213	317	420
F.E.D. (Evictions)	35	40	45	58	18	35	35	39	34	28
Other Civil	10	9	5	4	8	9	1	8	9	2
Pers. Inj./Prop. Damage	0	0	0	1	0	1	3	2	0	1
Small Claims	113	78	72	90	43	52	45	39	32	39
All Civil Case Types	426	390	377	456	258	361	333	301	392	490
Felonies	136	64	84	65	31	19	7	0	0	0
Misdemeanors	743	337	477	358	295	215	234	234	205	255
All Criminal Case Types	879	401	561	423	326	234	241	234	205	255
O.V.I.	83	47	53	37	60	47	45	42	33	36
Other Traffic	2,234	2,308	1,901	1,790	1,357	1,029	1,174	2,009	1,579	1,373
All Traffic Case Types	2,317	2,355	1,954	1,827	1,417	1,076	1,219	2,051	1,612	1,409
All Case Types	3,622	3,146	2,892	2,706	2,001	1,671	1,793	2,586	2,209	2,154

Holmes County

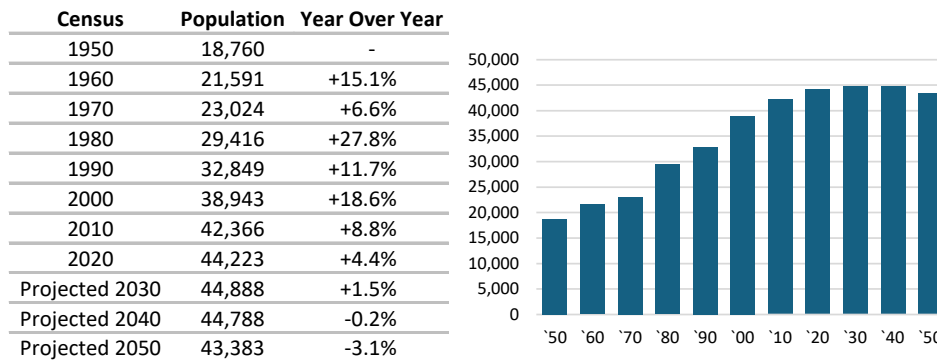
Magistrate History

Table 7. Number of Magistrates

Year	Court of Common Pleas		Holmes County Municipal Court
	General and DR Division	Probate and Juvenile Division	
1996	1	0	0
1997	1	0	0
1998	1	0	0
1999	1	0	0
2000	1	0	2
2001	1	0	2
2002	1	0	1
2003	1	0	0
2004	1	0	0
2005	1	0	0
2006	1	0	0
2007	1	0	1
2008	1	0	1
2009	0	0	1
2010	0	0	1
2011	0	0	1
2012	0	0	1
2013	0	0	1
2014	0	0	1
2015	0	0	1
2016	0	0	1
2017	0	0	1
2018	0	0	1
2019	1	0	1
2020	1	0	1
2021	1	0	1
2022	2	1	0
2023	2	1	0
2024	1	1	0
2025	1	2	0

County Population

Figure 1. County Population Trend



Note: Projections from Ohio Department of Development, Office of Research, County Trends Reports

Huron County

Court of Common Pleas

Since 1955, the Huron County Court of Common Pleas has consisted of two divisions: a combined General and Domestic Relations Division and a combined Probate and Juvenile Division, each with one judgeship.

Table 1. Court of Common Pleas, Historical Changes

Year	Configuration	Divisional Configuration						Total Judges
		General and DR			Probate and Juvenile			
		Judges	Filings		Judges	Filings		
		Gen.	DR		Prob.	Juv.		
1955	Gen/DR + Prob/Juv	1	nd	nd	1	nd	nd	2
1960	Gen/DR + Prob/Juv	1	478	172	1	nd	nd	2
1972	Gen/DR + Prob/Juv	1	-	-	1	nd	749	2
1974	Gen/DR + Prob/Juv	1	-	-	1	527	-	2
2025	Gen/DR + Prob/Juv	2	828	443	1	413	702	2

Note: Number of filings (incoming cases per judge) is shown where either (1) data for that subject matter was first collected, (2) a new judgeship was added, or (3) the divisional configuration of the court was changed. Years with no such changes are excluded from the table. "nd" means no data available. Current data (2025) are shown at the bottom of the table. Probate courts did not become part of the courts of common pleas until 1970.

Table 2. Court of Common Pleas, Current Roster

Division	Judge	Current	Age at	Age Barred	Next Election	Election Type
		Term End	Next Term Start	From Seeking New Term		
General and DR	Conway, James W.	05/13/31	68	No	11/05/30	FTC: 05-14-2031
Probate and Juvenile	Cardwell, Timothy L.	02/08/27	60	No	11/03/26	FTC: 02-09-2027

Note: "FTC" means Full Term Commencing [date].

Table 3a. Civil and Criminal Cases, Incoming Cases Per Judge, 2016 to 2025

Case Type	2016	2017	2018	2019	2020	2021	2022	2023	2024	2025
Administrative Appeals	0	0	3	2	3	1	0	0	3	2
Complex Litigation	0	0	0	0	0	0	0	0	0	0
Foreclosures	208	233	179	199	199	184	279	230	121	159
Other Civil	408	466	190	185	139	160	155	127	205	306
Other Torts	41	26	28	33	40	37	24	29	34	37
Product Liability	0	1	0	0	0	0	0	0	0	0
Professional Tort	5	4	1	7	2	3	3	2	5	4
Workers' Compensation	13	16	11	24	11	17	15	21	25	17
All Civil Case Types	675	746	412	450	394	402	476	409	393	525
Criminal	265	291	385	485	404	356	338	323	318	303
All Case Types	940	1,037	797	935	798	758	814	732	711	828

Huron County

Table 3b. Domestic Relations Cases, Incoming Cases Per Judge, 2016 to 2025

Case Type	2016	2017	2018	2019	2020	2021	2022	2023	2024	2025
All Others	8	19	12	12	20	14	15	20	18	11
Change of Custody	29	17	19	18	21	21	16	16	28	18
Domestic Violence	25	21	38	29	34	33	37	35	35	52
Marriage Dissolutions w/Children	34	39	33	32	38	25	37	32	34	28
Marriage Dissolutions w/o Children	47	56	65	55	47	61	48	51	40	46
Marriage Terminations w/Children	63	49	53	42	44	55	54	40	51	40
Marriage Terminations w/o Children	43	57	51	59	60	61	44	48	50	47
Parentage	0	1	0	0	0	0	0	0	0	0
Support - Enforce or Modify	317	277	301	260	208	259	236	205	202	196
U.I.F.S.A.	0	0	0	0	0	0	0	0	0	0
Visitation - Enforce or Modify	6	1	9	4	2	8	5	2	11	5
All Case Types	572	537	581	511	474	537	492	449	469	443

Table 3c. Juvenile Cases, Incoming Cases Per Judge, 2016 to 2025

Case Type	2016	2017	2018	2019	2020	2021	2022	2023	2024	2025
Abuse, Neglect or Dependency	50	69	172	155	182	106	147	130	89	70
Adult Cases	34	28	11	34	18	25	29	27	51	48
All Others	2	1	5	1	0	1	8	8	3	7
Custody/Visitation	114	109	80	101	83	74	77	54	62	52
Delinquency	311	283	287	261	179	165	149	175	165	128
Parentage	17	18	19	15	6	11	5	7	1	2
Permanent Custody	1	0	0	0	10	5	4	14	5	11
Support - Enforce or Modify	92	76	54	38	30	96	59	112	79	58
Traffic	341	339	306	337	195	252	253	233	247	267
U.I.F.S.A.	0	0	0	0	0	0	0	0	0	0
Unruly	77	34	31	34	32	51	64	80	43	59
All Case Types	1,039	957	965	976	735	786	795	840	745	702

Table 3d. Probate Cases, Incoming Cases Per Judge, 2016 to 2025

Case Type	2016	2017	2018	2019	2020	2021	2022	2023	2024	2025
Adoptions	22	15	16	15	11	35	22	20	30	12
Birth Records	1	18	15	7	2	4	7	5	2	8
Change of Name	17	28	29	26	24	32	45	30	39	47
Civil Actions	11	12	16	7	9	14	11	7	8	8
Civil Commitments	4	4	3	3	3	10	4	10	17	12
Conservatorships	0	0	0	0	0	0	0	0	0	1
Decedents' Estates	248	269	239	260	273	300	300	271	260	261
Guardianships of Adults	22	22	19	28	28	17	17	20	31	36
Guardianships of Minors	11	6	5	4	5	5	6	9	4	8
Minors' Settlements	2	3	6	1	4	4	0	4	4	6
Testamentary Trusts	1	4	8	3	1	2	1	5	4	5
Wrongful Death	7	3	6	8	5	9	2	4	11	9
All Case Types	346	384	362	362	365	432	415	385	410	413

Huron County

Municipal and County Courts

Norwalk Municipal Court, consisting of one full-time judgeship, is the sole limited jurisdiction trial court. Huron County Court was in operation from 1958 to 1976, when it was abolished upon establishment of the Norwalk Municipal Court.

Table 4. Limited Jurisdiction Trial Courts, Historical Changes

Year	Huron County Court		Norwalk Municipal Court		Total Judges
	Judges	Filings	Judges	Filings	
1958	2 (pt)	nd	N/A	N/A	1
1975	2 (pt)	6,867	N/A	N/A	1
1976	N/A	N/A	1 (ft)	9,422	1
2025	N/A	N/A	1 (ft)	8,335	1

Note: Number of filings (incoming cases *per judge*) is shown where either (1) data for that court was first collected, (2) a new judgeship was added, or (3) a part-time judgeship (denoted as "(pt)") was converted to full-time status (denoted as "(ft)"). Years with no such changes are excluded from the table. "nd" means no data available. "N/A" means not applicable because court did not exist. Current data (2025) are shown at the bottom of the table.

Table 5. Limited Jurisdiction Trial Courts, Current Roster

Court	Judge	Current	Age at	Age Barred	Next Election	Election Type
		Term End	Next Term Start	From Seeking New Term		
Norwalk MC	Weisenburger, Eric R.	12/31/29	65	No	11/06/29	FTC: 01-01-2030

Note: "FTC" means Full Term Commencing [date].

Table 6. Norwalk Municipal Court, Incoming Cases Per Judge, 2016 to 2025

Case Type	2016	2017	2018	2019	2020	2021	2022	2023	2024	2025
Contracts	1,209	1,387	1,469	1,546	1,311	1,372	1,174	1,094	1,530	2,027
F.E.D. (Evictions)	378	305	384	366	274	244	338	288	249	215
Other Civil	30	28	38	31	20	9	19	25	19	20
Pers. Inj./Prop. Damage	15	7	11	7	9	10	6	1	9	4
Small Claims	242	362	338	219	79	121	107	176	101	97
All Civil Case Types	1,874	2,089	2,240	2,169	1,693	1,756	1,644	1,584	1,908	2,363
Felonies	587	551	705	620	526	510	344	318	289	239
Misdemeanors	2,098	2,160	2,265	1,873	1,528	1,666	1,459	1,117	938	966
All Criminal Case Types	2,685	2,711	2,970	2,493	2,054	2,176	1,803	1,435	1,227	1,205
O.V.I.	382	423	407	428	260	380	251	286	256	237
Other Traffic	7,252	7,942	8,651	9,085	3,325	4,509	4,162	4,465	4,492	4,530
All Traffic Case Types	7,634	8,365	9,058	9,513	3,585	4,889	4,413	4,751	4,748	4,767
All Case Types	12,193	13,165	14,268	14,175	7,332	8,821	7,860	7,770	7,883	8,335

Huron County

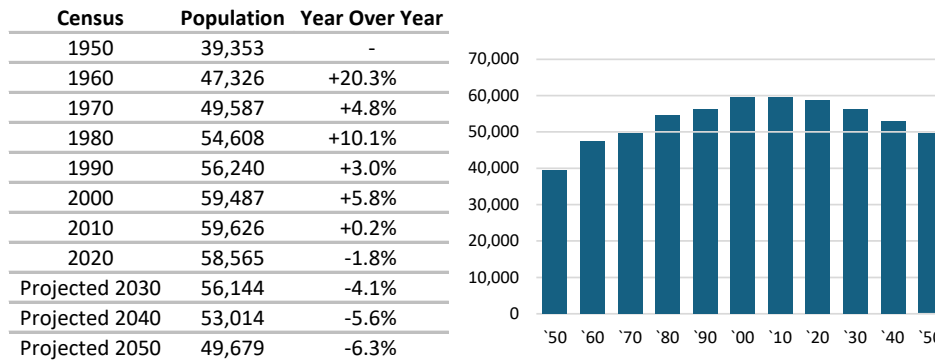
Magistrate History

Table 7. Number of Magistrates

Year	Court of Common Pleas		
	General and DR Division	Probate and Juvenile Division	Norwalk Municipal Court
1996	1	1	0
1997	1	1	0
1998	1	1	0
1999	2	1	0
2000	2	1	0
2001	1	1	0
2002	1	1	0
2003	1	1	0
2004	1	1	0
2005	1	1	0
2006	1	1	0
2007	1	1	0
2008	1	1	0
2009	1	1	0
2010	1	1	0
2011	1	1	0
2012	1	1	0
2013	1	1	0
2014	1	1	0
2015	1	1	0
2016	1	1	0
2017	1	2	0
2018	1	1	0
2019	1	1	0
2020	1	1	0
2021	1	1	0
2022	1	1	0
2023	1	1	0
2024	2	1	0
2025	2	2	0

County Population

Figure 1. County Population Trend



Note: Projections from Ohio Department of Development, Office of Research, County Trends Reports

Jackson County

Court of Common Pleas

Since 1957, the Jackson County Court of Common Pleas has consisted of two divisions: a combined General and Domestic Relations Division, and a combined Probate and Juvenile Division, each with one judgeship.

Table 1. Court of Common Pleas, Historical Changes

Year	Configuration	Divisional Configuration						Total Judges
		General and DR			Probate and Juvenile			
		Judges	Filings		Judges	Filings		
		Gen.	DR		Prob.	Juv.		
1957	Gen/DR + Prob/Juv	1	nd	nd	1	nd	nd	2
1960	Gen/DR + Prob/Juv	1	238	133	1	nd	nd	2
1972	Gen/DR + Prob/Juv	1	-	-	1	nd	407	2
1974	Gen/DR + Prob/Juv	1	-	-	1	269	-	2
2025	Gen/DR + Prob/Juv	1	467	202	1	267	421	2

Note: Number of filings (incoming cases per judge) is shown where either (1) data for that subject matter was first collected, (2) a new judgeship was added, or (3) the divisional configuration of the court was changed. Years with no such changes are excluded from the table. "nd" means no data available. Current data (2025) are shown at the bottom of the table. Probate courts did not become part of the courts of common pleas until 1970.

Table 2. Court of Common Pleas, Current Roster

Division	Judge	Current	Age at	Age Barred	Next Election	Election Type
		Term End	Next Term Start	From Seeking New Term		
General and DR	Regan, Christopher J.	12/31/28	69	No	11/07/28	FTC: 01-01-2029
Probate and Juvenile	Skaggs, Justin W.	02/08/27	44	No	11/03/26	FTC: 02-09-2027

Note: "FTC" means Full Term Commencing [date].

Table 3a. Civil and Criminal Cases, Incoming Cases Per Judge, 2016 to 2025

Case Type	2016	2017	2018	2019	2020	2021	2022	2023	2024	2025
Administrative Appeals	0	0	3	0	1	0	0	0	0	0
Complex Litigation	0	0	0	0	0	0	0	0	2	0
Foreclosures	172	90	158	126	62	32	43	36	47	65
Other Civil	78	85	104	92	66	72	78	81	118	223
Other Torts	9	15	6	5	7	8	5	4	9	15
Product Liability	0	0	0	0	0	0	0	0	0	0
Professional Tort	0	0	0	0	0	0	0	0	0	0
Workers' Compensation	41	6	16	17	16	13	18	17	18	12
All Civil Case Types	300	196	287	240	152	125	144	138	194	315
Criminal	338	259	229	263	124	188	192	208	246	152
All Case Types	638	455	516	503	276	313	336	346	440	467

Jackson County

Table 3b. Domestic Relations Cases, Incoming Cases Per Judge, 2016 to 2025

Case Type	2016	2017	2018	2019	2020	2021	2022	2023	2024	2025
All Others	25	7	10	10	18	16	13	2	13	7
Change of Custody	11	8	4	14	13	15	19	38	29	27
Domestic Violence	23	23	35	27	36	32	59	51	72	58
Marriage Dissolutions w/Children	63	55	54	52	66	40	40	30	17	15
Marriage Dissolutions w/o Children	75	77	72	61	80	63	66	50	32	33
Marriage Terminations w/Children	44	46	41	41	30	31	19	29	26	24
Marriage Terminations w/o Children	36	34	21	24	31	31	30	37	29	21
Parentage	0	0	0	0	3	0	1	0	4	0
Support - Enforce or Modify	27	16	38	36	14	18	13	10	12	13
U.I.F.S.A.	0	0	0	1	1	0	0	1	1	0
Visitation - Enforce or Modify	5	2	4	3	6	9	8	9	3	4
All Case Types	309	268	279	269	298	255	268	257	238	202

Table 3c. Juvenile Cases, Incoming Cases Per Judge, 2016 to 2025

Case Type	2016	2017	2018	2019	2020	2021	2022	2023	2024	2025
Abuse, Neglect or Dependency	22	22	36	47	46	61	47	40	47	33
Adult Cases	23	10	2	0	1	1	0	0	0	0
All Others	52	74	50	40	28	43	37	43	34	29
Custody/Visitation	51	51	62	52	52	41	31	22	48	46
Delinquency	243	185	99	103	72	113	95	87	79	62
Parentage	20	18	10	8	15	10	18	15	6	16
Permanent Custody	2	0	6	7	4	3	1	0	0	0
Support - Enforce or Modify	146	121	130	99	54	40	47	24	51	60
Traffic	187	150	184	152	106	139	122	112	130	124
U.I.F.S.A.	4	4	6	2	2	0	0	0	0	0
Unruly	68	70	68	90	89	208	111	71	39	51
All Case Types	818	705	653	600	469	659	509	414	434	421

Table 3d. Probate Cases, Incoming Cases Per Judge, 2016 to 2025

Case Type	2016	2017	2018	2019	2020	2021	2022	2023	2024	2025
Adoptions	23	26	19	0	5	35	17	17	24	9
Birth Records	10	12	5	0	0	7	4	2	1	2
Change of Name	15	15	14	0	2	21	16	21	19	25
Civil Actions	15	8	8	0	1	8	6	6	9	25
Civil Commitments	2	8	7	0	2	5	7	4	5	6
Conservatorships	0	0	0	0	0	0	1	0	0	0
Decedents' Estates	159	145	166	139	138	178	180	141	154	177
Guardianships of Adults	30	24	11	0	6	22	28	27	10	13
Guardianships of Minors	7	10	8	0	0	9	9	3	2	6
Minors' Settlements	1	0	2	0	0	0	1	4	0	4
Testamentary Trusts	1	1	0	0	0	1	1	0	0	0
Wrongful Death	3	4	1	0	1	3	1	0	0	0
All Case Types	266	253	241	139	155	289	271	225	224	267

Jackson County

Municipal and County Courts

Jackson County Municipal Court, consisting of one full-time judgeship, is the only limited jurisdiction trial court in Jackson County. Since its inception in 1978, it has not undergone any changes in its structure or number of judgeships. Prior to the municipal court's establishment, the Jackson County Court was the sole limited jurisdiction trial court in Jackson County until its abolishment in 1978.

Table 4. Limited Jurisdiction Trial Courts, Historical Changes

Year	Jackson County Court		Jackson County Municipal Court		Total Judges
	Judges	Filings	Judges	Filings	
1958	1 (ft)	nd	N/A	N/A	1
1975	1 (ft)	4,240	N/A	N/A	1
1978	N/A	N/A	1 (pt)	7,350	1
2002	N/A	N/A	1 (ft)	14,208	1
2025	N/A	N/A	1 (ft)	9,135	1

Note: Number of filings (incoming cases *per judge*) is shown where either (1) data for that court was first collected, (2) a new judgeship was added, or (3) a part-time judgeship (denoted as "(pt)") was converted to full-time status (denoted as "(ft)"). Years with no such changes are excluded from the table. "nd" means no data available. "N/A" means not applicable because court did not exist. Current data (2025) are shown at the bottom of the table.

Table 5. Jackson County Municipal Court, Current Roster

Court	Judge	Current	Age at	Age Barred	Next Election	Election Type
		Term End	Next Term Start	From Seeking New Term		
Jackson Co. MC	Dupree, Randy H.	12/31/31	55	No	11/04/31	FTC: 01-01-2032

Note: "FTC" means Full Term Commencing [date].

Table 6. Jackson County Municipal Court, Incoming Cases Per Judge, 2016 to 2025

Case Type	2016	2017	2018	2019	2020	2021	2022	2023	2024	2025
Contracts	0	1	0	2	0	0	1	5	1	0
F.E.D. (Evictions)	111	125	128	117	89	80	72	64	62	54
Other Civil	530	857	717	628	509	471	539	581	751	693
Pers. Inj./Prop. Damage	10	8	12	9	6	3	7	9	6	7
Small Claims	124	56	75	73	42	31	33	29	28	17
All Civil Case Types	775	1,047	932	829	646	585	652	688	848	771
Felonies	168	163	135	239	287	493	307	238	210	165
Misdemeanors	1,742	2,113	1,624	1,377	1,339	1,694	1,459	1,431	1,321	939
All Criminal Case Types	1,910	2,276	1,759	1,616	1,626	2,187	1,766	1,669	1,531	1,104
O.V.I.	344	362	203	174	171	218	206	227	255	182
Other Traffic	8,511	7,416	8,082	7,518	5,691	8,666	7,103	6,123	5,782	7,078
All Traffic Case Types	8,855	7,778	8,285	7,692	5,862	8,884	7,309	6,350	6,037	7,260
All Case Types	11,540	11,101	10,976	10,137	8,134	11,656	9,727	8,707	8,416	9,135

Jackson County

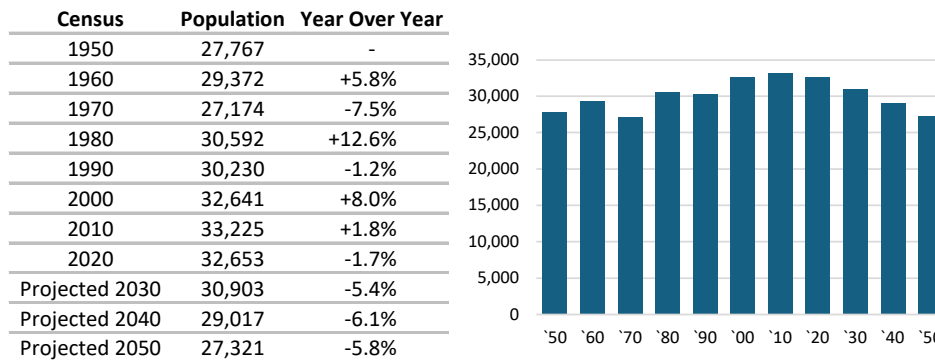
Magistrate History

Table 7. Number of Magistrates

Year	Court of Common Pleas		Jackson County Municipal Court
	General and DR Division	Probate and Juvenile Division	
1996	0	0	0
1997	0	0	0
1998	0	0	0
1999	0	0	0
2000	1	0	0
2001	1	0	0
2002	1	0	0
2003	1	0	0
2004	1	0	0
2005	1	0	0
2006	1	0	0
2007	1	0	0
2008	1	0	0
2009	1	0	0
2010	1	0	0
2011	1	0	0
2012	1	0	0
2013	1	1	0
2014	0	1	0
2015	0	1	0
2016	0	1	0
2017	0	1	0
2018	0	1	0
2019	0	1	0
2020	0	1	1
2021	0	1	1
2022	0	1	1
2023	0	1	1
2024	0	1	1
2025	1	2	1

County Population

Figure 1. County Population Trend



Note: Projections from Ohio Department of Development, Office of Research, County Trends Reports

Jefferson County

Court of Common Pleas

Since 1955, the Jefferson County Court of Common Pleas has consisted of two divisions: a combined General and Domestic Relations Division with two judgeships, and a combined Probate and Juvenile Division with one judgeship.

Table 1. Court of Common Pleas, Historical Changes

Year	Configuration	Divisional Configuration						Total Judges
		General and DR			Probate and Juvenile			
		Judges	Filings		Judges	Filings		
		Gen.	DR		Prob.	Juv.		
1955	Gen/DR + Prob/Juv	2	nd	nd	1	nd	nd	3
1960	Gen/DR + Prob/Juv	2	404	626	1	nd	nd	3
1972	Gen/DR + Prob/Juv	2	-	-	1	nd	703	3
1974	Gen/DR + Prob/Juv	2	-	-	1	1,032	-	3
2025	Gen/DR + Prob/Juv	2	464	163	1	572	1,170	3

Note: Number of filings (incoming cases per judge) is shown where either (1) data for that subject matter was first collected, (2) a new judgeship was added, or (3) the divisional configuration of the court was changed. Years with no such changes are excluded from the table. "nd" means no data available. Current data (2025) are shown at the bottom of the table. Probate courts did not become part of the courts of common pleas until 1970.

Table 2. Court of Common Pleas, Current Roster

Division	Judge	Current	Age at	Age Barred	Next Election	Election Type
		Term End	Next Term Start	From Seeking New Term		
General and DR	Miller, Michelle G.	12/31/26	63	No	11/03/26	FTC: 01-01-2027
	Bruzzese, Joseph J.	02/08/27	75	Yes	11/03/26	FTC: 02-09-2027
Probate and Juvenile	Noble, Frank W.	02/08/27	58	No	11/03/26	FTC: 02-09-2027

Note: "FTC" means Full Term Commencing [date].

Table 3a. Civil and Criminal Cases, Incoming Cases Per Judge, 2016 to 2025

Case Type	2016	2017	2018	2019	2020	2021	2022	2023	2024	2025
Administrative Appeals	0	2	1	2	0	1	2	0	1	6
Complex Litigation	0	1	0	0	0	0	0	0	1	0
Foreclosures	95	89	73	67	27	22	70	52	49	53
Other Civil	179	166	181	171	175	189	188	225	233	299
Other Torts	45	42	33	39	31	29	13	21	26	16
Product Liability	1	1	0	0	0	1	0	0	0	0
Professional Tort	4	3	3	3	2	1	1	4	3	1
Workers' Compensation	10	18	22	21	13	10	13	15	17	8
All Civil Case Types	333	320	311	302	248	251	286	316	328	382
Criminal	100	79	96	97	88	98	85	90	93	83
All Case Types	433	398	406	398	336	348	371	406	421	464

Jefferson County

Table 3b. Domestic Relations Cases, Incoming Cases Per Judge, 2016 to 2025

Case Type	2016	2017	2018	2019	2020	2021	2022	2023	2024	2025
All Others	1	2	1	2	1	2	0	1	0	1
Change of Custody	0	2	4	1	3	4	5	4	8	4
Domestic Violence	68	54	83	72	49	50	46	53	53	66
Marriage Dissolutions w/Children	16	14	33	22	16	26	15	12	12	8
Marriage Dissolutions w/o Children	23	27	26	24	36	43	22	35	32	24
Marriage Terminations w/Children	39	28	49	37	36	22	29	27	26	27
Marriage Terminations w/o Children	42	47	41	37	31	29	29	32	25	30
Parentage	0	0	0	0	0	0	0	0	0	0
Support - Enforce or Modify	0	2	3	24	2	0	0	1	1	1
U.I.F.S.A.	1	1	2	1	0	1	1	2	6	3
Visitation - Enforce or Modify	0	1	5	4	0	0	0	0	0	0
All Case Types	187	177	244	222	173	176	145	163	161	163

Table 3c. Juvenile Cases, Incoming Cases Per Judge, 2016 to 2025

Case Type	2016	2017	2018	2019	2020	2021	2022	2023	2024	2025
Abuse, Neglect or Dependency	80	33	35	34	53	38	37	28	18	19
Adult Cases	18	6	9	8	7	3	8	6	2	2
All Others	162	132	139	122	124	156	161	153	146	132
Custody/Visitation	397	299	345	268	244	247	279	237	259	302
Delinquency	137	143	101	103	87	167	130	217	199	157
Parentage	215	46	38	19	18	7	12	12	8	9
Permanent Custody	6	13	7	13	11	12	16	16	7	4
Support - Enforce or Modify	728	811	879	571	414	333	458	426	437	348
Traffic	265	217	184	236	140	178	146	160	137	148
U.I.F.S.A.	72	40	55	46	23	15	26	24	12	13
Unruly	90	44	43	47	26	47	56	54	47	36
All Case Types	2,170	1,784	1,835	1,467	1,147	1,203	1,329	1,333	1,272	1,170

Table 3d. Probate Cases, Incoming Cases Per Judge, 2016 to 2025

Case Type	2016	2017	2018	2019	2020	2021	2022	2023	2024	2025
Adoptions	23	18	14	21	24	22	28	19	16	10
Birth Records	8	6	10	5	8	8	9	2	6	15
Change of Name	24	29	29	40	56	65	44	44	39	39
Civil Actions	5	5	6	2	2	2	5	3	4	7
Civil Commitments	40	52	20	33	12	10	17	12	22	41
Conservatorships	0	0	0	0	0	0	0	0	0	0
Decedents' Estates	473	451	476	443	415	518	541	484	455	426
Guardianships of Adults	25	37	33	35	29	33	43	31	36	23
Guardianships of Minors	1	2	0	3	1	3	6	2	0	3
Minors' Settlements	7	11	6	5	4	15	8	4	4	8
Testamentary Trusts	0	0	0	3	1	0	1	0	0	0
Wrongful Death	0	0	0	0	0	0	0	0	0	0
All Case Types	606	611	594	590	552	676	702	601	582	572

Jefferson County

Municipal and County Courts

There are currently two limited jurisdiction trial courts in Jefferson County: Steubenville Municipal Court with one full-time judgeship, and Jefferson County Court with three part-time judgeships.

Table 4. Limited Jurisdiction Trial Courts, Historical Changes

Year	Jefferson County Court		Steubenville Municipal Court		Total Judges
	Judges	Filings	Judges	Filings	
1954	N/A	N/A	1 (ft)	nd	1
1958	1 (pt)	nd	1 (ft)	nd	2
1975	1 (pt)	4,656	1 (ft)	3,151	2
1993	2 (pt)	2,314	1 (ft)	3,129	3
1995	3 (pt)	1,074	1 (ft)	4,238	4
2025	3 (pt)	2,738	1 (ft)	3,121	4

Note: Number of filings (incoming cases *per judge*) is shown where either (1) data for that court was first collected, (2) a new judgeship was added, or (3) a part-time judgeship (denoted as "(pt)") was converted to full-time status (denoted as "(ft)"). Years with no such changes are excluded from the table. "nd" means no data available. "N/A" means not applicable because court did not exist. Current data (2025) are shown at the bottom of the table.

The judges in Jefferson County Court have opted to sit in areas of separate jurisdiction pursuant to R.C. 1907.15.

Table 5. Limited Jurisdiction Trial Courts, Current Roster

Court	Judge	Current Term End	Age at	Age Barred	Next Election	Election Type
			Next Term Start	From Seeking New Term		
Jefferson CC #1	Ferguson, Lisa K.	01/01/31	65	No	11/05/30	FTC: 01-02-2031
Jefferson CC #2	Bednar, Michael C.	12/31/28	70	Yes	11/07/28	FTC: 01-01-2029
Jefferson CC #3	Scarpone, David J.	12/31/30	68	No	11/05/30	FTC: 01-01-2031
Steubenville MC	Mascio, John J.	12/31/31	66	No	11/04/31	FTC: 01-01-2032

Note: "FTC" means Full Term Commencing [date].

Jefferson County

Table 6a. Jefferson County Court, Incoming Cases Per Judge, 2016 to 2025

Case Type	2016	2017	2018	2019	2020	2021	2022	2023	2024	2025
Contracts	0	0	0	0	0	0	0	0	0	0
F.E.D. (Evictions)	212	220	180	167	153	116	132	131	135	157
Other Civil	514	618	403	479	314	286	252	281	492	558
Pers. Inj./Prop. Damage	0	2	5	6	1	1	2	1	5	2
Small Claims	172	113	120	133	153	151	112	89	168	95
All Civil Case Types	898	953	708	785	621	554	498	502	800	812
Felonies	429	346	394	373	276	366	306	289	279	257
Misdemeanors	1,626	1,632	1,663	1,463	1,099	1,289	1,036	930	917	829
All Criminal Case Types	2,055	1,978	2,057	1,836	1,375	1,655	1,342	1,219	1,196	1,086
O.V.I.	141	140	130	67	43	80	91	86	97	83
Other Traffic	1,735	1,821	1,876	1,462	773	894	859	916	1,028	757
All Traffic Case Types	1,876	1,961	2,006	1,529	816	974	950	1,002	1,125	840
All Case Types	4,829	4,892	4,771	4,150	2,812	3,183	2,790	2,723	3,121	2,738

Table 6b. Steubenville Municipal Court, Incoming Cases Per Judge, 2016 to 2025

Case Type	2016	2017	2018	2019	2020	2021	2022	2023	2024	2025
Contracts	0	0	0	0	0	0	0	0	0	0
F.E.D. (Evictions)	218	212	220	180	167	153	116	132	131	135
Other Civil	543	514	618	403	479	314	286	252	281	492
Pers. Inj./Prop. Damage	0	0	2	5	6	1	1	2	1	5
Small Claims	184	172	113	120	133	153	151	112	89	168
All Civil Case Types	945	898	953	708	785	621	554	498	502	800
Felonies	412	429	346	394	373	276	366	306	289	279
Misdemeanors	1,675	1,626	1,632	1,663	1,463	1,099	1,289	1,036	930	917
All Criminal Case Types	2,087	2,055	1,978	2,057	1,836	1,375	1,655	1,342	1,219	1,196
O.V.I.	152	141	140	130	67	43	80	91	86	97
Other Traffic	1,293	1,735	1,821	1,876	1,462	773	894	859	916	1,028
All Traffic Case Types	1,445	1,876	1,961	2,006	1,529	816	974	950	1,002	1,125
All Case Types	4,477	4,829	4,892	4,771	4,150	2,812	3,183	2,790	2,723	3,121

Jefferson County

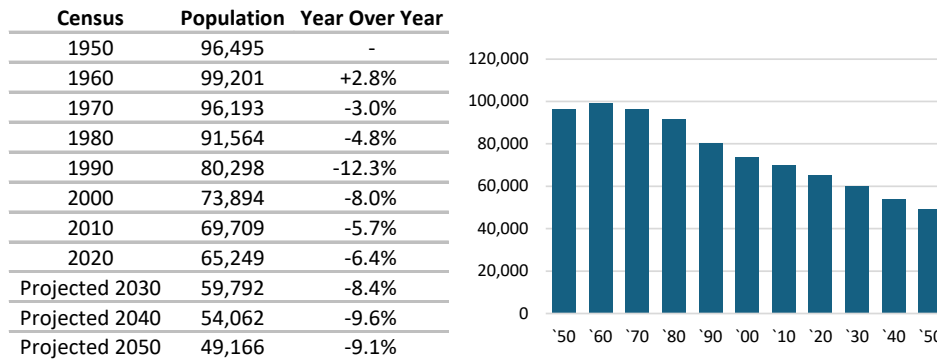
Magistrate History

Table 7. Number of Magistrates

Year	Court of Common Pleas		Jefferson County Court	Steubenville Municipal Court
	General and DR Division	Probate and Juvenile Division		
1996	0	1	0	1
1997	1	1	0	1
1998	1	1	0	1
1999	1	1	0	1
2000	1	1	0	1
2001	1	1	0	2
2002	1	1	0	2
2003	1	1	0	1
2004	1	1	0	1
2005	1	2	0	1
2006	1	2	0	1
2007	1	2	0	1
2008	1	2	0	1
2009	1	2	0	1
2010	1	2	0	1
2011	1	2	0	1
2012	1	2	0	1
2013	2	2	0	1
2014	2	2	0	1
2015	0	1	0	1
2016	0	1	0	1
2017	0	1	0	1
2018	1	1	0	1
2019	1	1	0	1
2020	1	1	0	1
2021	1	2	0	0
2022	1	1	0	0
2023	1	1	0	0
2024	1	1	0	0
2025	1	1	0	0

County Population

Figure 1. County Population Trend



Note: Projections from Ohio Department of Development, Office of Research, County Trends Reports



Knox County

Court of Common Pleas

Since 1957, the Knox County Court of Common Pleas has consisted of two divisions: a combined General and Domestic Relations Division, and a combined Probate and Juvenile Division, each with one judgeship.

Table 1. Court of Common Pleas, Historical Changes

Year	Configuration	Divisional Configuration						Total Judges
		General and DR			Probate and Juvenile			
		Judges	Filings		Judges	Filings		
		Gen.	DR		Prob.	Juv.		
1957	Gen/DR + Prob/Juv	1	nd	nd	1	nd	nd	2
1960	Gen/DR + Prob/Juv	1	197	164	1	nd	nd	2
1972	Gen/DR + Prob/Juv	1	-	-	1	nd	390	2
1974	Gen/DR + Prob/Juv	1	-	-	1	502	-	2
2025	Gen/DR + Prob/Juv	1	708	494	1	442	1,014	2

Note: Number of filings (incoming cases per judge) is shown where either (1) data for that subject matter was first collected, (2) a new judgeship was added, or (3) the divisional configuration of the court was changed. Years with no such changes are excluded from the table. "nd" means no data available. Current data (2025) are shown at the bottom of the table. Probate courts did not become part of the courts of common pleas until 1970.

Table 2. Court of Common Pleas, Current Roster

Division	Judge	Current	Age at	Age Barred	Next Election	Election Type
		Term End	Next Term Start	From Seeking New Term		
General and DR	Wetzel, Richard D.	12/31/28	71	Yes	11/07/28	FTC: 01-01-2029
Probate and Juvenile	Nixon, Jay W.	02/08/27	47	No	11/03/26	FTC: 02-09-2027

Note: "FTC" means Full Term Commencing [date].

Table 3a. Civil and Criminal Cases, Incoming Cases Per Judge, 2016 to 2025

Case Type	2016	2017	2018	2019	2020	2021	2022	2023	2024	2025
Administrative Appeals	1	2	1	2	1	1	4	3	1	2
Complex Litigation	0	0	0	0	0	0	0	0	0	0
Foreclosures	140	113	120	112	54	32	79	86	82	90
Other Civil	125	170	119	167	137	139	127	190	237	241
Other Torts	19	14	28	24	19	27	25	30	12	28
Product Liability	0	0	0	2	0	1	2	0	0	1
Professional Tort	3	4	4	5	2	1	1	4	3	1
Workers' Compensation	17	23	25	20	21	23	25	27	21	30
All Civil Case Types	305	326	297	332	234	224	263	340	356	393
Criminal	278	341	402	418	378	380	348	359	331	315
All Case Types	583	667	699	750	612	604	611	699	687	708

Knox County

Table 3b. Domestic Relations Cases, Incoming Cases Per Judge, 2016 to 2025

Case Type	2016	2017	2018	2019	2020	2021	2022	2023	2024	2025
All Others	41	25	18	10	18	17	22	14	19	27
Change of Custody	28	29	32	31	23	31	28	19	32	26
Domestic Violence	28	48	71	62	85	98	107	65	80	78
Marriage Dissolutions w/Children	60	48	43	40	56	43	43	28	43	38
Marriage Dissolutions w/o Children	66	55	67	59	60	65	62	63	75	45
Marriage Terminations w/Children	58	59	60	60	69	68	46	42	40	28
Marriage Terminations w/o Children	48	76	59	64	58	68	47	45	56	46
Parentage	0	1	0	0	0	0	0	0	0	0
Support - Enforce or Modify	235	258	249	284	274	219	259	257	236	202
U.I.F.S.A.	3	4	1	3	1	7	1	2	1	1
Visitation - Enforce or Modify	13	10	6	1	2	8	4	6	9	3
All Case Types	580	613	606	614	646	624	619	541	591	494

Table 3c. Juvenile Cases, Incoming Cases Per Judge, 2016 to 2025

Case Type	2016	2017	2018	2019	2020	2021	2022	2023	2024	2025
Abuse, Neglect or Dependency	166	176	181	215	165	143	139	82	101	88
Adult Cases	23	42	36	21	11	19	19	13	19	14
All Others	3	17	11	16	10	16	12	4	1	1
Custody/Visitation	137	203	174	159	111	124	110	122	121	99
Delinquency	387	331	229	223	196	230	259	256	243	241
Parentage	10	25	18	24	20	19	10	12	5	7
Permanent Custody	0	3	13	3	3	18	19	10	10	5
Support - Enforce or Modify	496	375	397	334	336	401	394	357	337	319
Traffic	231	181	198	203	138	151	183	180	219	197
U.I.F.S.A.	5	10	17	19	7	8	2	2	2	6
Unruly	70	52	79	45	34	69	37	47	32	37
All Case Types	1,528	1,415	1,353	1,262	1,031	1,198	1,184	1,085	1,090	1,014

Table 3d. Probate Cases, Incoming Cases Per Judge, 2016 to 2025

Case Type	2016	2017	2018	2019	2020	2021	2022	2023	2024	2025
Adoptions	21	22	27	23	27	39	31	36	17	19
Birth Records	7	10	7	13	1	5	6	3	12	6
Change of Name	35	29	40	38	30	47	37	45	53	39
Civil Actions	7	9	13	6	9	14	9	4	7	7
Civil Commitments	4	14	4	6	1	1	7	5	9	6
Conservatorships	0	1	0	0	0	0	0	0	0	0
Decedents' Estates	325	269	320	294	342	391	395	322	320	302
Guardianships of Adults	44	46	23	24	38	38	43	33	41	47
Guardianships of Minors	3	4	3	2	4	4	1	1	2	2
Minors' Settlements	1	6	8	4	8	6	5	1	6	2
Testamentary Trusts	2	4	6	3	6	8	4	1	3	2
Wrongful Death	0	0	0	1	4	2	1	2	5	10
All Case Types	449	414	451	414	470	555	539	453	475	442

Knox County

Municipal and County Courts

Mount Vernon Municipal Court, consisting of one full-time judgeship, is the only limited jurisdiction trial court in Knox County. Since its inception, it has not undergone any changes in its structure or number of judgeships.

Table 4. Mount Vernon Municipal Court, Historical Changes

Year	Judges	Filings
1952	1 (ft)	nd
1975	1 (ft)	6,337
2025	1 (ft)	7,584

Note: Number of filings (incoming cases *per judge*) is shown where either (1) data for that court was first collected, (2) a new judgeship was added, or (3) a part-time judgeship (denoted as "(pt)") was converted to full-time status (denoted as "(ft)"). Years with no such changes are excluded from the table. "nd" means no data available. "N/A" means not applicable because court did not exist. Current data (2025) are shown at the bottom of the table.

Table 5. Mount Vernon Municipal Court, Current Roster

Court	Judge	Current	Age at	Age Barred	Next Election	Election Type
		Term End	Next Term Start	From Seeking New Term		
Mount Vernon MC	Thatcher, John C.	12/31/29	66	No	11/06/29	FTC: 01-01-2030

Note: "FTC" means Full Term Commencing [date].

Table 6. Mount Vernon Municipal Court, Incoming Cases Per Judge, 2016 to 2025

Case Type	2016	2017	2018	2019	2020	2021	2022	2023	2024	2025
Contracts	435	650	716	836	617	789	609	718	1,016	1,726
F.E.D. (Evictions)	217	266	265	231	146	146	186	121	144	192
Other Civil	220	203	359	199	85	126	132	111	48	81
Pers. Inj./Prop. Damage	15	16	12	20	5	14	17	11	21	19
Small Claims	94	84	68	96	79	155	30	32	35	29
All Civil Case Types	981	1,219	1,420	1,382	932	1,230	974	993	1,264	2,047
Felonies	103	101	105	83	63	62	47	64	113	118
Misdemeanors	1,414	1,633	1,778	1,505	1,033	909	884	1,067	1,105	1,172
All Criminal Case Types	1,517	1,734	1,883	1,588	1,096	971	931	1,131	1,218	1,290
O.V.I.	229	213	290	199	161	205	204	272	242	285
Other Traffic	4,721	4,387	5,114	4,719	3,227	3,827	3,953	4,238	4,879	3,962
All Traffic Case Types	4,950	4,600	5,404	4,918	3,388	4,032	4,157	4,510	5,121	4,247
All Case Types	7,448	7,553	8,707	7,888	5,416	6,233	6,062	6,634	7,603	7,584

Knox County

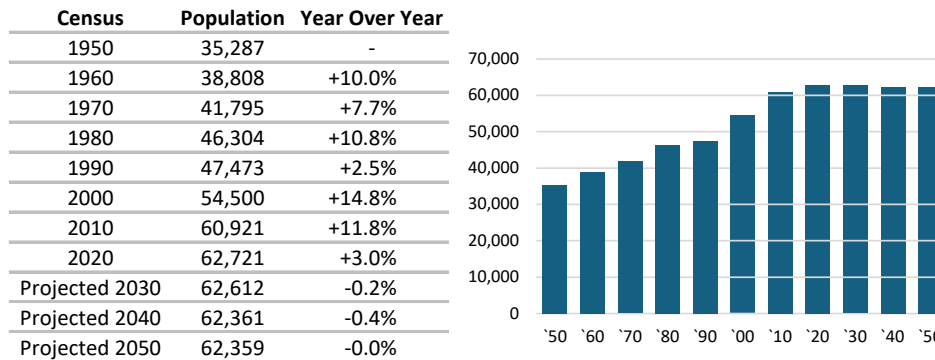
Magistrate History

Table 7. Number of Magistrates

Year	Court of Common Pleas		
	General and DR Division	Probate and Juvenile Division	Mount Vernon Municipal Court
1996	2	1	0
1997	2	1	0
1998	1	1	0
1999	1	1	0
2000	1	1	0
2001	1	1	0
2002	1	1	0
2003	2	1	0
2004	2	1	0
2005	1	1	0
2006	1	1	0
2007	1	1	0
2008	1	1	0
2009	1	1	0
2010	1	1	0
2011	1	1	0
2012	1	1	0
2013	1	1	0
2014	1	2	0
2015	2	3	0
2016	1	1	0
2017	1	1	0
2018	1	1	0
2019	1	1	0
2020	3	1	0
2021	2	1	0
2022	2	1	0
2023	2	1	0
2024	2	1	0
2025	2	1	0

County Population

Figure 1. County Population Trend



Note: Projections from Ohio Department of Development, Office of Research, County Trends Reports

Lake County

Court of Common Pleas

The Lake County Court of Common Pleas currently consists of four divisions. In 1961, the combined General, Domestic Relations, and Juvenile Division was reconfigured into a separately administered General Division and a combined Domestic Relations and Juvenile Division. Then, in 1979, a separately administered Domestic Relations Division and a separately administered Juvenile Division were established.

Table 1. Court of Common Pleas, Historical Changes

Year	Configuration	Divisional Configuration																Total Judges			
		General and DR			Juvenile and Probate			General Only		DR and Juvenile			DR Only		Juvenile Only		Probate Only				
		Judges	Filings		Judges	Filings		Judges	Filings	Judges	DR	Juv.	Judges	Filings	Judges	Filings	Judges		Filings		
1955	Gen/DR + Juv/Prob	1	nd	nd	1	nd	nd	N/A	N/A	N/A	N/A	N/A	N/A	N/A	N/A	N/A	N/A	N/A	N/A	2	
1960	Gen/DR + Juv/Prob	1	991	645	1	nd	nd	N/A	N/A	N/A	N/A	N/A	N/A	N/A	N/A	N/A	N/A	N/A	N/A	3	
1961	Gen/DR + Juv/Prob	1	-	-	1	nd	nd	1	857	1	710	nd	N/A	N/A	N/A	N/A	N/A	N/A	1	nd	3
1965	Gen + DR/Juv + Prob	N/A	N/A	N/A	N/A	N/A	N/A	2	946	1	856	nd	N/A	N/A	N/A	N/A	1	nd		4	
1972	Gen + DR/Juv + Prob	N/A	N/A	N/A	N/A	N/A	N/A	2	-	1	-	3,053	N/A	N/A	N/A	N/A	1	nd		4	
1974	Gen + DR/Juv + Prob	N/A	N/A	N/A	N/A	N/A	N/A	2	-	1	-	-	N/A	N/A	N/A	N/A	1	2,300		4	
1979	Gen + DR + Juv + Prob	N/A	N/A	N/A	N/A	N/A	N/A	3	1,658	N/A	N/A	N/A	1	1,625	1	6,164	1	1,807		6	
2001	Gen + DR + Juv + Prob	N/A	N/A	N/A	N/A	N/A	N/A	4	794	N/A	N/A	N/A	1	1,895	1	5,146	1	1,754		7	
2025	Gen + DR + Juv + Prob	N/A	N/A	N/A	N/A	N/A	N/A	4	874	N/A	N/A	N/A	1	1,403	1	1,637	1	1,625		7	

Note: Number of filings (incoming cases per judge) is shown where either (1) data for that subject matter was first collected, (2) a new judgeship was added, or (3) the divisional configuration of the court was changed. Years with no such changes are excluded from the table. "nd" means no data available. "N/A" means not applicable because division type did not exist. Current data (2025) are shown at the bottom of the table. Probate courts did not become part of the courts of common pleas until 1970.

Table 2. Court of Common Pleas, Current Roster

Division	Judge	Current Term End	Age at Next Term Start	Age Barred From Seeking New Term	Next Election	Election Type
Domestic Relations	Falkowski, Colleen A.	01/01/27	73	Yes	11/03/26	FTC: 01-02-2027
General	Condon, Patrick J.	12/31/30	58	No	11/05/30	FTC: 01-01-2031
	Culotta, Vincent A.	01/02/31	65	No	11/05/30	FTC: 01-03-2031
	O'Donnell, John	01/04/27	64	No	11/03/26	FTC: 01-05-2027
	Ruple, Jeffrey W.	01/05/31	58	No	11/05/30	FTC: 01-06-2031
Juvenile	DeLeone, Michael L.	01/03/27	54	No	11/03/26	FTC: 01-04-2027
Probate	Bartolotta, Mark J.	02/08/27	64	No	11/03/26	FTC: 02-09-2027

Note: "FTC" means Full Term Commencing [date].

Table 3a. Civil and Criminal Cases, Incoming Cases Per Judge, 2016 to 2025

Case Type	2016	2017	2018	2019	2020	2021	2022	2023	2024	2025
Administrative Appeals	4	2	2	2	2	3	5	3	3	5
Complex Litigation	0	0	1	0	0	0	0	0	0	0
Foreclosures	259	219	223	167	142	60	119	104	111	122
Other Civil	219	211	236	283	227	246	238	279	320	414
Other Torts	79	80	79	68	64	51	47	55	48	55
Product Liability	1	2	1	1	0	0	0	0	0	0
Professional Tort	5	4	4	6	5	3	4	3	4	2
Workers' Compensation	36	37	42	40	39	44	36	38	42	35
All Civil Case Types	602	554	587	566	479	405	448	482	528	631
Criminal	195	203	212	218	214	231	219	200	229	243
All Case Types	796	757	798	784	693	637	667	682	757	874

Lake County

Table 3b. Domestic Relations Cases, Incoming Cases Per Judge, 2016 to 2025

Case Type	2016	2017	2018	2019	2020	2021	2022	2023	2024	2025
All Others	287	284	293	309	202	122	130	134	119	136
Change of Custody	63	54	55	64	57	67	44	84	69	81
Domestic Violence	246	291	271	274	275	265	305	376	341	342
Marriage Dissolutions w/Children	145	145	156	142	147	160	96	106	113	121
Marriage Dissolutions w/o Children	189	214	228	211	179	230	152	203	190	184
Marriage Terminations w/Children	292	268	255	237	209	211	165	200	177	176
Marriage Terminations w/o Children	213	190	177	193	158	187	144	162	141	134
Parentage	0	0	0	0	0	0	0	0	0	0
Support - Enforce or Modify	330	301	297	248	161	176	168	210	181	192
U.I.F.S.A.	31	21	25	18	16	20	16	11	6	16
Visitation - Enforce or Modify	45	54	35	43	50	36	23	26	27	21
All Case Types	1,841	1,822	1,792	1,739	1,454	1,474	1,243	1,512	1,364	1,403

Table 3c. Juvenile Cases, Incoming Cases Per Judge, 2016 to 2025

Case Type	2016	2017	2018	2019	2020	2021	2022	2023	2024	2025
Abuse, Neglect or Dependency	122	130	126	138	105	132	134	154	160	195
Adult Cases	6	10	12	20	6	6	13	3	4	2
All Others	4	10	15	27	20	65	44	42	41	48
Custody/Visitation	318	314	328	249	187	260	264	238	197	147
Delinquency	855	952	677	659	419	527	554	485	419	421
Parentage	50	43	35	39	38	50	43	16	18	23
Permanent Custody	25	11	11	14	9	22	10	5	11	0
Support - Enforce or Modify	262	202	233	197	216	213	185	221	170	187
Traffic	919	877	789	743	522	636	573	582	564	505
U.I.F.S.A.	2	13	12	9	12	4	8	2	1	2
Unruly	338	229	158	223	105	148	111	130	104	107
All Case Types	2,901	2,791	2,396	2,318	1,639	2,063	1,939	1,878	1,689	1,637

Table 3d. Probate Cases, Incoming Cases Per Judge, 2016 to 2025

Case Type	2016	2017	2018	2019	2020	2021	2022	2023	2024	2025
Adoptions	52	44	35	45	30	33	44	32	41	44
Birth Records	16	14	11	13	7	21	21	12	12	26
Change of Name	121	131	134	183	128	168	150	133	156	195
Civil Actions	56	37	39	35	32	33	96	39	21	23
Civil Commitments	35	38	40	17	56	37	49	44	69	39
Conservatorships	2	1	0	1	0	2	2	0	3	0
Decedents' Estates	1,080	1,126	1,103	1,190	947	1,282	1,292	1,192	1,156	1,130
Guardianships of Adults	174	187	144	180	139	132	118	141	127	115
Guardianships of Minors	50	52	8	2	28	27	26	30	24	32
Minors' Settlements	11	10	21	16	13	18	14	11	23	18
Testamentary Trusts	16	5	7	10	9	9	8	4	6	2
Wrongful Death	53	33	51	48	32	37	36	25	4	1
All Case Types	1,666	1,678	1,593	1,740	1,421	1,799	1,856	1,663	1,642	1,625

Lake County

Municipal and County Courts

There are currently three limited jurisdiction trial courts in Lake County, Mentor Municipal Court, Painesville Municipal Court, and Willoughby Municipal Court, each with one judgeship.

Table 4. Limited Jurisdiction Trial Courts, Historical Changes

Year	Mentor Municipal Court		Painesville Municipal Court		Willoughby Municipal Court		Total Judges
	Judges	Filings	Judges	Filings	Judges	Filings	
1953	N/A	N/A	1 (ft)	nd	1 (ft)	nd	2
1972	1 (ft)	nd	1 (ft)	nd	1 (ft)	nd	3
1975	1 (ft)	6,543	1 (ft)	9,231	1 (ft)	13,899	3
2025	1 (ft)	7,126	1 (ft)	11,024	1 (ft)	13,598	3

Note: Number of filings (incoming cases per judge) is shown where either (1) data for that court was first collected, (2) a new judgeship was added, or (3) a part-time judgeship (denoted as "(pt)") was converted to full-time status (denoted as "(ft)"). Years with no such changes are excluded from the table. "nd" means no data available. "N/A" means not applicable because court did not exist. Current data (2024) are shown at the bottom of the table.

Table 5. Limited Jurisdiction Trial Courts, Current Roster

Court	Judge	Current	Age at	Age Barred	Next Election	Election Type
		Term End	Next Start	From Seeking New Term		
Mentor MC	Trebets, John	12/31/31	75	Yes	11/04/31	FTC: 01-01-2032
Painesville MC	Malchesky, Paul R.	12/31/29	57	No	11/06/29	FTC: 01-01-2030
Willoughby MC	Cornachio, Marisa L.	12/31/29	51	No	11/06/29	FTC: 01-01-2030

Note: "FTC" means Full Term Commencing [date].

Table 6a. Mentor Municipal Court, Incoming Cases Per Judge, 2016 to 2025

Case Type	2016	2017	2018	2019	2020	2021	2022	2023	2024	2025
Contracts	718	849	827	945	707	725	736	887	1,250	1,450
F.E.D. (Evictions)	192	145	159	161	86	128	134	116	120	155
Other Civil	11	8	10	10	9	6	10	6	8	3
Pers. Inj./Prop. Damage	33	27	20	15	13	7	11	9	8	7
Small Claims	235	277	278	190	147	71	151	194	138	97
All Civil Case Types	1,189	1,306	1,294	1,321	962	937	1,042	1,212	1,524	1,712
Felonies	477	559	512	461	379	577	425	386	286	321
Misdemeanors	1,842	1,969	1,822	1,705	1,232	1,899	1,433	1,460	1,157	1,020
All Criminal Case Types	2,319	2,528	2,334	2,166	1,611	2,476	1,858	1,846	1,443	1,341
O.V.I.	324	315	347	286	193	261	221	205	150	137
Other Traffic	4,458	4,136	4,031	4,778	2,875	4,734	4,328	4,220	4,215	3,936
All Traffic Case Types	4,782	4,451	4,378	5,064	3,068	4,995	4,549	4,425	4,365	4,073
All Case Types	8,290	8,285	8,006	8,551	5,641	8,408	7,449	7,483	7,332	7,126

Lake County

Table 6b. Painesville Municipal Court, Incoming Cases Per Judge, 2016 to 2025

Case Type	2016	2017	2018	2019	2020	2021	2022	2023	2024	2025
Contracts	1,157	1,330	1,570	1,669	1,121	1,228	1,132	1,250	1,872	2,336
F.E.D. (Evictions)	458	465	497	533	335	303	354	339	377	312
Other Civil	53	47	29	26	25	61	30	44	37	39
Pers. Inj./Prop. Damage	29	24	28	15	21	20	13	9	7	11
Small Claims	314	365	467	381	377	394	317	292	302	289
All Civil Case Types	2,011	2,231	2,591	2,624	1,879	2,006	1,846	1,934	2,595	2,987
Felonies	773	759	724	784	806	681	626	556	579	510
Misdemeanors	2,830	2,558	2,581	2,569	2,453	2,005	1,929	2,073	1,847	1,708
All Criminal Case Types	3,603	3,317	3,305	3,353	3,259	2,686	2,555	2,629	2,426	2,218
O.V.I.	491	596	460	401	381	385	431	431	348	353
Other Traffic	6,988	7,543	8,153	6,828	4,781	4,837	5,787	5,816	5,472	5,466
All Traffic Case Types	7,479	8,139	8,613	7,229	5,162	5,222	6,218	6,247	5,820	5,819
All Case Types	13,093	13,687	14,509	13,206	10,300	9,914	10,619	10,810	10,841	11,024

Table 6c. Willoughby Municipal Court, Incoming Cases Per Judge, 2016 to 2025

Case Type	2016	2017	2018	2019	2020	2021	2022	2023	2024	2025
Contracts	1,055	1,578	1,596	1,709	1,176	1,458	1,285	1,392	1,988	2,450
F.E.D. (Evictions)	687	659	656	654	449	500	873	966	963	907
Other Civil	73	65	57	47	33	43	46	42	45	57
Pers. Inj./Prop. Damage	27	23	33	15	21	18	14	25	5	4
Small Claims	493	540	510	505	347	420	520	482	624	472
All Civil Case Types	2,335	2,865	2,852	2,930	2,026	2,439	2,738	2,907	3,625	3,890
Felonies	813	705	1,061	1,056	1,059	1,129	969	1,014	1,017	976
Misdemeanors	4,264	4,064	5,132	4,256	3,099	3,248	3,125	3,259	3,066	2,755
All Criminal Case Types	5,077	4,769	6,193	5,312	4,158	4,377	4,094	4,273	4,083	3,731
O.V.I.	464	483	454	422	325	347	429	421	466	401
Other Traffic	7,300	6,974	9,512	7,346	5,323	7,366	7,543	7,029	6,284	5,576
All Traffic Case Types	7,764	7,457	9,966	7,768	5,648	7,713	7,972	7,450	6,750	5,977
All Case Types	15,176	15,091	19,011	16,010	11,832	14,529	14,804	14,630	14,458	13,598

Lake County

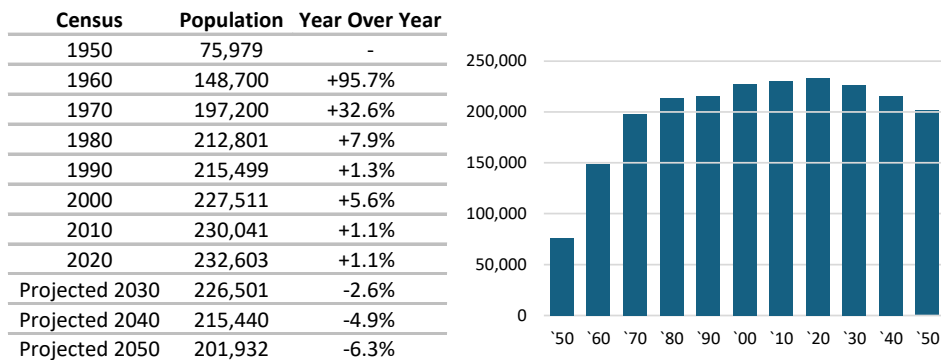
Magistrate History

Table 7. Number of Magistrates

Year	Court of Common Pleas				Mentor Municipal Court	Painesville Municipal Court	Willoughby Municipal Court
	Domestic Relations Division	General Division	Juvenile Division	Probate Division			
1996	8	2	5	2	0	5	5
1997	8	1	5	2	0	7	6
1998	8	1	5	3	0	7	7
1999	9	1	6	2	0	8	7
2000	9	1	7	3	0	8	8
2001	9	1	7	2	0	8	8
2002	9	1	8	2	2	8	7
2003	15	1	7	2	2	7	8
2004	10	1	7	2	2	7	8
2005	10	2	7	2	2	6	8
2006	11	2	7	2	2	6	8
2007	10	2	7	2	2	6	8
2008	11	2	6	2	3	7	11
2009	10	2	7	2	2	7	11
2010	9	2	7	2	2	6	12
2011	9	2	7	2	2	6	10
2012	9	2	5	2	2	5	12
2013	9	2	6	2	2	5	12
2014	8	3	7	2	2	5	10
2015	9	3	7	2	2	5	9
2016	8	3	6	3	2	4	9
2017	8	3	6	2	2	4	9
2018	9	4	7	2	2	4	7
2019	7	3	7	2	2	4	7
2020	7	3	7	2	1	4	6
2021	8	3	7	2	1	4	5
2022	8	3	6	2	1	4	3
2023	8	3	6	2	1	3	4
2024	8	2	5	2	1	3	3
2025	8	2	6	2	1	2	4

County Population

Figure 1. County Population Trend



Note: Projections from Ohio Department of Development, Office of Research, County Trends Reports



Lawrence County

Court of Common Pleas

The Lawrence County Court of Common Pleas currently consists of two divisions: a combined General and Domestic Relations Division with two judgeships, and a combined Probate and Juvenile Division with one judgeship. The divisional configuration has not changed since 1955. In 1977, an additional judgeship was added to the General and Domestic Relations Division.

Table 1. Court of Common Pleas, Historical Changes

Year	Configuration	Divisional Configuration						Total Judges
		General and DR			Probate and Juvenile			
		Judges	Filings		Judges	Filings		
		Gen.	DR		Prob.	Juv.		
1955	Gen/DR + Prob/Juv	1	nd	nd	1	nd	nd	2
1960	Gen/DR + Prob/Juv	1	542	221	1	nd	nd	2
1972	Gen/DR + Prob/Juv	1	-	-	1	nd	785	2
1974	Gen/DR + Prob/Juv	1	-	-	1	576	-	2
1977	Gen/DR + Prob/Juv	2	665	647	1	1,249	996	3
2025	Gen/DR + Prob/Juv	2	516	229	1	460	746	3

Note: Number of filings (incoming cases per judge) is shown where either (1) data for that subject matter was first collected, (2) a new judgeship was added, or (3) the divisional configuration of the court was changed. Years with no such changes are excluded from the table. "nd" means no data available. Current data (2025) are shown at the bottom of the table. Probate courts did not become part of the courts of common pleas until 1970.

Table 2. Court of Common Pleas, Current Roster

Division	Judge	Current	Age at	Age Barred	Next Election	Election Type
		Term End	Next Term Start	From Seeking New Term		
General and DR	Ballard, Andrew P.	02/08/27	50	No	11/03/26	FTC: 02-09-2027
	Finley, Christen N.	12/31/30	49	No	11/05/30	FTC: 01-01-2031
Probate and Juvenile	Sanders, Patricia S.	02/08/27	55	No	11/03/26	FTC: 02-09-2027

Note: "FTC" means Full Term Commencing [date].

Table 3a. Civil and Criminal Cases, Incoming Cases Per Judge, 2016 to 2025

Case Type	2016	2017	2018	2019	2020	2021	2022	2023	2024	2025
Administrative Appeals	3	1	1	0	0	0	0	0	0	0
Complex Litigation	0	0	0	0	0	0	0	0	0	0
Foreclosures	87	88	85	101	54	31	63	69	76	71
Other Civil	120	160	165	189	129	132	144	154	225	227
Other Torts	28	27	18	22	19	28	17	16	9	14
Product Liability	0	1	1	0	1	0	0	1	1	2
Professional Tort	2	2	2	2	1	1	0	2	1	1
Workers' Compensation	11	14	15	15	15	13	15	17	15	13
All Civil Case Types	250	292	284	327	218	205	238	257	326	327
Criminal	165	209	302	299	265	287	268	256	217	189
All Case Types	415	501	586	626	483	491	505	512	542	516

Lawrence County

Table 3b. Domestic Relations Cases, Incoming Cases Per Judge, 2016 to 2025

Case Type	2016	2017	2018	2019	2020	2021	2022	2023	2024	2025
All Others	24	14	12	14	11	15	10	18	5	5
Change of Custody	17	14	12	12	14	21	14	11	10	7
Domestic Violence	59	70	70	62	54	42	68	61	63	65
Marriage Dissolutions w/Children	24	20	20	22	23	27	25	24	16	19
Marriage Dissolutions w/o Children	35	28	26	28	32	33	28	31	24	32
Marriage Terminations w/Children	58	58	49	49	41	48	39	40	41	36
Marriage Terminations w/o Children	53	56	44	59	47	47	40	39	36	41
Parentage	0	0	0	0	0	0	0	0	0	0
Support - Enforce or Modify	48	29	47	38	32	20	4	8	9	19
U.I.F.S.A.	0	0	0	0	0	0	0	0	0	0
Visitation - Enforce or Modify	6	5	6	4	6	3	5	3	3	6
All Case Types	322	292	285	287	257	254	231	234	206	229

Table 3c. Juvenile Cases, Incoming Cases Per Judge, 2016 to 2025

Case Type	2016	2017	2018	2019	2020	2021	2022	2023	2024	2025
Abuse, Neglect or Dependency	59	41	44	39	58	65	42	57	47	67
Adult Cases	63	50	44	95	80	159	118	153	95	88
All Others	2	2	5	2	1	0	3	24	18	19
Custody/Visitation	78	80	89	73	90	89	57	67	103	81
Delinquency	153	128	145	130	122	85	130	139	174	116
Parentage	102	105	95	112	108	94	81	128	183	129
Permanent Custody	0	0	0	0	0	0	0	0	0	0
Support - Enforce or Modify	0	0	0	0	0	0	0	0	0	0
Traffic	211	158	176	182	95	136	103	127	131	140
U.I.F.S.A.	0	0	0	0	0	0	1	0	0	0
Unruly	158	150	81	99	105	136	112	185	88	106
All Case Types	826	714	679	732	659	764	647	880	839	746

Table 3d. Probate Cases, Incoming Cases Per Judge, 2016 to 2025

Case Type	2016	2017	2018	2019	2020	2021	2022	2023	2024	2025
Adoptions	36	45	40	54	46	40	47	45	36	25
Birth Records	2	2	0	4	2	4	1	2	0	3
Change of Name	35	24	20	21	24	40	38	27	34	37
Civil Actions	7	9	9	8	17	20	11	7	9	11
Civil Commitments	11	19	37	28	17	21	22	21	25	30
Conservatorships	2	0	0	0	0	0	0	0	0	0
Decedents' Estates	301	327	306	302	312	348	402	362	327	270
Guardianships of Adults	29	37	26	32	27	36	31	42	32	42
Guardianships of Minors	29	35	37	20	28	24	40	34	31	33
Minors' Settlements	5	5	9	9	8	5	8	10	5	6
Testamentary Trusts	7	5	5	6	2	1	10	3	2	3
Wrongful Death	6	8	7	13	3	4	2	2	0	0
All Case Types	470	516	496	497	486	543	612	555	501	460

Lawrence County

Municipal and County Courts

There are currently two limited jurisdiction trial courts in Lawrence County: Ironton Municipal Court with one full-time judgeship, and Lawrence County Municipal Court with one part-time judgeship.

Table 4. Limited Jurisdiction Trial Courts, Historical Changes

Year	Lawrence County Court		Lawrence County Municipal Court		Ironton Municipal Court		Total Judges
	Judges	Filings	Judges	Filings	Judges	Filings	
1952	N/A	N/A	N/A	N/A	1 (ft)	nd	1
1958	1 (pt)	nd	N/A	N/A	1 (ft)	nd	2
1975	1 (pt)	1,974	N/A	N/A	1 (ft)	5,472	2
1982	N/A	N/A	1 (pt)	4,547	1 (ft)	5166	2
2025	N/A	N/A	1 (pt)	5,646	1 (ft)	4,694	2

Note: Number of filings (incoming cases per judge) is shown where either (1) data for that court was first collected, (2) a new judgeship was added, or (3) a part-time judgeship (denoted as "(pt)") was converted to full-time status (denoted as "(ft)"). Years with no such changes are excluded from the table. "nd" means no data available. "N/A" means not applicable because court did not exist. Current data (2024) are shown at the bottom of the table.

Table 5. Limited Jurisdiction Trial Courts, Current Roster

Court	Judge	Current	Age at	Age Barred	Next	
		Term End	Next Term Start	From Seeking New Term	Election	Election Type
Ironton MC	Waldo, Kevin Jay	12/31/29	74	Yes	11/06/29	FTC: 01-01-2030
Lawrence County MC	Capper, Donald R.	12/31/29	74	Yes	11/06/29	FTC: 01-01-2030

Note: "FTC" means Full Term Commencing [date].

Table 6a. Ironton Municipal Court, Incoming Cases Per Judge, 2016 to 2025

Case Type	2016	2017	2018	2019	2020	2021	2022	2023	2024	2025
Contracts	279	380	436	486	327	340	327	385	500	643
F.E.D. (Evictions)	171	153	144	104	105	82	77	66	89	90
Other Civil	1	1	0	1	0	1	1	1	0	0
Pers. Inj./Prop. Damage	4	2	2	1	5	8	5	2	0	2
Small Claims	20	27	18	15	11	12	11	10	10	8
All Civil Case Types	475	563	600	607	448	443	421	464	599	743
Felonies	374	690	673	582	741	981	1,001	717	603	454
Misdemeanors	563	722	645	638	628	701	522	566	521	525
All Criminal Case Types	937	1,412	1,318	1,220	1,369	1,682	1,523	1,283	1,124	979
O.V.I.	124	108	89	122	142	222	168	104	83	110
Other Traffic	2,655	2,036	1,831	2,052	1,681	2,136	2,487	2,375	2,476	2,862
All Traffic Case Types	2,779	2,144	1,920	2,174	1,823	2,358	2,655	2,479	2,559	2,972
All Case Types	4,191	4,119	3,838	4,001	3,640	4,483	4,599	4,226	4,282	4,694

Lawrence County

Table 6b. Lawrence County Municipal Court, Incoming Cases Per Judge, 2016 to 2025

Case Type	2016	2017	2018	2019	2020	2021	2022	2023	2024	2025
Contracts	639	814	768	853	618	617	552	644	932	1,084
F.E.D. (Evictions)	124	130	114	126	87	86	123	92	69	114
Other Civil	2	1	0	3	1	1	0	0	0	1
Pers. Inj./Prop. Damage	15	11	10	22	12	6	2	2	1	1
Small Claims	99	61	53	50	26	29	29	47	24	30
All Civil Case Types	879	1,017	945	1,054	744	739	706	785	1,026	1,230
Felonies	372	505	690	551	527	520	422	295	317	401
Misdemeanors	1,137	925	1,115	765	808	739	625	672	761	732
All Criminal Case Types	1,509	1,430	1,805	1,316	1,335	1,259	1,047	967	1,078	1,133
O.V.I.	261	267	262	266	312	314	258	224	156	197
Other Traffic	5,113	3,666	4,052	4,219	2,784	3,759	2,974	1,896	2,649	3,086
All Traffic Case Types	5,374	3,933	4,314	4,485	3,096	4,073	3,232	2,120	2,805	3,283
All Case Types	7,762	6,380	7,064	6,855	5,175	6,071	4,985	3,872	4,909	5,646

Magistrate History

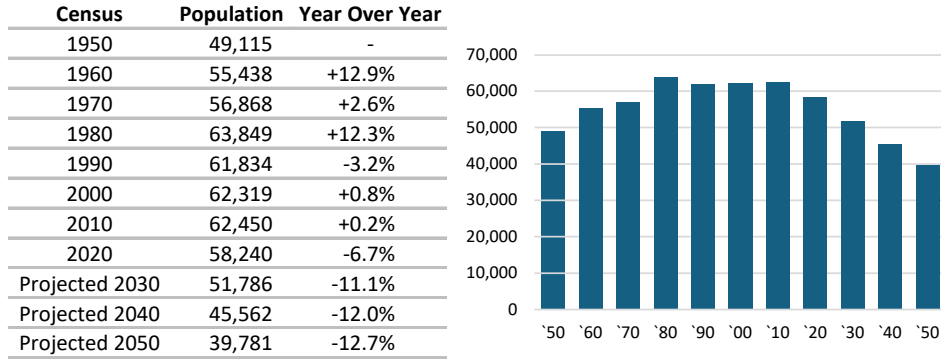
Table 7. Number of Magistrates

Year	Court of Common Pleas		Ironton Municipal Court	Lawrence County Municipal Court
	General and DR Division	Probate and Juvenile Division		
1996	1	1	0	2
1997	1	1	0	2
1998	1	1	0	2
1999	1	1	0	2
2000	1	1	0	2
2001	1	1	0	2
2002	1	1	0	2
2003	1	1	0	2
2004	1	1	0	2
2005	1	1	0	2
2006	1	2	0	2
2007	1	2	0	2
2008	1	1	0	2
2009	2	1	1	1
2010	1	1	1	0
2011	1	1	1	0
2012	1	1	1	0
2013	1	1	1	0
2014	1	1	1	0
2015	1	1	1	0
2016	1	1	1	0
2017	1	1	1	0
2018	1	1	1	0
2019	1	2	1	0
2020	1	1	1	0
2021	1	1	1	0
2022	1	1	1	0
2023	1	1	1	0
2024	1	1	1	0
2025	1	1	1	0

Lawrence County

County Population

Figure 1. County Population Trend



Note: Projections from Ohio Department of Development, Office of Research, County Trends Reports



Licking County

Court of Common Pleas

The Licking County Court of Common Pleas currently consists of three divisions: a two-judge General Division, a two-judge Domestic Relations Division, and a single-judge Probate and Juvenile Division. Prior to 1965, the court consisted of a single-judge combined General and Domestic Relations Division and a single-judge combined Probate and Juvenile Division. In 1965 the General Assembly added a second judgeship to the combined General and Domestic Relations Division. Then, in 1991, the General Assembly reconfigured the court to have a separately administered Domestic Relations Division, into which an additional judgeship was added to the court. In 2005 an additional judgeship was added to the Domestic Relations Division.

Table 1. Court of Common Pleas, Historical Changes

Year	Configuration	Divisional Configuration									Total Judges	
		General Only		DR Only		Probate and Juvenile			General and DR			
		Judges	Filings	Judges	Filings	Judges	Filings		Judges	Filings		
					Prob.	Juv.		Gen.	DR			
1955	Gen/DR + Prob/Juv	N/A	N/A	N/A	N/A	1	nd	nd	1	nd	nd	2
1960	Gen/DR + Prob/Juv	N/A	N/A	N/A	N/A	1	nd	nd	1	553	526	2
1965	Gen/DR + Prob/Juv	N/A	N/A	N/A	N/A	1	nd	nd	2	609	631	3
1972	Gen/DR + Prob/Juv	N/A	N/A	N/A	N/A	1	nd	593	2	-	-	3
1974	Gen/DR + Prob/Juv	N/A	N/A	N/A	N/A	1	1,308	-	2	-	-	3
1991	Gen + DR + Prob/Juv	2	1,098	1	2,847	1	1,073	2,415	N/A	N/A	N/A	4
2005	Gen + DR + Prob/Juv	2	1,251	2	1,981	1	1,159	2,919	N/A	N/A	N/A	5
2025	Gen + DR + Prob/Juv	2	1,420	2	1,171	1	984	935	N/A	N/A	N/A	5

Note: Number of filings (incoming cases per judge) is shown where either (1) data for that subject matter was first collected, (2) a new judgeship was added, or (3) the divisional configuration of the court was changed. Years with no such changes are excluded from the table. "nd" means no data available. "N/A" means not applicable because division type did not exist. Current data (2025) are shown at the bottom of the table. Probate courts did not become part of the courts of common pleas until 1970.

Table 2. Court of Common Pleas, Current Roster

Division	Judge	Current	Age at	Age Barred	Next Election	Election Type
		Term End	Next Term Start	From Seeking New Term		
Domestic Relations	Frost, Duke E.	12/31/28	60	No	11/07/28	FTC: 01-01-2029
	Wright, Richard P.	12/31/26	66	No	11/03/26	FTC: 01-01-2027
General	Branstool, David	12/31/30	64	No	11/05/30	FTC: 01-01-2031
	Marcelain, Thomas M.	02/08/27	69	No	11/03/26	FTC: 02-09-2027
Probate and Juvenile	Lang, Deborah G.	02/08/27	47	No	11/03/26	FTC: 02-09-2027

Note: "FTC" means Full Term Commencing [date].

Licking County

Table 3a. Civil and Criminal Cases, Incoming Cases Per Judge, 2016 to 2025

Case Type	2016	2017	2018	2019	2020	2021	2022	2023	2024	2025
Administrative Appeals	3	4	8	3	4	7	7	21	17	5
Complex Litigation	0	2	0	0	0	0	0	0	1	1
Foreclosures	245	252	222	213	114	76	142	126	132	183
Other Civil	352	397	441	468	535	436	509	530	741	767
Other Torts	59	50	44	49	41	42	45	50	32	51
Product Liability	0	1	0	0	0	0	0	0	0	0
Professional Tort	4	6	4	3	2	2	0	3	3	2
Workers' Compensation	30	27	44	31	31	32	44	38	40	54
All Civil Case Types	691	737	762	765	727	594	746	766	963	1,062
Criminal	419	548	527	554	363	408	386	461	446	359
All Case Types	1,110	1,284	1,289	1,319	1,090	1,001	1,132	1,227	1,409	1,420

Table 3b. Domestic Relations Cases, Incoming Cases Per Judge, 2016 to 2025

Case Type	2016	2017	2018	2019	2020	2021	2022	2023	2024	2025
All Others	86	113	101	96	83	92	103	131	88	99
Change of Custody	126	133	127	112	111	99	84	82	78	69
Domestic Violence	209	233	251	221	241	200	220	237	242	234
Marriage Dissolutions w/Children	56	64	54	58	62	49	58	51	49	55
Marriage Dissolutions w/o Children	80	74	85	93	81	69	87	81	81	76
Marriage Terminations w/Children	111	118	97	109	86	88	74	84	70	78
Marriage Terminations w/o Children	83	86	80	75	83	75	58	63	80	70
Parentage	113	111	89	100	91	91	100	99	110	102
Support - Enforce or Modify	555	463	495	427	236	276	318	249	276	350
U.I.F.S.A.	1	0	1	3	5	2	3	2	1	9
Visitation - Enforce or Modify	55	65	64	57	50	43	35	45	33	31
All Case Types	1,472	1,457	1,441	1,347	1,125	1,081	1,139	1,121	1,104	1,171

Table 3c. Juvenile Cases, Incoming Cases Per Judge, 2016 to 2025

Case Type	2016	2017	2018	2019	2020	2021	2022	2023	2024	2025
Abuse, Neglect or Dependency	251	364	324	242	170	131	156	157	115	114
Adult Cases	6	29	29	12	9	24	5	2	8	10
All Others	14	9	15	28	14	14	29	23	18	17
Custody/Visitation	120	103	103	81	62	87	92	84	70	46
Delinquency	580	574	520	463	269	217	260	227	267	255
Parentage	0	0	0	0	0	0	0	0	0	0
Permanent Custody	65	75	167	111	122	72	43	37	39	31
Support - Enforce or Modify	0	0	0	0	0	0	0	0	0	0
Traffic	569	566	580	450	381	441	457	428	487	451
U.I.F.S.A.	0	0	0	0	0	0	0	0	0	0
Unruly	31	55	92	79	38	36	22	12	35	11
All Case Types	1,636	1,775	1,830	1,466	1,065	1,022	1,064	970	1,039	935

Licking County

Table 3d. Probate Cases, Incoming Cases Per Judge, 2016 to 2025

Case Type	2016	2017	2018	2019	2020	2021	2022	2023	2024	2025
Adoptions	93	85	88	107	120	127	121	68	59	59
Birth Records	8	6	8	5	7	5	3	10	8	2
Change of Name	108	105	104	128	95	137	142	94	139	106
Civil Actions	31	31	40	43	28	34	30	25	15	16
Civil Commitments	7	8	6	5	7	1	8	4	8	3
Conservatorships	2	0	0	0	1	2	0	0	0	0
Decedents' Estates	700	715	774	732	710	847	861	779	791	670
Guardianships of Adults	83	86	90	79	58	83	63	76	64	76
Guardianships of Minors	8	14	8	4	7	14	12	8	10	8
Minors' Settlements	19	22	21	11	23	18	22	25	24	26
Testamentary Trusts	14	9	10	5	9	15	11	17	7	15
Wrongful Death	0	9	4	5	8	6	6	10	13	3
All Case Types	1,073	1,090	1,153	1,124	1,073	1,289	1,279	1,116	1,138	984

Municipal and County Courts

Licking County Municipal Court is currently the sole limited jurisdiction trial court in Licking County. Prior to 1970, the Newark Municipal Court was the sole limited jurisdiction trial court in Licking County.

Table 4. Limited Jurisdiction Trial Courts, Historical Changes

Year	Newark Municipal Court		Licking County Municipal Court		Total Judges
	Judges	Filings	Judges	Filings	
1952	1 (ft)	nd	N/A	N/A	1
1970	N/A	N/A	1 (ft)	nd	1
1972	N/A	N/A	2 (ft)	nd	2
1975	N/A	N/A	2 (ft)	11,453	2
2025	N/A	N/A	2 (ft)	9,558	2

Note: Number of filings (incoming cases *per judge*) is shown where either (1) data for that court was first collected, (2) a new judgeship was added, or (3) a part-time judgeship (denoted as "(pt)") was converted to full-time status (denoted as "(ft)"). Years with no such changes are excluded from the table. "nd" means no data available. "N/A" means not applicable because court did not exist. Current data (2025) are shown at the bottom of the table.

Table 5. Licking County Municipal Court, Current Roster

Court	Judge	Current Term	Age at Next Term	Age Barred From Seeking New Term	Next Election	Election Type
		End	Start	New Term	Election	Election Type
Licking Co. MC	George, Matthew	12/31/31	51	No	11/04/31	FTC: 01-01-2032
	Stansbury, David N.	12/31/29	60	No	11/06/29	FTC: 01-01-2030

Note: "FTC" means Full Term Commencing [date].

Licking County

Table 6. Licking County Municipal Court, Incoming Cases Per Judge, 2016 to 2025

Case Type	2016	2017	2018	2019	2020	2021	2022	2023	2024	2025
Contracts	803	1,149	1,262	1,332	897	980	965	1,202	1,418	1,898
F.E.D. (Evictions)	506	545	539	454	351	344	374	328	328	316
Other Civil	28	36	48	41	33	35	30	36	28	28
Pers. Inj./Prop. Damage	30	22	23	21	18	22	21	19	13	8
Small Claims	193	145	154	118	91	101	120	87	117	84
All Civil Case Types	1,559	1,896	2,024	1,965	1,389	1,480	1,510	1,670	1,902	2,332
Felonies	3	2	0	0	0	0	0	0	0	0
Misdemeanors	1,877	1,926	2,096	1,786	1,536	1,466	1,602	1,361	1,333	1,245
All Criminal Case Types	1,880	1,927	2,096	1,786	1,536	1,466	1,602	1,361	1,333	1,245
O.V.I.	402	411	346	284	272	304	341	350	328	257
Other Traffic	7,046	8,420	9,257	7,599	4,554	6,006	6,078	6,014	5,919	5,725
All Traffic Case Types	7,448	8,831	9,602	7,883	4,826	6,310	6,419	6,364	6,247	5,982
All Case Types	10,887	12,654	13,722	11,633	7,750	9,255	9,531	9,395	9,482	9,558

Magistrate History

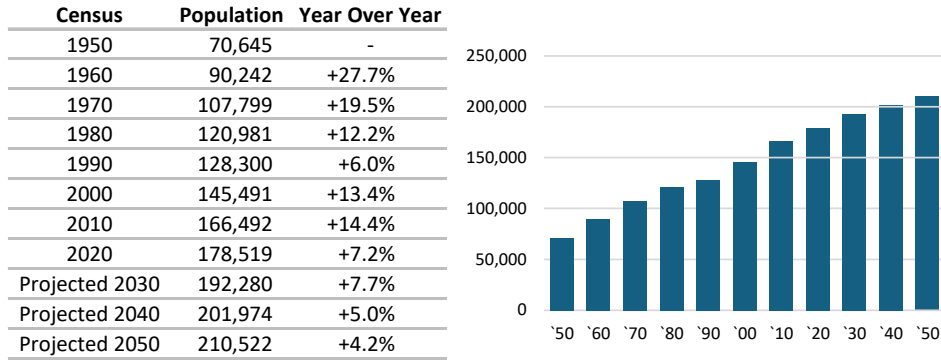
Table 7. Number of Magistrates

Year	Court of Common Pleas			Licking Co. Municipal Court
	Domestic Relations Division	General Division	Probate and Juvenile Division	
1996	1	0	2	1
1997	1	1	2	1
1998	2	1	2	1
1999	2	1	2	1
2000	3	1	2	1
2001	3	1	2	1
2002	3	2	2	1
2003	3	2	2	2
2004	3	0	2	2
2005	3	0	2	2
2006	3	0	3	2
2007	3	1	2	2
2008	3	2	2	1
2009	3	2	2	1
2010	3	2	2	1
2011	4	2	2	1
2012	4	2	2	1
2013	5	2	2	1
2014	4	2	2	1
2015	4	2	2	1
2016	4	2	2	1
2017	4	2	2	1
2018	4	3	4	1
2019	4	4	3	1
2020	5	5	3	1
2021	6	7	3	1
2022	5	6	4	1
2023	5	5	4	1
2024	5	5	3	1
2025	5	5	4	1

Licking County

County Population

Figure 1. County Population Trend



Note: Projections from Ohio Department of Development, Office of Research, County Trends Reports



Logan County

Court of Common Pleas

The Logan County Court of Common Pleas currently consists of two divisions: a General Division with one judgeship, and a Family Court with two judgeships. In 2009, the court was reconfigured into a separately administered General Division and Family Court, consisting of domestic relations, probate, and juvenile cases.

Table 1. Court of Common Pleas, Historical Changes

Year Configuration	Divisional Configuration												Total Judges
	General and DR			General Only		Probate and Juvenile			DR, Probate, and Juvenile				
	Judges	Filings		Judges	Filings	Judges	Filings		Judges	Filings			
	Gen.	DR			Prob.	Juv.		DR	Prob.	Juv.			
1955 Gen/DR + Prob/Juv	1	nd	nd	N/A	N/A	1	nd	nd	N/A	N/A	N/A	N/A	2
1960 Gen/DR + Prob/Juv	1	217	124	N/A	N/A	1	nd	nd	N/A	N/A	N/A	N/A	2
1972 Gen/DR + Prob/Juv	1	-	-	N/A	N/A	1	nd	589	N/A	N/A	N/A	N/A	2
1974 Gen/DR + Prob/Juv	1	-	-	N/A	N/A	1	432	-	N/A	N/A	N/A	N/A	2
2009 Gen + DR/Prob/Juv	N/A	N/A	N/A	1	947	N/A	N/A	N/A	2	416	397	733	3
2025 Gen + DR/Prob/Juv	N/A	N/A	N/A	1	811	N/A	N/A	N/A	2	213	184	479	3

Note: Number of filings (incoming cases per judge) is shown where either (1) data for that subject matter was first collected, (2) a new judgeship was added, or (3) the divisional configuration of the court was changed. Years with no such changes are excluded from the table. "nd" means no data available. Current data (2025) are shown at the bottom of the table. Probate courts did not become part of the courts of common pleas until 1970.

Table 2. Court of Common Pleas, Current Roster

Division	Judge	Current Term End	Age at Next Term Start	Age Barred From Seeking New Term	Next Election	Election Type
DR, Probate, Juvenile	Kellogg-Martin, Kimberly	02/08/27	68	No	11/03/26	FTC: 02-09-2027
	Kennedy, Natasha R.	01/01/29	41	No	11/07/28	FTC: 01-02-2029
General	Braig, Kevin P.	12/31/28	61	No	11/07/28	FTC: 01-01-2029

Note: "FTC" means Full Term Commencing [date].

Table 3a. Civil and Criminal Cases, Incoming Cases Per Judge, 2016 to 2025

Case Type	2016	2017	2018	2019	2020	2021	2022	2023	2024	2025
Administrative Appeals	1	2	1	3	0	1	0	2	3	1
Complex Litigation	0	0	0	0	0	0	0	0	0	0
Foreclosures	151	135	114	106	54	58	72	104	107	133
Other Civil	171	171	206	273	205	203	254	276	318	395
Other Torts	15	20	10	2	3	4	5	4	3	9
Product Liability	1	0	0	0	0	0	0	0	0	0
Professional Tort	1	1	2	0	1	0	0	1	0	0
Workers' Compensation	26	30	25	25	26	15	32	18	24	23
All Civil Case Types	366	359	358	409	289	281	363	405	455	561
Criminal	353	359	385	385	323	317	343	333	294	250
All Case Types	719	718	743	794	612	598	706	738	749	811

Logan County

Table 3b. Domestic Relations Cases, Incoming Cases Per Judge, 2016 to 2025

Case Type	2016	2017	2018	2019	2020	2021	2022	2023	2024	2025
All Others	4	4	12	8	4	8	11	10	5	6
Change of Custody	18	14	14	18	10	18	16	13	15	7
Domestic Violence	104	151	183	167	117	85	94	76	89	85
Marriage Dissolutions w/Children	22	25	26	26	16	12	19	10	14	8
Marriage Dissolutions w/o Children	24	27	28	26	31	19	18	19	17	18
Marriage Terminations w/Children	31	22	22	39	28	25	23	24	15	17
Marriage Terminations w/o Children	23	15	20	28	28	24	20	15	22	17
Parentage	0	0	0	0	0	0	0	0	0	0
Support - Enforce or Modify	67	86	89	80	47	62	61	50	53	56
U.I.F.S.A.	0	0	1	0	0	1	1	0	2	1
Visitation - Enforce or Modify	2	2	4	3	6	6	4	3	2	1
All Case Types	293	344	397	393	286	256	263	218	231	213

Table 3c. Juvenile Cases, Incoming Cases Per Judge, 2016 to 2025

Case Type	2016	2017	2018	2019	2020	2021	2022	2023	2024	2025
Abuse, Neglect or Dependency	74	66	77	63	75	59	99	52	40	42
Adult Cases	13	12	1	5	4	12	14	10	15	14
All Others	12	9	8	16	4	8	1	5	10	8
Custody/Visitation	41	42	44	37	44	48	52	63	59	59
Delinquency	137	146	155	93	38	80	71	60	94	80
Parentage	3	6	3	4	2	0	0	0	1	2
Permanent Custody	0	4	3	5	0	0	0	0	0	0
Support - Enforce or Modify	188	218	239	284	103	135	185	147	124	158
Traffic	130	150	214	176	120	75	76	82	79	81
U.I.F.S.A.	6	5	7	6	5	4	2	3	5	2
Unruly	55	41	43	37	25	43	33	38	53	35
All Case Types	656	697	792	723	418	461	531	458	477	479

Table 3d. Probate Cases, Incoming Cases Per Judge, 2016 to 2025

Case Type	2016	2017	2018	2019	2020	2021	2022	2023	2024	2025
Adoptions	8	11	15	15	14	17	16	11	13	11
Birth Records	1	1	3	1	0	1	2	4	2	1
Change of Name	8	8	15	13	10	12	11	16	12	14
Civil Actions	3	6	4	6	7	3	5	5	3	4
Civil Commitments	0	1	4	2	4	4	5	3	4	3
Conservatorships	0	0	0	0	0	0	0	0	0	0
Decedents' Estates	131	126	131	123	129	151	140	150	144	133
Guardianships of Adults	5	8	6	6	7	7	9	9	8	15
Guardianships of Minors	1	1	2	2	0	1	1	2	3	1
Minors' Settlements	6	1	1	3	2	3	3	3	6	1
Testamentary Trusts	0	1	1	1	1	1	1	0	5	2
Wrongful Death	0	0	0	0	0	0	0	0	0	0
All Case Types	162	162	179	171	172	197	189	201	197	184

Logan County

Municipal and County Courts

Bellefontaine Municipal Court, consisting of one full-time judgeship, is the only limited jurisdiction trial court in Logan County. In 1993, the part-time judgeship was converted to a full-time judgeship.

Table 4. Bellefontaine Municipal Court, Historical Changes

Year	Judges	Filings
1953	1 (pt)	nd
1975	1 (pt)	6,766
1993	1 (ft)	12,487
2025	1 (ft)	8,362

Note: Number of filings (incoming cases *per judge*) is shown where either (1) data for that court was first collected, (2) a new judgeship was added, or (3) a part-time judgeship (denoted as "(pt)") was converted to full-time status (denoted as "(ft)"). Years with no such changes are excluded from the table. "nd" means no data available. "N/A" means not applicable because court did not exist. Current data (2025) are shown at the bottom of the table.

Table 5. Bellefontaine Municipal Court, Current Roster

Court	Judge	Current	Age at	Age Barred	Next Election	Election Type
		Term End	Next Term Start	From Seeking New Term		
Bellefontaine MC	Estes, Jacob A.	12/31/29	50	No	11/06/29	FTC: 01-01-2030

Note: "FTC" means Full Term Commencing [date].

Table 6. Bellefontaine Municipal Court, Incoming Cases Per Judge, 2016 to 2025

Case Type	2016	2017	2018	2019	2020	2021	2022	2023	2024	2025
Contracts	704	900	852	1,039	669	738	767	854	1,163	1,299
F.E.D. (Evictions)	230	240	231	181	128	140	131	144	149	151
Other Civil	27	37	45	20	23	21	15	13	13	15
Pers. Inj./Prop. Damage	21	20	20	14	12	5	11	3	13	12
Small Claims	446	422	397	442	138	177	395	287	1,067	1,410
All Civil Case Types	1,428	1,619	1,545	1,696	970	1,081	1,319	1,301	2,405	2,887
Felonies	311	302	257	236	188	295	200	185	149	134
Misdemeanors	1,432	1,390	1,605	1,419	1,103	939	688	725	635	499
All Criminal Case Types	1,743	1,692	1,862	1,655	1,291	1,234	888	910	784	633
O.V.I.	267	250	340	279	218	207	185	176	171	129
Other Traffic	5,671	6,660	6,298	6,148	3,987	4,174	4,625	4,714	5,189	4,713
All Traffic Case Types	5,938	6,910	6,638	6,427	4,205	4,381	4,810	4,890	5,360	4,842
All Case Types	9,109	10,221	10,045	9,778	6,466	6,696	7,017	7,101	8,549	8,362

Logan County

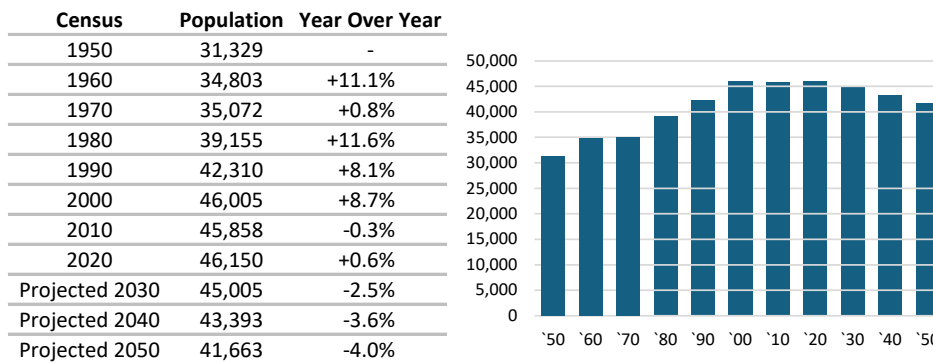
Magistrate History

Table 7. Number of Magistrates

Year	Court of Common Pleas		
	General Division	Logan County Family Court	Bellefontaine Municipal Court
1996	2	0	0
1997	2	0	0
1998	2	0	0
1999	2	0	0
2000	2	1	0
2001	2	1	0
2002	2	1	0
2003	2	1	0
2004	2	1	0
2005	2	1	0
2006	2	1	0
2007	2	1	0
2008	2	1	0
2009	2	1	0
2010	2	1	0
2011	2	1	0
2012	2	1	0
2013	2	1	0
2014	2	1	0
2015	2	1	0
2016	2	2	0
2017	1	2	0
2018	1	2	0
2019	1	3	0
2020	1	2	0
2021	1	2	0
2022	1	2	0
2023	1	2	1
2024	1	4	1
2025	1	2	1

County Population

Figure 1. County Population Trend



Note: Projections from Ohio Department of Development, Office of Research, County Trends Reports

Lorain County

Court of Common Pleas

The Lorain County Court of Common Pleas currently consists of three divisions: a General Division with six judgeships, a combined Domestic Relations and Juvenile Division with three judgeships, and a Probate Division with one judgeship. In 2009 the General Assembly restructured the court's divisional configuration by moving probate jurisdiction into the combined Domestic Relations and Juvenile Division, creating a family court. Later that year, legislation reversed that merger and reinstated the separately administered Probate Division. Due to the short-lived nature of that reorganization, caseload details are not included in Table 1.

Table 1. Court of Common Pleas, Historical Changes

Year	Configuration	Divisional Configuration										
		No Divisions		DR and Juvenile			General Only		Probate Only		Total	
		Judges	Filings	Judges	Filings		Judges	Filings	Judges	Filings		Judges
1953	Gen/DR/Prob/Juv	2	nd	N/A	N/A	N/A	N/A	N/A	N/A	N/A	N/A	2
1955	Gen/DR/Juv + Prob	2	nd	N/A	N/A	N/A	N/A	N/A	1	nd		3
1959	Gen + DR/Juv + Prob	N/A	N/A	1	nd	nd	2	nd	1	nd		4
1969	Gen + DR/Juv + Prob	N/A	N/A	1	1,424	nd	3	1,311	1	nd		5
1989	Gen + DR/Juv + Prob	N/A	N/A	2	1,756	5,482	4	3,140	1	2,087		7
1999	Gen + DR/Juv + Prob	N/A	N/A	3	2,956	9,659	5	4,628	1	2,107		9
2007	Gen + DR/Juv + Prob	N/A	N/A	3	-	-	6	1,967	1	9,043		10
2025	Gen + DR/Juv + Prob	N/A	N/A	3	819	2,303	6	1,301	1	2,062		10

Note: Number of filings (incoming cases per judge) is shown where either (1) data for that subject matter was first collected, (2) a new judgeship was added, or (3) the divisional configuration of the court was changed. Years with no such changes are excluded from the table. "nd" means no data available. Current data (2025) are shown at the bottom of the table. Probate courts did not become part of the courts of common pleas until 1970.

Table 2. Court of Common Pleas, Current Roster

Division	Judge	Current	Age at	Age Barred	Next	
		Term End	Next Term Start	From Seeking New Term	Election	Election Type
General	Bremke, Giovanna	01/05/31	41	No	11/05/30	FTC: 01-06-2031
	Cook, D. Chris	01/04/31	66	No	11/05/30	FTC: 01-05-2031
	Ewers, Raymond J.	12/31/30	69	No	11/05/30	FTC: 01-01-2031
	Freeman, Donna C.	01/01/31	59	No	11/05/30	FTC: 01-02-2031
	Kobasher, Melissa C.	01/02/29	41	No	11/07/28	FTC: 01-03-2029
	Rothgery, Christopher R.	12/31/28	68	No	11/07/28	FTC: 01-01-2029
DR and Juvenile	Glass, Sherry	01/01/29	55	No	11/07/28	FTC: 01-02-2029
	Janik, Frank J.	01/03/31	65	No	11/05/30	FTC: 01-04-2031
	Swenski, Lisa I.	01/02/31	67	No	11/05/30	FTC: 01-03-2031
Probate	Walther, James T.	02/08/27	67	No	11/03/26	FTC: 02-09-2027

Note: "FTC" means Full Term Commencing [date].

Lorain County

Table 3a. Civil and Criminal Cases, Incoming Cases Per Judge, 2016 to 2025

Case Type	2016	2017	2018	2019	2020	2021	2022	2023	2024	2025
Administrative Appeals	3	3	3	4	3	2	3	4	2	5
Complex Litigation	0	0	0	0	0	0	0	0	0	0
Foreclosures	201	191	184	168	91	79	133	125	107	123
Other Civil	259	254	263	342	251	311	301	410	501	609
Other Torts	87	84	83	77	76	73	59	67	61	53
Product Liability	2	2	2	2	2	1	2	2	1	1
Professional Tort	3	5	4	3	5	3	2	2	2	2
Workers' Compensation	28	21	20	19	26	31	28	35	33	29
All Civil Case Types	583	560	559	614	453	499	528	645	706	823
Criminal	395	393	406	372	342	393	406	403	511	477
All Case Types	978	953	965	986	796	893	933	1,047	1,216	1,301

Table 3b. Domestic Relations Cases, Incoming Cases Per Judge, 2016 to 2025

Case Type	2016	2017	2018	2019	2020	2021	2022	2023	2024	2025
All Others	46	48	51	71	71	65	49	53	65	73
Change of Custody	35	38	39	32	31	38	29	34	44	41
Domestic Violence	173	191	230	256	236	245	276	264	293	254
Marriage Dissolutions w/Children	67	70	69	60	58	62	47	55	47	58
Marriage Dissolutions w/o Children	75	86	88	77	81	79	75	88	79	81
Marriage Terminations w/Children	101	93	89	95	93	99	80	86	91	91
Marriage Terminations w/o Children	89	94	94	103	94	99	95	116	103	108
Parentage	0	0	0	0	0	0	0	0	0	0
Support - Enforce or Modify	131	121	133	141	84	73	112	143	127	95
U.I.F.S.A.	0	0	0	0	0	0	0	0	0	0
Visitation - Enforce or Modify	9	15	7	13	8	13	8	11	9	18
All Case Types	728	756	799	849	757	773	771	850	858	819

Table 3c. Juvenile Cases, Incoming Cases Per Judge, 2016 to 2025

Case Type	2016	2017	2018	2019	2020	2021	2022	2023	2024	2025
Abuse, Neglect or Dependency	120	98	126	87	122	122	123	113	83	113
Adult Cases	28	36	60	77	59	140	109	75	50	70
All Others	27	24	22	28	13	17	20	38	29	33
Custody/Visitation	359	352	337	362	302	349	311	356	398	355
Delinquency	488	401	339	354	303	236	233	254	292	338
Parentage	32	43	58	50	39	45	46	46	51	43
Permanent Custody	13	10	10	10	8	6	13	12	10	9
Support - Enforce or Modify	1,367	1,328	1,300	1,306	522	558	1,102	1,387	1,158	972
Traffic	358	366	336	329	216	264	257	272	273	282
U.I.F.S.A.	0	0	0	0	0	0	0	0	0	0
Unruly	18	43	90	66	50	95	111	73	69	88
All Case Types	2,810	2,701	2,677	2,669	1,634	1,831	2,325	2,625	2,415	2,303

Lorain County

Table 3d. Probate Cases, Incoming Cases Per Judge, 2016 to 2025

Case Type	2016	2017	2018	2019	2020	2021	2022	2023	2024	2025
Adoptions	101	86	73	57	64	71	65	65	89	52
Birth Records	4	2	4	9	10	5	15	11	18	21
Change of Name	139	144	169	196	166	241	281	260	237	271
Civil Actions	65	58	52	89	50	54	62	55	34	56
Civil Commitments	37	44	70	116	127	35	57	45	77	74
Conservatorships	1	0	0	0	0	0	1	0	1	0
Decedents' Estates	1,299	1,307	1,334	1,273	1,153	1,486	1,658	1,442	1,379	1,405
Guardianships of Adults	109	83	88	90	68	96	129	102	105	113
Guardianships of Minors	60	52	51	41	22	39	48	47	31	27
Minors' Settlements	33	51	47	46	39	31	35	44	51	35
Testamentary Trusts	14	5	10	11	9	6	7	11	5	8
Wrongful Death	0	0	0	0	0	0	0	0	0	0
All Case Types	1,862	1,832	1,898	1,928	1,708	2,064	2,358	2,082	2,027	2,062

Municipal and County Courts

There are currently four limited jurisdiction trial courts in Lorain County: Avon Lake Municipal Court, Elyria Municipal Court, Lorain Municipal Court, and Oberlin Municipal Court.

Table 4. Limited Jurisdiction Trial Courts, Historical Changes

Year	Avon Lake Municipal Court		Elyria Municipal Court		Lorain Municipal Court		Oberlin Municipal Court		Total Judges
	Judges	Filings	Judges	Filings	Judges	Filings	Judges	Filings	
1953	1 (pt)	nd	N/A	N/A	1 (ft)	nd	N/A	N/A	2
1956	1 (pt)	nd	1 (ft)	nd	1 (ft)	nd	N/A	N/A	3
1958	1 (pt)	nd	1 (ft)	nd	1 (ft)	nd	1 (pt)	nd	4
1974	1 (pt)	nd	2 (ft)	nd	2 (ft)	nd	1 (pt)	nd	6
1975	1 (pt)	1,932	2 (ft)	7,890	2 (ft)	4,482	1 (pt)	8,470	6
1990	1 (pt)	-	2 (ft)	-	2 (ft)	-	1 (ft)	7,985	6
2014	1 (ft)	4,157	2 (ft)	-	2 (ft)	-	2 (ft)	-	6
2025	1 (ft)	4,120	2 (ft)	11,103	2 (ft)	9,742	1 (ft)	4,947	6

Note: Number of filings (incoming cases per judge) is shown where either (1) data for that court was first collected, (2) a new judgeship was added, or (3) a part-time judgeship (denoted as "(pt)") was converted to full-time status (denoted as "(ft)"). Years with no such changes are excluded from the table. "nd" means no data available. "N/A" means not applicable because court did not exist. Current data (2025) are shown at the bottom of the table.

Table 5. Limited Jurisdiction Trial Courts, Current Roster

Court	Judge	Current	Age at	Age Barred	Next Election	Election Type
		Term End	Next Term Start	From Seeking New Term		
Avon Lake MC	Manning, Allison L.	12/31/29	50	No	11/06/29	FTC: 01-01-2030
Elyria MC	Bennett, Gary C.	12/31/27	75	Yes	11/02/27	FTC: 01-01-2028
	White, Robert C.	01/01/28	68	No	11/02/27	FTC: 01-02-2028
Lorain MC	Elwell, Thomas J.	12/31/27	74	Yes	11/02/27	FTC: 01-01-2028
	Webber, Linda A.	12/31/31	64	No	11/04/31	FTC: 01-01-2032
Oberlin MC	Emeka, Farah L.	12/31/31	55	No	11/04/31	FTC: 01-01-2032

Note: "FTC" means Full Term Commencing [date].

Lorain County

Table 6a. Avon Lake Municipal Court, Incoming Cases Per Judge, 2016 to 2025

Case Type	2016	2017	2018	2019	2020	2021	2022	2023	2024	2025
Contracts	389	534	610	624	372	417	379	430	541	775
F.E.D. (Evictions)	109	93	86	64	41	38	40	72	76	52
Other Civil	14	13	7	10	10	7	6	9	13	8
Pers. Inj./Prop. Damage	19	9	7	14	10	11	6	15	5	7
Small Claims	319	337	424	205	175	290	226	293	156	151
All Civil Case Types	850	986	1,134	917	608	763	657	819	791	993
Felonies	223	202	281	263	280	277	268	298	246	252
Misdemeanors	856	798	942	870	805	878	765	817	714	747
All Criminal Case Types	1,079	1,000	1,223	1,133	1,085	1,155	1,033	1,115	960	999
O.V.I.	158	144	161	205	195	193	155	171	182	204
Other Traffic	2,084	2,121	1,440	1,885	1,690	1,789	1,444	1,561	2,050	1,924
All Traffic Case Types	2,242	2,265	1,601	2,090	1,885	1,982	1,599	1,732	2,232	2,128
All Case Types	4,171	4,251	3,958	4,140	3,578	3,900	3,289	3,666	3,983	4,120

Table 6b. Elyria Municipal Court, Incoming Cases Per Judge, 2016 to 2025

Case Type	2016	2017	2018	2019	2020	2021	2022	2023	2024	2025
Contracts	561	814	867	1,052	834	851	752	833	1,245	1,643
F.E.D. (Evictions)	433	453	494	436	273	337	391	452	415	480
Other Civil	73	96	84	61	51	71	63	55	52	47
Pers. Inj./Prop. Damage	138	138	116	111	85	72	64	52	12	9
Small Claims	291	276	229	257	113	162	349	403	361	457
All Civil Case Types	1,495	1,777	1,790	1,916	1,354	1,492	1,618	1,794	2,084	2,635
Felonies	836	703	674	618	577	605	651	664	596	511
Misdemeanors	2,257	2,057	1,950	1,813	1,535	1,618	1,793	1,851	1,757	2,348
All Criminal Case Types	3,092	2,760	2,623	2,431	2,111	2,222	2,444	2,514	2,352	2,859
O.V.I.	526	574	514	465	388	411	393	390	332	290
Other Traffic	4,439	5,086	5,028	4,532	3,579	3,858	3,486	5,351	5,382	5,319
All Traffic Case Types	4,965	5,660	5,542	4,997	3,967	4,269	3,879	5,741	5,713	5,609
All Case Types	9,552	10,196	9,954	9,344	7,432	7,983	7,940	10,049	10,149	11,103

Table 6c. Lorain Municipal Court, Incoming Cases Per Judge, 2016 to 2025

Case Type	2016	2017	2018	2019	2020	2021	2022	2023	2024	2025
Contracts	716	869	900	1,178	667	1,178	1,016	1,128	1,245	1,898
F.E.D. (Evictions)	610	612	589	803	328	334	422	496	460	455
Other Civil	56	60	61	11	22	20	9	33	75	88
Pers. Inj./Prop. Damage	3	5	6	3	1	4	15	26	8	16
Small Claims	129	130	142	180	145	163	195	184	277	300
All Civil Case Types	1,512	1,675	1,697	2,174	1,162	1,698	1,656	1,866	2,064	2,756
Felonies	592	538	490	436	579	579	732	666	558	503
Misdemeanors	2,085	2,660	3,012	2,965	2,179	1,852	2,786	2,400	1,929	1,979
All Criminal Case Types	2,677	3,197	3,502	3,401	2,757	2,430	3,518	3,065	2,486	2,482
O.V.I.	260	388	322	185	166	220	230	254	267	223
Other Traffic	3,894	4,636	4,233	2,647	1,663	2,660	3,958	5,502	5,688	4,282
All Traffic Case Types	4,154	5,023	4,555	2,832	1,829	2,880	4,188	5,756	5,955	4,505
All Case Types	8,343	9,895	9,753	8,407	5,748	7,008	9,362	10,687	10,505	9,742

Lorain County

Table 6d. Oberlin Municipal Court, Incoming Cases Per Judge, 2016 to 2025

Case Type	2016	2017	2018	2019	2020	2021	2022	2023	2024	2025
Contracts	509	646	655	800	539	630	762	913	1,024	1,134
F.E.D. (Evictions)	95	86	77	89	64	52	90	112	161	88
Other Civil	7	12	17	19	5	15	7	13	13	12
Pers. Inj./Prop. Damage	14	3	9	5	7	5	5	5	4	3
Small Claims	98	98	140	96	108	144	146	110	136	92
All Civil Case Types	723	845	898	1,009	723	846	1,010	1,153	1,338	1,329
Felonies	202	140	116	93	79	66	68	131	114	84
Misdemeanors	1,009	907	871	740	606	528	466	552	510	555
All Criminal Case Types	1,211	1,047	987	833	685	594	534	683	624	639
O.V.I.	216	186	198	184	185	179	127	148	178	164
Other Traffic	4,995	5,133	5,816	7,148	4,339	4,557	3,429	3,372	2,689	2,815
All Traffic Case Types	5,211	5,319	6,014	7,332	4,524	4,736	3,556	3,520	2,867	2,979
All Case Types	7,145	7,211	7,899	9,174	5,932	6,176	5,100	5,356	4,829	4,947

Magistrate History

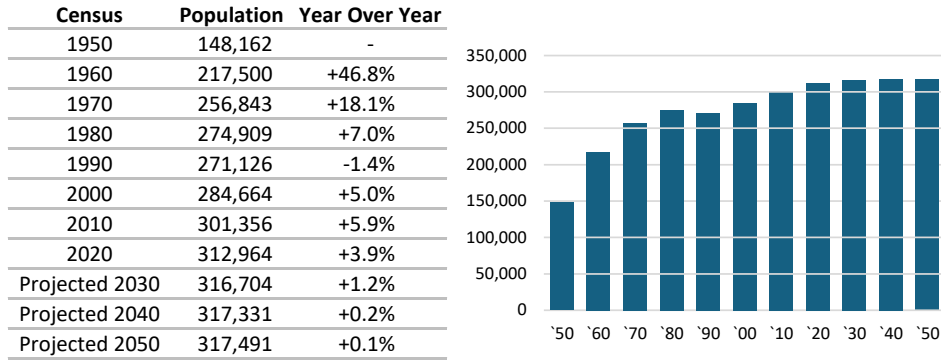
Table 7. Number of Magistrates

Year	Court of Common Pleas			Avon Lake Municipal Court	Elyria Municipal Court	Lorain Municipal Court	Oberlin Municipal Court
	DR and Juvenile Division	General Division	Probate Division				
1996	1	1	1	0	1	1	1
1997	3	1	1	0	1	1	1
1998	4	1	1	0	4	1	1
1999	6	1	1	0	4	1	1
2000	7	1	1	0	3	1	1
2001	7	1	1	0	2	1	1
2002	8	1	1	0	2	1	1
2003	8	1	1	0	2	1	1
2004	8	1	1	0	2	1	0
2005	8	0	1	0	3	2	0
2006	9	0	1	0	3	1	0
2007	12	2	1	0	3	1	0
2008	12	7	1	0	3	1	0
2009	12	9	1	0	3	1	0
2010	12	9	1	0	3	2	0
2011	14	10	1	0	3	2	0
2012	13	10	1	0	3	2	0
2013	17	10	1	0	3	2	0
2014	13	10	1	0	3	1	0
2015	12	10	1	0	3	1	0
2016	13	9	1	0	3	1	0
2017	15	12	1	0	3	1	0
2018	15	11	1	0	3	1	0
2019	17	12	1	0	3	3	0
2020	16	13	1	0	3	3	0
2021	16	11	1	0	3	3	0
2022	15	10	1	0	4	2	0
2023	18	15	1	0	3	2	0
2024	18	10	1	0	3	2	0
2025	17	13	2	0	2	2	0

Lorain County

County Population

Figure 1. County Population Trend



Note: Projections from Ohio Department of Development, Office of Research, County Trends Reports

Lucas County

Court of Common Pleas

The Lucas County Court of Common Pleas currently consists of four divisions. In 1955 the combined General, Domestic Relations, and Juvenile Division was reconfigured into a separately administered General Division and a combined Domestic Relations and Juvenile Division. Then, in 1977, a separately administered Domestic Relations Division and a separately administered Juvenile Division were established.

Table 1. Court of Common Pleas, Historical Changes

Year	Configuration	Divisional Configuration											Total Judges
		DR and Juvenile			General Only		Domestic Relations Only		Juvenile Only		Probate Only		
		Judges	Filings		Judges	Filings	Judges	Filings	Judges	Filings	Judges	Filings	
1953	Gen + DR/Juv + Prob	1	nd	nd	5	nd	N/A	N/A	N/A	N/A	1	nd	7
1955	Gen + DR/Juv + Prob	1	nd	nd	5	nd	N/A	N/A	N/A	N/A	1	nd	7
1957	Gen + DR/Juv + Prob	1	nd	nd	5	nd	N/A	N/A	N/A	N/A	1	nd	7
1960	Gen + DR/Juv + Prob	1	2,139	nd	5	589	N/A	N/A	N/A	N/A	1	nd	7
1965	Gen + DR/Juv + Prob	2	2,268	nd	5	977	N/A	N/A	N/A	N/A	1	nd	8
1969	Gen + DR/Juv + Prob	2	3,366	nd	6	993	N/A	N/A	N/A	N/A	1	nd	9
1972	Gen + DR/Juv + Prob	2	-	4,739	6	-	N/A	N/A	N/A	N/A	1	nd	9
1974	Gen + DR/Juv + Prob	2	-	-	6	-	N/A	N/A	N/A	N/A	1	5,472	9
1977	Gen + DR + Juv + Prob	N/A	N/A	N/A	7	637	2	4,188	1	14,347	1	5,080	11
1983	Gen + DR + Juv + Prob	N/A	N/A	N/A	8	735	2	3,015	1	13,745	1	4,911	12
1989	Gen + DR + Juv + Prob	N/A	N/A	N/A	9	898	2	2,796	1	18,064	1	8,919	13
1991	Gen + DR + Juv + Prob	N/A	N/A	N/A	9	954	2	2,718	2	8,574	1	4,196	14
1993	Gen + DR + Juv + Prob	N/A	N/A	N/A	10	750	2	2,417	2	7,903	1	4,500	15
2025	Gen + DR + Juv + Prob	N/A	N/A	N/A	10	697	2	1,493	2	4,190	1	nd	15

Note: Number of filings (incoming cases per judge) is shown where either (1) data for that subject matter was first collected, (2) a new judgeship was added, or (3) the divisional configuration of the court was changed. Years with no such changes are excluded from the table. "nd" means no data available. "N/A" means not applicable because division type did not exist. Current data (2025) are shown at the bottom of the table. Probate courts did not become part of the courts of common pleas until 1970.

Lucas County

Table 2. Court of Common Pleas, Current Roster

Division	Judge	Current	Age at	Age Barred	Next Election	Election Type
		Term End	Next Term Start	From Seeking New Term		
Domestic Relations	Connelly, Karen K.	01/02/31	56	No	11/05/30	FTC: 01-03-2031
	McGowan, Lisa D.	12/31/26	59	No	11/03/26	FTC: 01-01-2027
General	Cook, Gary G.	01/06/31	69	No	11/05/30	FTC: 01-07-2031
	Cook, Stacy L.	01/01/31	66	No	11/05/30	FTC: 01-02-2031
	English, Ian B.	02/08/27	56	No	11/03/26	FTC: 02-09-2027
	Goulding, Michael R.	01/01/29	62	No	11/07/28	FTC: 01-02-2029
	Mandros, Dean P.	12/31/28	75	Yes	11/07/28	FTC: 01-01-2029
	Marks, Eric	12/31/30	54	No	11/05/30	FTC: 01-01-2031
	McNamara, Joseph V.	01/03/31	53	No	11/05/30	FTC: 01-04-2031
	Navarre, Lindsay D.	10/28/29	48	No	11/07/28	FTC: 10-29-2029
	Olender, Lori	01/03/29	59	No	11/07/28	FTC: 01-04-2029
	Walz, Kenneth C.	01/05/31	57	No	11/05/30	FTC: 01-06-2031
Juvenile	Knepp, Linda	01/04/31	64	No	11/05/30	FTC: 01-05-2031
	Stoner, Amy E.	01/01/27	55	No	11/03/26	FTC: 01-02-2027
Probate	Puffenberger, Jack R.	02/08/27	75	Yes	11/03/26	FTC: 02-09-2027

Note: "FTC" means Full Term Commencing [date].

Table 3a. Civil and Criminal Cases, Incoming Cases Per Judge, 2016 to 2025

Case Type	2016	2017	2018	2019	2020	2021	2022	2023	2024	2025
Administrative Appeals	4	4	3	4	3	3	4	4	4	5
Complex Litigation	1	1	1	1	0	0	1	1	1	0
Foreclosures	158	150	130	131	69	79	99	99	89	86
Other Civil	248	217	196	220	157	188	225	252	275	362
Other Torts	93	90	83	82	79	82	81	79	74	64
Product Liability	1	1	1	0	1	1	1	1	1	0
Professional Tort	8	9	5	8	8	7	6	6	8	9
Workers' Compensation	15	14	13	16	17	15	16	18	17	16
All Civil Case Types	527	485	432	463	335	376	432	460	469	541
Criminal	235	215	211	200	141	164	178	167	160	155
All Case Types	762	700	643	662	476	540	610	627	629	697

Table 3b. Domestic Relations Cases, Incoming Cases Per Judge, 2016 to 2025

Case Type	2016	2017	2018	2019	2020	2021	2022	2023	2024	2025
All Others	254	201	221	227	154	150	172	177	194	186
Change of Custody	134	120	119	111	80	65	79	71	55	65
Domestic Violence	405	370	379	396	311	340	427	417	440	483
Marriage Dissolutions w/Children	89	81	88	75	86	104	87	80	81	67
Marriage Dissolutions w/o Children	144	128	139	119	122	160	127	114	114	125
Marriage Terminations w/Children	279	236	231	225	202	214	194	195	186	168
Marriage Terminations w/o Children	333	321	303	267	229	211	211	237	196	216
Parentage	0	0	0	0	0	0	0	0	0	0
Support - Enforce or Modify	186	170	187	173	147	164	138	120	122	124
U.I.F.S.A.	0	0	0	0	0	0	0	0	0	0
Visitation - Enforce or Modify	74	70	59	65	60	48	59	57	51	61
All Case Types	1,896	1,695	1,723	1,655	1,388	1,454	1,492	1,467	1,436	1,493

Lucas County

Table 3c. Juvenile Cases, Incoming Cases Per Judge, 2016 to 2025

Case Type	2016	2017	2018	2019	2020	2021	2022	2023	2024	2025
Abuse, Neglect or Dependency	251	256	218	202	199	229	232	221	210	233
Adult Cases	476	342	116	126	68	87	74	169	138	111
All Others	29	29	29	37	17	13	18	20	36	42
Custody/Visitation	859	822	751	795	599	845	519	575	681	842
Delinquency	1,222	1,097	1,131	1,170	770	655	809	844	821	755
Parentage	242	306	267	251	217	224	216	277	314	304
Permanent Custody	51	61	50	52	51	63	38	49	39	42
Support - Enforce or Modify	1,026	1,094	1,114	1,027	749	682	769	1,009	937	829
Traffic	673	540	664	544	500	781	674	692	698	720
U.I.F.S.A.	75	84	88	47	45	31	44	40	30	14
Unruly	234	252	256	231	146	190	166	303	324	301
All Case Types	5,135	4,880	4,681	4,479	3,358	3,798	3,556	4,196	4,226	4,190

Table 3d. Probate Cases, Incoming Cases Per Judge, 2016 to 2025

Case Type	2016	2017	2018	2019	2020	2021	2022	2023	2024	*2025
Adoptions	196	181	182	180	152	171	151	144	124	36
Birth Records	36	52	55	68	25	40	47	43	68	39
Change of Name	283	243	239	352	240	321	342	403	375	117
Civil Actions	125	124	116	118	112	100	93	103	116	12
Civil Commitments	490	422	299	247	217	218	255	273	288	73
Conservatorships	1	2	3	4	4	3	3	0	1	2
Decedents' Estates	2,058	1,976	2,014	1,990	2,012	2,765	2,964	2,118	1,946	397
Guardianships of Adults	229	215	225	251	250	261	283	273	271	59
Guardianships of Minors	20	21	21	28	32	31	25	29	19	7
Minors' Settlements	54	76	55	58	57	65	94	103	87	23
Testamentary Trusts	22	26	22	15	31	32	21	7	8	1
Wrongful Death	0	0	0	0	0	0	0	0	0	0
All Case Types	3,514	3,338	3,231	3,311	3,132	4,007	4,278	3,496	3,303	766

* The probate division is implementing a case management system conversion and has not yet been able to provide data for Q2, Q3, and Q4 2025. Data shown above pertains only to Q1 2025.

Lucas County

Municipal and County Courts

There are currently four limited jurisdiction trial courts in Lucas County: Maumee Municipal Court, Oregon Municipal Court, Sylvania Municipal Court, and Toledo Municipal Court, which has a Housing Division.

Table 4. Limited Jurisdiction Trial Courts, Historical Changes

Year	Lucas County Court		Maumee Municipal Court		Oregon Municipal Court		Sylvania Municipal Court		Toledo Municipal Court		Toledo Municipal Court, Housing		Total Judges
	Judges	Filings	Judges	Filings	Judges	Filings	Judges	Filings	Judges	Filings	Judges	Filings	
1954	N/A	N/A	N/A	N/A	N/A	N/A	N/A	N/A	4 (ft)	nd	N/A	N/A	4
1956	6 (ft)	nd	N/A	N/A	N/A	N/A	N/A	N/A	5 (ft)	nd	N/A	N/A	11
1958	6 (ft)	nd	N/A	N/A	N/A	N/A	N/A	N/A	5 (ft)	nd	N/A	N/A	11
1962	6 (ft)	nd	N/A	N/A	N/A	N/A	N/A	N/A	5 (ft)	nd	N/A	N/A	11
1963	4 (ft)	nd	N/A	N/A	N/A	N/A	N/A	N/A	5 (ft)	nd	N/A	N/A	9
1964	N/A	N/A	1 (ft)	nd	1 (ft)	nd	1 (ft)	nd	6 (ft)	nd	N/A	N/A	9
1975	N/A	N/A	1 (ft)	8,573	1 (ft)	2,761	1 (ft)	7,617	6 (ft)	14,623	N/A	N/A	9
1976	N/A	N/A	1 (ft)	-	1 (ft)	-	1 (ft)	-	7 (ft)	13,872	N/A	N/A	10
1988	N/A	N/A	1 (ft)	-	1 (ft)	-	1 (ft)	-	6 (ft)	15,677	1 (ft)	nd	10
2025	N/A	N/A	1 (ft)	7,345	1 (ft)	5,563	1 (ft)	14,696	6 (ft)	11,030	1 (ft)	7,877	10

Note: Number of filings (incoming cases per judge) is shown where either (1) data for that court was first collected, (2) a new judgeship was added, or (3) when a part-time judgeship converted to full-time status. Years with no such changes are excluded from the table. "(pt)" and "(ft)" mean part-time and full-time, respectively and are only noted in the table for courts that had a part-time to full-time conversion. "nd" means no data available. "N/A" means not applicable because court did not exist. Current data (2025) are shown at the bottom of the table.

Table 5. Limited Jurisdiction Trial Courts, Current Roster

Court	Judge	Current Term	Age at Next Term	Age Barred From Seeking	Next Election	Election Type
		End	Start	New Term		
Maumee MC	Hazard, Daniel G.	12/31/29	57	No	11/06/29	FTC: 01-01-2030
Oregon MC	Kovacs, Louis S.	12/31/29	69	No	11/06/29	FTC: 01-01-2030
Sylvania MC	Bonfiglio, Michael A.	12/31/29	74	Yes	11/06/29	FTC: 01-01-2030
Toledo MC	Anderson, James H.	01/01/26	56	No	11/04/31	FTC: 01-02-2032
	Connelly, William M.	12/31/27	62	No	11/02/27	FTC: 01-01-2028
	Khoury, Nicole	01/02/30	52	No	11/06/29	FTC: 01-03-2030
	Kuhlman, Timothy C.	01/01/30	63	No	11/06/29	FTC: 01-02-2030
	Lanzinger, Joshua W.	12/31/31	60	No	11/04/31	FTC: 01-01-2032
	Wagner, Michelle	01/03/30	62	No	11/06/29	FTC: 01-04-2030
Toledo MC (Housing)	Howe, Joseph J.	12/31/29	59	No	11/06/29	FTC: 01-01-2030

Note: "FTC" means Full Term Commencing [date].

Lucas County

Table 6a. Maumee Municipal Court, Incoming Cases Per Judge, 2016 to 2025

Case Type	2016	2017	2018	2019	2020	2021	2022	2023	2024	2025
Contracts	454	502	678	794	517	641	476	622	764	918
F.E.D. (Evictions)	69	70	95	67	118	100	78	70	88	97
Other Civil	20	13	7	7	10	8	8	12	6	7
Pers. Inj./Prop. Damage	29	26	32	17	10	11	10	5	8	2
Small Claims	104	120	96	94	73	88	88	59	49	75
All Civil Case Types	676	731	908	979	728	848	660	768	915	1,099
Felonies	209	219	284	238	197	223	171	200	204	194
Misdemeanors	1,409	1,382	1,475	1,425	1,220	1,063	1,114	1,200	1,169	1,025
All Criminal Case Types	1,618	1,601	1,759	1,663	1,417	1,286	1,285	1,400	1,373	1,219
O.V.I.	278	332	292	353	238	274	258	173	221	173
Other Traffic	8,477	9,684	10,298	10,245	5,403	5,566	4,695	4,560	6,285	4,854
All Traffic Case Types	8,755	10,016	10,590	10,598	5,641	5,840	4,953	4,733	6,506	5,027
All Case Types	11,049	12,348	13,257	13,240	7,786	7,974	6,898	6,901	8,794	7,345

Table 6b. Oregon Municipal Court, Incoming Cases Per Judge, 2016 to 2025

Case Type	2016	2017	2018	2019	2020	2021	2022	2023	2024	2025
Contracts	449	436	638	717	459	478	446	482	586	796
F.E.D. (Evictions)	96	100	99	100	62	106	155	134	137	156
Other Civil	11	13	5	7	5	8	9	7	6	8
Pers. Inj./Prop. Damage	13	13	12	9	5	7	8	12	4	4
Small Claims	102	112	108	131	97	111	169	160	188	214
All Civil Case Types	671	674	862	964	628	710	787	795	921	1,178
Felonies	399	335	280	203	217	221	228	256	285	210
Misdemeanors	2,641	2,460	1,944	1,778	1,708	1,624	2,007	1,923	2,159	2,059
All Criminal Case Types	3,040	2,795	2,224	1,981	1,925	1,845	2,235	2,179	2,444	2,269
O.V.I.	232	182	166	167	142	189	173	178	151	120
Other Traffic	3,661	4,043	3,020	2,993	1,945	2,554	2,888	3,084	2,579	1,996
All Traffic Case Types	3,893	4,225	3,186	3,160	2,087	2,743	3,061	3,262	2,730	2,116
All Case Types	7,604	7,694	6,272	6,105	4,640	5,298	6,083	6,236	6,095	5,563

Table 6c. Sylvania Municipal Court, Incoming Cases Per Judge, 2016 to 2025

Case Type	2016	2017	2018	2019	2020	2021	2022	2023	2024	2025
Contracts	1,021	1,032	1,361	1,501	876	1,146	1,066	1,031	1,272	1,297
F.E.D. (Evictions)	518	514	565	602	329	454	600	675	649	600
Other Civil	0	0	1	1	11	30	24	38	26	12
Pers. Inj./Prop. Damage	60	45	55	30	24	15	13	13	12	1
Small Claims	271	419	303	298	125	110	99	172	105	59
All Civil Case Types	1,870	2,010	2,285	2,432	1,365	1,755	1,802	1,929	2,064	1,969
Felonies	984	795	832	778	591	595	586	639	863	722
Misdemeanors	3,677	3,431	3,992	4,261	3,194	3,387	2,703	2,898	3,201	3,162
All Criminal Case Types	4,661	4,226	4,824	5,039	3,785	3,982	3,289	3,537	4,064	3,884
O.V.I.	451	421	521	677	537	501	404	407	398	402
Other Traffic	7,086	8,751	10,615	8,938	4,945	5,584	6,040	6,388	7,718	8,441
All Traffic Case Types	7,537	9,172	11,136	9,615	5,482	6,085	6,444	6,795	8,116	8,843
All Case Types	14,068	15,408	18,245	17,086	10,632	11,822	11,535	12,261	14,244	14,696

Lucas County

Table 6d. Toledo Municipal Court, Incoming Cases Per Judge, 2016 to 2025

Case Type	2016	2017	2018	2019	2020	2021	2022	2023	2024	2025
Contracts	1,557	1,713	2,171	2,446	1,399	1,394	1,331	1,398	1,912	2,139
F.E.D. (Evictions)	0	0	0	0	0	0	0	0	0	0
Other Civil	50	44	144	44	24	22	25	22	18	26
Pers. Inj./Prop. Damage	43	42	56	50	42	37	29	33	18	19
Small Claims	446	486	504	537	375	564	395	556	605	705
All Civil Case Types	2,097	2,285	2,875	3,077	1,839	2,017	1,780	2,010	2,553	2,889
Felonies	1,098	1,046	1,164	1,128	994	1,025	973	981	924	863
Misdemeanors	3,971	3,558	3,478	3,040	2,454	2,087	2,239	2,309	2,200	2,246
All Criminal Case Types	5,069	4,604	4,642	4,168	3,448	3,112	3,211	3,290	3,124	3,108
O.V.I.	434	422	384	287	245	263	212	275	290	252
Other Traffic	9,008	8,421	8,387	6,765	4,539	4,449	4,778	4,873	4,957	4,781
All Traffic Case Types	9,442	8,843	8,772	7,052	4,784	4,712	4,991	5,148	5,248	5,033
All Case Types	16,608	15,732	16,288	14,297	10,070	9,841	9,981	10,448	10,925	11,030

Table 6e. Toledo Municipal Housing Court, Incoming Cases Per Judge, 2016 to 2025

Case Type	2016	2017	2018	2019	2020	2021	2022	2023	2024	2025
Contracts	9	14	163	99	6	4	3	4	8	11
F.E.D. (Evictions)	7,159	7,214	7,083	7,500	4,591	5,649	7,045	6,756	6,964	6,929
Other Civil	16	22	13	23	35	67	43	24	29	25
Pers. Inj./Prop. Damage	0	0	0	3	0	0	0	2	0	0
Small Claims	279	298	264	256	163	142	178	216	132	72
All Civil Case Types	7,463	7,548	7,523	7,881	4,795	5,862	7,269	7,002	7,133	7,037
Felonies	0	0	0	0	0	0	0	0	0	0
Misdemeanors	1,288	1,673	1,880	1,881	1,550	1,621	1,640	1,635	1,139	840
All Criminal Case Types	1,288	1,673	1,880	1,881	1,550	1,621	1,640	1,635	1,139	840
O.V.I.	0	0	0	0	1	0	0	0	0	0
Other Traffic	0	0	0	0	0	0	0	0	0	0
All Traffic Case Types	0	0	0	0	1	0	0	0	0	0
All Case Types	8,751	9,221	9,403	9,762	6,346	7,483	8,909	8,637	8,272	7,877

Lucas County

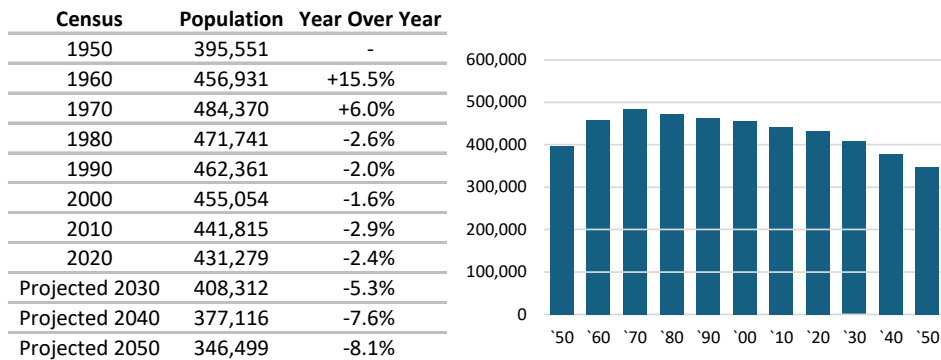
Magistrate History

Table 7. Number of Magistrates

Year	DR Division	Court of Common Pleas			Maumee MC	Oregon MC	Sylvania MC	Toledo MC	Toledo MC (Housing)
		General Division	Juvenile Division	Probate Division					
1996	6	0	9	4	0	0	0	6	0
1997	6	0	10	5	0	0	0	9	0
1998	7	0	10	6	0	0	0	8	0
1999	6	0	11	6	0	0	0	8	0
2000	6	0	11	5	0	0	0	8	0
2001	6	0	11	6	0	0	0	7	0
2002	6	0	11	6	0	0	0	6	0
2003	6	0	11	6	0	0	0	6	0
2004	6	1	11	5	0	0	0	6	0
2005	6	2	12	6	0	0	0	7	0
2006	6	4	11	6	0	0	0	6	0
2007	6	3	11	5	1	0	0	6	0
2008	6	3	12	5	1	0	0	6	0
2009	6	3	11	5	1	0	0	7	0
2010	6	3	11	4	1	0	0	6	0
2011	6	2	9	4	1	0	0	6	0
2012	5	3	9	4	1	0	0	6	0
2013	5	2	8	4	0	0	0	6	0
2014	7	2	8	4	0	0	0	6	0
2015	6	2	8	4	0	0	0	6	0
2016	7	2	8	5	0	0	0	6	0
2017	6	2	8	5	0	0	0	6	0
2018	6	2	8	5	0	0	0	7	0
2019	7	2	9	4	0	0	1	6	0
2020	6	2	9	6	0	0	1	6	0
2021	6	2	8	8	0	0	1	6	1
2022	6	2	9	5	0	0	1	5	3
2023	6	2	10	5	0	0	1	5	3
2024	8	2	12	5	0	0	1	4	3
2025	7	3	10	5	0	0	1	5	2

County Population

Figure 1. County Population Trend



Note: Projections from Ohio Department of Development, Office of Research, County Trends Reports



Madison County

Court of Common Pleas

Since 1957, the Madison County Court of Common Pleas has consisted of two divisions: a combined General and Domestic Relations Division with one judgeship and a combined Probate and Juvenile Division with one judgeship.

Table 1. Court of Common Pleas, Historical Changes

Year	Configuration	Divisional Configuration						Total Judges
		General and DR			Probate and Juvenile			
		Judges	Filings		Judges	Filings		
		Gen.	DR		Prob.	Juv.		
1957	Gen/DR + Prob/Juv	1	nd	nd	1	nd	nd	2
1960	Gen/DR + Prob/Juv	1	207	84	1	nd	nd	2
1972	Gen/DR + Prob/Juv	1	-	-	1	nd	592	2
1974	Gen/DR + Prob/Juv	1	-	-	1	303	-	2
2025	Gen/DR + Prob/Juv	1	550	254	1	274	521	2

Note: Number of filings (incoming cases per judge) is shown where either (1) data for that subject matter was first collected, (2) a new judgeship was added, or (3) the divisional configuration of the court was changed. Years with no such changes are excluded from the table. "nd" means no data available. Current data (2025) are shown at the bottom of the table. Probate courts did not become part of the courts of common pleas until 1970.

Table 2. Court of Common Pleas, Current Roster

Division	Judge	Current	Age at	Age Barred	Next Election	Election Type
		Term End	Next Term Start	From Seeking New Term		
General and DR	Costello, Eamon P.	12/31/28	62	No	11/07/28	FTC: 01-01-2029
Probate and Juvenile	Brown, Christopher J.	02/08/27	58	No	11/03/26	FTC: 02-09-2027

Note: "FTC" means Full Term Commencing [date].

Table 3a. Civil and Criminal Cases, Incoming Cases Per Judge, 2016 to 2025

Case Type	2016	2017	2018	2019	2020	2021	2022	2023	2024	2025
Administrative Appeals	2	2	2	0	0	0	2	1	1	1
Complex Litigation	0	0	0	0	0	0	0	0	0	0
Foreclosures	126	89	108	93	52	29	74	63	60	87
Other Civil	112	123	116	119	123	145	118	140	126	217
Other Torts	21	24	27	16	6	23	25	16	24	16
Product Liability	2	2	0	2	0	0	0	1	0	0
Professional Tort	1	1	1	0	4	1	1	0	0	0
Workers' Compensation	29	20	13	22	20	33	30	33	45	44
All Civil Case Types	293	261	267	252	205	231	250	254	256	365
Criminal	206	203	198	219	168	283	248	220	186	185
All Case Types	499	464	465	471	373	514	498	474	442	550

Madison County

Table 3b. Domestic Relations Cases, Incoming Cases Per Judge, 2016 to 2025

Case Type	2016	2017	2018	2019	2020	2021	2022	2023	2024	2025
All Others	11	25	14	23	14	22	25	8	12	19
Change of Custody	1	4	5	7	5	11	14	4	0	4
Domestic Violence	122	99	128	158	131	113	120	125	129	124
Marriage Dissolutions w/Children	23	28	22	31	21	29	21	18	21	16
Marriage Dissolutions w/o Children	36	31	34	32	38	35	42	27	28	39
Marriage Terminations w/Children	27	30	36	42	39	36	29	31	18	21
Marriage Terminations w/o Children	41	35	28	33	31	34	32	21	28	25
Parentage	0	0	0	0	0	0	0	0	0	0
Support - Enforce or Modify	7	7	6	6	3	6	8	5	5	1
U.I.F.S.A.	0	3	1	1	0	8	4	3	4	5
Visitation - Enforce or Modify	0	2	0	0	0	8	0	0	0	0
All Case Types	268	264	274	333	282	302	295	242	245	254

Table 3c. Juvenile Cases, Incoming Cases Per Judge, 2016 to 2025

Case Type	2016	2017	2018	2019	2020	2021	2022	2023	2024	2025
Abuse, Neglect or Dependency	18	20	35	22	34	36	30	20	30	22
Adult Cases	21	20	16	19	14	13	8	12	6	8
All Others	25	41	30	11	15	26	14	14	28	18
Custody/Visitation	199	180	159	152	137	143	135	86	119	138
Delinquency	134	123	103	88	88	102	66	88	109	72
Parentage	3	9	6	3	5	10	4	6	6	7
Permanent Custody	0	0	1	2	0	3	8	6	4	0
Support - Enforce or Modify	9	25	37	20	29	46	34	21	59	50
Traffic	254	236	235	178	127	182	154	171	177	134
U.I.F.S.A.	0	0	0	0	0	0	0	0	0	1
Unruly	85	90	95	55	72	93	66	88	87	71
All Case Types	748	744	717	550	521	654	519	512	625	521

Table 3d. Probate Cases, Incoming Cases Per Judge, 2016 to 2025

Case Type	2016	2017	2018	2019	2020	2021	2022	2023	2024	2025
Adoptions	8	6	13	11	6	11	2	2	26	4
Birth Records	1	3	4	3	0	1	5	4	3	5
Change of Name	27	19	34	28	20	33	38	42	29	37
Civil Actions	6	4	4	6	2	1	3	8	3	3
Civil Commitments	4	1	4	2	3	1	1	2	1	2
Conservatorships	0	0	0	0	0	0	0	0	0	0
Decedents' Estates	200	181	187	186	162	229	227	235	237	189
Guardianships of Adults	23	7	3	15	17	18	13	14	19	17
Guardianships of Minors	2	3	3	1	3	1	1	0	1	1
Minors' Settlements	1	1	4	5	11	2	1	2	4	6
Testamentary Trusts	1	1	1	0	2	2	1	2	3	9
Wrongful Death	3	2	5	5	2	3	2	7	6	1
All Case Types	276	228	262	262	228	302	294	318	332	274

Madison County

Municipal and County Courts

Madison County Municipal Court, consisting of one full-time judgeship, is the only limited jurisdiction trial court in Madison County. Prior to January 1, 1982, Madison County Court was the sole limited jurisdiction trial court in Madison County, consisting of one judgeship. In 1982, that court was abolished and its caseload transferred to the newly established Madison County Municipal Court.

Table 4. Limited Jurisdiction Trial Courts, Historical Changes

Year	Madison County Court		Madison County Municipal Court		Total Judges
	Judges	Filings	Judges	Filings	
1958	1 (ft)	nd	N/A	N/A	1
1975	1 (ft)	11,172	N/A	N/A	1
1982	N/A	N/A	1 (ft)	8,988	1
2025	N/A	N/A	1 (ft)	9,597	1

Note: Number of filings (incoming cases *per judge*) is shown where either (1) data for that court was first collected, (2) a new judgeship was added, or (3) a part-time judgeship (denoted as "(pt)") was converted to full-time status (denoted as "(ft)"). Years with no such changes are excluded from the table. "nd" means no data available. "N/A" means not applicable because court did not exist. Current data (2025) are shown at the bottom of the table.

Table 5. Madison County Municipal Court, Current Roster

Court	Judge	Current	Age at	Age Barred	Next Election	Election Type
		Term End	Next Term Start	From Seeking New Term		
Madison Co. MC	Schooley, Eric M.	12/31/29	58	No	11/06/29	FTC: 01-01-2030

Note: "FTC" means Full Term Commencing [date].

Table 6. Madison County Municipal Court, Incoming Cases Per Judge, 2016 to 2025

Case Type	2016	2017	2018	2019	2020	2021	2022	2023	2024	2025
Contracts	568	626	720	864	556	601	590	733	965	1,262
F.E.D. (Evictions)	180	216	168	138	115	116	131	160	111	123
Other Civil	19	23	20	12	10	11	9	13	10	20
Pers. Inj./Prop. Damage	10	13	10	13	9	12	11	7	2	8
Small Claims	245	207	194	184	125	155	148	150	191	224
All Civil Case Types	1,022	1,085	1,112	1,211	815	895	889	1,063	1,279	1,637
Felonies	91	99	86	95	126	176	145	87	70	97
Misdemeanors	1,260	1,205	1,361	1,284	1,153	1,286	1,179	982	959	810
All Criminal Case Types	1,351	1,304	1,447	1,379	1,279	1,462	1,324	1,069	1,029	907
O.V.I.	334	285	295	370	386	623	478	402	346	263
Other Traffic	9,061	9,188	9,061	8,974	7,346	8,389	8,475	7,971	8,378	6,790
All Traffic Case Types	9,395	9,473	9,356	9,344	7,732	9,012	8,953	8,373	8,724	7,053
All Case Types	11,768	11,862	11,915	11,934	9,826	11,369	11,166	10,505	11,032	9,597

Madison County

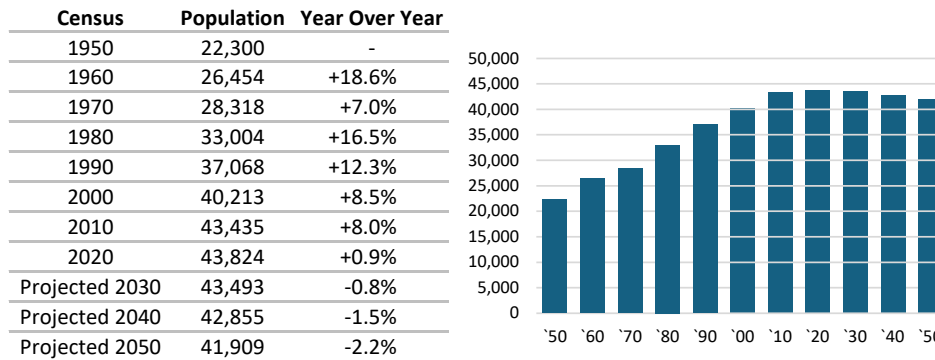
Magistrate History

Table 7. Number of Magistrates

Year	Court of Common Pleas		Madison County Municipal Court
	General and DR Division	Probate and Juvenile Division	
1996	1	1	0
1997	1	1	0
1998	1	1	0
1999	1	1	0
2000	1	1	1
2001	1	1	1
2002	1	1	1
2003	1	1	1
2004	1	1	0
2005	1	1	0
2006	1	1	1
2007	1	1	1
2008	1	1	1
2009	1	1	1
2010	1	1	1
2011	1	1	1
2012	1	1	2
2013	1	1	2
2014	1	1	2
2015	1	1	3
2016	1	0	1
2017	1	0	1
2018	2	0	1
2019	1	0	1
2020	1	0	1
2021	1	0	2
2022	1	0	2
2023	1	0	1
2024	1	0	1
2025	1	0	2

County Population

Figure 1. County Population Trend



Note: Projections from Ohio Department of Development, Office of Research, County Trends Reports

Mahoning County

Court of Common Pleas

The Mahoning County Court of Common Pleas currently consists of four divisions. In 1969 the combined Domestic Relations and Juvenile Division was reconfigured into a separately administered Domestic Relations Division and a separately administered Juvenile Division.

Table 1. Court of Common Pleas, Historical Changes

Year	Configuration	Divisional Configuration											Total Judges
		DR and Juvenile Filings			General Only		DR Only		Juvenile Only		Probate Only		
		Judges	DR	Juv	Judges	Filings	Judges	Filings	Judges	Filings	Judges	Filings	
1953	Gen + DR/Juv + Prob	1	nd	nd	1	nd	N/A	N/A	N/A	N/A	1	nd	3
1955	Gen + DR/Juv + Prob	1	nd	nd	3	nd	N/A	N/A	N/A	N/A	1	nd	5
1957	Gen + DR/Juv + Prob	1	nd	nd	4	nd	N/A	N/A	N/A	N/A	1	nd	6
1960	Gen + DR/Juv + Prob	1	1,068	nd	4	2,511	N/A	N/A	N/A	N/A	1	nd	6
1969	Gen + DR + Juv + Prob	N/A	N/A	N/A	4	1,610	1	1,478	1	nd	1	nd	7
1972	Gen + DR + Juv + Prob	N/A	N/A	N/A	4	-	1	-	1	2,926	1	nd	7
1974	Gen + DR + Juv + Prob	N/A	N/A	N/A	4	-	1	-	1	-	1	3,409	7
1991	Gen + DR + Juv + Prob	N/A	N/A	N/A	5	994	1	4,197	1	5,285	1	2,260	8
2025	Gen + DR + Juv + Prob	N/A	N/A	N/A	5	906	1	2,107	1	3,013	1	1,715	8

Note: Number of filings (incoming cases per judge) is shown where either (1) data for that subject matter was first collected, (2) a new judgeship was added, or (3) the divisional configuration of the court was changed. Years with no such changes are excluded from the table. "nd" means no data available. "N/A" means not applicable because division type did not exist. Current data (2025) are shown at the bottom of the table. Probate courts did not become part of the courts of common pleas until 1970.

Table 2. Court of Common Pleas, Current Roster

Division	Judge	Current	Age at	Age Barred		
		Term	Next Term	From Seeking	Next	Election Type
		End	Start	New Term	Election	Election Type
Domestic Relations	Smith, Beth A.	12/31/26	70	Yes	11/03/26	FTC: 01-01-2027
General	D'Apolito, Anthony	12/31/28	59	No	11/07/28	FTC: 01-01-2029
	Donofrio, Anthony	12/31/30	71	Yes	11/05/30	FTC: 01-01-2031
	Durkin, John M.	06/30/27	68	No	11/03/26	FTC: 07-01-2027
	Krichbaum, R. Scott	02/08/27	75	Yes	11/03/26	FTC: 02-09-2027
	Sweeney, Maureen A.	01/01/27	63	No	11/03/26	FTC: 01-02-2027
Juvenile	Dellick, Theresa	01/01/29	70	Yes	11/07/28	FTC: 01-02-2029
Probate	Rusu, Robert N.	02/08/27	59	No	11/03/26	FTC: 02-09-2027

Note: "FTC" means Full Term Commencing [date].

Mahoning County

Table 3a. Civil and Criminal Cases, Incoming Cases Per Judge, 2016 to 2025

Case Type	2016	2017	2018	2019	2020	2021	2022	2023	2024	2025
Administrative Appeals	4	5	3	5	5	8	6	8	3	13
Complex Litigation	0	1	0	0	0	0	0	0	0	0
Foreclosures	296	294	242	183	113	149	151	167	194	186
Other Civil	351	355	318	270	246	260	248	291	334	375
Other Torts	64	58	53	67	72	59	61	52	52	56
Product Liability	0	0	0	1	2	0	0	0	0	0
Professional Tort	3	4	4	6	6	5	5	7	6	8
Workers' Compensation	46	40	44	43	40	41	41	36	28	36
All Civil Case Types	764	756	664	575	484	522	512	562	619	674
Criminal	380	348	317	337	245	247	245	246	265	232
All Case Types	1,144	1,104	981	912	729	770	757	807	884	906

Table 3b. Domestic Relations Cases, Incoming Cases Per Judge, 2016 to 2025

Case Type	2016	2017	2018	2019	2020	2021	2022	2023	2024	2025
All Others	222	215	251	239	173	178	220	204	196	203
Change of Custody	91	88	99	86	75	69	73	74	69	78
Domestic Violence	824	863	1,007	1,031	965	1,147	1,308	1,173	1,115	1,081
Marriage Dissolutions w/Children	89	90	86	94	63	95	62	61	51	52
Marriage Dissolutions w/o Children	125	94	125	100	117	132	128	118	92	90
Marriage Terminations w/Children	195	197	203	200	182	184	194	191	199	170
Marriage Terminations w/o Children	246	247	258	261	219	210	190	226	221	235
Parentage	0	0	0	0	0	0	0	0	0	0
Support - Enforce or Modify	169	172	181	169	127	164	187	179	155	132
U.I.F.S.A.	21	14	9	14	5	13	8	7	24	18
Visitation - Enforce or Modify	44	34	55	63	74	57	63	46	55	48
All Case Types	2,026	2,014	2,274	2,257	2,000	2,249	2,433	2,279	2,177	2,107

Table 3c. Juvenile Cases, Incoming Cases Per Judge, 2016 to 2025

Case Type	2016	2017	2018	2019	2020	2021	2022	2023	2024	2025
Abuse, Neglect or Dependency	179	225	254	367	172	155	261	222	142	111
Adult Cases	37	48	62	23	18	17	9	13	5	6
All Others	206	172	199	190	135	138	123	175	103	157
Custody/Visitation	528	693	843	1,087	998	992	806	886	779	670
Delinquency	621	625	398	410	244	256	333	343	363	372
Parentage	214	221	208	226	216	278	173	202	230	160
Permanent Custody	2	21	32	25	40	52	34	29	27	34
Support - Enforce or Modify	1,044	1,001	1,095	942	669	790	807	756	742	671
Traffic	1,223	1,228	997	912	720	781	654	712	637	708
U.I.F.S.A.	91	109	77	94	50	108	79	48	102	86
Unruly	58	26	40	49	39	26	38	43	29	38
All Case Types	4,203	4,369	4,205	4,325	3,301	3,593	3,317	3,429	3,159	3,013

Mahoning County

Table 3d. Probate Cases, Incoming Cases Per Judge, 2016 to 2025

Case Type	2016	2017	2018	2019	2020	2021	2022	2023	2024	2025
Adoptions	46	44	56	64	22	41	45	58	62	44
Birth Records	22	27	22	32	22	28	22	13	21	24
Change of Name	111	119	117	153	162	188	162	151	161	201
Civil Actions	45	29	32	34	25	36	44	46	46	50
Civil Commitments	89	164	176	147	120	123	129	120	106	103
Conservatorships	2	3	3	3	0	0	1	0	0	0
Decedents' Estates	1,177	1,225	1,268	1,234	1,165	1,462	1,456	1,406	1,270	1,100
Guardianships of Adults	155	169	164	158	110	122	138	130	140	118
Guardianships of Minors	15	14	10	12	14	17	13	17	11	10
Minors' Settlements	48	53	34	29	43	34	40	55	42	52
Testamentary Trusts	17	15	9	5	11	21	5	8	14	13
Wrongful Death	0	0	0	0	0	0	0	0	0	0
All Case Types	1,727	1,862	1,891	1,871	1,694	2,072	2,055	2,004	1,873	1,715

Municipal and County Courts

There are currently four limited jurisdiction trial courts in Mahoning County. The judgeships in Campbell Municipal Court, Mahoning County Court, and Struthers Municipal Court are part-time. The two judgeships in Youngstown Municipal Court are full-time.

Table 4. Limited Jurisdiction Trial Courts, Historical Changes

Year	Campbell Municipal Court		Mahoning County Court		Struthers Municipal Court		Youngstown Municipal Court		Total Judges
	Judges	Filings	Judges	Filings	Judges	Filings	Judges	Filings	
1952	N/A	N/A	N/A	N/A	N/A	N/A	1 (ft)	nd	1
1954	N/A	N/A	N/A	N/A	N/A	N/A	2 (ft)	nd	2
1958	N/A	N/A	5 (pt)	nd	N/A	N/A	2 (ft)	nd	7
1964	1 (pt)	nd	4 (pt)	nd	1 (pt)	nd	2 (ft)	nd	8
1975	1 (pt)	1,043	4 (pt)	5,747	1 (pt)	2,094	2 (ft)	9,196	8
1993	1 (pt)	1,997	4 (pt)	8,039	1 (pt)	4,401	2 (ft)	8,065	8
2025	1 (pt)	2,844	4 (pt)	5,900	1 (pt)	4,385	2 (ft)	9,107	8

Note: Number of filings (incoming cases per judge) is shown where either (1) data for that court was first collected, (2) a new judgeship was added, or (3) when a part-time judgeship converted to full-time status. Years with no such changes are excluded from the table. "(pt)" and "(ft)" mean part-time and full-time, respectively and are only noted in the table for courts that had a part-time to full-time conversion. "nd" means no data available. "N/A" means not applicable because court did not exist. Current data (2025) are shown at the bottom of the table.

Mahoning County

The judges in Mahoning County Court have opted to sit in areas of separate jurisdiction pursuant to R.C. 1907.15.

Table 5. Limited Jurisdiction Trial Courts, Current Roster

Court	Judge	Current	Age at	Age Barred	Next Election	Election Type
		Term End	Next Term Start	From Seeking New Term		
Campbell MC	Kolmacic, Mark J.	12/31/29	72	Yes	11/06/29	FTC: 01-01-2030
Mahoning CC, #2	Houser, Joseph M.	01/01/31	74	Yes	11/05/30	FTC: 01-02-2031
Mahoning CC, #3	Schiavoni, Joseph L.	12/31/28	49	No	11/07/28	FTC: 01-01-2029
Mahoning CC, #4	Hunter, Scott D.	12/31/30	67	No	11/05/30	FTC: 01-01-2031
Mahoning CC, #5	Johnson, Molly K.	01/02/31	47	No	11/05/30	FTC: 01-03-2031
Struthers MC	Melone, James A.	12/31/29	59	No	11/06/29	FTC: 01-01-2030
Youngstown MC	Baldwin, Carla	12/31/29	49	No	11/06/29	FTC: 01-01-2030
	DiSalvo, Renee M.	01/01/26	67	No	11/04/31	FTC: 01-02-2032

Note: "FTC" means Full Term Commencing [date]. Mahoning County Court, #1 became Struthers Municipal Court in 1964.

Table 6a. Campbell Municipal Court, Incoming Cases Per Judge, 2016 to 2025

Case Type	2016	2017	2018	2019	2020	2021	2022	2023	2024	2025
Contracts	119	166	182	209	175	157	123	159	167	330
F.E.D. (Evictions)	101	99	120	113	61	37	106	124	64	85
Other Civil	5	5	5	3	4	2	13	11	13	12
Pers. Inj./Prop. Damage	0	1	0	0	0	0	0	0	0	0
Small Claims	85	116	116	74	106	121	101	47	89	56
All Civil Case Types	310	387	423	399	346	317	343	341	333	483
Felonies	210	165	139	257	358	479	394	493	286	419
Misdemeanors	355	285	287	461	556	624	679	849	692	788
All Criminal Case Types	565	450	426	718	914	1,103	1,073	1,342	978	1,207
O.V.I.	40	33	45	46	68	89	57	31	29	53
Other Traffic	2,280	1,834	2,021	2,033	1,369	1,198	951	1,335	1,504	973
All Traffic Case Types	2,320	1,867	2,066	2,079	1,437	1,287	1,008	1,366	1,533	1,026
All Case Types	3,195	2,704	2,915	3,196	2,697	2,707	2,424	3,049	2,844	2,716

Table 6b. Mahoning County Court, Incoming Cases Per Judge, 2016 to 2025

Case Type	2016	2017	2018	2019	2020	2021	2022	2023	2024	2025
Contracts	372	556	560	624	428	493	475	550	765	901
F.E.D. (Evictions)	151	163	164	187	112	142	178	172	156	152
Other Civil	26	19	19	17	18	25	16	12	13	16
Pers. Inj./Prop. Damage	6	4	5	4	7	5	4	2	3	2
Small Claims	79	101	110	104	77	50	64	48	61	51
All Civil Case Types	634	843	859	936	641	715	736	783	997	1,121
Felonies	301	331	333	283	241	293	273	264	243	241
Misdemeanors	1,096	1,194	1,110	1,007	866	970	906	854	769	757
All Criminal Case Types	1,397	1,525	1,443	1,290	1,107	1,263	1,178	1,118	1,011	998
O.V.I.	229	180	165	183	124	172	121	156	136	117
Other Traffic	5,402	5,370	4,812	4,742	3,104	3,782	2,979	3,468	3,494	3,665
All Traffic Case Types	5,630	5,550	4,977	4,925	3,228	3,954	3,101	3,624	3,630	3,782
All Case Types	7,661	7,918	7,279	7,150	4,976	5,931	5,014	5,524	5,638	5,900

Mahoning County

Table 6c. Struthers Municipal Court, Incoming Cases Per Judge, 2016 to 2025

Case Type	2016	2017	2018	2019	2020	2021	2022	2023	2024	2025
Contracts	467	606	635	680	482	528	499	487	746	887
F.E.D. (Evictions)	85	95	113	125	73	68	103	88	84	89
Other Civil	1	5	1	6	6	16	13	8	10	17
Pers. Inj./Prop. Damage	1	0	1	0	3	0	6	3	5	3
Small Claims	36	36	74	69	37	33	41	31	25	30
All Civil Case Types	590	742	824	880	601	645	662	617	870	1,026
Felonies	249	202	284	281	203	185	175	176	208	234
Misdemeanors	777	650	786	858	583	561	493	416	530	440
All Criminal Case Types	1,026	852	1,070	1,139	786	746	668	592	738	674
O.V.I.	116	79	81	82	53	76	64	53	109	93
Other Traffic	2,847	2,852	2,733	2,636	1,719	1,879	1,542	1,513	2,668	1,636
All Traffic Case Types	2,963	2,931	2,814	2,718	1,772	1,955	1,606	1,566	2,777	1,729
All Case Types	4,579	4,525	4,708	4,737	3,159	3,346	2,936	2,775	4,385	3,429

Table 6d. Youngstown Municipal Court, Incoming Cases Per Judge, 2016 to 2025

Case Type	2016	2017	2018	2019	2020	2021	2022	2023	2024	2025
Contracts	1,271	1,317	720	1,352	949	1,148	1,184	1,215	1,503	1,585
F.E.D. (Evictions)	603	598	299	556	340	336	547	537	460	415
Other Civil	59	56	25	50	36	43	45	47	61	60
Pers. Inj./Prop. Damage	28	9	7	14	11	17	10	14	8	11
Small Claims	322	570	294	800	456	398	293	223	198	277
All Civil Case Types	2,283	2,549	1,344	2,771	1,791	1,941	2,078	2,035	2,229	2,347
Felonies	385	363	173	315	269	343	314	343	290	349
Misdemeanors	1,212	1,032	516	880	661	695	794	906	606	739
All Criminal Case Types	1,597	1,395	689	1,194	930	1,038	1,108	1,249	896	1,088
O.V.I.	104	174	58	94	68	67	44	64	77	85
Other Traffic	2,491	3,132	1,187	1,865	1,539	1,815	1,399	1,359	1,353	1,126
All Traffic Case Types	2,595	3,306	1,245	1,959	1,606	1,882	1,443	1,423	1,429	1,211
All Case Types	6,474	7,249	3,278	5,924	4,326	4,860	4,628	4,706	4,554	4,646

Mahoning County

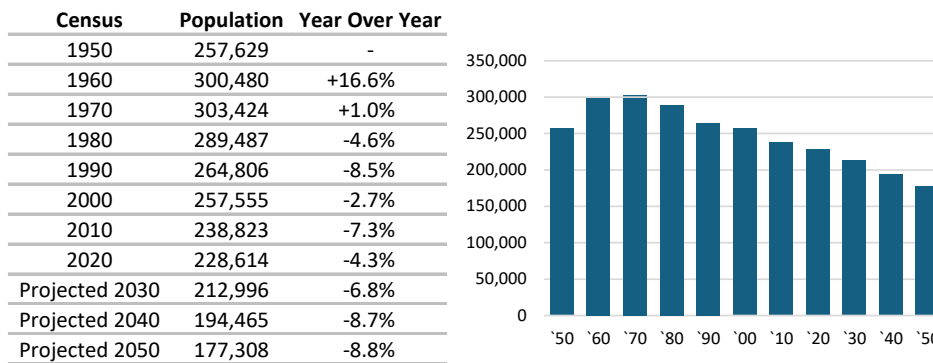
Magistrate History

Table 7. Number of Magistrates

Year	Court of Common Pleas				Campbell Municipal Court	Mahoning County Court	Struthers Municipal Court	Youngstown Municipal Court
	Domestic Relations Division	General Division	Juvenile Division	Probate Division				
1996	1	2	5	4	0	0	0	1
1997	3	2	6	5	0	1	0	1
1998	3	2	6	5	0	1	0	1
1999	4	3	7	5	0	1	0	1
2000	5	2	6	5	0	1	0	1
2001	4	1	6	6	0	1	0	1
2002	3	1	7	6	0	2	0	1
2003	4	1	6	5	0	1	0	1
2004	4	3	6	5	0	1	0	1
2005	4	3	6	5	0	1	0	1
2006	4	4	9	5	0	1	0	1
2007	5	4	10	4	0	1	0	1
2008	4	5	9	4	0	1	0	1
2009	4	4	9	4	0	1	0	1
2010	4	4	9	4	0	1	0	1
2011	4	4	9	3	0	1	0	1
2012	4	4	8	3	0	1	0	1
2013	4	4	8	3	0	1	0	1
2014	4	4	8	3	0	1	0	2
2015	4	5	8	4	0	1	0	2
2016	4	5	8	3	0	1	0	2
2017	5	5	9	4	0	1	0	2
2018	4	6	8	3	0	1	0	2
2019	5	5	8	3	0	1	0	2
2020	5	5	8	3	0	1	1	2
2021	7	5	8	3	0	1	3	3
2022	5	5	9	3	0	1	1	2
2023	5	6	8	3	0	1	1	2
2024	5	5	6	3	0	1	1	3
2025	5	5	7	3	0	1	1	3

County Population

Figure 1. County Population Trend



Note: Projections from Ohio Department of Development, Office of Research, County Trends Reports

Marion County

Court of Common Pleas

The Marion County Court of Common Pleas currently consists of two divisions: a General Division with one judgeship, and a Family Court (comprised of combined probate, juvenile, and domestic relations cases) with two judgeships.

Table 1. Court of Common Pleas, Historical Changes

Year	Configuration	Divisional Configuration												Total Judges
		General and DR			General Only		Probate and Juvenile			Family Court				
		Judges	Filings		Judges	Filings	Judges	Filings		Judges	Filings			
1953	Gen/DR + Juv/Prob	1	nd	nd	N/A	N/A	1	nd	nd	N/A	N/A	N/A	N/A	2
1955	Gen/DR +Juv/Prob	1	nd	nd	N/A	N/A	1	nd	nd	N/A	N/A	N/A	N/A	2
1960	Gen/DR +Juv/Prob	1	247	279	N/A	N/A	1	nd	nd	N/A	N/A	N/A	N/A	2
1972	Gen/DR +Juv/Prob	1	-	-	N/A	N/A	1	nd	1,324	N/A	N/A	N/A	N/A	2
1974	Gen/DR +Juv/Prob	1	-	-	N/A	N/A	1	705	-	N/A	N/A	N/A	N/A	2
1977	Gen/DR + Juv/Prob	1	632	791	N/A	N/A	1	650	2,446	N/A	N/A	N/A	N/A	3
1999	Gen + DR/Juv/Prob	N/A	N/A	N/A	2	1,034	N/A	N/A	N/A	2	1,199	678	2,015	4
2003	Gen + DR/Juv/Prob	N/A	N/A	N/A	2	766	N/A	N/A	N/A	2	752	542	2,092	4
2025	Gen + DR/Juv/Prob	N/A	N/A	N/A	2	720	N/A	N/A	N/A	2	227	230	604	4

Note: Number of filings (incoming cases per judge) is shown where either (1) data for that subject matter was first collected, (2) a new judgeship was added, or (3) the divisional configuration of the court was changed. Years with no such changes are excluded from the table. "nd" means no data available. Current data (2025) are shown at the bottom of the table. Probate courts did not become part of the courts of common pleas until 1970.

Table 2. Court of Common Pleas, Current Roster

Division	Judge	Current	Age at	Age Barred	Next	
		Term End	Next Term Start	From Seeking New Term	Election	Election Type
Family Court	Burggraf, Rhonda G.	02/08/27	60	No	11/03/26	FTC: 02-09-2027
	Heiser, Larry N.	02/08/29	71	Yes	11/07/28	FTC: 02-09-2029
General	Anderson, Todd A.	12/31/30	60	No	11/05/30	FTC: 01-01-2031
	Frericks, Matthew P.	01/01/31	47	No	11/05/30	FTC: 01-02-2031

Note: "FTC" means Full Term Commencing [date].

Table 3a. Civil and Criminal Cases, Incoming Cases Per Judge, 2016 to 2025

Case Type	2016	2017	2018	2019	2020	2021	2022	2023	2024	2025
Administrative Appeals	1	1	0	0	0	0	0	2	3	1
Complex Litigation	1	0	0	0	0	0	0	0	1	0
Foreclosures	164	135	115	181	60	31	76	90	88	85
Other Civil	221	215	259	222	121	123	117	147	182	200
Other Torts	13	21	19	26	23	27	31	22	19	24
Product Liability	1	0	0	1	1	1	0	1	0	0
Professional Tort	1	1	1	0	2	1	1	1	0	1
Workers' Compensation	39	23	28	20	29	20	17	25	21	21
All Civil Case Types	440	394	422	449	234	202	241	287	314	331
Criminal	396	334	364	313	315	447	506	449	377	389
All Case Types	835	728	786	762	549	649	747	736	691	720

Marion County

Table 3b. Domestic Relations Cases, Incoming Cases Per Judge, 2016 to 2025

Case Type	2016	2017	2018	2019	2020	2021	2022	2023	2024	2025
All Others	34	31	26	21	8	19	15	17	13	24
Change of Custody	23	23	22	20	23	30	14	13	9	22
Domestic Violence	49	50	46	37	35	48	48	50	71	53
Marriage Dissolutions w/Children	30	23	27	18	25	20	24	18	24	15
Marriage Dissolutions w/o Children	34	31	32	36	35	35	36	36	38	35
Marriage Terminations w/Children	44	41	49	40	33	30	25	23	23	30
Marriage Terminations w/o Children	38	39	48	45	36	42	32	33	42	28
Parentage	24	15	14	12	8	9	3	3	3	4
Support - Enforce or Modify	62	50	50	58	33	17	22	14	16	16
U.I.F.S.A.	0	0	0	1	0	0	0	0	0	0
Visitation - Enforce or Modify	3	4	6	7	3	3	5	0	3	1
All Case Types	340	306	316	293	237	251	221	205	239	227

Table 3c. Juvenile Cases, Incoming Cases Per Judge, 2016 to 2025

Case Type	2016	2017	2018	2019	2020	2021	2022	2023	2024	2025
Abuse, Neglect or Dependency	125	254	231	214	163	182	193	157	134	118
Adult Cases	239	314	313	252	78	5	0	0	0	8
All Others	7	11	11	6	7	3	19	11	9	14
Custody/Visitation	76	85	74	76	86	93	65	75	75	70
Delinquency	215	225	226	197	95	81	74	114	131	114
Parentage	113	115	98	103	65	95	71	92	94	98
Permanent Custody	5	2	10	6	7	1	7	6	3	6
Support - Enforce or Modify	229	207	193	204	81	61	91	27	72	49
Traffic	182	164	164	154	82	102	101	87	118	114
U.I.F.S.A.	2	9	5	7	5	9	3	4	5	1
Unruly	44	60	47	23	43	5	1	7	16	14
All Case Types	1,234	1,443	1,370	1,241	710	635	623	579	656	604

Table 3d. Probate Cases, Incoming Cases Per Judge, 2016 to 2025

Case Type	2016	2017	2018	2019	2020	2021	2022	2023	2024	2025
Adoptions	20	22	15	14	17	15	10	15	12	7
Birth Records	3	2	6	1	5	2	3	1	1	2
Change of Name	9	7	7	11	11	13	18	10	12	13
Civil Actions	7	10	11	11	8	7	15	8	7	5
Civil Commitments	4	3	3	3	3	5	6	14	11	17
Conservatorships	0	0	0	0	0	0	0	0	0	0
Decedents' Estates	166	142	159	146	134	178	185	179	149	155
Guardianships of Adults	15	17	20	18	20	15	14	18	20	18
Guardianships of Minors	3	2	1	2	5	4	2	1	2	1
Minors' Settlements	9	10	12	12	7	11	5	10	8	12
Testamentary Trusts	3	2	2	1	9	5	4	3	4	2
Wrongful Death	0	0	0	0	0	0	0	0	0	0
All Case Types	238	214	234	216	217	252	259	257	225	230

Marion County

Municipal and County Courts

Marion Municipal Court, consisting of one full-time judgeship, is the only limited jurisdiction trial court in Marion County.

Table 4. Marion Municipal Court, Historical Changes

Year	Judges	Filings
1952	1 (ft)	nd
1975	1 (ft)	13,006
2025	1 (ft)	13,259

Note: Number of filings (incoming cases *per judge*) is shown where either (1) data for that court was first collected, (2) a new judgeship was added, or (3) a part-time judgeship (denoted as "(pt)") was converted to full-time status (denoted as "(ft)"). Years with no such changes are excluded from the table. "nd" means no data available. "N/A" means not applicable because court did not exist. Current data (2025) are shown at the bottom of the table.

Table 5. Marion Municipal Court, Current Roster

Court	Judge	Current	Age at	Age Barred	Next Election	Election Type
		Term End	Next Term Start	From Seeking New Term		
Marion MC	Ballinger, Teresa L.	12/31/29	72	Yes	11/06/29	FTC: 01-01-2030

Note: "FTC" means Full Term Commencing [date].

Table 6. Marion Municipal Court, Incoming Cases Per Judge, 2016 to 2025

Case Type	2016	2017	2018	2019	2020	2021	2022	2023	2024	2025
Contracts	680	961	931	1,270	710	798	869	751	1,202	1,456
F.E.D. (Evictions)	641	547	662	644	406	436	497	448	456	411
Other Civil	1,012	714	517	609	460	854	521	550	537	894
Pers. Inj./Prop. Damage	43	34	30	29	18	11	14	9	5	12
Small Claims	113	119	107	104	99	81	74	68	67	54
All Civil Case Types	2,489	2,375	2,247	2,656	1,693	2,180	1,975	1,826	2,267	2,827
Felonies	654	606	406	335	254	264	324	420	303	393
Misdemeanors	3,491	3,604	3,833	4,192	3,094	3,313	3,222	2,853	2,694	2,185
All Criminal Case Types	4,145	4,210	4,239	4,527	3,348	3,577	3,546	3,273	2,997	2,578
O.V.I.	519	559	438	461	365	437	477	432	423	332
Other Traffic	12,611	12,691	12,346	9,587	6,620	7,433	8,240	7,526	7,480	7,522
All Traffic Case Types	13,130	13,250	12,784	10,048	6,985	7,870	8,717	7,958	7,903	7,854
All Case Types	19,764	19,835	19,270	17,231	12,026	13,627	14,238	13,057	13,167	13,259

Marion County

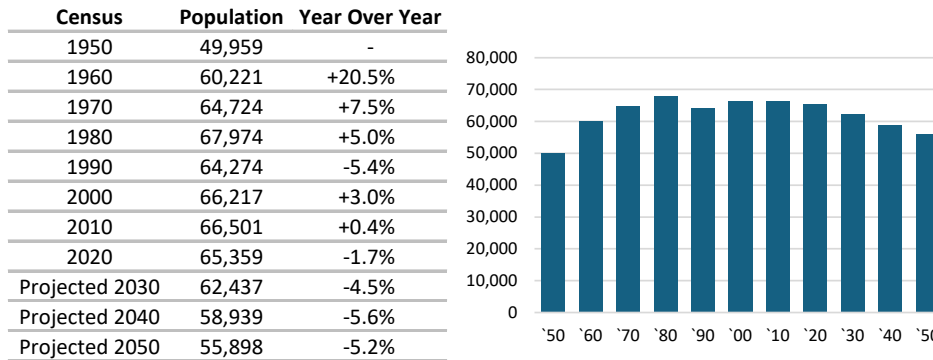
Magistrate History

Table 7. Number of Magistrates

Year	Court of Common Pleas		
	General Division	Marion County Family Court	Marion Municipal Court
1996	1	3	0
1997	1	3	0
1998	1	3	0
1999	0	3	0
2000	0	2	0
2001	0	2	0
2002	0	2	0
2003	0	3	0
2004	0	3	0
2005	0	3	1
2006	0	3	1
2007	0	3	1
2008	0	3	1
2009	0	3	1
2010	0	2	1
2011	0	2	3
2012	0	2	3
2013	0	2	2
2014	0	2	2
2015	0	3	2
2016	0	3	2
2017	0	3	2
2018	0	3	3
2019	0	2	4
2020	1	2	3
2021	1	2	3
2022	1	2	2
2023	1	3	3
2024	1	2	2
2025	2	2	2

County Population

Figure 1. County Population Trend



Note: Projections from Ohio Department of Development, Office of Research, County Trends Reports

Medina County

Court of Common Pleas

The Medina County Court of Common Pleas currently consists of three divisions: a General Division with two judgeships, a combined Probate and Juvenile Division with one judgeship, and a Domestic Relations Division with one judgeship.

Table 1. Court of Common Pleas, Historical Changes

Year	Configuration	Divisional Configuration										Total Judges
		General and DR			General Only		Probate and Juvenile			DR Only		
		Judges	Filings		Judges	Filings	Judges	Filings		Judges	Filings	
1955	Gen/DR + Prob/Juv	1	nd	nd	N/A	N/A	1	nd	nd	N/A	N/A	2
1960	Gen/DR + Prob/Juv	1	428	240	N/A	N/A	1	nd	nd	N/A	N/A	2
1967	Gen/DR + Prob/Juv	2	497	381	N/A	N/A	1	nd	nd	N/A	N/A	3
1972	Gen/DR + Prob/Juv	2	-	-	N/A	N/A	1	nd	1,122	N/A	N/A	3
1974	Gen/DR + Prob/Juv	2	-	-	N/A	N/A	1	676	-	N/A	N/A	3
1995	Gen + Prob/Juv + DR	N/A	N/A	N/A	2	1,248	1	1,028	3,385	1	2,066	4
2025	Gen + Prob/Juv + DR	N/A	N/A	N/A	2	1,347	1	1,023	915	1	nd	4

Note: Number of filings (incoming cases per judge) is shown where either (1) data for that subject matter was first collected, (2) a new judgeship was added, or (3) the divisional configuration of the court was changed. Years with no such changes are excluded from the table. "nd" means no data available. Current data (2025) are shown at the bottom of the table. Probate courts did not become part of the courts of common pleas until 1970. Due to a case management system upgrade, the Domestic Relations Division has been unable to file reports for 2024 and 2025.

Table 2. Court of Common Pleas, Current Roster

Division	Judge	Current	Age at	Age Barred	Next	
		Term End	Next Term Start	From Seeking New Term	Election	Election Type
Domestic Relations	Schafer, Julie A.	12/31/30	73	Yes	11/05/30	FTC: 01-01-2031
General	Hutson, William F.	12/31/28	67	No	11/07/28	FTC: 01-01-2029
	Kimble, Joyce V.	12/31/26	72	Yes	11/03/26	FTC: 01-01-2027
Probate/Juvenile	Dunn, Kevin W.	02/08/27	62	No	11/03/26	FTC: 02-09-2027

Note: "FTC" means Full Term Commencing [date].

Table 3a. Civil and Criminal Cases, Incoming Cases Per Judge, 2016 to 2025

Case Type	2016	2017	2018	2019	2020	2021	2022	2023	2024	2025
Administrative Appeals	5	5	6	6	9	4	7	9	4	5
Complex Litigation	1	1	1	2	0	0	0	0	1	0
Foreclosures	231	220	197	185	79	53	132	139	153	148
Other Civil	263	299	308	343	290	332	283	379	464	527
Other Torts	71	75	66	70	72	73	61	58	69	69
Product Liability	2	2	1	1	1	0	1	1	3	0
Professional Tort	7	5	7	6	6	7	6	9	5	6
Workers' Compensation	33	43	37	35	43	40	38	25	31	32
All Civil Case Types	612	649	621	646	499	508	526	618	729	786
Criminal	389	484	684	621	323	428	538	573	600	562
All Case Types	1,001	1,133	1,305	1,266	821	936	1,063	1,190	1,328	1,347

Medina County

Table 3b. Domestic Relations Cases, Incoming Cases Per Judge, 2016 to 2022

Case Type	2016	2017	2018	2019	2020	2021	2022	2023	2024	2025
All Others	169	158	142	129	104	144	133	nd	nd	nd
Change of Custody	109	91	106	107	85	95	71	nd	nd	nd
Domestic Violence	296	289	280	299	279	312	317	nd	nd	nd
Marriage Dissolutions w/Children	145	134	160	150	144	136	105	nd	nd	nd
Marriage Dissolutions w/o Children	187	180	188	179	165	196	154	nd	nd	nd
Marriage Terminations w/Children	199	183	197	204	157	179	154	nd	nd	nd
Marriage Terminations w/o Children	157	138	160	93	92	89	119	nd	nd	nd
Parentage	199	248	274	199	113	208	225	nd	nd	nd
Support - Enforce or Modify	1,741	1,540	1,356	1,327	1,253	1,317	1,147	nd	nd	nd
U.I.F.S.A.	7	11	2	8	4	6	7	nd	nd	nd
Visitation - Enforce or Modify	122	135	108	113	138	115	148	nd	nd	nd
All Case Types	3,331	3,107	2,973	2,808	2,534	2,797	2,580	nd	nd	nd

Note: "nd" means no data. The domestic relations division is implementing a case management system conversion and has not yet been able to provide a complete set of monthly reports for 2023, 2024, and 2025.

Table 3c. Juvenile Cases, Incoming Cases Per Judge, 2016 to 2025

Case Type	2016	2017	2018	2019	2020	2021	2022	2023	2024	2025
Abuse, Neglect or Dependency	86	87	55	84	49	56	127	72	55	46
Adult Cases	11	2	1	1	2	3	0	0	13	25
All Others	11	17	20	7	12	15	12	19	24	8
Custody/Visitation	53	41	60	63	51	41	33	47	32	40
Delinquency	581	707	448	399	413	351	359	334	392	357
Parentage	0	0	0	0	0	0	0	0	0	0
Permanent Custody	1	1	0	1	0	1	0	23	7	9
Support - Enforce or Modify	10	14	14	19	29	66	75	48	37	80
Traffic	477	545	421	440	267	328	308	342	256	240
U.I.F.S.A.	0	0	0	0	0	0	0	0	0	0
Unruly	100	90	109	135	82	140	136	98	118	110
All Case Types	1,330	1,504	1,128	1,149	905	1,001	1,050	983	934	915

Table 3d. Probate Cases, Incoming Cases Per Judge, 2016 to 2025

Case Type	2016	2017	2018	2019	2020	2021	2022	2023	2024	2025
Adoptions	45	48	52	76	56	61	48	67	37	44
Birth Records	13	5	11	7	6	7	11	7	17	11
Change of Name	48	99	86	148	89	117	103	98	111	103
Civil Actions	40	32	14	37	24	27	35	28	24	31
Civil Commitments	0	0	0	0	0	0	0	0	0	0
Conservatorships	1	2	0	3	1	0	3	0	3	0
Decedents' Estates	681	648	663	668	671	808	832	642	621	696
Guardianships of Adults	86	81	93	86	57	72	77	88	92	84
Guardianships of Minors	58	47	44	40	27	21	22	34	35	16
Minors' Settlements	16	20	22	21	9	16	11	10	23	27
Testamentary Trusts	1	5	8	9	3	3	4	8	3	6
Wrongful Death	8	8	7	4	6	5	0	4	15	5
All Case Types	997	995	1,000	1,099	949	1,137	1,146	986	981	1,023

Medina County

Municipal and County Courts

From 1958 to 1977, Medina County Court was one of two limited jurisdiction trial courts in Medina County. It was abolished with the creation of the Wadsworth Municipal Court in 1977. Currently, there are two limited jurisdiction trial courts in Medina County: Medina Municipal Court and Wadsworth Municipal Court.

Table 4. Limited Jurisdiction Trial Courts, Historical Changes

Year	Medina County Court		Medina Municipal Court		Wadsworth Municipal Court		Total Judges
	Judges	Filings	Judges	Filings	Judges	Filings	
1958	1 (ft)	nd	N/A	N/A	N/A	N/A	1
1975	1 (ft)	3,679	N/A	N/A	N/A	N/A	1
1977	N/A	N/A	1 (ft)	11,321	1 (ft)	6,180	2
2025	N/A	N/A	1 (ft)	13,852	1 (ft)	7,047	2

Note: Number of filings (incoming cases *per judge*) is shown where either (1) data for that court was first collected, (2) a new judgeship was added, or (3) a part-time judgeship (denoted as "(pt)") was converted to full-time status (denoted as "(ft)"). Years with no such changes are excluded from the table. "nd" means no data available. "N/A" means not applicable because court did not exist. Current data (2025) are shown at the bottom of the table.

Table 5. Limited Jurisdiction Trial Courts, Current Roster

Court	Judge	Current	Age at	Age Barred		
		Term End	Next Term Start	From Seeking New Term	Next Election	Election Type
Medina MC	Werner, Gary F.	12/31/29	67	No	11/06/29	FTC: 01-01-2030
Wadsworth MC	Lewis, Susana B.	12/31/29	65	No	11/06/29	FTC: 01-01-2030

Note: "FTC" means Full Term Commencing [date].

Table 6a. Medina Municipal Court, Incoming Cases Per Judge, 2016 to 2025

Case Type	2016	2017	2018	2019	2020	2021	2022	2023	2024	2025
Contracts	1,030	1,477	1,746	1,872	1,262	1,311	1,331	1,552	2,257	2,666
F.E.D. (Evictions)	397	377	299	341	171	221	266	309	300	250
Other Civil	634	556	506	361	257	395	247	281	217	182
Pers. Inj./Prop. Damage	1	4	13	9	16	16	12	15	2	0
Small Claims	473	634	353	959	771	1,002	962	760	813	822
All Civil Case Types	2,535	3,048	2,917	3,542	2,477	2,945	2,818	2,917	3,589	3,920
Felonies	210	230	263	264	119	182	202	216	213	215
Misdemeanors	1,693	1,765	1,876	1,666	1,544	1,611	1,529	1,934	1,551	1,508
All Criminal Case Types	1,903	1,995	2,139	1,930	1,663	1,793	1,731	2,150	1,764	1,723
O.V.I.	464	521	595	516	433	466	481	493	405	402
Other Traffic	6,869	7,841	8,839	8,683	6,524	6,460	7,045	7,467	7,519	7,807
All Traffic Case Types	7,333	8,362	9,434	9,199	6,957	6,926	7,526	7,960	7,924	8,209
All Case Types	11,771	13,405	14,490	14,671	11,097	11,664	12,075	13,027	13,277	13,852

Medina County

Table 6b. Wadsworth Municipal Court, Incoming Cases Per Judge, 2016 to 2025

Case Type	2016	2017	2018	2019	2020	2021	2022	2023	2024	2025
Contracts	230	201	185	265	158	170	142	383	594	900
F.E.D. (Evictions)	121	112	88	123	77	90	97	111	90	74
Other Civil	192	361	367	412	323	376	368	137	171	51
Pers. Inj./Prop. Damage	14	12	14	14	13	13	11	9	9	8
Small Claims	74	279	193	211	187	174	186	174	164	150
All Civil Case Types	631	965	847	1,025	758	823	804	814	1,028	1,183
Felonies	129	142	159	106	68	67	82	127	99	135
Misdemeanors	1,052	981	1,005	765	659	598	545	827	726	693
All Criminal Case Types	1,181	1,123	1,164	871	727	665	627	954	825	828
O.V.I.	210	233	210	161	172	160	149	185	210	203
Other Traffic	4,120	5,113	4,525	4,029	2,841	3,160	2,947	3,832	4,529	4,833
All Traffic Case Types	4,330	5,346	4,735	4,190	3,013	3,320	3,096	4,017	4,739	5,036
All Case Types	6,142	7,434	6,746	6,086	4,498	4,808	4,527	5,785	6,592	7,047

Magistrate History

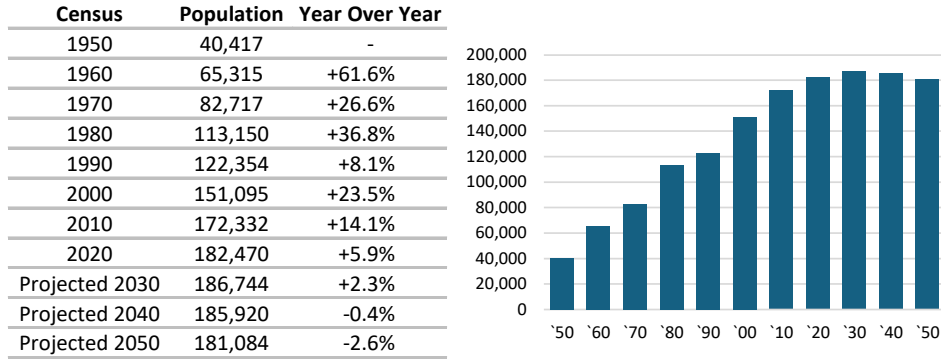
Table 7. Number of Magistrates

Year	Court of Common Pleas			Medina Municipal Court	Wadsworth Municipal Court
	Domestic Relations Division	General Division	Probate/Juvenile Division		
1996	3	0	3	2	0
1997	3	0	3	3	0
1998	3	0	4	12	0
1999	3	2	4	14	0
2000	3	2	3	9	0
2001	7	2	3	7	0
2002	4	1	4	5	0
2003	4	1	7	3	0
2004	4	1	4	3	0
2005	4	1	5	3	0
2006	4	1	4	3	0
2007	5	1	5	3	0
2008	5	1	6	3	0
2009	6	1	4	3	0
2010	5	1	4	3	0
2011	6	1	4	3	0
2012	7	1	4	3	0
2013	7	1	4	3	0
2014	9	2	4	3	0
2015	7	2	4	3	0
2016	8	3	4	3	0
2017	7	4	5	2	0
2018	6	4	4	2	0
2019	8	4	4	2	0
2020	6	4	4	2	0
2021	6	4	4	2	0
2022	7	5	4	2	0
2023	8	5	5	2	0
2024	6	5	5	3	0
2025	7	4	5	2	0

Medina County

County Population

Figure 1. County Population Trend



Note: Projections from Ohio Department of Development, Office of Research, County Trends Reports



Meigs County

Court of Common Pleas

Since 1955, the Meigs County Court of Common Pleas has consisted of two divisions: a combined General and Domestic Relations Division with one judgeship, and a combined Probate and Juvenile Division with one judgeship.

Table 1. Court of Common Pleas, Historical Changes

Year	Configuration	Divisional Configuration						Total Judges
		General and DR			Probate and Juvenile			
		Judges	Filings		Judges	Filings		
		Gen.	DR		Prob.	Juv.		
1955	Gen/DR + Prob/Juv	1	nd	nd	1	nd	nd	2
1960	Gen/DR + Prob/Juv	1	127	76	1	nd	nd	2
1972	Gen/DR + Prob/Juv	1	-	-	1	nd	216	2
1974	Gen/DR + Prob/Juv	1	-	-	1	230	-	2
2025	Gen/DR + Prob/Juv	1	361	129	1	195	634	2

Note: Number of filings (incoming cases per judge) is shown where either (1) data for that subject matter was first collected, (2) a new judgeship was added, or (3) the divisional configuration of the court was changed. Years with no such changes are excluded from the table. "nd" means no data available. Current data (2025) are shown at the bottom of the table. Probate courts did not become part of the courts of common pleas until 1970.

Table 2. Court of Common Pleas, Current Roster

Division	Judge	Current	Age at	Age Barred	Next Election	Election Type
		Term End	Next Term Start	From Seeking New Term		
General and DR	Warner, Linda R.	12/31/30	68	No	11/05/30	FTC: 01-01-2031
Probate and Juvenile	Powell, L. Scott	02/08/27	57	No	11/03/26	FTC: 02-09-2027

Note: "FTC" means Full Term Commencing [date].

Table 3a. Civil and Criminal Cases, Incoming Cases Per Judge, 2016 to 2025

Case Type	2016	2017	2018	2019	2020	2021	2022	2023	2024	2025
Administrative Appeals	1	0	3	0	0	2	0	0	0	0
Complex Litigation	0	1	0	0	0	0	0	0	0	2
Foreclosures	42	43	43	44	14	17	28	22	39	29
Other Civil	48	47	59	30	84	57	39	70	96	110
Other Torts	6	0	2	2	1	2	4	13	2	6
Product Liability	0	0	0	0	0	0	0	0	0	0
Professional Tort	0	1	0	0	2	1	0	1	0	2
Workers' Compensation	4	2	1	2	2	5	1	3	2	3
All Civil Case Types	101	94	108	78	103	84	72	109	139	152
Criminal	138	122	184	278	96	151	193	226	247	209
All Case Types	239	216	292	356	199	235	265	335	386	361

Meigs County

Table 3b. Domestic Relations Cases, Incoming Cases Per Judge, 2016 to 2025

Case Type	2016	2017	2018	2019	2020	2021	2022	2023	2024	2025
All Others	0	0	0	0	0	0	0	0	0	1
Change of Custody	3	0	0	2	0	0	0	0	1	0
Domestic Violence	29	16	38	32	19	18	13	19	5	21
Marriage Dissolutions w/Children	24	14	29	30	29	20	20	6	14	24
Marriage Dissolutions w/o Children	21	27	33	29	30	28	31	30	29	22
Marriage Terminations w/Children	31	25	25	41	32	30	28	33	22	40
Marriage Terminations w/o Children	18	32	23	21	19	22	22	36	21	15
Parentage	0	0	0	0	0	1	0	3	0	0
Support - Enforce or Modify	72	0	0	10	0	2	0	0	1	6
U.I.F.S.A.	0	0	0	0	0	0	0	0	0	0
Visitation - Enforce or Modify	4	0	0	0	0	0	0	0	0	0
All Case Types	202	114	148	165	129	121	114	127	93	129

Table 3c. Juvenile Cases, Incoming Cases Per Judge, 2016 to 2025

Case Type	2016	2017	2018	2019	2020	2021	2022	2023	2024	2025
Abuse, Neglect or Dependency	101	104	130	58	79	44	9	11	51	52
Adult Cases	3	0	5	2	2	17	22	0	32	3
All Others	6	12	10	21	4	7	7	18	16	11
Custody/Visitation	89	68	72	93	110	123	89	101	59	52
Delinquency	108	73	104	110	39	57	87	112	127	89
Parentage	121	103	89	96	87	73	86	40	45	46
Permanent Custody	0	0	0	0	0	0	1	0	0	0
Support - Enforce or Modify	432	562	435	260	277	277	284	288	226	294
Traffic	60	41	47	14	69	17	40	45	27	43
U.I.F.S.A.	5	13	14	12	6	6	3	3	3	0
Unruly	41	37	25	18	10	55	39	20	58	44
All Case Types	966	1,013	931	684	683	676	667	638	644	634

Table 3d. Probate Cases, Incoming Cases Per Judge, 2016 to 2025

Case Type	2016	2017	2018	2019	2020	2021	2022	2023	2024	2025
Adoptions	11	12	16	24	12	20	19	14	13	9
Birth Records	2	1	3	2	3	3	1	2	1	1
Change of Name	9	9	10	11	8	12	14	13	7	11
Civil Actions	0	0	0	0	0	0	0	1	0	0
Civil Commitments	13	7	10	14	8	16	21	8	2	10
Conservatorships	0	0	0	0	0	0	1	0	0	0
Decedents' Estates	135	131	132	147	134	172	161	129	118	139
Guardianships of Adults	9	17	7	13	14	19	19	15	19	23
Guardianships of Minors	2	0	1	0	0	0	2	0	0	1
Minors' Settlements	5	0	0	0	0	0	1	1	3	1
Testamentary Trusts	0	0	5	0	1	1	0	0	0	0
Wrongful Death	0	0	0	0	0	0	0	0	0	0
All Case Types	186	177	184	211	180	243	239	183	163	195

Meigs County

County Court

Meigs County Court, consisting of one part-time judgeship, is the only limited jurisdiction trial court in Meigs County. Since its inception, it has not undergone any changes in its structure or number of judgeships.

Table 4. Meigs County Court, Historical Changes

Year	Judges	Filings
1958	1 (pt)	nd
1975	1 (pt)	1,821
2025	1 (pt)	3,570

Note: Number of filings (incoming cases *per judge*) is shown where either (1) data for that court was first collected, (2) a new judgeship was added, or (3) a part-time judgeship (denoted as "(pt)") was converted to full-time status (denoted as "(ft)"). Years with no such changes are excluded from the table. "nd" means no data available. "N/A" means not applicable because court did not exist. Current data (2025) are shown at the bottom of the table.

Table 5. Meigs County Court, Current Roster

Court	Judge	Current	Age at	Age Barred	Next Election	Election Type
		Term End	Next Term Start	From Seeking New Term		
Meigs CC	Barr, Michael L.	12/31/30	51	No	11/05/30	FTC: 01-01-2031

Note: "FTC" means Full Term Commencing [date].

Table 6. Meigs County Court, Incoming Cases Per Judge, 2016 to 2025

Case Type	2016	2017	2018	2019	2020	2021	2022	2023	2024	2025
Contracts	298	515	480	435	298	267	295	299	441	503
F.E.D. (Evictions)	49	69	74	73	52	41	61	53	40	39
Other Civil	2	6	3	4	2	7	3	9	1	2
Pers. Inj./Prop. Damage	0	0	1	0	0	0	0	0	0	0
Small Claims	23	12	20	22	12	8	17	11	14	15
All Civil Case Types	372	602	578	534	364	323	376	372	496	559
Felonies	137	158	204	152	182	160	201	163	125	125
Misdemeanors	426	448	479	430	445	391	508	580	538	553
All Criminal Case Types	563	606	683	582	627	551	709	743	663	678
O.V.I.	106	106	99	94	111	128	114	118	74	75
Other Traffic	3,253	3,235	3,627	3,191	2,626	4,177	3,313	3,909	3,102	2,258
All Traffic Case Types	3,359	3,341	3,726	3,285	2,737	4,305	3,427	4,027	3,176	2,333
All Case Types	4,294	4,549	4,987	4,401	3,728	5,179	4,512	5,142	4,335	3,570

Meigs County

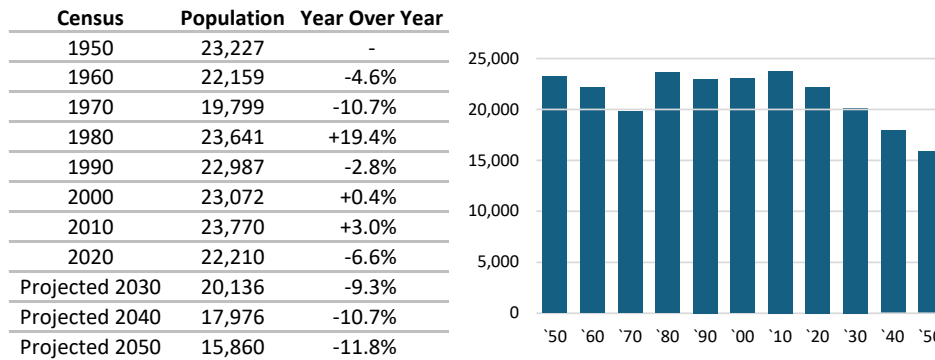
Magistrate History

Table 7. Number of Magistrates

Year	Court of Common Pleas		Meigs County Court
	General and DR Division	Probate and Juvenile Division	
1996	0	0	0
1997	0	0	0
1998	0	0	0
1999	0	0	0
2000	0	0	0
2001	0	0	0
2002	0	0	0
2003	0	0	0
2004	0	0	0
2005	0	0	0
2006	0	0	0
2007	0	0	0
2008	0	0	0
2009	1	0	0
2010	1	0	0
2011	1	0	0
2012	1	0	0
2013	1	0	0
2014	1	0	0
2015	1	0	0
2016	1	0	0
2017	1	0	0
2018	1	0	0
2019	1	1	0
2020	1	1	0
2021	1	1	0
2022	1	1	0
2023	1	1	0
2024	1	1	0
2025	1	1	0

County Population

Figure 1. County Population Trend



Note: Projections from Ohio Department of Development, Office of Research, County Trends Reports

Mercer County

Court of Common Pleas

Since 1957, the Mercer County Court of Common has consisted of two divisions: a combined General and Domestic Relations Division with one judgeship and a combined Probate and Juvenile Division with one judgeship.

Table 1. Court of Common Pleas, Historical Changes

Year	Configuration	Divisional Configuration						Total Judges
		General and DR			Probate and Juvenile			
		Judges	Filings		Judges	Filings		
		Gen.	DR		Prob.	Juv.		
1957	Gen/DR + Prob/Juv	1	nd	nd	1	nd	nd	2
1960	Gen/DR + Prob/Juv	1	105	42	1	nd	nd	2
1972	Gen/DR + Prob/Juv	1	-	-	1	nd	372	2
1974	Gen/DR + Prob/Juv	1	-	-	1	373	-	2
2025	Gen/DR + Prob/Juv	1	345	219	1	296	564	2

Note: Number of filings (incoming cases per judge) is shown where either (1) data for that subject matter was first collected, (2) a new judgeship was added, or (3) the divisional configuration of the court was changed. Years with no such changes are excluded from the table. "nd" means no data available. Current data (2025) are shown at the bottom of the table. Probate courts did not become part of the courts of common pleas until 1970.

Table 2. Court of Common Pleas, Current Roster

Division	Judge	Current	Age at	Age Barred	Next Election	Election Type
		Term End	Next Term Start	From Seeking New Term		
General and DR	Fox, Matthew K.	12/31/28	62	No	11/07/28	FTC: 01-01-2029
Probate and Juvenile	Gilmore, Matthew L.	02/08/27	58	No	11/03/26	FTC: 02-09-2027

Note: "FTC" means Full Term Commencing [date].

Table 3a. Civil and Criminal Cases, Incoming Cases Per Judge, 2016 to 2025

Case Type	2016	2017	2018	2019	2020	2021	2022	2023	2024	2025
Administrative Appeals	6	0	3	1	2	1	0	4	1	2
Complex Litigation	1	8	0	0	1	0	0	0	0	7
Foreclosures	53	54	72	54	31	28	34	38	34	40
Other Civil	64	51	57	58	51	52	52	72	93	101
Other Torts	17	12	16	18	17	12	17	16	7	17
Product Liability	1	0	0	3	1	0	1	0	0	1
Professional Tort	2	1	1	2	0	5	1	5	0	0
Workers' Compensation	11	16	10	11	8	7	8	14	5	9
All Civil Case Types	155	142	159	147	111	105	113	149	140	177
Criminal	178	175	308	277	189	175	190	159	151	168
All Case Types	333	317	467	424	300	280	303	308	291	345

Mercer County

Table 3b. Domestic Relations Cases, Incoming Cases Per Judge, 2016 to 2025

Case Type	2016	2017	2018	2019	2020	2021	2022	2023	2024	2025
All Others	15	22	21	19	14	8	15	28	27	42
Change of Custody	29	14	20	9	22	16	15	23	6	5
Domestic Violence	3	12	8	11	16	15	15	32	27	15
Marriage Dissolutions w/Children	22	30	14	26	25	33	21	15	24	32
Marriage Dissolutions w/o Children	24	26	22	29	31	27	24	31	31	30
Marriage Terminations w/Children	22	25	31	16	20	40	18	28	21	29
Marriage Terminations w/o Children	20	26	26	30	22	31	21	21	25	17
Parentage	1	1	1	2	0	0	0	0	0	0
Support - Enforce or Modify	147	123	75	87	80	65	85	57	35	37
U.I.F.S.A.	0	0	0	0	0	0	0	0	0	0
Visitation - Enforce or Modify	3	5	2	5	6	2	1	5	7	12
All Case Types	286	284	220	234	236	237	215	240	203	219

Table 3c. Juvenile Cases, Incoming Cases Per Judge, 2016 to 2025

Case Type	2016	2017	2018	2019	2020	2021	2022	2023	2024	2025
Abuse, Neglect or Dependency	224	266	259	174	73	86	92	46	37	35
Adult Cases	21	31	33	25	11	17	13	19	19	6
All Others	0	0	0	0	0	1	1	1	3	3
Custody/Visitation	54	69	64	68	57	48	69	56	59	43
Delinquency	182	287	273	254	188	268	350	385	220	137
Parentage	13	21	28	18	11	16	12	13	16	19
Permanent Custody	0	0	3	6	3	9	1	1	8	5
Support - Enforce or Modify	293	242	279	251	176	202	190	155	154	121
Traffic	211	162	164	193	172	188	125	148	139	157
U.I.F.S.A.	0	0	0	0	0	0	0	0	0	1
Unruly	61	68	37	44	38	31	26	28	17	37
All Case Types	1,059	1,146	1,140	1,033	729	866	879	852	672	564

Table 3d. Probate Cases, Incoming Cases Per Judge, 2016 to 2025

Case Type	2016	2017	2018	2019	2020	2021	2022	2023	2024	2025
Adoptions	11	11	17	24	9	15	12	13	7	16
Birth Records	9	3	18	13	7	16	1	3	1	2
Change of Name	8	15	13	21	13	17	16	23	15	17
Civil Actions	7	4	4	8	5	3	6	8	3	1
Civil Commitments	0	0	0	1	1	0	0	0	0	0
Conservatorships	0	1	1	0	0	0	0	0	0	0
Decedents' Estates	264	244	241	235	258	286	273	230	231	218
Guardianships of Adults	11	16	7	17	16	20	8	10	25	26
Guardianships of Minors	6	4	7	6	4	7	3	2	0	5
Minors' Settlements	6	3	6	5	7	9	2	2	5	8
Testamentary Trusts	3	3	3	6	3	3	1	2	1	0
Wrongful Death	1	2	3	2	0	1	3	3	5	3
All Case Types	326	306	320	338	323	377	325	296	293	296

Mercer County

Municipal and County Courts

Celina Municipal Court, consisting of one full-time judgeship, is the only limited jurisdiction trial court in Mercer County. Since its inception in 1958, it has not undergone any changes in its structure or number of judgeships.

Table 4. Celina Municipal Court, Historical Changes

Year	Judges	Filings
1958	1 (ft)	nd
1975	1 (ft)	4,084
2025	1 (ft)	4,395

Note: Number of filings (incoming cases *per judge*) is shown where either (1) data for that court was first collected, (2) a new judgeship was added, or (3) a part-time judgeship (denoted as "(pt)") was converted to full-time status (denoted as "(ft)"). Years with no such changes are excluded from the table. "nd" means no data available. "N/A" means not applicable because court did not exist. Current data (2025) are shown at the bottom of the table.

Table 5. Celina Municipal Court, Current Roster

Court	Judge	Current Term End	Age at Next Term Start	Age Barred From Seeking New Term	Next Election	Election Type
Celina MC	Speelman, Kathryn W.	12/31/29	59	No	11/06/29	FTC: 01-01-2030

Note: "FTC" means Full Term Commencing [date].

Table 6. Celina Municipal Court, Incoming Cases Per Judge, 2016 to 2025

Case Type	2016	2017	2018	2019	2020	2021	2022	2023	2024	2025
Contracts	634	689	724	622	499	497	491	496	564	667
F.E.D. (Evictions)	77	96	117	96	49	53	66	71	48	57
Other Civil	22	25	13	11	12	10	4	13	10	12
Pers. Inj./Prop. Damage	12	12	13	6	7	5	4	9	7	2
Small Claims	83	88	86	80	55	71	93	87	75	55
All Civil Case Types	828	910	953	815	622	636	658	676	704	793
Felonies	69	86	108	70	76	77	95	1	0	0
Misdemeanors	1,157	1,101	1,181	1,043	751	661	599	667	484	722
All Criminal Case Types	1,226	1,187	1,289	1,113	827	738	694	668	484	722
O.V.I.	341	354	259	318	222	255	196	164	156	193
Other Traffic	4,678	4,676	3,889	4,777	3,535	4,382	3,480	3,109	2,273	2,687
All Traffic Case Types	5,019	5,030	4,148	5,095	3,757	4,637	3,676	3,273	2,429	2,880
All Case Types	7,073	7,127	6,390	7,023	5,206	6,011	5,028	4,617	3,617	4,395

Mercer County

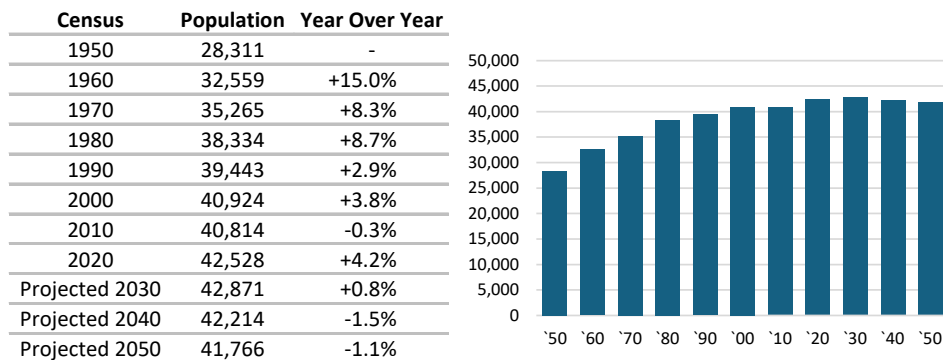
Magistrate History

Table 7. Number of Magistrates

Year	Court of Common Pleas		
	General and		Celina Municipal Court
	Domestic Relations Division	Probate and Juvenile Division	
1996	0	0	0
1997	0	0	0
1998	0	0	0
1999	0	0	0
2000	0	0	0
2001	0	0	0
2002	0	0	0
2003	0	0	0
2004	0	0	0
2005	0	0	0
2006	0	0	0
2007	0	0	0
2008	0	0	0
2009	0	0	0
2010	0	0	0
2011	0	0	0
2012	0	0	0
2013	0	0	0
2014	0	1	0
2015	0	1	0
2016	0	1	0
2017	0	1	0
2018	0	1	0
2019	0	1	0
2020	0	1	0
2021	0	2	0
2022	1	1	0
2023	1	1	0
2024	1	1	0
2025	1	1	0

County Population

Figure 1. County Population Trend



Note: Projections from Ohio Department of Development, Office of Research, County Trends Reports

Miami County

Court of Common Pleas

The Miami County Court of Common Pleas currently consists of two divisions: a combined General and Domestic Relations Division with two judgeships, and a combined Probate and Juvenile Division with one judgeship. The divisional configuration has not changed since 1955. In 1971, an additional judgeship was added to the General and Domestic Relations Division.

Table 1. Court of Common Pleas, Historical Changes

Year	Configuration	Divisional Configuration						Total Judges
		General and DR			Probate and Juvenile			
		Judges	Filings		Judges	Filings		
		Gen.	DR		Prob.	Juv.		
1955	Gen/DR + Prob/Juv	1	nd	nd	1	nd	nd	2
1960	Gen/DR + Prob/Juv	1	402	300	1	nd	nd	2
1971	Gen/DR + Prob/Juv	2	511	513	1	nd	nd	3
1972	Gen/DR + Prob/Juv	2	-	-	1	nd	1,103	3
1974	Gen/DR + Prob/Juv	2	-	-	1	810	-	3
2025	Gen/DR + Prob/Juv	2	667	400	1	670	1,814	3

Note: Number of filings (incoming cases per judge) is shown where either (1) data for that subject matter was first collected, (2) a new judgeship was added, or (3) the divisional configuration of the court was changed. Years with no such changes are excluded from the table. "nd" means no data available. Current data (2025) are shown at the bottom of the table. Probate courts did not become part of the courts of common pleas until 1970.

Table 2. Court of Common Pleas, Current Roster

Division	Judge	Current	Age at	Age Barred	Next Election	Election Type
		Term End	Next Term Start	From Seeking New Term		
General and DR	Pratt, Jeannine N.	02/08/27	59	No	11/03/26	FTC: 02-09-2027
	Wall, Stacy M.	12/31/30	57	No	11/05/30	FTC: 01-01-2031
Probate and Juvenile	Altenburger, Scott R.	02/08/27	66	No	11/03/26	FTC: 02-09-2027

Note: "FTC" means Full Term Commencing [date].

Table 3a. Civil and Criminal Cases, Incoming Cases Per Judge, 2016 to 2025

Case Type	2016	2017	2018	2019	2020	2021	2022	2023	2024	2025
Administrative Appeals	1	2	1	1	0	3	2	1	0	2
Complex Litigation	0	0	0	0	0	0	1	0	0	0
Foreclosures	134	134	121	132	53	38	107	92	76	97
Other Civil	200	192	160	200	175	210	199	241	296	363
Other Torts	31	40	41	31	29	41	26	44	31	37
Product Liability	2	2	1	0	1	0	0	0	0	0
Professional Tort	3	1	1	2	2	2	1	1	2	1
Workers' Compensation	33	28	26	22	18	20	19	19	15	15
All Civil Case Types	402	399	349	386	276	313	354	397	419	513
Criminal	233	222	236	241	162	209	234	199	174	155
All Case Types	635	621	585	627	438	522	588	596	593	667

Miami County

Table 3b. Domestic Relations Cases, Incoming Cases Per Judge, 2016 to 2025

Case Type	2016	2017	2018	2019	2020	2021	2022	2023	2024	2025
All Others	69	64	58	57	32	32	17	30	22	26
Change of Custody	52	38	37	35	16	21	15	15	11	6
Domestic Violence	93	91	126	125	103	115	91	102	95	116
Marriage Dissolutions w/Children	41	54	39	54	45	46	30	34	29	34
Marriage Dissolutions w/o Children	66	59	63	60	50	68	62	59	47	47
Marriage Terminations w/Children	73	71	66	76	62	56	58	59	54	65
Marriage Terminations w/o Children	58	70	68	63	45	62	59	59	52	53
Parentage	0	0	0	1	0	0	0	0	0	0
Support - Enforce or Modify	91	78	67	52	37	32	44	48	42	36
U.I.F.S.A.	1	3	3	2	0	4	2	2	4	3
Visitation - Enforce or Modify	25	18	25	20	11	11	14	11	13	17
All Case Types	567	542	550	543	399	445	389	417	367	400

Table 3c. Juvenile Cases, Incoming Cases Per Judge, 2016 to 2025

Case Type	2016	2017	2018	2019	2020	2021	2022	2023	2024	2025
Abuse, Neglect or Dependency	64	67	84	112	99	96	125	66	72	41
Adult Cases	137	103	79	101	92	89	102	75	46	26
All Others	14	3	6	10	1	8	10	9	11	13
Custody/Visitation	692	602	616	541	605	601	585	629	537	545
Delinquency	856	726	517	436	373	303	555	441	415	316
Parentage	66	39	51	32	45	51	45	48	65	47
Permanent Custody	17	20	14	22	26	15	20	18	10	10
Support - Enforce or Modify	1741	1695	1687	643	347	309	265	451	365	243
Traffic	535	560	495	444	368	434	333	356	437	338
U.I.F.S.A.	19	16	27	16	17	16	9	5	21	11
Unruly	275	242	229	277	248	244	622	389	269	224
All Case Types	4,416	4,073	3,805	2,634	2,221	2,166	2,671	2,487	2,248	1,814

Table 3d. Probate Cases, Incoming Cases Per Judge, 2016 to 2025

Case Type	2016	2017	2018	2019	2020	2021	2022	2023	2024	2025
Adoptions	71	48	55	51	23	41	35	31	37	37
Birth Records	0	3	4	11	4	14	4	1	4	4
Change of Name	43	42	50	45	40	69	72	63	61	66
Civil Actions	16	15	9	12	14	23	11	6	5	5
Civil Commitments	11	11	17	11	9	4	7	2	10	4
Conservatorships	2	0	0	0	3	1	1	4	0	0
Decedents' Estates	550	547	492	532	514	619	568	488	473	497
Guardianships of Adults	49	71	54	51	72	55	51	50	47	43
Guardianships of Minors	12	12	6	6	5	13	7	7	9	5
Minors' Settlements	7	16	14	7	8	12	4	9	6	6
Testamentary Trusts	7	15	2	8	10	4	6	7	2	1
Wrongful Death	3	1	0	0	1	3	1	0	1	2
All Case Types	771	781	703	734	703	858	767	668	655	670

Miami County

Municipal and County Courts

Miami County Municipal Court, consisting of two full-time judgeships, is the only limited jurisdiction trial court in Miami County. Prior to 1976, Piqua Municipal Court, Troy Municipal Court, and Miami County Court were in operation. In 1976, the General Assembly merged those courts' caseloads into the new Miami County Municipal Court.

Table 4. Limited Jurisdiction Trial Courts, Historical Changes

Year	Piqua Municipal Court		Troy Municipal Court		Miami County Court		Miami County Municipal Court		Total Judges
	Judges	Filings	Judges	Filings	Judges	Filings	Judges	Filings	
1953	1 (ft)	nd	N/A	N/A	N/A	N/A	N/A	N/A	1
1956	1 (ft)	nd	1 (ft)	nd	N/A	N/A	N/A	N/A	2
1958	1 (ft)	nd	1 (ft)	nd	1 (pt)	nd	N/A	N/A	3
1976	N/A	N/A	N/A	N/A	N/A	N/A	2 (ft)	12,283	2
2025	N/A	N/A	N/A	N/A	N/A	N/A	2 (ft)	8,083	2

Note: Number of filings (incoming cases *per judge*) is shown where either (1) data for that court was first collected, (2) a new judgeship was added, or (3) a part-time judgeship (denoted as "(pt)") was converted to full-time status (denoted as "(ft)"). Years with no such changes are excluded from the table. "nd" means no data available. "N/A" means not applicable because court did not exist. Current data (2025) are shown at the bottom of the table.

Table 5. Miami County Municipal Court, Current Roster

Court	Judge	Current	Age at	Age Barred	Next	
		Term End	Next Term Start	From Seeking New Term	Election	Election Type
Miami Co. MC	Huffman, Samuel L.	12/31/29	63	No	11/06/29	FTC: 01-01-2030
	Kendell, Anthony E.	12/31/27	64	No	11/02/27	UTE: 12-31-2027

Note: "FTC" means Full Term Commencing [date].

Table 6. Miami County Municipal Court, Incoming Cases Per Judge, 2016 to 2025

Case Type	2016	2017	2018	2019	2020	2021	2022	2023	2024	2025
Contracts	1,067	1,265	1,340	1,493	1,131	1,293	1,057	1,094	1,510	1,600
F.E.D. (Evictions)	270	252	258	269	205	216	241	250	217	217
Other Civil	19	25	9	23	36	41	59	59	54	46
Pers. Inj./Prop. Damage	33	26	19	16	17	18	20	17	15	15
Small Claims	125	116	101	70	65	58	47	81	64	62
All Civil Case Types	1,513	1,682	1,726	1,870	1,454	1,625	1,423	1,501	1,859	1,940
Felonies	690	654	678	649	481	519	447	426	338	242
Misdemeanors	2,394	2,540	2,694	2,165	2,045	2,137	1,817	1,827	1,462	1,279
All Criminal Case Types	3,084	3,194	3,372	2,813	2,525	2,656	2,264	2,253	1,800	1,521
O.V.I.	395	349	387	280	244	313	242	243	234	203
Other Traffic	5,839	5,913	5,587	5,284	3,746	4,756	4,542	3,997	4,345	4,421
All Traffic Case Types	6,234	6,262	5,974	5,563	3,990	5,069	4,784	4,240	4,578	4,623
All Case Types	10,831	11,138	11,071	10,246	7,968	9,349	8,470	7,993	8,237	8,083

Miami County

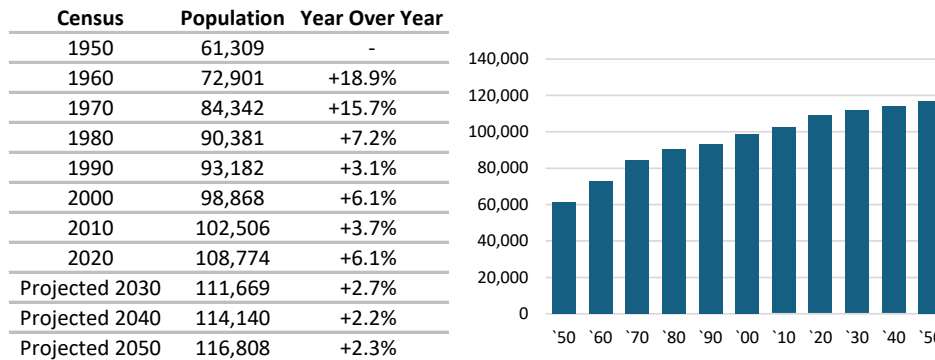
Magistrate History

Table 7. Number of Magistrates

Year	Court of Common Pleas		Miami County Municipal Court
	General and DR Division	Probate and Juvenile Division	
1996	1	3	0
1997	2	2	0
1998	2	2	0
1999	2	2	1
2000	2	2	1
2001	2	2	1
2002	2	2	1
2003	2	2	1
2004	2	3	1
2005	2	3	1
2006	2	3	1
2007	2	3	1
2008	2	3	1
2009	2	3	1
2010	3	3	1
2011	2	2	1
2012	2	2	1
2013	2	2	1
2014	2	2	1
2015	2	2	1
2016	2	2	1
2017	2	2	1
2018	2	2	1
2019	2	3	1
2020	2	3	1
2021	3	3	2
2022	2	3	1
2023	3	5	2
2024	2	3	1
2025	2	3	1

County Population

Figure 1. County Population Trend



Monroe County

Court of Common Pleas

Since 1957, Monroe County Court of Common Pleas has consisted of two divisions: a combined single-judge General and Domestic Relations Division and a combined single-judge Probate and Juvenile Division.

Table 1. Court of Common Pleas, Historical Changes

Year	Configuration	Divisional Configuration						Total Judges
		General and DR			Probate and Juvenile			
		Judges	Filings		Judges	Filings		
		Gen.	DR		Prob.	Juv.		
1957	Gen/DR + Prob/Juv	1	nd	nd	1	nd	nd	2
1960	Gen/DR + Prob/Juv	1	154	36	1	nd	nd	2
1972	Gen/DR + Prob/Juv	1	-	-	1	nd	121	2
1974	Gen/DR + Prob/Juv	1	-	-	1	167	-	2
2025	Gen/DR + Prob/Juv	1	141	69	1	194	187	2

Note: Number of filings (incoming cases per judge) is shown where either (1) data for that subject matter was first collected, (2) a new judgeship was added, or (3) the divisional configuration of the court was changed. Years with no such changes are excluded from the table. "nd" means no data available. Current data (2025) are shown at the bottom of the table. Probate courts did not become part of the courts of common pleas until 1970.

Table 2. Court of Common Pleas, Current Roster

Division	Judge	Current	Age at	Age Barred	Next Election	Election Type
		Term End	Next Term Start	From Seeking New Term		
General and DR	Selmon, Julie R.	12/31/28	54	No	11/07/28	FTC: 01-01-2029
Probate and Juvenile	Peters, James W.	02/08/27	72	Yes	11/03/26	FTC: 02-09-2027

Note: "FTC" means Full Term Commencing [date].

Table 3a. Civil and Criminal Cases, Incoming Cases Per Judge, 2016 to 2025

Case Type	2016	2017	2018	2019	2020	2021	2022	2023	2024	2025
Administrative Appeals	0	0	1	0	0	1	0	0	0	0
Complex Litigation	0	0	0	0	13	27	22	15	11	5
Foreclosures	21	10	16	26	9	9	2	11	29	15
Other Civil	66	73	73	78	66	46	34	24	40	50
Other Torts	9	3	4	10	6	9	6	2	2	6
Product Liability	0	0	0	0	0	0	1	0	1	0
Professional Tort	0	0	0	0	0	2	1	0	0	0
Workers' Compensation	5	5	4	2	5	5	3	3	0	1
All Civil Case Types	101	91	98	116	99	99	69	55	83	77
Criminal	62	80	120	78	52	71	52	73	69	64
All Case Types	163	171	218	194	151	170	121	128	152	141

Monroe County

Table 3b. Domestic Relations Cases, Incoming Cases Per Judge, 2016 to 2025

Case Type	2016	2017	2018	2019	2020	2021	2022	2023	2024	2025
All Others	11	17	10	10	6	6	3	7	7	3
Change of Custody	10	8	7	10	3	6	8	3	3	2
Domestic Violence	28	21	22	11	28	21	15	33	20	32
Marriage Dissolutions w/Children	8	7	9	12	13	6	6	8	12	5
Marriage Dissolutions w/o Children	25	10	13	21	13	14	11	12	10	9
Marriage Terminations w/Children	9	13	23	13	9	17	8	9	14	5
Marriage Terminations w/o Children	14	20	11	12	15	13	8	6	15	7
Parentage	0	0	0	0	0	0	0	0	0	0
Support - Enforce or Modify	53	36	19	14	6	12	18	5	9	5
U.I.F.S.A.	0	0	0	0	1	0	0	0	0	0
Visitation - Enforce or Modify	5	8	1	4	5	2	4	3	4	1
All Case Types	163	140	115	107	99	97	81	86	94	69

Table 3c. Juvenile Cases, Incoming Cases Per Judge, 2016 to 2025

Case Type	2016	2017	2018	2019	2020	2021	2022	2023	2024	2025
Abuse, Neglect or Dependency	11	9	9	5	13	18	9	8	8	17
Adult Cases	3	5	9	10	22	11	6	5	12	11
All Others	0	1	3	2	0	1	2	2	2	2
Custody/Visitation	21	31	25	36	24	21	21	10	28	20
Delinquency	61	65	71	86	49	53	56	82	102	65
Parentage	2	7	8	1	1	4	1	4	3	0
Permanent Custody	0	0	0	0	0	0	0	0	0	0
Support - Enforce or Modify	65	116	66	44	25	38	35	26	21	19
Traffic	27	35	38	25	14	20	25	26	19	27
U.I.F.S.A.	0	0	0	0	0	0	0	0	0	0
Unruly	12	17	20	19	23	37	14	28	38	26
All Case Types	202	286	249	228	171	203	169	191	233	187

Table 3d. Probate Cases, Incoming Cases Per Judge, 2016 to 2025

Case Type	2016	2017	2018	2019	2020	2021	2022	2023	2024	2025
Adoptions	0	5	13	4	6	6	5	4	3	7
Birth Records	1	2	1	5	3	1	0	1	2	3
Change of Name	4	3	1	10	11	2	9	8	6	7
Civil Actions	0	4	0	1	3	2	2	5	2	3
Civil Commitments	1	2	0	1	2	1	0	0	0	0
Conservatorships	0	0	0	0	0	0	0	0	0	0
Decedents' Estates	131	137	131	197	105	147	226	238	222	160
Guardianships of Adults	0	6	16	1	4	4	5	6	2	3
Guardianships of Minors	1	2	3	2	3	2	5	2	3	9
Minors' Settlements	3	1	1	0	2	0	3	1	0	2
Testamentary Trusts	1	1	0	0	0	0	0	0	0	0
Wrongful Death	0	0	0	0	0	0	0	0	0	0
All Case Types	142	163	166	221	139	165	255	265	240	194

Monroe County

Municipal and County Courts

Monroe County Court, consisting of one part-time judgeship, is the only limited jurisdiction trial court in Monroe County. Since its inception, it has not undergone any changes in its structure or number of judgeships.

Table 4. Monroe County Court, Historical Changes

Year	Judges	Filings
1958	1 (pt)	nd
1975	1 (pt)	1,209
2025	1 (pt)	1,241

Note: Number of filings (incoming cases *per judge*) is shown where either (1) data for that court was first collected, (2) a new judgeship was added, or (3) a part-time judgeship (denoted as "(pt)") was converted to full-time status (denoted as "(ft)"). Years with no such changes are excluded from the table. "nd" means no data available. "N/A" means not applicable because court did not exist. Current data (2025) are shown at the bottom of the table.

Table 5. Monroe County Court, Current Roster

Court	Judge	Current	Age at	Age Barred	Next Election	Election Type
		Term End	Next Term Start	From Seeking New Term		
Monroe CC	Yoss, Jason A.	12/31/30	61	No	11/05/30	FTC: 01-01-2031

Note: "FTC" means Full Term Commencing [date].

Table 6. Monroe County Court, Incoming Cases Per Judge, 2016 to 2025

Case Type	2016	2017	2018	2019	2020	2021	2022	2023	2024	2025
Contracts	106	141	172	154	123	132	145	164	202	240
F.E.D. (Evictions)	14	9	15	19	12	15	21	19	18	16
Other Civil	5	1	2	2	3	2	2	2	3	4
Pers. Inj./Prop. Damage	0	0	0	0	0	0	0	0	0	0
Small Claims	31	29	40	22	13	11	13	11	7	9
All Civil Case Types	156	180	229	197	151	160	181	196	230	269
Felonies	72	101	139	82	72	74	48	93	72	89
Misdemeanors	309	299	474	355	269	322	312	277	232	260
All Criminal Case Types	381	400	613	437	341	396	360	370	304	349
O.V.I.	40	46	57	54	33	24	32	34	32	48
Other Traffic	794	1,219	1,625	931	489	496	497	577	534	575
All Traffic Case Types	834	1,265	1,682	985	522	520	529	611	566	623
All Case Types	1,371	1,845	2,524	1,619	1,014	1,076	1,070	1,177	1,100	1,241

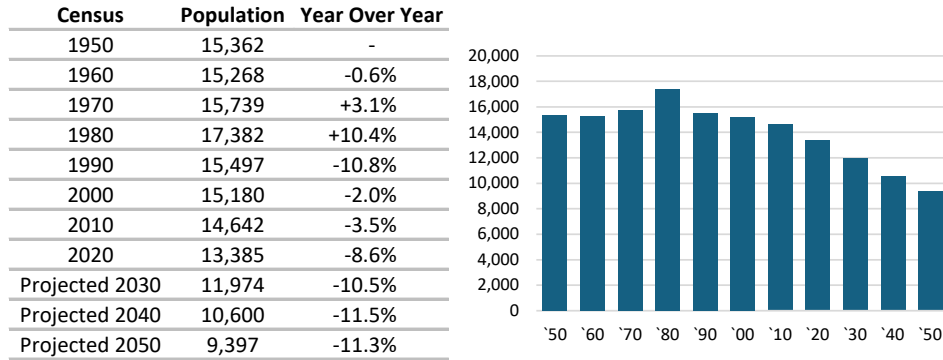
Monroe County

Magistrate History

None.

County Population

Figure 1. County Population Trend



Note: Projections from Ohio Department of Development, Office of Research, County Trends Reports

Montgomery County

Court of Common Pleas

The Montgomery County Court of Common Pleas currently consists of four divisions. In 1985, the court was reconfigured into separately administered General, Domestic Relations, Juvenile, and Probate divisions.

Table 1. Court of Common Pleas, Historical Changes

Year	Configuration	Divisional Configuration													
		Gen, DR, and Juvenile				Filings									Total Judges
		Judges	Gen.	DR	Juv.	General Only	DR Only	Juvenile Only	Probate Only	General Only	DR Only	Juvenile Only	Probate Only		
1953	Gen/DR/Juv + Prob	4	nd	nd	nd	N/A	N/A	N/A	N/A	N/A	N/A	1	nd	5	
1955	Gen/DR/Juv + Prob	7	nd	nd	nd	N/A	N/A	N/A	N/A	N/A	N/A	1	nd	8	
1960	Gen/DR/Juv + Prob	7	254	435	nd	N/A	N/A	N/A	N/A	N/A	N/A	1	nd	8	
1965	Gen/DR/Juv + Prob	8	754	436	nd	N/A	N/A	N/A	N/A	N/A	N/A	1	nd	9	
1969	Gen/DR/Juv + Prob	9	875	523	nd	N/A	N/A	N/A	N/A	N/A	N/A	1	nd	10	
1972	Gen/DR/Juv + Prob	9	-	-	3,735	N/A	N/A	N/A	N/A	N/A	N/A	1	nd	10	
1974	Gen/DR/Juv + Prob	9	-	-	-	N/A	N/A	N/A	N/A	N/A	N/A	1	2,484	10	
1977	Gen/DR/Juv + Prob	12	412	399	896	N/A	N/A	N/A	N/A	N/A	N/A	1	-	13	
1985	Gen + DR + Juv + Prob	N/A	N/A	N/A	N/A	9	616	2	1,446	1	3,676	1	-	13	
1991	Gen + DR + Juv + Prob	N/A	N/A	N/A	N/A	11	-	2	-	1	-	1	-	15	
1993	Gen + DR + Juv + Prob	N/A	N/A	N/A	N/A	11	-	2	-	2	4,609	1	-	16	
2025	Gen + DR + Juv + Prob	N/A	N/A	N/A	N/A	11	1,061	2	2,949	2	5,537	1	4,645	16	

Note: Number of filings (incoming cases per judge) is shown where either (1) data for that subject matter was first collected, (2) a new judgeship was added, or (3) the divisional configuration of the court was changed. Years with no such changes are excluded from the table. "nd" means no data available. "N/A" means not applicable because division type did not exist. Current data (2025) are shown at the bottom of the table. Probate courts did not become part of the courts of common pleas until 1970.

Table 2. Court of Common Pleas, Current Roster

Division	Judge	Current	Age at	Age Barred	Next	
		Term End	Next Term Start	From Seeking New Term	Next Election	Election Type
Domestic Relations	Petrella, Jennifer A.	01/01/31	58	No	11/05/30	FTC: 01-02-2031
	Wood, Timothy D.	01/03/31	72	Yes	11/05/30	FTC: 01-04-2031
General	Dankof, Steven K.	01/01/27	75	Yes	11/03/26	FTC: 01-02-2027
	Ellis, Elizabeth A.	07/01/27	52	No	11/03/26	FTC: 07-02-2027
	Henne, Michele S.	01/02/27	45	No	11/03/26	UTE: 01-02-2027
	Jackson, Angelina N.	07/01/31	55	No	11/05/30	FTC: 07-02-2031
	Melnick, Kimberly A.	01/04/31	62	No	11/05/30	FTC: 01-05-2031
	Montgomery, Mary E.	06/30/31	59	No	11/05/30	FTC: 07-01-2031
	O'Connell, Timothy N.	01/02/31	75	Yes	11/05/30	FTC: 01-03-2031
	Parker, Gerald	01/05/31	48	No	11/05/30	FTC: 01-06-2031
	Solle, Susan D.	12/31/26	58	No	11/03/26	FTC: 01-01-2027
	Wiseman, Mary	01/02/29	67	No	11/07/28	FTC: 01-03-2029
	VACANT	06/30/27	-	-	11/03/26	FTC: 07-01-2027
Juvenile	Wallace, Helen C.	12/31/30	58	No	11/05/30	FTC: 01-01-2031
	VACANT	12/31/28	-	-	11/03/26	UTE: 12-31-2028
Probate	Brannon, David	02/08/27	47	No	11/03/26	FTC: 02-09-2027

Note: "FTC" means Full Term Commencing [date]. "UTE" mean Unexpired Term Ending [date].

Montgomery County

Table 3a. Civil and Criminal Cases, Incoming Cases Per Judge, 2016 to 2025

Case Type	2016	2017	2018	2019	2020	2021	2022	2023	2024	2025
Administrative Appeals	4	4	5	4	3	3	3	5	5	3
Complex Litigation	0	0	0	0	0	0	0	0	0	4
Foreclosures	214	175	164	146	70	78	143	160	160	174
Other Civil	245	220	213	256	228	227	224	309	273	305
Other Torts	154	165	178	176	160	182	171	179	174	176
Product Liability	0	1	0	0	0	0	0	0	0	0
Professional Tort	5	5	4	5	5	4	4	4	5	5
Workers' Compensation	25	24	28	23	21	21	18	17	16	16
All Civil Case Types	647	595	592	610	487	514	563	673	634	682
Criminal	415	415	432	442	365	434	384	397	393	379
All Case Types	1,062	1,010	1,023	1,052	853	948	948	1,070	1,026	1,061

Table 3b. Domestic Relations Cases, Incoming Cases Per Judge, 2016 to 2025

Case Type	2016	2017	2018	2019	2020	2021	2022	2023	2024	2025
All Others	164	167	149	182	141	165	176	179	155	166
Change of Custody	102	94	106	142	99	116	82	83	74	86
Domestic Violence	861	989	1,089	1,178	1,046	1,179	1,123	1,085	1,149	1,222
Marriage Dissolutions w/Children	127	123	142	137	118	120	100	97	109	105
Marriage Dissolutions w/o Children	200	178	174	192	195	192	169	190	171	173
Marriage Terminations w/Children	340	316	340	332	297	294	254	247	221	223
Marriage Terminations w/o Children	343	346	355	299	292	297	275	279	275	258
Parentage	0	0	0	0	0	0	0	0	0	0
Support - Enforce or Modify	270	273	530	477	428	416	398	457	468	651
U.I.F.S.A.	0	0	0	0	0	0	0	0	0	0
Visitation - Enforce or Modify	52	52	62	64	54	58	71	65	78	67
All Case Types	2,456	2,536	2,944	3,000	2,668	2,835	2,647	2,680	2,698	2,949

Table 3c. Juvenile Cases, Incoming Cases Per Judge, 2016 to 2025

Case Type	2016	2017	2018	2019	2020	2021	2022	2023	2024	2025
Abuse, Neglect or Dependency	438	513	405	424	394	642	463	690	763	584
Adult Cases	190	270	81	93	77	117	88	91	72	66
All Others	38	41	30	34	24	24	42	56	45	24
Custody/Visitation	1,048	1,575	1,457	1,474	1,148	1,519	1,620	1,397	1,496	1,353
Delinquency	1,257	1,303	1,013	913	644	563	675	964	656	721
Parentage	249	310	195	228	175	176	190	178	195	178
Permanent Custody	84	84	114	92	61	83	76	70	70	75
Support - Enforce or Modify	2,093	2,738	2,023	2,473	1,049	965	1,293	1,842	1,859	1,848
Traffic	760	766	735	666	472	572	505	508	520	516
U.I.F.S.A.	77	286	60	104	60	72	77	53	59	78
Unruly	189	224	142	121	84	68	113	98	77	96
All Case Types	6,420	8,107	6,252	6,619	4,185	4,798	5,140	5,945	5,809	5,537

Montgomery County

Table 3d. Probate Cases, Incoming Cases Per Judge, 2016 to 2025

Case Type	2016	2017	2018	2019	2020	2021	2022	2023	2024	2025
Adoptions	136	167	166	165	157	169	156	153	161	178
Birth Records	29	52	51	48	34	49	45	38	38	66
Change of Name	307	252	294	305	261	362	359	405	416	443
Civil Actions	105	102	98	122	92	94	107	123	125	116
Civil Commitments	493	407	395	371	500	453	378	596	869	833
Conservatorships	2	1	1	0	2	0	0	0	0	0
Decedents' Estates	2,427	2,417	2,508	2,382	2,380	2,974	3,096	3,176	2,624	2,483
Guardianships of Adults	370	362	313	413	332	347	350	369	328	385
Guardianships of Minors	37	40	39	23	35	26	42	59	40	40
Minors' Settlements	36	50	48	45	56	66	58	57	68	91
Testamentary Trusts	21	19	8	14	14	5	13	17	24	10
Wrongful Death	0	0	0	0	0	0	0	0	0	0
All Case Types	3,963	3,869	3,921	3,888	3,863	4,545	4,604	4,993	4,693	4,645

Municipal and County Courts

There are currently seven limited jurisdiction trial courts in Montgomery County.

Table 4. Limited Jurisdiction Trial Courts, Historical Changes

Year	Dayton Municipal Court		Kettering Municipal Court		Miamisburg Municipal Court		Montgomery County Court		Montgomery Co. Municipal Court		Oakwood Municipal Court		Vandalia Municipal Court		Total Judges
	Judges	Filings	Judges	Filings	Judges	Filings	Judges	Filings	Judges	Filings	Judges	Filings	Judges	Filings	
1952	N/A	N/A	N/A	N/A	1 (pt)	nd	N/A	N/A	N/A	N/A	N/A	N/A	N/A	N/A	1
1954	N/A	N/A	N/A	N/A	1 (pt)	nd	N/A	N/A	N/A	N/A	1 (pt)	nd	N/A	N/A	2
1956	2 (ft)	nd	N/A	N/A	1 (pt)	nd	N/A	N/A	N/A	N/A	1 (pt)	nd	N/A	N/A	4
1958	2 (ft)	nd	N/A	N/A	1 (pt)	nd	5 (pt)	nd	N/A	N/A	1 (pt)	nd	N/A	N/A	9
1960	2 (ft)	nd	N/A	N/A	1 (pt)	nd	5 (pt)	nd	N/A	N/A	1 (pt)	nd	1 (ft)	nd	10
1972	2 (ft)	nd	1 (ft)	nd	1 (pt)	nd	5 (pt)	nd	N/A	N/A	1 (pt)	nd	1 (ft)	nd	11
1975	2 (ft)	6,982	1 (ft)	10,068	1 (pt)	6,931	5 (pt)	1,441	N/A	N/A	1 (pt)	3,604	1 (ft)	12,806	11
1976	2 (ft)	-	2 (ft)	3,570	1 (pt)	-	5 (pt)	-	N/A	N/A	1 (pt)	-	1 (ft)	-	12
1988	5 (ft)	-	2 (ft)	-	1 (pt)	-	5 (pt)	-	N/A	N/A	1 (pt)	-	1 (ft)	-	15
2010	5 (ft)	-	2 (ft)	-	1 (ft)	2,749	N/A	N/A	4 (ft)	2,162	1 (pt)	-	1 (ft)	-	14
2016	5 (ft)	-	2 (ft)	-	1 (ft)	-	N/A	N/A	3 (ft)	6,467	1 (pt)	-	1 (ft)	-	13
2017	5 (ft)	-	2 (ft)	-	1 (ft)	-	N/A	N/A	2 (ft)	6,623	1 (pt)	-	1 (ft)	-	12
2025	5 (ft)	4,207	2 (ft)	6,116	1 (ft)	8,288	N/A	N/A	2 (ft)	7,887	1 (pt)	1,387	1 (ft)	14,755	12

Note: Number of filings (incoming cases per judge) is shown where either (1) data for that court was first collected, (2) a new judgeship was added, or (3) when a part-time judgeship converted to full-time status. Years with no such changes are excluded from the table. "(pt)" and "(ft)" mean part-time and full-time, respectively and are only noted in the table for courts that had a part-time to full-time conversion. "nd" means no data available. "N/A" means not applicable because court did not exist. Current data (2025) are shown at the bottom of the table.

Montgomery County

Table 5. Limited Jurisdiction Trial Courts, Current Roster

Court	Judge	Current	Age at	Age Barred	Next Election	Election Type
		Term End	Next Term Start	From Seeking New Term		
Dayton MC	Gehres, Franklin W.	12/31/29	43	No	11/06/29	FTC: 01-01-2030
	Henderson, Carl S.	01/01/28	71	Yes	11/02/27	FTC: 01-02-2028
	Logan, Deirdre E.	01/02/30	68	No	11/06/29	FTC: 01-03-2030
	Roberts, Christopher D.	01/01/30	60	No	11/06/29	FTC: 01-02-2030
	Spells, Mia Wortham	01/02/28	72	Yes	11/02/27	FTC: 01-03-2028
Kettering MC	Campbell, Patricia Neal	12/31/31	62	No	11/04/31	FTC: 01-01-2032
	Long, James F.	12/31/29	70	Yes	11/06/29	FTC: 01-01-2030
Miamisburg MC	Rettich, K. Alyse	12/31/29	39	No	11/06/29	FTC: 01-01-2030
Montgomery Co. MC	Cox, William	12/31/31	68	No	11/04/31	FTC: 01-01-2032
	Myers, Brandon S.	01/01/32	41	No	11/04/31	FTC: 01-02-2032
Oakwood MC	Stitsinger, Mary L.	12/31/31	56	No	11/04/31	FTC: 01-01-2032
Vandalia MC	Amrhein, Nicole M.	12/31/31	45	No	11/04/31	FTC: 01-01-2032

Note: "FTC" means Full Term Commencing [date].

Table 6a. Dayton Municipal Court, Incoming Cases Per Judge, 2016 to 2025

Case Type	2016	2017	2018	2019	2020	2021	2022	2023	2024	2025
Contracts	600	669	823	950	634	600	559	573	715	847
F.E.D. (Evictions)	517	531	546	539	340	442	594	615	570	557
Other Civil	41	49	47	49	50	58	68	63	60	70
Pers. Inj./Prop. Damage	30	24	26	24	18	20	17	18	9	7
Small Claims	62	98	86	67	51	58	57	67	47	51
All Civil Case Types	1,250	1,372	1,528	1,629	1,093	1,178	1,295	1,336	1,401	1,532
Felonies	210	218	248	216	182	174	139	123	117	112
Misdemeanors	2,293	2,239	2,028	1,645	1,040	1,159	1,257	1,270	1,121	1,101
All Criminal Case Types	2,504	2,458	2,275	1,861	1,221	1,334	1,396	1,393	1,237	1,213
O.V.I.	108	141	115	117	91	143	94	119	126	130
Other Traffic	3,047	2,889	2,727	2,272	1,971	2,556	1,833	1,596	1,615	1,332
All Traffic Case Types	3,155	3,030	2,841	2,389	2,062	2,698	1,927	1,715	1,741	1,461
All Case Types	6,909	6,859	6,645	5,880	4,376	5,210	4,618	4,443	4,380	4,207

Table 6b. Kettering Municipal Court, Incoming Cases Per Judge, 2016 to 2025

Case Type	2016	2017	2018	2019	2020	2021	2022	2023	2024	2025
Contracts	420	606	713	882	657	651	659	679	993	1,191
F.E.D. (Evictions)	106	247	257	320	186	231	346	325	283	291
Other Civil	93	74	65	27	11	20	26	28	32	21
Pers. Inj./Prop. Damage	20	21	22	19	11	14	14	9	8	9
Small Claims	87	103	93	61	58	56	73	69	73	52
All Civil Case Types	725	1,050	1,149	1,308	921	970	1,116	1,108	1,388	1,562
Felonies	93	92	83	70	60	71	51	64	60	49
Misdemeanors	1,574	1,679	1,351	1,221	858	1,077	1,013	1,050	1,241	1,095
All Criminal Case Types	1,667	1,771	1,433	1,291	918	1,148	1,063	1,114	1,300	1,144
O.V.I.	240	206	166	158	120	175	183	144	179	225
Other Traffic	5,283	4,859	4,450	3,582	2,226	3,324	3,826	3,245	3,544	3,186
All Traffic Case Types	5,523	5,065	4,615	3,740	2,346	3,499	4,008	3,388	3,723	3,411
All Case Types	7,914	7,886	7,197	6,338	4,185	5,616	6,187	5,610	6,411	6,116

Montgomery County

Table 6c. Miamisburg Municipal Court, Incoming Cases Per Judge, 2016 to 2025

Case Type	2016	2017	2018	2019	2020	2021	2022	2023	2024	2025
Contracts	835	1,086	1,231	1,460	976	1,036	1,048	1,094	1,562	1,928
F.E.D. (Evictions)	656	666	576	659	403	493	703	663	682	759
Other Civil	207	166	186	81	39	41	26	28	35	52
Pers. Inj./Prop. Damage	53	40	30	30	30	33	25	22	17	16
Small Claims	107	116	98	98	88	65	71	80	79	67
All Civil Case Types	1,858	2,074	2,121	2,328	1,536	1,668	1,873	1,887	2,375	2,822
Felonies	183	163	186	159	177	119	85	101	114	126
Misdemeanors	3,240	3,154	3,089	2,640	2,283	2,210	1,927	1,601	1,342	1,218
All Criminal Case Types	3,423	3,317	3,275	2,799	2,460	2,329	2,012	1,702	1,456	1,344
O.V.I.	574	438	485	507	441	431	347	325	243	272
Other Traffic	7,411	6,777	6,673	6,565	4,873	4,922	4,797	3,533	3,074	3,850
All Traffic Case Types	7,985	7,215	7,158	7,072	5,314	5,353	5,144	3,858	3,317	4,122
All Case Types	13,266	12,606	12,554	12,199	9,310	9,350	9,029	7,447	7,148	8,288

Table 6d. Montgomery County Municipal Court, Incoming Cases Per Judge, 2016 to 2025

Case Type	2016	2017	2018	2019	2020	2021	2022	2023	2024	2025
Contracts	432	621	1,069	1,268	913	967	923	894	1,296	1,754
F.E.D. (Evictions)	499	584	655	522	366	466	673	659	630	661
Other Civil	19	23	27	23	24	25	29	26	37	42
Pers. Inj./Prop. Damage	12	12	26	14	18	16	14	12	7	6
Small Claims	35	43	62	65	36	45	49	49	52	57
All Civil Case Types	997	1,283	1,838	1,891	1,356	1,518	1,686	1,638	2,021	2,520
Felonies	92	87	138	130	115	109	92	98	108	96
Misdemeanors	1,659	1,734	2,058	1,739	1,636	1,518	1,560	1,389	1,350	1,286
All Criminal Case Types	1,751	1,821	2,196	1,869	1,750	1,627	1,652	1,486	1,457	1,382
O.V.I.	134	137	189	187	195	212	203	167	177	197
Other Traffic	3,586	3,382	4,544	4,576	3,727	4,377	4,197	3,204	3,533	3,789
All Traffic Case Types	3,719	3,519	4,733	4,763	3,922	4,589	4,400	3,371	3,710	3,986
All Case Types	6,467	6,623	8,766	8,522	7,028	7,733	7,737	6,495	7,188	7,887

Table 6e. Oakwood Municipal Court, Incoming Cases Per Judge, 2016 to 2025

Case Type	2016	2017	2018	2019	2020	2021	2022	2023	2024	2025
Contracts	27	54	70	72	67	42	39	45	59	82
F.E.D. (Evictions)	4	6	6	5	3	3	10	4	5	3
Other Civil	10	1	5	9	2	5	4	3	3	2
Pers. Inj./Prop. Damage	1	0	2	0	0	1	1	2	2	0
Small Claims	4	46	14	28	8	5	5	4	8	26
All Civil Case Types	46	107	97	114	80	56	59	58	77	113
Felonies	6	3	10	3	0	4	7	5	0	2
Misdemeanors	104	88	127	113	84	97	72	82	77	103
All Criminal Case Types	110	91	137	116	84	101	79	87	77	105
O.V.I.	11	16	12	16	10	14	11	19	15	13
Other Traffic	1,531	1,545	1,360	1,627	1,056	1,211	1,089	1,084	1,068	1,156
All Traffic Case Types	1,542	1,561	1,372	1,643	1,066	1,225	1,100	1,103	1,083	1,169
All Case Types	1,698	1,759	1,606	1,873	1,230	1,382	1,238	1,248	1,237	1,387

Montgomery County

Table 6f. Vandalia Municipal Court, Incoming Cases Per Judge, 2016 to 2025

Case Type	2016	2017	2018	2019	2020	2021	2022	2023	2024	2025
Contracts	710	895	1,090	1,661	1,687	1,459	1,360	1,297	1,953	2,371
F.E.D. (Evictions)	762	766	747	719	584	649	919	910	850	926
Other Civil	162	164	151	134	119	101	125	89	101	110
Pers. Inj./Prop. Damage	31	31	35	33	40	32	17	35	15	15
Small Claims	144	147	123	97	121	95	84	109	102	102
All Civil Case Types	1,809	2,003	2,146	2,644	2,551	2,336	2,505	2,440	3,021	3,524
Felonies	290	251	228	192	202	182	197	184	214	211
Misdemeanors	3,273	3,466	3,184	3,402	3,180	3,238	3,181	3,008	2,928	2,524
All Criminal Case Types	3,563	3,717	3,412	3,594	3,382	3,420	3,378	3,192	3,142	2,735
O.V.I.	913	891	715	598	467	498	346	440	418	527
Other Traffic	12,428	12,466	12,197	12,443	8,923	8,945	8,007	7,312	7,239	7,969
All Traffic Case Types	13,341	13,357	12,912	13,041	9,390	9,443	8,353	7,752	7,657	8,496
All Case Types	18,713	19,077	18,470	19,279	15,323	15,199	14,236	13,384	13,820	14,755

Magistrate History

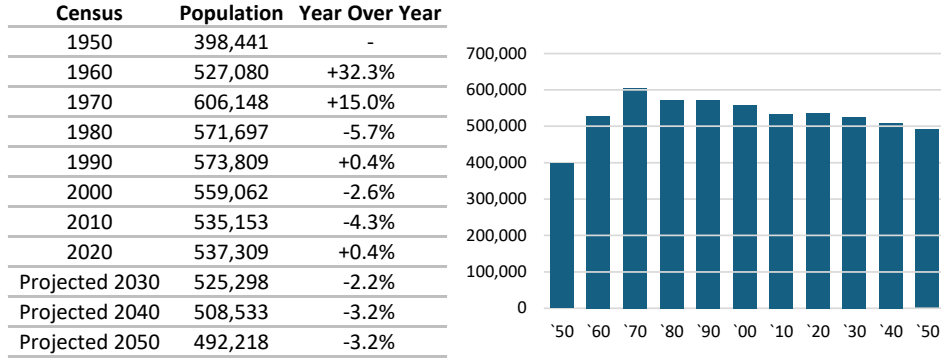
Table 7. Number of Magistrates

Year	Court of Common Pleas				Dayton Municipal Court	Kettering Municipal Court	Miamisburg Municipal Court	Montgomery Co. Municipal Court	Oakwood Municipal Court	Vandalia Municipal Court
	Domestic Relations Division	General Division	Juvenile Division	Probate Division						
1996	10	3	13	4	3	1	1	0	0	3
1997	10	3	13	4	3	1	1	0	0	3
1998	11	3	13	5	3	1	1	0	0	3
1999	10	3	16	5	5	1	2	0	0	2
2000	10	3	16	6	4	1	2	0	0	3
2001	10	3	18	4	4	1	2	0	0	3
2002	10	3	16	4	3	1	2	0	0	3
2003	10	3	15	5	4	1	2	0	0	3
2004	9	4	16	4	6	1	2	0	0	2
2005	9	3	19	5	5	1	2	0	0	2
2006	9	3	17	4	4	1	2	0	0	2
2007	9	5	17	4	4	1	2	0	0	2
2008	9	3	17	5	6	1	2	0	0	3
2009	9	3	16	4	7	2	2	0	0	3
2010	9	3	14	4	7	2	2	0	0	3
2011	10	3	11	4	8	2	1	0	0	3
2012	9	3	11	4	8	2	1	0	0	3
2013	8	2	13	4	11	2	1	0	0	3
2014	8	2	11	4	13	3	2	0	0	5
2015	10	2	12	4	14	2	1	0	0	5
2016	10	2	12	5	12	2	1	1	0	5
2017	10	1	11	5	9	2	1	1	0	5
2018	11	1	11	5	10	2	2	2	0	4
2019	11	1	12	4	10	2	2	1	0	2
2020	10	1	13	4	10	1	1	2	0	2
2021	9	3	10	7	10	1	1	1	0	2
2022	11	2	11	6	11	1	1	1	0	4
2023	9	2	13	5	19	1	1	1	0	4
2024	11	2	12	5	14	1	1	1	0	3
2025	11	2	13	6	14	1	1	1	0	3

Montgomery County

County Population

Figure 1. County Population Trend



Note: Projections from Ohio Department of Development, Office of Research, County Trends Reports



Morgan County

Court of Common Pleas

The Morgan County Court of Common Pleas has no divisions. The sole judgeship in the court has jurisdiction over all subject matter heard in the courts of common pleas, including civil, criminal, domestic relations, juvenile, and probate matters. The court has consisted of a single judgeship since its inception.

Table 1. Court of Common Pleas, Historical Changes

Year	Configuration	Judges	Filings				Total Judges
			Gen.	DR	Prob.	Juv.	
1953	Gen/DR/Prob/Juv	1	nd	nd	nd	nd	1
1960	Gen/DR/Prob/Juv	1	71	28	nd	nd	1
1972	Gen/DR/Prob/Juv	1	-	-	nd	57	1
1974	Gen/DR/Prob/Juv	1	-	-	186	-	1
2025	Gen/DR/Prob/Juv	1	512	285	201	529	1

Note: Number of filings (incoming cases *per judge*) is shown where either (1) data for that subject matter was first collected, (2) a new judgeship was added, or (3) the divisional configuration of the court was changed. Years with no such changes are excluded from the table. "nd" means no data available. "n/a" means not applicable because division type did not exist. Current data (2025) are shown at the bottom of the table. Probate courts did not become part of the courts of common pleas until 1970.

Table 2. Court of Common Pleas, Current Roster

Court	Judge	Current	Age at	Age Barred	Next Election	Election Type
		Term End	Next Term Start	From Seeking New Term		
Morgan Co. CP	Wells, John A.	02/08/27	58	No	11/03/26	FTC: 02-09-2027

Note: "FTC" means Full Term Commencing [date].

Table 3a. Civil and Criminal Cases, Incoming Cases Per Judge, 2016 to 2025

Case Type	2016	2017	2018	2019	2020	2021	2022	2023	2024	2025
Administrative Appeals	0	0	2	3	4	1	0	2	3	1
Complex Litigation	0	0	1	0	0	0	0	0	0	0
Foreclosures	30	26	30	25	33	13	8	13	21	13
Other Civil	95	124	146	122	132	106	119	120	160	148
Other Torts	2	7	5	8	3	7	8	6	6	3
Product Liability	0	0	0	0	0	0	0	0	0	0
Professional Tort	0	0	0	1	0	1	1	3	2	2
Workers' Compensation	1	1	0	0	0	3	4	2	0	0
All Civil Case Types	128	158	184	159	172	131	140	146	192	167
Criminal	60	43	73	83	77	60	65	109	128	66
All Case Types	188	201	257	242	249	191	205	255	320	233

Morgan County

Table 3b. Domestic Relations Cases, Incoming Cases Per Judge, 2016 to 2025

Case Type	2016	2017	2018	2019	2020	2021	2022	2023	2024	2025
All Others	13	20	14	11	10	4	3	2	1	0
Change of Custody	9	6	5	2	8	5	2	3	1	1
Domestic Violence	24	31	31	2	11	3	1	0	0	0
Marriage Dissolutions w/Children	9	12	18	15	16	8	7	11	14	12
Marriage Dissolutions w/o Children	16	21	16	21	13	15	6	12	9	11
Marriage Terminations w/Children	32	24	27	19	26	9	10	17	16	8
Marriage Terminations w/o Children	13	10	24	23	18	14	14	17	18	10
Parentage	0	0	0	0	0	0	0	0	0	0
Support - Enforce or Modify	81	91	99	70	122	34	18	25	7	2
U.I.F.S.A.	0	0	0	1	1	1	1	0	1	0
Visitation - Enforce or Modify	8	6	5	6	19	11	1	1	2	3
All Case Types	205	221	239	170	244	104	63	88	69	47

Table 3c. Juvenile Cases, Incoming Cases Per Judge, 2016 to 2025

Case Type	2016	2017	2018	2019	2020	2021	2022	2023	2024	2025
Abuse, Neglect or Dependency	18	6	12	15	12	6	8	4	24	9
Adult Cases	0	5	1	0	0	0	0	6	0	0
All Others	3	1	1	0	0	1	0	1	0	3
Custody/Visitation	49	53	40	21	54	48	15	15	23	24
Delinquency	75	52	74	67	56	34	19	12	23	21
Parentage	12	20	44	4	82	57	3	2	0	1
Permanent Custody	0	1	0	0	0	0	0	0	0	0
Support - Enforce or Modify	353	283	289	36	285	225	21	29	43	30
Traffic	36	44	58	41	34	14	28	32	17	16
U.I.F.S.A.	5	13	15	2	22	8	0	3	1	0
Unruly	32	37	26	0	0	0	0	5	27	6
All Case Types	583	515	560	186	545	393	94	109	158	110

Table 3d. Probate Cases, Incoming Cases Per Judge, 2016 to 2025

Case Type	2016	2017	2018	2019	2020	2021	2022	2023	2024	2025
Adoptions	9	7	4	5	3	9	3	5	7	10
Birth Records	5	2	2	8	4	5	0	0	0	3
Change of Name	6	5	7	7	10	5	10	8	12	7
Civil Actions	3	3	3	1	3	3	3	2	2	1
Civil Commitments	3	4	1	1	1	1	1	0	1	0
Conservatorships	0	0	0	0	0	0	0	0	0	0
Decedents' Estates	89	81	116	115	80	116	109	101	118	100
Guardianships of Adults	12	8	13	8	11	7	10	6	15	5
Guardianships of Minors	16	23	17	5	8	0	2	17	3	5
Minors' Settlements	0	1	0	2	1	1	1	0	0	5
Testamentary Trusts	0	0	0	0	0	0	0	0	0	0
Wrongful Death	0	0	0	0	0	0	0	0	0	0
All Case Types	143	134	163	152	121	147	139	139	158	136

Morgan County

Municipal and County Courts

The Morgan County Court is the county’s sole limited jurisdiction trial court. It also consists of a single judgeship, and has done so since its inception on January 1, 1958, when the General Assembly first established county courts in counties with no municipal courts.

Table 4. Morgan County Court, Historical Changes

Year	Judges	Filings
1958	1 (ft)	nd
1975	1 (ft)	766
2025	1 (ft)	653

Note: Number of filings (incoming cases *per judge*) is shown where either (1) data for that court was first collected, (2) a new judgeship was added, or (3) a part-time judgeship (denoted as "(pt)") was converted to full-time status (denoted as "(ft)"). Years with no such changes are excluded from the table. "nd" means no data available. "N/A" means not applicable because court did not exist. Current data (2025) are shown at the bottom of the table.

Table 5. Morgan County Court, Current Roster

Court	Judge	Current	Age at	Age Barred	Next Election	Election Type
		Term End	Next Term Start	From Seeking New Term		
Morgan CC	Lowe, Michael D.	12/31/30	71	Yes	11/05/30	FTC: 01-01-2031

Note: "FTC" means Full Term Commencing [date].

Table 6. Morgan County Court, Incoming Cases Per Judge, 2016 to 2025

Case Type	2016	2017	2018	2019	2020	2021	2022	2023	2024	2025
Contracts	63	60	70	110	65	50	49	70	92	90
F.E.D. (Evictions)	38	47	36	57	12	13	26	24	30	28
Other Civil	2	0	0	4	2	4	1	2	5	3
Pers. Inj./Prop. Damage	0	2	1	1	2	1	0	1	0	0
Small Claims	9	10	11	5	4	6	11	8	10	11
All Civil Case Types	112	119	118	177	85	74	87	105	137	132
Felonies	12	25	21	10	15	11	8	17	9	13
Misdemeanors	240	281	373	382	222	176	187	243	191	194
All Criminal Case Types	252	306	394	392	237	187	195	260	200	207
O.V.I.	36	68	57	36	30	25	26	20	27	33
Other Traffic	340	609	604	474	308	369	197	202	228	281
All Traffic Case Types	376	677	661	510	338	394	223	222	255	314
All Case Types	740	1,102	1,173	1,079	660	655	505	587	592	653

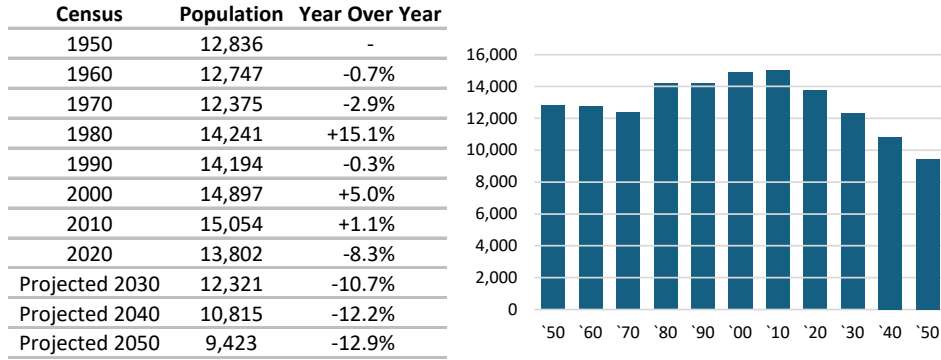
Magistrate History

None.

Morgan County

County Population

Figure 1. County Population Trend



Note: Projections from Ohio Department of Development, Office of Research, County Trends Reports

Morrow County

Court of Common Pleas

The Morrow County Court of Common Pleas has had no divisions since its inception. The two judgeships in the court have jurisdiction over all subject matter heard in the courts of common pleas, including civil, criminal, domestic relations, juvenile, and probate matters. In 2007, the General Assembly added one judgeship to the court.

Table 1. Court of Common Pleas, Historical Changes

Year	Configuration	Judge	Filings			Total Judges
			Gen.	DR	Prob.	
1957	Gen/DR/Prob/Juv	1	nd	nd	nd	1
1960	Gen/DR/Prob/Juv	1	100	52	nd	1
1972	Gen/DR/Prob/Juv	1	-	-	nd	306
1974	Gen/DR/Prob/Juv	1	-	-	254	1
2007	Gen/DR/Prob/Juv	2	528	237	119	639
2025	Gen/DR/Prob/Juv	2	159	95	96	174

Note: Number of filings (incoming cases *per judge*) is shown where either (1) data for that subject matter was first collected, (2) a new judgeship was added, or (3) the divisional configuration of the court was changed. Years with no such changes are excluded from the table. "nd" means no data available. "n/a" means not applicable because division type did not exist. Current data (2025) are shown at the bottom of the table. Probate courts did not become part of the courts of common pleas until 1970.

Table 2. Court of Common Pleas, Current Roster

Court	Judge	Current	Age at	Age Barred	Next Election	Election Type
		Term End	Next Term Start	From Seeking New Term		
Morrow Co. CP	Elkin, Tom C.	12/31/28	70	Yes	11/07/28	FTC: 01-01-2029
	Hickson, Robert C.	12/31/30	75	Yes	11/05/30	FTC: 01-01-2031

Note: "FTC" means Full Term Commencing [date].

Table 3a. Civil and Criminal Cases, Incoming Cases Per Judge, 2016 to 2025

Case Type	2016	2017	2018	2019	2020	2021	2022	2023	2024	2025
Administrative Appeals	0	0	0	1	1	0	0	2	1	1
Complex Litigation	3	2	6	1	1	0	0	0	0	1
Foreclosures	75	81	137	141	52	48	69	57	57	49
Other Civil	35	46	64	59	34	30	25	40	51	64
Other Torts	0	0	1	2	8	9	15	13	9	7
Product Liability	0	0	0	0	0	0	0	0	0	0
Professional Tort	0	0	0	0	0	0	0	0	0	0
Workers' Compensation	5	8	9	6	4	6	5	3	4	5
All Civil Case Types	117	136	216	208	99	92	114	114	121	125
Criminal	132	173	212	210	156	179	168	128	46	34
All Case Types	249	309	428	418	254	271	281	242	167	159

Morrow County

Table 3b. Domestic Relations Cases, Incoming Cases Per Judge, 2016 to 2025

Case Type	2016	2017	2018	2019	2020	2021	2022	2023	2024	2025
All Others	0	0	0	0	1	1	0	1	0	1
Change of Custody	0	0	0	0	0	0	0	0	0	3
Domestic Violence	18	11	14	9	16	13	18	9	34	30
Marriage Dissolutions w/Children	10	12	6	13	17	12	11	7	13	12
Marriage Dissolutions w/o Children	16	21	15	16	16	18	12	14	20	12
Marriage Terminations w/Children	17	18	18	19	19	22	13	16	14	24
Marriage Terminations w/o Children	20	17	17	17	16	16	17	16	16	14
Parentage	0	0	0	0	0	1	0	0	0	0
Support - Enforce or Modify	0	1	0	1	8	11	0	0	0	1
U.I.F.S.A.	0	0	0	0	0	1	0	0	0	0
Visitation - Enforce or Modify	0	0	0	0	0	1	0	0	0	1
All Case Types	80	79	69	73	92	95	70	61	96	95

Table 3c. Juvenile Cases, Incoming Cases Per Judge, 2016 to 2025

Case Type	2016	2017	2018	2019	2020	2021	2022	2023	2024	2025
Abuse, Neglect or Dependency	15	22	23	21	22	25	12	13	6	8
Adult Cases	6	8	5	12	9	10	3	2	3	2
All Others	1	2	1	0	1	0	2	0	0	1
Custody/Visitation	14	15	16	19	7	12	16	8	7	12
Delinquency	42	71	66	49	36	31	53	52	35	39
Parentage	1	2	2	2	4	2	3	1	0	1
Permanent Custody	0	0	0	0	0	0	0	0	0	0
Support - Enforce or Modify	58	44	37	41	19	17	18	18	12	21
Traffic	120	93	98	102	79	77	88	69	96	74
U.I.F.S.A.	0	0	0	0	0	0	1	2	2	1
Unruly	29	36	21	23	8	25	28	15	15	7
All Case Types	283	291	268	268	183	197	222	178	174	165

Table 3d. Probate Cases, Incoming Cases Per Judge, 2016 to 2025

Case Type	2016	2017	2018	2019	2020	2021	2022	2023	2024	2025
Adoptions	7	5	6	10	6	9	7	5	7	4
Birth Records	2	6	0	5	2	0	0	3	1	0
Change of Name	12	14	5	8	7	10	8	10	7	8
Civil Actions	6	2	3	4	4	2	4	3	4	1
Civil Commitments	2	2	3	3	4	1	1	0	1	2
Conservatorships	0	1	0	0	0	0	0	0	0	0
Decedents' Estates	64	57	60	71	64	85	90	67	83	72
Guardianships of Adults	7	9	11	7	5	4	4	6	6	6
Guardianships of Minors	1	2	1	0	3	1	3	1	1	2
Minors' Settlements	2	1	5	1	3	1	3	5	0	2
Testamentary Trusts	1	2	1	4	3	1	1	1	0	1
Wrongful Death	0	1	0	0	0	0	0	1	1	1
All Case Types	102	98	94	110	99	111	120	99	109	96

Morrow County

Municipal and County Courts

Morrow County Court was the county's sole limited jurisdiction court until its abolishment on December 31, 2002, when the Morrow County Municipal Court was established in its place, effective January 1, 2003. Prior to 2006, the Morrow County Municipal Court judgeship was part-time. It became a full-time judgeship in 2006.

Table 4. Limited Jurisdiction Trial Courts, Historical Changes

Year	Morrow County Court		Morrow County Municipal Court		Total Judges
	Judges	Filings	Judges	Filings	
1953	1 (pt)	nd	N/A	N/A	1
2003	N/A	N/A	1 (pt)	11,120	1
2006	N/A	N/A	1 (ft)	11,953	1
2025	N/A	N/A	1 (ft)	8,946	1

Note: Number of filings (incoming cases *per judge*) is shown where either (1) data for that court was first collected, (2) a new judgeship was added, or (3) a part-time judgeship (denoted as "(pt)") was converted to full-time status (denoted as "(ft)"). Years with no such changes are excluded from the table. "nd" means no data available. "N/A" means not applicable because court did not exist. Current data (2025) are shown at the bottom of the table.

Table 5. Morrow County Municipal Court, Current Roster

Court	Judge	Current	Age at	Age Barred	Next Election	Election Type
		Term End	Next Term Start	From Seeking New Term		
Morrow Co. MC	Burnaugh, Jenifer Murphy	12/31/29	55	No	11/06/29	FTC: 01-01-2030

Note: "FTC" means Full Term Commencing [date].

Table 6. Morrow County Municipal Court, Incoming Cases Per Judge, 2016 to 2025

Case Type	2016	2017	2018	2019	2020	2021	2022	2023	2024	2025
Contracts	274	413	506	585	455	501	438	495	748	926
F.E.D. (Evictions)	79	78	111	81	63	52	79	61	59	69
Other Civil	14	28	19	15	15	13	7	7	10	5
Pers. Inj./Prop. Damage	16	5	5	2	6	4	6	6	11	7
Small Claims	109	99	78	112	54	71	25	49	48	40
All Civil Case Types	492	623	719	795	593	641	555	618	876	1,047
Felonies	41	58	57	70	50	46	32	41	41	52
Misdemeanors	534	802	621	590	569	469	472	482	404	363
All Criminal Case Types	575	860	678	660	619	515	504	523	445	415
O.V.I.	214	277	264	202	233	268	232	271	250	327
Other Traffic	9,837	10,691	10,512	8,569	5,970	6,975	5,751	5,549	6,776	7,157
All Traffic Case Types	10,051	10,968	10,776	8,771	6,203	7,243	5,983	5,820	7,026	7,484
All Case Types	11,118	12,451	12,173	10,226	7,415	8,399	7,042	6,961	8,347	8,946

Morrow County

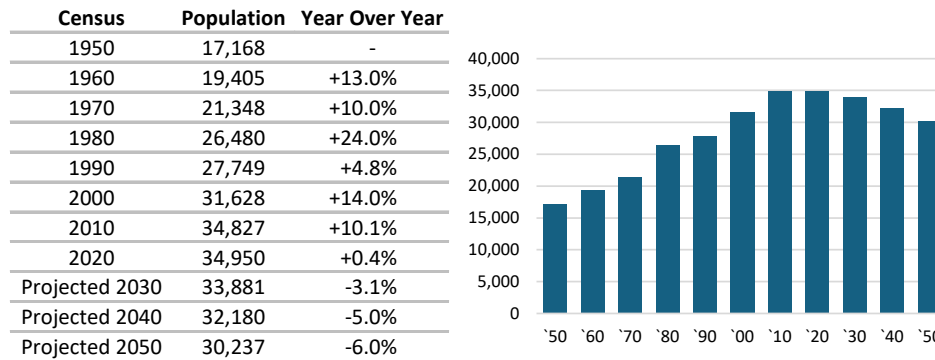
Magistrate History

Table 7. Number of Magistrates

Year	Court of Common Pleas	Morrow County Municipal Court
1996	0	0
1997	0	0
1998	0	1
1999	1	1
2000	2	0
2001	2	0
2002	2	0
2003	2	1
2004	2	1
2005	2	2
2006	2	2
2007	2	2
2008	2	2
2009	2	2
2010	3	2
2011	2	1
2012	3	1
2013	2	1
2014	2	1
2015	2	1
2016	2	1
2017	1	1
2018	1	1
2019	2	1
2020	2	1
2021	3	2
2022	2	1
2023	2	1
2024	2	1
2025	2	1

County Population

Figure 1. County Population Trend



Note: Projections from Ohio Department of Development, Office of Research, County Trends Reports

Muskingum County

Court of Common Pleas

The Muskingum County Court of Common Pleas currently consists of three divisions: a General Division with two judgeships, a combined Probate and Juvenile Division with one judgeship, and a Domestic Relations Division with one judgeship.

Table 1. Court of Common Pleas, Historical Changes

Year	Configuration	Divisional Configuration										Total Judges
		General and DR			General Only		Probate and Juvenile			DR Only		
		Judges	Filings		Judges	Filings	Judges	Filings		Judges	Filings	
1955	Gen/DR + Prob/Juv	1	nd	nd	N/A	N/A	1	nd	nd	N/A	N/A	2
1960	Gen/DR + Prob/Juv	1	289	208	N/A	N/A	1	nd	nd	N/A	N/A	2
1969	Gen/DR + Prob/Juv	2	955	508	N/A	N/A	1	nd	nd	N/A	N/A	3
1972	Gen/DR + Prob/Juv	2	-	-	N/A	N/A	1	nd	1,878	N/A	N/A	3
1974	Gen + Prob/Juv	2	-	-	N/A	N/A	1	972	-	N/A	N/A	3
2003	Gen + Prob/Juv + DR	N/A	N/A	N/A	2	610	1	686	2,236	1	3,473	4
2025	Gen + Prob/Juv + DR	N/A	N/A	N/A	2	783	1	706	1,570	1	1,353	4

Note: Number of filings (incoming cases per judge) is shown where either (1) data for that subject matter was first collected, (2) a new judgeship was added, or (3) the divisional configuration of the court was changed. Years with no such changes are excluded from the table. "nd" means no data available. Current data (2025) are shown at the bottom of the table. Probate courts did not become part of the courts of common pleas until 1970.

Table 2. Court of Common Pleas, Current Roster

Division	Judge	Current	Age at	Age Barred	Next	
		Term End	Next Term Start	From Seeking New Term	Election	Election Type
Domestic Relations	Kalis, Maria N.	01/01/27	53	No	11/03/26	FTC: 01-02-2027
General	Anderson, Gerald V.	12/31/26	40	No	11/03/26	FTC: 01-01-2027
	Cottrill, Kelly J.	08/08/29	73	Yes	11/07/28	FTC: 08-09-2029
Probate/Juvenile	Martin, Eric D.	02/08/27	57	No	11/03/26	FTC: 02-09-2027

Note: "FTC" means Full Term Commencing [date].

Table 3a. Civil and Criminal Cases, Incoming Cases Per Judge, 2016 to 2025

Case Type	2016	2017	2018	2019	2020	2021	2022	2023	2024	2025
Administrative Appeals	1	2	2	1	2	1	2	1	2	1
Complex Litigation	0	0	0	0	0	0	0	0	0	1
Foreclosures	137	142	134	113	79	66	114	86	98	128
Other Civil	65	61	71	77	78	71	67	95	127	206
Other Torts	38	44	34	38	37	34	32	24	26	25
Product Liability	1	0	1	0	0	0	0	0	1	0
Professional Tort	4	5	3	1	2	1	3	1	3	3
Workers' Compensation	8	14	10	15	11	9	10	10	9	12
All Civil Case Types	253	265	253	244	208	181	226	216	265	375
Criminal	215	252	399	376	314	376	343	433	467	408
All Case Types	468	517	652	619	522	557	568	649	731	783

Muskingum County

Table 3b. Domestic Relations Cases, Incoming Cases Per Judge, 2016 to 2025

Case Type	2016	2017	2018	2019	2020	2021	2022	2023	2024	2025
All Others	61	66	61	49	52	37	56	46	46	75
Change of Custody	245	243	247	235	204	238	209	217	211	244
Domestic Violence	170	178	169	136	194	140	160	173	194	138
Marriage Dissolutions w/Children	78	67	66	61	69	49	68	55	60	52
Marriage Dissolutions w/o Children	109	111	117	107	88	101	86	111	99	95
Marriage Terminations w/Children	131	121	93	121	88	117	93	92	80	101
Marriage Terminations w/o Children	99	123	108	117	121	112	102	127	94	121
Parentage	13	16	10	5	4	7	13	12	29	20
Support - Enforce or Modify	1,712	1,515	1,201	1,124	683	512	527	602	514	457
U.I.F.S.A.	15	13	14	11	12	10	11	6	1	6
Visitation - Enforce or Modify	87	84	61	64	55	55	52	63	62	44
All Case Types	2,720	2,537	2,147	2,030	1,570	1,378	1,377	1,504	1,390	1,353

Table 3c. Juvenile Cases, Incoming Cases Per Judge, 2016 to 2025

Case Type	2016	2017	2018	2019	2020	2021	2022	2023	2024	2025
Abuse, Neglect or Dependency	202	257	252	245	247	325	270	165	189	179
Adult Cases	223	263	257	282	185	265	327	245	224	206
All Others	55	35	45	25	15	10	14	29	9	5
Custody/Visitation	48	22	4	3	1	6	7	16	20	5
Delinquency	583	352	389	398	328	486	581	580	527	324
Parentage	0	0	0	0	0	0	0	0	0	0
Permanent Custody	7	2	26	11	0	9	10	12	19	23
Support - Enforce or Modify	193	166	129	58	10	38	129	94	113	208
Traffic	433	430	434	368	320	463	543	481	388	403
U.I.F.S.A.	0	0	0	0	0	0	0	0	0	0
Unruly	284	368	344	340	257	292	351	305	228	217
All Case Types	2,028	1,895	1,880	1,730	1,363	1,894	2,232	1,927	1,717	1,570

Table 3d. Probate Cases, Incoming Cases Per Judge, 2016 to 2025

Case Type	2016	2017	2018	2019	2020	2021	2022	2023	2024	2025
Adoptions	41	41	39	54	52	62	38	41	34	54
Birth Records	1	5	2	5	8	11	9	8	2	5
Change of Name	31	37	59	63	34	54	59	55	60	73
Civil Actions	10	11	7	18	10	6	17	13	7	8
Civil Commitments	52	61	48	33	19	47	38	38	41	37
Conservatorships	0	0	0	0	0	0	1	0	0	0
Decedents' Estates	453	421	440	426	432	484	489	504	469	463
Guardianships of Adults	40	41	44	36	32	45	48	47	40	50
Guardianships of Minors	3	3	6	3	2	5	4	8	8	2
Minors' Settlements	9	11	9	13	5	3	7	7	6	11
Testamentary Trusts	4	7	5	5	4	3	1	7	0	3
Wrongful Death	0	0	0	0	0	0	0	0	0	0
All Case Types	644	638	659	656	598	720	711	728	667	706

Muskingum County

Municipal and County Courts

Currently, there are two limited jurisdiction trial courts in Muskingum County: Muskingum County Court with two part-time judgeships and Zanesville Municipal Court with one full-time judgeship.

Table 4. Limited Jurisdiction Trial Courts, Historical Changes

Year	Muskingum County Court		Zanesville Municipal Court		Total Judges
	Judges	Filings	Judges	Filings	
1958	2 (pt)	nd	1 (ft)	nd	3
1975	2 (pt)	6,785	1 (ft)	4,636	3
2025	2 (pt)	3,694	1 (ft)	7,236	3

Note: Number of filings (incoming cases *per judge*) is shown where either (1) data for that court was first collected, (2) a new judgeship was added, or (3) a part-time judgeship (denoted as "(pt)") was converted to full-time status (denoted as "(ft)"). Years with no such changes are excluded from the table. "nd" means no data available. "N/A" means not applicable because court did not exist. Current data (2025) are shown at the bottom of the table.

Table 5. Limited Jurisdiction Trial Courts, Current Roster

Court	Judge	Current	Age at	Age Barred	Next	
		Term End	Next Term Start	From Seeking New Term	Election	Election Type
Muskingum CC	Rankin, Scott	12/31/30	61	No	11/05/30	FTC: 01-01-2031
	Vinsel, Jay F.	12/31/28	73	Yes	11/07/28	FTC: 01-01-2029
Zanesville MC	Joseph, W. Andrew	12/31/31	48	No	11/04/31	FTC: 01-01-2032

Note: "FTC" means Full Term Commencing [date].

Table 6a. Muskingum County Court, Incoming Cases Per Judge, 2016 to 2025

Case Type	2016	2017	2018	2019	2020	2021	2022	2023	2024	2025
Contracts	305	410	463	489	323	352	341	342	613	829
F.E.D. (Evictions)	92	99	91	94	73	74	71	74	90	82
Other Civil	9	22	25	26	12	10	10	8	20	13
Pers. Inj./Prop. Damage	5	8	3	5	7	7	9	9	3	6
Small Claims	32	46	39	34	34	15	21	27	23	21
All Civil Case Types	442	583	621	647	448	457	450	459	749	950
Felonies	65	74	73	75	82	78	92	99	108	104
Misdemeanors	609	531	438	411	287	337	338	375	358	351
All Criminal Case Types	674	605	511	486	369	415	430	474	466	455
O.V.I.	144	149	144	159	143	155	97	114	104	101
Other Traffic	3,866	3,583	3,751	3,906	2,648	3,299	3,059	2,480	2,384	2,189
All Traffic Case Types	4,010	3,732	3,895	4,064	2,791	3,453	3,156	2,593	2,488	2,289
All Case Types	5,125	4,920	5,026	5,196	3,607	4,325	4,035	3,525	3,702	3,694

Muskingum County

Table 6b. Zanesville Municipal Court, Incoming Cases Per Judge, 2016 to 2025

Case Type	2016	2017	2018	2019	2020	2021	2022	2023	2024	2025
Contracts	7	3	0	3	2	1	0	0	2	42
F.E.D. (Evictions)	382	352	354	298	248	252	306	269	257	240
Other Civil	426	542	613	752	539	484	535	641	850	1,052
Pers. Inj./Prop. Damage	22	17	26	31	19	22	26	26	17	17
Small Claims	96	136	111	237	69	121	96	63	71	81
All Civil Case Types	933	1,050	1,104	1,321	877	880	963	999	1,197	1,432
Felonies	80	109	198	161	143	185	187	170	214	188
Misdemeanors	2,054	1,934	1,759	1,789	1,475	1,507	1,350	1,403	1,447	1,439
All Criminal Case Types	2,134	2,043	1,957	1,950	1,618	1,692	1,537	1,573	1,661	1,627
O.V.I.	137	222	252	277	190	230	185	171	154	190
Other Traffic	3,059	2,963	2,856	2,972	2,314	2,462	2,557	2,555	2,682	3,987
All Traffic Case Types	3,196	3,185	3,108	3,249	2,504	2,692	2,742	2,726	2,836	4,177
All Case Types	6,263	6,278	6,169	6,520	4,999	5,264	5,242	5,298	5,694	7,236

Magistrate History

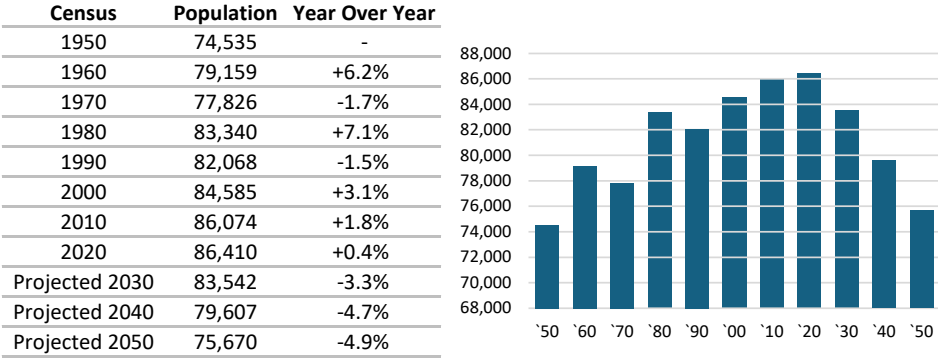
Table 7. Number of Magistrates

Year	Court of Common Pleas			Muskingum County Court	Zanesville Municipal Court
	Domestic Relations Division	General Division	Probate/Juvenile Division		
1996	1	1	2	0	0
1997	1	1	2	0	0
1998	1	1	2	0	0
1999	1	1	2	0	0
2000	1	1	2	0	0
2001	1	1	2	0	0
2002	1	1	2	0	0
2003	1	1	2	0	0
2004	1	1	2	0	0
2005	1	1	2	0	0
2006	1	2	2	0	0
2007	1	2	2	0	0
2008	1	1	2	0	0
2009	1	1	2	0	0
2010	1	1	2	0	0
2011	1	1	2	0	0
2012	1	0	2	0	0
2013	1	0	2	0	0
2014	1	0	5	0	0
2015	1	0	4	0	0
2016	1	0	4	0	0
2017	1	0	4	0	0
2018	1	0	4	0	0
2019	1	0	3	0	0
2020	2	0	3	0	0
2021	1	0	3	0	0
2022	2	0	3	0	0
2023	3	0	4	0	0
2024	4	0	4	0	0
2025	4	1	4	0	0

Muskingum County

County Population

Figure 1. County Population Trend



Note: Projections from Ohio Department of Development, Office of Research, County Trends Reports



Noble County

Court of Common Pleas

The Noble County Court of Common Pleas has no divisions. The sole judgeship in the court has jurisdiction over all subject matter heard in the courts of common pleas, including civil, criminal, domestic relations, juvenile, and probate matters. The court has consisted of a single judgeship since its inception.

Table 1. Court of Common Pleas, Historical Changes

Year	Configuration	Judge	Filings			Total Judges	
			Gen.	DR	Prob.		Juv.
1953	Gen/DR/Prob/Juv	1	nd	nd	nd	nd	1
1960	Gen/DR/Prob/Juv	1	72	21	nd	nd	1
1972	Gen/DR/Prob/Juv	1	-	-	nd	86	1
1974	Gen/DR/Prob/Juv	1	-	-	136	-	1
2025	Gen/DR/Prob/Juv	1	208	77	96	193	1

Note: Number of filings (incoming cases *per judge*) is shown where either (1) data for that subject matter was first collected, (2) a new judgeship was added, or (3) the divisional configuration of the court was changed. Years with no such changes are excluded from the table. "nd" means no data available. "n/a" means not applicable because division type did not exist. Current data (2025) are shown at the bottom of the table. Probate courts did not become part of the courts of common pleas until 1970.

Table 2. Court of Common Pleas, Current Roster

Court	Judge	Current	Age at	Age Barred	Next Election	Election Type
		Term End	Next Term Start	From Seeking New Term		
Noble Co. CP	Riddle, Kelly A.	04/17/27	49	No	11/03/26	FTC: 04-18-2027

Note: "FTC" means Full Term Commencing [date].

Table 3a. Civil and Criminal Cases, Incoming Cases Per Judge, 2016 to 2025

Case Type	2016	2017	2018	2019	2020	2021	2022	2023	2024	2025
Administrative Appeals	0	0	0	0	0	0	2	0	0	0
Complex Litigation	0	0	0	0	0	0	0	0	0	0
Foreclosures	18	25	15	13	4	4	6	12	25	10
Other Civil	59	57	80	46	61	38	41	27	55	40
Other Torts	4	3	5	4	4	4	2	1	5	3
Product Liability	0	0	0	0	0	0	0	0	0	1
Professional Tort	0	0	0	0	0	0	0	0	0	0
Workers' Compensation	1	1	1	1	1	0	0	2	4	6
All Civil Case Types	82	86	101	64	70	46	51	42	89	60
Criminal	126	114	118	94	95	59	77	102	172	148
All Case Types	208	200	219	158	165	105	128	144	261	208

Noble County

Table 3b. Domestic Relations Cases, Incoming Cases Per Judge, 2016 to 2025

Case Type	2016	2017	2018	2019	2020	2021	2022	2023	2024	2025
All Others	14	2	14	11	3	2	3	10	6	6
Change of Custody	2	5	6	2	2	7	4	3	5	3
Domestic Violence	8	14	8	6	4	6	0	2	1	5
Marriage Dissolutions w/Children	10	12	16	13	11	17	8	8	8	10
Marriage Dissolutions w/o Children	14	13	14	10	16	8	6	8	11	11
Marriage Terminations w/Children	21	19	18	18	8	6	7	3	9	16
Marriage Terminations w/o Children	10	17	15	15	8	14	15	8	7	13
Parentage	0	0	0	0	0	0	0	1	0	0
Support - Enforce or Modify	6	70	45	44	47	31	32	24	15	10
U.I.F.S.A.	0	2	1	0	1	0	0	1	0	1
Visitation - Enforce or Modify	0	2	1	3	1	2	0	3	2	2
All Case Types	85	156	138	122	101	93	75	71	64	77

Table 3c. Juvenile Cases, Incoming Cases Per Judge, 2016 to 2025

Case Type	2016	2017	2018	2019	2020	2021	2022	2023	2024	2025
Abuse, Neglect or Dependency	25	27	52	27	49	27	18	32	26	41
Adult Cases	4	4	0	4	0	2	7	10	5	16
All Others	3	0	0	0	0	0	2	1	3	0
Custody/Visitation	70	74	90	83	86	58	50	52	55	40
Delinquency	24	14	41	21	20	28	33	34	36	29
Parentage	3	2	1	3	3	5	3	1	2	2
Permanent Custody	0	0	0	0	0	0	0	0	0	0
Support - Enforce or Modify	23	29	23	27	26	17	20	25	23	21
Traffic	45	36	39	43	38	31	32	25	34	36
U.I.F.S.A.	0	0	0	0	0	0	0	0	0	0
Unruly	19	10	13	26	4	6	2	9	6	8
All Case Types	216	196	259	234	226	174	167	189	190	193

Table 3d. Probate Cases, Incoming Cases Per Judge, 2016 to 2025

Case Type	2016	2017	2018	2019	2020	2021	2022	2023	2024	2025
Adoptions	7	1	2	7	5	6	4	4	4	5
Birth Records	0	0	1	2	1	0	0	0	0	0
Change of Name	5	9	6	3	13	6	10	1	7	8
Civil Actions	3	1	1	1	2	1	2	2	1	1
Civil Commitments	1	1	2	3	3	0	2	2	1	0
Conservatorships	0	0	0	0	0	0	0	0	0	0
Decedents' Estates	63	80	48	59	62	64	71	82	62	72
Guardianships of Adults	8	5	3	1	3	3	5	3	6	7
Guardianships of Minors	0	1	0	2	0	0	0	1	0	0
Minors' Settlements	0	0	0	2	2	0	1	6	0	3
Testamentary Trusts	0	3	0	0	0	0	1	0	0	0
Wrongful Death	0	1	0	0	1	0	1	0	0	0
All Case Types	87	102	63	80	92	80	97	101	81	96

Noble County

Municipal and County Courts

The Noble County Court is the county’s sole limited jurisdiction trial court. It consists of a single part-time judgeship, and has done so since its inception on January 1, 1958, when the General Assembly first established county courts in counties with no municipal courts.

Table 4. Noble County Court, Historical Changes

Year	Judges	Filings
1958	1 (ft)	nd
1975	1 (ft)	937
2025	1 (ft)	1,490

Note: Number of filings (incoming cases *per judge*) is shown where either (1) data for that court was first collected, (2) a new judgeship was added, or (3) a part-time judgeship (denoted as "(pt)") was converted to full-time status (denoted as "(ft)"). Years with no such changes are excluded from the table. "nd" means no data available. "N/A" means not applicable because court did not exist. Current data (2025) are shown at the bottom of the table.

Table 5. Noble County Court, Current Roster

Court	Judge	Current	Age at	Age Barred	Next Election	Election Type
		Term End	Next Term Start	From Seeking New Term		
Noble CC	Arnold, Jennifer L.	12/31/30	56	No	11/05/30	FTC: 01-01-2031

Note: "FTC" means Full Term Commencing [date].

Table 6. Noble County Court, Incoming Cases Per Judge, 2016 to 2025

Case Type	2016	2017	2018	2019	2020	2021	2022	2023	2024	2025
Contracts	99	107	163	169	183	109	125	121	135	205
F.E.D. (Evictions)	23	23	32	18	31	13	15	17	20	15
Other Civil	2	0	1	2	0	3	1	0	5	1
Pers. Inj./Prop. Damage	0	0	0	0	0	0	0	0	0	0
Small Claims	13	12	13	7	10	11	11	10	12	14
All Civil Case Types	137	142	209	196	224	136	152	148	172	235
Felonies	46	36	53	46	64	21	50	54	98	115
Misdemeanors	184	170	217	212	223	149	216	179	200	139
All Criminal Case Types	230	206	270	258	287	170	266	233	298	254
O.V.I.	32	30	32	43	25	26	39	32	34	19
Other Traffic	1,053	851	868	931	927	612	884	889	1,099	982
All Traffic Case Types	1,085	881	900	974	952	638	923	921	1,133	1,001
All Case Types	1,452	1,229	1,379	1,428	1,463	944	1,341	1,302	1,603	1,490

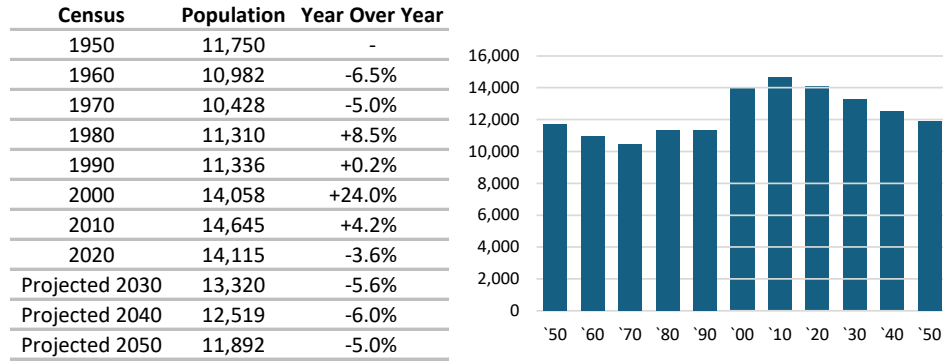
Magistrate History

None.

Noble County

County Population

Figure 1. County Population Trend



Note: Projections from Ohio Department of Development, Office of Research, County Trends Reports

Ottawa County

Court of Common Pleas

Since 1955, the Ottawa County Court of Common Pleas has consisted of two divisions: a combined General and Domestic Relations Division with one judgeship, and a combined Probate and Juvenile Division with one judgeship.

Table 1. Court of Common Pleas, Historical Changes

Year	Configuration	Divisional Configuration						Total Judges
		General and DR			Probate and Juvenile			
		Judges	Filings		Judges	Filings		
		Gen.	DR		Prob.	Juv.		
1955	Gen/DR + Prob/Juv	1	nd	nd	1	nd	nd	2
1960	Gen/DR + Prob/Juv	1	179	94	1	nd	nd	2
1972	Gen/DR + Prob/Juv	1	-	-	1	nd	600	2
1974	Gen/DR + Prob/Juv	1	-	-	1	452	-	2
2025	Gen/DR + Prob/Juv	1	1,201	182	1	342	504	2

Note: Number of filings (incoming cases per judge) is shown where either (1) data for that subject matter was first collected, (2) a new judgeship was added, or (3) the divisional configuration of the court was changed. Years with no such changes are excluded from the table. "nd" means no data available. Current data (2025) are shown at the bottom of the table. Probate courts did not become part of the courts of common pleas until 1970.

Table 2. Court of Common Pleas, Current Roster

Division	Judge	Current Term End	Age at Next Term Start	Age Barred From Seeking New Term	Next Election	Election Type
General and DR	Winters, Bruce	02/08/27	69	No	11/03/26	FTC: 02-09-2027
Probate and Juvenile	Hany, Frederick C.	02/08/27	67	No	11/03/26	FTC: 02-09-2027

Note: "FTC" means Full Term Commencing [date].

Table 3a. Civil and Criminal Cases, Incoming Cases Per Judge, 2016 to 2025

Case Type	2016	2017	2018	2019	2020	2021	2022	2023	2024	2025
Administrative Appeals	12	1	2	6	1	3	6	6	2	6
Complex Litigation	0	0	0	0	0	0	0	0	0	0
Foreclosures	109	171	103	95	49	36	50	79	50	63
Other Civil	251	340	329	360	301	301	323	412	607	755
Other Torts	40	42	41	30	36	35	37	41	30	33
Product Liability	3	1	3	0	0	0	0	2	4	0
Professional Tort	3	3	3	2	1	1	4	3	1	2
Workers' Compensation	7	7	6	9	9	16	8	15	9	4
All Civil Case Types	425	565	487	502	397	392	428	558	703	863
Criminal	129	202	313	302	254	303	316	365	432	338
All Case Types	554	767	800	804	651	695	744	923	1,135	1,201

Ottawa County

Table 3b. Domestic Relations Cases, Incoming Cases Per Judge, 2016 to 2025

Case Type	2016	2017	2018	2019	2020	2021	2022	2023	2024	2025
All Others	11	4	1	6	8	2	4	3	4	1
Change of Custody	23	7	0	0	0	0	0	0	0	0
Domestic Violence	28	23	30	32	36	31	37	38	49	52
Marriage Dissolutions w/Children	18	34	40	39	43	23	22	18	28	30
Marriage Dissolutions w/o Children	38	32	34	29	26	35	34	32	32	22
Marriage Terminations w/Children	52	77	58	59	73	62	54	53	41	42
Marriage Terminations w/o Children	42	45	39	45	33	46	39	35	35	34
Parentage	0	0	0	0	0	0	0	0	0	1
Support - Enforce or Modify	11	4	0	0	0	0	0	0	0	0
U.I.F.S.A.	2	0	1	0	3	1	0	1	3	0
Visitation - Enforce or Modify	5	5	0	0	0	0	0	0	0	0
All Case Types	230	231	203	210	222	200	190	180	192	182

Table 3c. Juvenile Cases, Incoming Cases Per Judge, 2016 to 2025

Case Type	2016	2017	2018	2019	2020	2021	2022	2023	2024	2025
Abuse, Neglect or Dependency	77	12	53	49	55	18	43	31	42	31
Adult Cases	61	42	23	28	14	11	4	21	3	24
All Others	1	0	1	0	0	0	0	0	0	6
Custody/Visitation	148	182	189	177	123	144	109	121	110	109
Delinquency	226	381	472	261	176	262	261	192	164	115
Parentage	11	29	15	15	13	6	6	2	5	1
Permanent Custody	27	5	12	6	4	4	9	5	1	2
Support - Enforce or Modify	77	49	54	53	37	37	27	23	15	11
Traffic	249	233	195	145	135	195	172	158	132	149
U.I.F.S.A.	0	0	0	0	0	0	0	0	0	0
Unruly	33	40	61	83	41	59	66	55	32	56
All Case Types	910	973	1,075	817	598	736	697	608	504	504

Table 3d. Probate Cases, Incoming Cases Per Judge, 2016 to 2025

Case Type	2016	2017	2018	2019	2020	2021	2022	2023	2024	2025
Adoptions	15	13	6	13	6	10	4	8	8	6
Birth Records	0	1	1	6	9	5	8	1	0	0
Change of Name	21	23	24	16	16	23	16	24	21	19
Civil Actions	9	9	5	3	7	4	5	6	2	11
Civil Commitments	5	8	3	5	8	8	5	7	5	3
Conservatorships	0	0	1	0	0	1	0	0	0	1
Decedents' Estates	241	310	295	319	269	322	337	302	278	269
Guardianships of Adults	23	24	29	27	19	15	11	36	25	27
Guardianships of Minors	4	6	3	6	0	3	3	1	1	4
Minors' Settlements	4	1	1	2	2	2	4	2	3	1
Testamentary Trusts	4	3	2	1	1	6	1	0	2	1
Wrongful Death	0	0	0	0	0	0	0	0	0	0
All Case Types	326	398	370	398	337	399	394	387	345	342

Ottawa County

Municipal and County Courts

Ottawa County Municipal Court, consisting of one full-time judgeship, is the only limited jurisdiction trial court in Ottawa County. Since its inception, it has not undergone any changes in its structure or number of judgeships. Until 1994, there were two limited jurisdiction trial courts: Port Clinton Municipal Court and Ottawa County Court. Both courts were abolished and their caseloads transferred to the newly established Ottawa County Municipal Court.

Table 4. Limited Jurisdiction Trial Courts, Historical Changes

Year	Port Clinton Municipal Court		Ottawa County Court		Ottawa County Municipal Court		Total Judges
	Judges	Filings	Judges	Filings	Judges	Filings	
1954	1 (ft)	nd	N/A	N/A	N/A	N/A	1
1958	1 (ft)	nd	1 (pt)	nd	N/A	N/A	2
1975	1 (ft)	5,696	1 (pt)	nd	N/A	N/A	2
1994	N/A	N/A	N/A	N/A	1 (ft)	8,767	1
2025	N/A	N/A	N/A	N/A	1 (ft)	6,800	1

Note: Number of filings (incoming cases *per judge*) is shown where either (1) data for that court was first collected, (2) a new judgeship was added, or (3) a part-time judgeship (denoted as "(pt)") was converted to full-time status (denoted as "(ft)"). Years with no such changes are excluded from the table. "nd" means no data available. "N/A" means not applicable because court did not exist. Current data (2025) are shown at the bottom of the table.

Table 5. Ottawa County Municipal Court, Current Roster

Court	Judge	Current	Age at	Age Barred	Next Election	Election Type
		Term End	Next Term Start	From Seeking New Term		
Ottawa Co. MC	Klaehn, John C.	12/31/31	62	No	11/04/31	FTC: 01-01-2032

Note: "FTC" means Full Term Commencing [date].

Table 6. Ottawa County Municipal Court, Incoming Cases Per Judge, 2016 to 2025

Case Type	2016	2017	2018	2019	2020	2021	2022	2023	2024	2025
Contracts	686	670	686	633	462	490	506	405	411	516
F.E.D. (Evictions)	135	119	137	97	84	80	85	85	68	73
Other Civil	12	11	16	12	9	9	5	10	14	8
Pers. Inj./Prop. Damage	13	15	18	6	5	5	0	3	0	0
Small Claims	108	85	78	65	64	58	44	68	45	47
All Civil Case Types	954	900	935	813	624	642	640	571	538	644
Felonies	129	110	135	109	142	117	132	151	167	168
Misdemeanors	1,689	1,811	1,539	1,317	1,153	1,293	1,217	1,189	1,533	1,618
All Criminal Case Types	1,818	1,921	1,674	1,426	1,295	1,410	1,349	1,340	1,700	1,786
O.V.I.	341	389	365	412	275	387	305	287	242	253
Other Traffic	4,230	4,737	4,186	3,561	2,798	4,901	4,574	5,145	4,729	4,117
All Traffic Case Types	4,571	5,126	4,551	3,973	3,073	5,288	4,879	5,432	4,971	4,370
All Case Types	7,343	7,947	7,160	6,212	4,992	7,340	6,868	7,343	7,209	6,800

Ottawa County

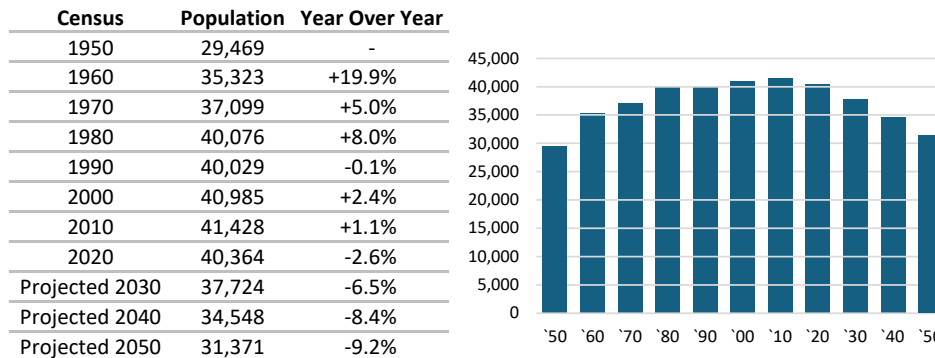
Magistrate History

Table 7. Number of Magistrates

Year	Court of Common Pleas		Ottawa County Municipal Court
	General and DR Division	Probate and Juvenile Division	
1996	2	0	1
1997	2	0	1
1998	2	0	1
1999	2	0	1
2000	2	0	1
2001	2	0	1
2002	2	0	1
2003	3	1	2
2004	3	1	2
2005	3	0	2
2006	3	0	1
2007	3	0	1
2008	3	0	1
2009	4	1	1
2010	4	2	1
2011	4	2	1
2012	4	4	1
2013	3	4	1
2014	4	4	1
2015	3	3	1
2016	3	3	1
2017	4	4	1
2018	3	4	1
2019	3	4	1
2020	4	4	1
2021	3	2	1
2022	3	2	1
2023	4	2	1
2024	3	1	1
2025	3	1	1

County Population

Figure 1. County Population Trend



Note: Projections from Ohio Department of Development, Office of Research, County Trends Reports

Paulding County

Court of Common Pleas

Since 1957, the Paulding County Court of Common Pleas has consisted of two divisions: a combined General and Domestic Relations Division with one judgeship, and a combined Probate and Juvenile Division with one judgeship.

Table 1. Court of Common Pleas, Historical Changes

Year	Configuration	Divisional Configuration						Total Judges
		General and DR			Probate and Juvenile			
		Judges	Filings		Judges	Filings		
		Gen.	DR		Prob.	Juv.		
1957	Gen/DR + Prob/Juv	1	nd	nd	1	nd	nd	2
1960	Gen/DR + Prob/Juv	1	80	71	1	nd	nd	2
1972	Gen/DR + Prob/Juv	1	-	-	1	nd	163	2
1974	Gen/DR + Prob/Juv	1	-	-	1	258	-	2
2025	Gen/DR + Prob/Juv	1	272	96	1	150	332	2

Note: Number of filings (incoming cases per judge) is shown where either (1) data for that subject matter was first collected, (2) a new judgeship was added, or (3) the divisional configuration of the court was changed. Years with no such changes are excluded from the table. "nd" means no data available. Current data (2025) are shown at the bottom of the table. Probate courts did not become part of the courts of common pleas until 1970.

Table 2. Court of Common Pleas, Current Roster

Division	Judge	Current	Age at	Age Barred	Next Election	Election Type
		Term End	Next Term Start	From Seeking New Term		
General and DR	Beckman, Tiffany R.	12/31/28	58	No	11/07/28	FTC: 01-01-2029
Probate and Juvenile	Hyman, Harvey D.	02/08/29	43	No	11/07/28	FTC: 02-09-2029

Note: "FTC" means Full Term Commencing [date].

Table 3a. Civil and Criminal Cases, Incoming Cases Per Judge, 2016 to 2025

Case Type	2016	2017	2018	2019	2020	2021	2022	2023	2024	2025
Administrative Appeals	0	0	0	0	0	1	0	1	0	1
Complex Litigation	0	0	0	0	0	0	0	0	0	0
Foreclosures	47	47	82	84	35	25	62	42	38	45
Other Civil	52	60	60	77	54	51	79	78	110	125
Other Torts	10	10	6	8	1	4	4	2	7	5
Product Liability	0	0	0	0	0	0	0	0	0	0
Professional Tort	0	0	0	1	1	0	0	0	0	1
Workers' Compensation	1	2	2	2	3	3	3	2	4	3
All Civil Case Types	110	119	150	172	94	84	148	125	159	180
Criminal	196	270	269	151	167	163	156	145	98	92
All Case Types	306	389	419	323	261	247	304	270	257	272

Paulding County

Table 3b. Domestic Relations Cases, Incoming Cases Per Judge, 2016 to 2025

Case Type	2016	2017	2018	2019	2020	2021	2022	2023	2024	2025
All Others	7	9	6	5	2	2	7	8	5	2
Change of Custody	18	7	10	10	4	8	6	11	5	6
Domestic Violence	2	2	8	2	4	16	5	12	12	9
Marriage Dissolutions w/Children	18	17	14	12	9	14	18	6	9	9
Marriage Dissolutions w/o Children	23	19	26	14	20	19	26	14	14	25
Marriage Terminations w/Children	23	15	26	20	15	18	12	20	23	25
Marriage Terminations w/o Children	15	18	18	26	12	16	15	13	16	9
Parentage	0	0	0	0	0	0	0	0	0	0
Support - Enforce or Modify	26	10	13	13	13	6	8	6	11	10
U.I.F.S.A.	0	1	1	0	0	1	0	0	0	0
Visitation - Enforce or Modify	17	11	15	6	8	15	5	6	6	1
All Case Types	149	109	137	108	87	115	102	96	101	96

Table 3c. Juvenile Cases, Incoming Cases Per Judge, 2016 to 2025

Case Type	2016	2017	2018	2019	2020	2021	2022	2023	2024	2025
Abuse, Neglect or Dependency	14	2	3	24	7	10	9	16	9	8
Adult Cases	8	4	6	4	6	6	3	10	16	3
All Others	0	6	2	2	17	3	7	5	9	2
Custody/Visitation	34	28	61	52	66	51	43	47	16	24
Delinquency	108	72	110	104	95	64	83	82	50	66
Parentage	7	8	22	23	22	24	9	19	15	10
Permanent Custody	0	0	2	1	1	7	1	0	0	0
Support - Enforce or Modify	75	56	70	98	71	78	76	64	62	63
Traffic	132	117	183	205	149	177	130	111	134	142
U.I.F.S.A.	4	2	1	3	3	4	2	2	2	2
Unruly	9	20	22	40	35	16	28	18	14	12
All Case Types	391	315	482	556	472	440	391	374	327	332

Table 3d. Probate Cases, Incoming Cases Per Judge, 2016 to 2025

Case Type	2016	2017	2018	2019	2020	2021	2022	2023	2024	2025
Adoptions	9	7	12	13	4	24	9	12	4	7
Birth Records	2	0	0	2	1	1	0	0	0	2
Change of Name	6	4	5	13	5	9	7	16	4	6
Civil Actions	14	4	2	5	6	2	5	4	7	9
Civil Commitments	0	4	2	1	0	0	3	4	1	1
Conservatorships	0	0	0	0	0	0	0	0	0	0
Decedents' Estates	138	115	112	131	114	126	104	123	113	111
Guardianships of Adults	5	10	6	5	8	5	10	5	2	7
Guardianships of Minors	8	7	6	4	2	1	4	2	4	1
Minors' Settlements	3	1	4	5	0	1	2	3	3	4
Testamentary Trusts	0	1	3	3	0	0	3	0	0	2
Wrongful Death	1	0	0	1	0	0	0	1	2	0
All Case Types	186	153	152	183	140	169	147	170	140	150

Paulding County

Municipal and County Courts

Paulding County Municipal Court, consisting of one full-time judgeship, is the only limited jurisdiction trial court in Paulding County. Paulding County Court was the sole limited jurisdiction trial court in Paulding County until its abolishment in 2020. Its caseload was transferred to the newly established Paulding County Municipal Court.

Table 4. Limited Jurisdiction Trial Courts, Historical Changes

Year	Paulding County Court		Paulding County Municipal Court		Total Judges
	Judges	Filings	Judges	Filings	
1958	1 (ft)	nd	N/A	N/A	1
1975	1 (ft)	1,946	N/A	N/A	1
2020	N/A	N/A	1 (ft)	5,047	1
2025	N/A	N/A	1 (ft)	3,271	1

Note: Number of filings (incoming cases *per judge*) is shown where either (1) data for that court was first collected, (2) a new judgeship was added, or (3) a part-time judgeship (denoted as "(pt)") was converted to full-time status (denoted as "(ft)"). Years with no such changes are excluded from the table. "nd" means no data available. "N/A" means not applicable because court did not exist. Current data (2025) are shown at the bottom of the table.

Table 5. Paulding County Municipal Court, Current Roster

Court	Judge	Current	Age at	Age Barred	Next Election	Election Type
		Term End	Next Term Start	From Seeking New Term		
Paulding Co. MC	Rister, Suzanne Shuman	12/31/31	69	No	11/04/31	FTC: 01-01-2032

Note: "FTC" means Full Term Commencing [date].

Table 6. Paulding County Municipal Court, Incoming Cases Per Judge, 2016 to 2025

Case Type	2016	2017	2018	2019	2020	2021	2022	2023	2024	2025
Contracts	0	0	0	0	0	0	0	0	0	0
F.E.D. (Evictions)	56	46	69	58	34	56	51	52	67	40
Other Civil	248	225	261	307	203	265	226	248	324	387
Pers. Inj./Prop. Damage	0	0	0	0	0	0	0	0	0	0
Small Claims	118	136	136	108	115	117	23	43	38	34
All Civil Case Types	422	407	466	473	352	438	300	343	429	461
Felonies	49	70	86	82	91	86	47	60	22	0
Misdemeanors	436	467	414	490	660	623	472	384	303	323
All Criminal Case Types	485	537	500	572	751	709	519	444	325	323
O.V.I.	84	123	97	132	147	212	88	86	61	75
Other Traffic	3,951	5,561	5,481	5,489	3,797	4,628	3,140	2,160	2,433	2,412
All Traffic Case Types	4,035	5,684	5,578	5,621	3,944	4,840	3,228	2,246	2,494	2,487
All Case Types	4,942	6,628	6,544	6,666	5,047	5,987	4,047	3,033	3,248	3,271

Paulding County

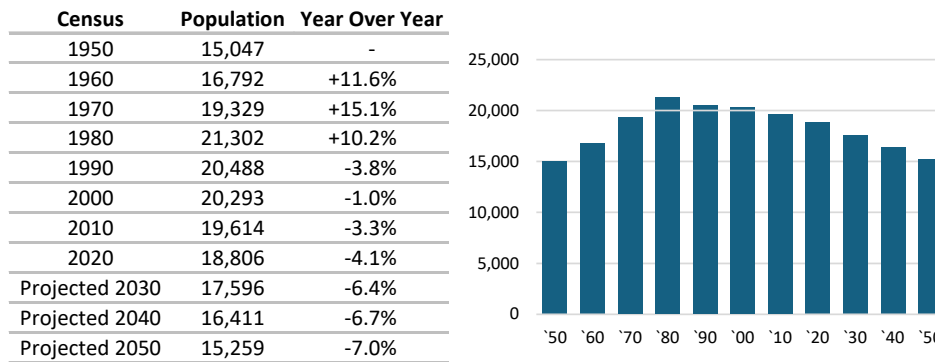
Magistrate History

Table 7. Number of Magistrates

Year	Court of Common Pleas		Paulding County Municipal Court
	General and DR Division	Probate and Juvenile Division	
1996	0	0	N/A
1997	0	0	N/A
1998	0	0	N/A
1999	0	0	N/A
2000	0	0	N/A
2001	0	0	N/A
2002	0	0	N/A
2003	0	0	N/A
2004	0	0	N/A
2005	0	0	N/A
2006	0	0	N/A
2007	0	0	N/A
2008	0	0	N/A
2009	0	0	N/A
2010	0	0	N/A
2011	0	0	N/A
2012	0	0	N/A
2013	0	0	N/A
2014	0	0	N/A
2015	0	0	N/A
2016	0	0	N/A
2017	0	0	N/A
2018	0	0	N/A
2019	0	0	N/A
2020	0	0	N/A
2021	0	0	0
2022	0	0	0
2023	1	0	0
2024	1	0	0
2025	1	0	0

County Population

Figure 1. County Population Trend



Note: Projections from Ohio Department of Development, Office of Research, County Trends Reports

Perry County

Court of Common Pleas

Since 1956, the Perry County Court of Common Pleas has consisted of two divisions: combined General and Domestic Relations Division with one judgeship, and a combined Probate and Juvenile Division with one judgeship.

Table 1. Court of Common Pleas, Historical Changes

Year	Configuration	Divisional Configuration						Total Judges
		General and DR			Probate and Juvenile			
		Judges	Filings		Judges	Filings		
		Gen.	DR		Prob.	Juv.		
1956	Gen/DR + Prob/Juv	1	nd	nd	1	nd	nd	2
1960	Gen/DR + Prob/Juv	1	122	71	1	nd	nd	2
1972	Gen/DR + Prob/Juv	1	-	-	1	nd	264	2
1974	Gen/DR + Prob/Juv	1	-	-	1	338	-	2
2024	Gen/DR + Prob/Juv	1	363	241	1	242	508	2

Note: Number of filings (incoming cases per judge) is shown where either (1) data for that subject matter was first collected, (2) a new judgeship was added, or (3) the divisional configuration of the court was changed. Years with no such changes are excluded from the table. "nd" means no data available. Current data (2024) are shown at the bottom of the table. Probate courts did not become part of the courts of common pleas until 1970.

Table 2. Court of Common Pleas, Current Roster

Division	Judge	Current	Age at	Age Barred	Next Election	Election Type
		Term End	Next Term Start	From Seeking New Term		
General and DR	Boyer, Tina	07/05/28	59	No	11/03/26	FTC: 07-06-2028
Probate and Juvenile	Cooperrider, Luann	02/08/27	71	Yes	11/03/26	FTC: 02-09-2027

Note: "FTC" means Full Term Commencing [date].

Table 3a. Civil and Criminal Cases, Incoming Cases Per Judge, 2016 to 2025

Case Type	2016	2017	2018	2019	2020	2021	2022	2023	2024	2025
Administrative Appeals	0	2	1	2	0	0	0	0	2	1
Complex Litigation	0	0	0	0	0	0	0	0	0	0
Foreclosures	90	97	105	88	35	55	62	80	64	58
Other Civil	172	185	155	144	120	159	193	163	191	213
Other Torts	1	6	4	3	15	13	9	4	8	12
Product Liability	0	1	2	1	0	1	1	0	0	0
Professional Tort	0	1	4	1	1	0	1	6	1	4
Workers' Compensation	4	6	6	7	10	6	6	3	3	8
All Civil Case Types	267	298	277	246	181	234	272	256	269	296
Criminal	120	106	111	122	115	110	110	65	94	105
All Case Types	387	404	388	368	296	344	382	321	363	401

Perry County

Table 3b. Domestic Relations Cases, Incoming Cases Per Judge, 2016 to 2025

Case Type	2016	2017	2018	2019	2020	2021	2022	2023	2024	2025
All Others	8	13	7	13	4	1	15	16	6	10
Change of Custody	24	16	23	21	1	5	21	20	18	18
Domestic Violence	46	59	90	69	56	63	82	58	65	70
Marriage Dissolutions w/Children	31	32	34	30	37	27	13	29	16	23
Marriage Dissolutions w/o Children	53	45	30	39	33	39	33	39	28	24
Marriage Terminations w/Children	51	54	50	43	53	60	47	35	33	33
Marriage Terminations w/o Children	38	27	33	34	43	28	23	31	28	40
Parentage	0	0	0	1	10	7	7	3	8	3
Support - Enforce or Modify	60	35	39	39	27	14	15	42	36	33
U.I.F.S.A.	0	0	0	0	0	0	0	0	0	0
Visitation - Enforce or Modify	10	4	9	4	5	1	9	5	3	1
All Case Types	321	285	315	293	269	245	265	278	241	255

Table 3c. Juvenile Cases, Incoming Cases Per Judge, 2016 to 2025

Case Type	2016	2017	2018	2019	2020	2021	2022	2023	2024	2025
Abuse, Neglect or Dependency	85	63	74	66	69	99	66	84	75	56
Adult Cases	7	9	12	11	3	12	10	5	5	5
All Others	27	12	18	8	11	9	11	12	6	8
Custody/Visitation	72	105	92	89	92	86	58	83	66	84
Delinquency	136	141	143	136	54	54	45	81	68	69
Parentage	53	29	50	0	0	1	4	9	3	8
Permanent Custody	11	8	9	8	2	5	12	6	3	5
Support - Enforce or Modify	398	348	351	430	446	453	336	303	144	333
Traffic	110	112	74	74	94	81	86	68	89	89
U.I.F.S.A.	3	1	1	0	0	0	0	0	0	0
Unruly	23	41	79	54	32	57	60	52	49	42
All Case Types	925	869	903	876	803	857	688	703	508	699

Table 3d. Probate Cases, Incoming Cases Per Judge, 2016 to 2025

Case Type	2016	2017	2018	2019	2020	2021	2022	2023	2024	2025
Adoptions	12	22	15	7	17	17	24	18	14	5
Birth Records	2	3	5	5	0	5	6	9	0	2
Change of Name	13	16	15	17	20	27	18	32	10	30
Civil Actions	7	5	4	1	6	2	5	6	1	3
Civil Commitments	2	2	1	0	0	1	0	0	0	0
Conservatorships	0	0	0	1	0	0	0	1	0	0
Decedents' Estates	159	202	194	200	190	220	219	214	191	178
Guardianships of Adults	22	19	36	17	23	25	30	20	20	18
Guardianships of Minors	1	3	11	3	0	0	1	2	2	4
Minors' Settlements	0	5	7	1	11	8	3	1	3	8
Testamentary Trusts	1	0	0	1	2	1	2	5	0	2
Wrongful Death	0	0	1	0	1	1	0	1	1	0
All Case Types	219	277	289	253	270	307	308	309	242	250

Perry County

Municipal and County Courts

Perry County Municipal Court, consisting of one full-time judgeship, is the only limited jurisdiction trial court in Perry County. Since its inception in 2018 due to the abolishment of the Perry County Court, it has not undergone any changes in its structure or number of judgeships.

Table 4. Limited Jurisdiction Trial Courts, Historical Changes

Year	Perry County Court		Perry County Municipal Court		Total Judges
	Judges	Filings	Judges	Filings	
1958	1 (pt)	nd	N/A	N/A	1
1975	1 (pt)	1,663	N/A	N/A	1
2018	N/A	N/A	1 (ft)	3,838	1
2025	N/A	N/A	1 (ft)	3,115	1

Note: Number of filings (incoming cases *per judge*) is shown where either (1) data for that court was first collected, (2) a new judgeship was added, or (3) a part-time judgeship (denoted as "(pt)") was converted to full-time status (denoted as "(ft)"). Years with no such changes are excluded from the table. "nd" means no data available. "N/A" means not applicable because court did not exist. Current data (2025) are shown at the bottom of the table.

Table 5. Perry County Municipal Court, Current Roster

Court	Judge	Current	Age at	Age Barred	Next Election	Election Type
		Term End	Next Term Start	From Seeking New Term		
Perry Co. MC	Cannon, Drew E.	12/31/29	45	No	11/06/29	FTC: 01-01-2030

Note: "FTC" means Full Term Commencing [date].

Table 6. Perry County Municipal Court, Incoming Cases Per Judge, 2016 to 2025

Case Type	2016	2017	2018	2019	2020	2021	2022	2023	2024	2025
Contracts	375	518	538	628	466	420	392	411	720	853
F.E.D. (Evictions)	115	105	99	110	65	81	85	76	80	63
Other Civil	8	3	5	9	3	5	2	1	1	7
Pers. Inj./Prop. Damage	5	3	1	0	1	1	0	0	2	3
Small Claims	107	113	94	71	34	25	33	23	35	15
All Civil Case Types	610	742	737	818	569	532	512	511	838	941
Felonies	124	184	165	189	147	117	129	68	138	96
Misdemeanors	893	970	891	940	908	836	761	596	509	534
All Criminal Case Types	1,017	1,154	1,056	1,129	1,055	953	890	664	647	630
O.V.I.	113	184	123	130	97	97	94	70	65	66
Other Traffic	1,917	2,111	1,922	2,118	1,732	1,611	1,941	1,636	1,325	1,478
All Traffic Case Types	2,030	2,295	2,045	2,248	1,829	1,708	2,035	1,706	1,390	1,544
All Case Types	3,657	4,191	3,838	4,195	3,453	3,193	3,437	2,881	2,875	3,115

Perry County

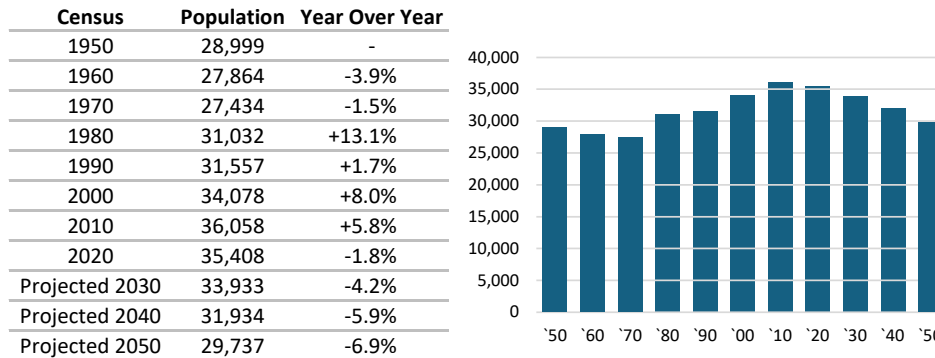
Magistrate History

Table 7. Number of Magistrates

Year	Court of Common Pleas		Perry County Municipal Court
	General and DR Division	Probate and Juvenile Division	
1996	1	0	N/A
1997	1	0	N/A
1998	1	0	N/A
1999	1	0	N/A
2000	1	0	N/A
2001	1	0	N/A
2002	1	0	N/A
2003	1	0	N/A
2004	1	0	N/A
2005	1	0	N/A
2006	1	0	N/A
2007	1	0	N/A
2008	1	0	N/A
2009	1	1	N/A
2010	2	1	N/A
2011	1	1	N/A
2012	1	1	N/A
2013	1	1	N/A
2014	1	1	N/A
2015	1	1	N/A
2016	1	1	N/A
2017	1	1	N/A
2018	1	1	0
2019	1	1	0
2020	1	1	0
2021	1	1	1
2022	1	1	1
2023	1	1	1
2024	1	1	2
2025	1	1	1

County Population

Figure 1. County Population Trend



Note: Projections from Ohio Department of Development, Office of Research, County Trends Reports

Pickaway County

Court of Common Pleas

Since 1955, the Pickaway County Court of Common Pleas has consisted of two divisions: a combined General and Domestic Relations Division with one judgeship, and a combined Probate and Juvenile Division with one judgeship.

Table 1. Court of Common Pleas, Historical Changes

Year	Configuration	Divisional Configuration						Total Judges
		General and DR			Probate and Juvenile			
		Judges	Filings		Judges	Filings		
		Gen.	DR		Prob.	Juv.		
1955	Gen/DR + Prob/Juv	1	nd	nd	1	nd	nd	2
1960	Gen/DR + Prob/Juv	1	253	137	1	nd	nd	2
1972	Gen/DR + Prob/Juv	1	-	-	1	nd	584	2
1974	Gen/DR + Prob/Juv	1	-	-	1	457	-	2
2025	Gen/DR + Prob/Juv	1	558	209	1	426	941	2

Note: Number of filings (incoming cases per judge) is shown where either (1) data for that subject matter was first collected, (2) a new judgeship was added, or (3) the divisional configuration of the court was changed. Years with no such changes are excluded from the table. "nd" means no data available. Current data (2025) are shown at the bottom of the table. Probate courts did not become part of the courts of common pleas until 1970.

Table 2. Court of Common Pleas, Current Roster

Division	Judge	Current	Age at	Age Barred	Next Election	Election Type
		Term End	Next Term Start	From Seeking New Term		
General and DR	Chafin, Matthew H.	12/31/30	64	No	11/05/30	FTC: 01-01-2031
Probate and Juvenile	Harsha, Shelly R.	02/08/27	65	No	11/03/26	FTC: 02-09-2027

Note: "FTC" means Full Term Commencing [date].

Table 3a. Civil and Criminal Cases, Incoming Cases Per Judge, 2016 to 2025

Case Type	2016	2017	2018	2019	2020	2021	2022	2023	2024	2025
Administrative Appeals	0	0	0	0	0	0	0	0	0	0
Complex Litigation	0	0	0	0	0	0	0	0	0	0
Foreclosures	142	136	127	106	54	34	82	89	77	83
Other Civil	139	150	145	196	159	158	143	184	223	290
Other Torts	0	0	0	0	0	0	0	0	0	0
Product Liability	0	0	0	0	0	0	0	0	0	0
Professional Tort	0	0	0	0	0	0	0	0	0	0
Workers' Compensation	25	28	20	17	23	15	17	22	28	24
All Civil Case Types	306	314	292	319	236	207	242	295	328	397
Criminal	317	317	215	224	186	195	214	219	155	161
All Case Types	623	631	507	543	422	402	456	514	483	558

Pickaway County

Table 3b. Domestic Relations Cases, Incoming Cases Per Judge, 2016 to 2025

Case Type	2016	2017	2018	2019	2020	2021	2022	2023	2024	2025
All Others	0	0	0	0	0	0	0	0	0	0
Change of Custody	0	5	2	0	0	1	1	0	0	1
Domestic Violence	1	0	0	0	0	0	0	0	1	0
Marriage Dissolutions w/Children	34	47	34	35	28	42	36	55	47	34
Marriage Dissolutions w/o Children	64	57	79	51	51	47	40	51	66	51
Marriage Terminations w/Children	61	67	55	68	56	62	65	45	57	63
Marriage Terminations w/o Children	59	57	57	42	46	43	46	53	59	51
Parentage	0	0	0	0	0	0	0	0	0	0
Support - Enforce or Modify	0	2	2	1	0	0	0	0	0	2
U.I.F.S.A.	9	10	8	6	6	10	5	7	1	7
Visitation - Enforce or Modify	0	1	0	1	0	0	0	0	0	0
All Case Types	228	246	237	204	187	205	193	211	231	209

Table 3c. Juvenile Cases, Incoming Cases Per Judge, 2016 to 2025

Case Type	2016	2017	2018	2019	2020	2021	2022	2023	2024	2025
Abuse, Neglect or Dependency	75	124	84	98	28	52	92	60	54	65
Adult Cases	12	1	26	25	5	5	30	23	51	77
All Others	2	1	0	0	0	0	1	0	0	17
Custody/Visitation	105	109	141	102	88	102	119	94	74	103
Delinquency	186	183	112	122	95	74	116	221	203	167
Parentage	414	309	321	300	283	233	287	242	227	118
Permanent Custody	6	2	19	5	7	1	6	5	2	6
Support - Enforce or Modify	43	47	38	46	37	23	47	40	37	105
Traffic	272	332	276	232	205	248	206	189	268	225
U.I.F.S.A.	0	0	0	0	0	0	0	0	0	0
Unruly	53	23	35	13	5	4	21	29	56	58
All Case Types	1,168	1,131	1,052	943	753	742	925	903	972	941

Table 3d. Probate Cases, Incoming Cases Per Judge, 2016 to 2025

Case Type	2016	2017	2018	2019	2020	2021	2022	2023	2024	2025
Adoptions	32	28	21	31	24	23	21	23	14	25
Birth Records	0	2	4	5	0	1	1	5	4	3
Change of Name	24	38	27	42	29	40	48	53	26	41
Civil Actions	12	8	10	7	5	11	7	8	8	8
Civil Commitments	0	1	0	0	0	0	0	0	1	2
Conservatorships	1	0	0	0	0	0	0	0	0	0
Decedents' Estates	268	286	285	297	293	313	345	302	332	293
Guardianships of Adults	25	17	13	10	14	17	14	19	20	20
Guardianships of Minors	3	11	1	1	2	3	3	11	7	10
Minors' Settlements	8	12	7	1	9	4	3	6	9	15
Testamentary Trusts	3	4	4	3	1	0	8	2	2	1
Wrongful Death	9	4	8	16	12	5	5	8	12	8
All Case Types	385	411	380	413	389	417	455	437	435	426

Pickaway County

Municipal and County Courts

Circleville Municipal Court, consisting of one full-time judgeship, is the only limited jurisdiction trial court in Pickaway County. Since its inception, it has not undergone any changes in its structure or number of judgeships.

Table 4. Circleville Municipal Court, Historical Changes

Year	Judges	Filings
1954	1 (ft)	nd
1975	1 (ft)	6,022
2025	1 (ft)	10,542

Note: Number of filings (incoming cases *per judge*) is shown where either (1) data for that court was first collected, (2) a new judgeship was added, or (3) a part-time judgeship (denoted as "(pt)") was converted to full-time status (denoted as "(ft)"). Years with no such changes are excluded from the table. "nd" means no data available. "N/A" means not applicable because court did not exist. Current data (2025) are shown at the bottom of the table.

Table 5. Circleville Municipal Court, Current Roster

Court	Judge	Current	Age at	Age Barred	Next Election	Election Type
		Term End	Next Term Start	From Seeking New Term		
Circleville MC	Peters, Elisa M.	12/31/31	66	No	11/04/31	FTC: 01-01-2032

Note: "FTC" means Full Term Commencing [date].

Table 6. Circleville Municipal Court, Incoming Cases Per Judge, 2016 to 2025

Case Type	2016	2017	2018	2019	2020	2021	2022	2023	2024	2025
Contracts	577	781	911	920	796	903	752	986	1,367	1,679
F.E.D. (Evictions)	291	320	319	309	206	175	263	291	268	301
Other Civil	6	10	14	6	7	8	8	9	15	9
Pers. Inj./Prop. Damage	19	22	21	18	14	14	6	18	7	5
Small Claims	279	247	287	212	66	74	60	77	77	83
All Civil Case Types	1,172	1,380	1,552	1,465	1,089	1,174	1,089	1,381	1,734	2,077
Felonies	387	448	472	540	630	722	507	417	313	271
Misdemeanors	1,685	1,608	1,614	1,690	1,497	1,592	1,449	1,332	1,191	1,064
All Criminal Case Types	2,072	2,056	2,086	2,230	2,127	2,314	1,956	1,749	1,504	1,335
O.V.I.	361	414	558	474	541	578	520	355	386	264
Other Traffic	8,917	10,849	9,825	9,131	8,712	10,905	7,961	6,414	8,169	6,866
All Traffic Case Types	9,278	11,263	10,383	9,605	9,253	11,483	8,481	6,769	8,555	7,130
All Case Types	12,522	14,699	14,021	13,300	12,469	14,971	11,526	9,899	11,793	10,542

Pickaway County

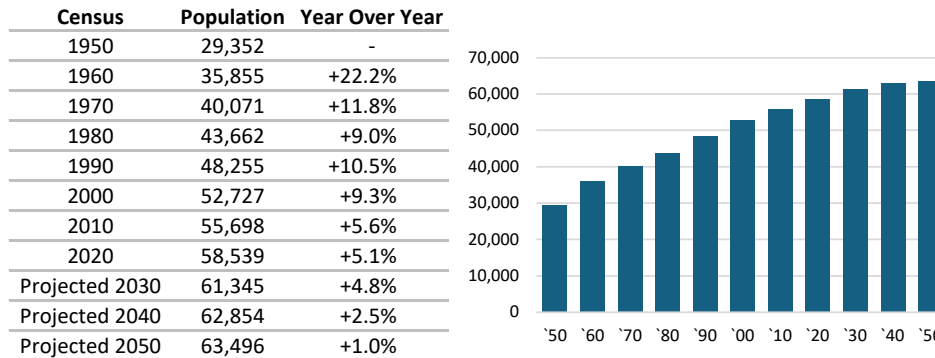
Magistrate History

Table 7. Number of Magistrates

Year	Court of Common Pleas		Circleville Municipal Court
	General and DR Division	Probate and Juvenile Division	
1996	0	0	0
1997	0	0	0
1998	1	1	0
1999	1	1	0
2000	1	1	0
2001	1	1	0
2002	1	1	0
2003	1	1	0
2004	1	2	0
2005	1	2	0
2006	1	2	0
2007	1	2	0
2008	1	2	0
2009	1	2	0
2010	1	2	0
2011	1	2	0
2012	1	2	0
2013	1	2	0
2014	1	2	0
2015	1	2	0
2016	1	2	1
2017	1	2	1
2018	1	2	1
2019	1	2	1
2020	1	1	1
2021	1	2	1
2022	1	1	1
2023	2	2	1
2024	2	1	1
2025	2	1	1

County Population

Figure 1. County Population Trend



Note: Projections from Ohio Department of Development, Office of Research, County Trends Reports

Pike County

Court of Common Pleas

Since 1957, the Pike County Court of Common Pleas has consisted of two divisions: a combined General and Domestic Relations Division with one judgeship, and a combined Probate and Juvenile Division with one judgeship.

Table 1. Court of Common Pleas, Historical Changes

Year	Configuration	Divisional Configuration						Total Judges
		General and DR			Probate and Juvenile			
		Judges	Filings		Judges	Filings		
		Gen.	DR		Prob.	Juv.		
1957	Gen/DR + Prob/Juv	1	nd	nd	1	nd	nd	2
1960	Gen/DR + Prob/Juv	1	175	57	1	nd	nd	2
1972	Gen/DR + Prob/Juv	1	-	-	1	nd	269	2
1974	Gen/DR + Prob/Juv	1	-	-	1	220	-	2
2025	Gen/DR + Prob/Juv	1	455	210	1	173	366	2

Note: Number of filings (incoming cases per judge) is shown where either (1) data for that subject matter was first collected, (2) a new judgeship was added, or (3) the divisional configuration of the court was changed. Years with no such changes are excluded from the table. "nd" means no data available. Current data (2025) are shown at the bottom of the table. Probate courts did not become part of the courts of common pleas until 1970.

Table 2. Court of Common Pleas, Current Roster

Division	Judge	Current	Age at	Age Barred	Next Election	Election Type
		Term End	Next Term Start	From Seeking New Term		
General and DR	Junk, Robert	02/08/29	62	No	11/07/28	FTC: 02-09-2029
Probate and Juvenile	Price, Paul	02/08/27	47	No	11/03/26	FTC: 02-09-2027

Note: "FTC" means Full Term Commencing [date].

Table 3a. Civil and Criminal Cases, Incoming Cases Per Judge, 2016 to 2025

Case Type	2016	2017	2018	2019	2020	2021	2022	2023	2024	2025
Administrative Appeals	0	0	0	0	2	0	0	0	0	0
Complex Litigation	0	0	0	0	0	0	0	0	0	0
Foreclosures	50	66	46	52	20	35	72	83	70	75
Other Civil	121	123	129	114	85	101	72	78	102	130
Other Torts	3	5	0	5	7	2	0	4	13	17
Product Liability	0	0	0	0	0	0	0	0	0	0
Professional Tort	0	0	0	0	0	0	0	0	1	1
Workers' Compensation	22	18	18	10	13	14	14	11	13	10
All Civil Case Types	196	212	193	181	127	152	158	176	199	233
Criminal	244	142	132	134	135	184	199	140	247	222
All Case Types	440	354	325	315	262	336	357	316	446	455

Pike County

Table 3b. Domestic Relations Cases, Incoming Cases Per Judge, 2016 to 2025

Case Type	2016	2017	2018	2019	2020	2021	2022	2023	2024	2025
All Others	14	14	6	12	5	10	10	15	23	33
Change of Custody	21	21	15	10	15	13	10	4	14	6
Domestic Violence	60	61	64	67	66	46	35	30	55	37
Marriage Dissolutions w/Children	27	31	23	22	25	28	22	20	21	22
Marriage Dissolutions w/o Children	46	57	53	49	49	42	32	37	28	43
Marriage Terminations w/Children	49	42	47	32	43	41	29	29	29	27
Marriage Terminations w/o Children	53	51	47	45	30	47	32	31	30	32
Parentage	0	0	0	0	0	0	0	0	0	0
Support - Enforce or Modify	35	68	68	48	30	33	20	26	11	10
U.I.F.S.A.	0	0	0	0	0	0	0	0	0	0
Visitation - Enforce or Modify	4	11	8	4	3	4	1	2	0	0
All Case Types	309	356	331	289	266	264	191	194	211	210

Table 3c. Juvenile Cases, Incoming Cases Per Judge, 2016 to 2025

Case Type	2016	2017	2018	2019	2020	2021	2022	2023	2024	2025
Abuse, Neglect or Dependency	39	64	99	78	57	68	36	35	41	13
Adult Cases	102	72	69	72	55	34	69	52	52	48
All Others	40	34	33	41	29	29	13	6	4	12
Custody/Visitation	87	88	102	128	131	112	113	109	108	90
Delinquency	106	51	48	25	30	41	64	80	61	66
Parentage	1	1	0	2	1	0	4	3	5	0
Permanent Custody	0	0	0	0	2	0	1	2	1	0
Support - Enforce or Modify	168	363	291	133	55	53	57	47	31	28
Traffic	107	94	74	61	53	73	70	55	74	68
U.I.F.S.A.	0	0	0	0	0	0	0	0	0	0
Unruly	32	23	19	14	43	40	49	56	29	41
All Case Types	682	790	735	554	456	450	476	445	406	366

Table 3d. Probate Cases, Incoming Cases Per Judge, 2016 to 2025

Case Type	2016	2017	2018	2019	2020	2021	2022	2023	2024	2025
Adoptions	18	15	10	19	23	29	25	21	16	17
Birth Records	1	1	3	5	7	8	9	4	3	6
Change of Name	11	15	18	13	19	13	19	15	19	15
Civil Actions	7	3	3	4	3	1	6	0	3	1
Civil Commitments	1	4	0	1	0	2	2	4	2	3
Conservatorships	0	0	0	0	0	0	0	0	0	0
Decedents' Estates	130	130	142	118	98	118	132	116	137	101
Guardianships of Adults	14	29	24	10	10	16	22	19	17	18
Guardianships of Minors	3	5	4	0	1	1	0	3	8	1
Minors' Settlements	2	4	2	1	4	7	2	0	4	2
Testamentary Trusts	1	0	0	0	0	1	1	0	0	0
Wrongful Death	6	4	7	5	4	8	3	5	3	9
All Case Types	194	210	213	176	169	204	221	187	212	173

Pike County

Municipal and County Courts

Pike County Court, consisting of one part-time judgeship, is the only limited jurisdiction trial court in Pike County. Since its inception, it has not undergone any changes in its structure or number of judgeships.

Table 4. Pike County Court, Historical Changes

Year	Judges	Filings
1958	1 (pt)	nd
1975	1 (pt)	2,600
2025	1 (pt)	3,565

Note: Number of filings (incoming cases *per judge*) is shown where either (1) data for that court was first collected, (2) a new judgeship was added, or (3) a part-time judgeship (denoted as "(pt)") was converted to full-time status (denoted as "(ft)"). Years with no such changes are excluded from the table. "nd" means no data available. "N/A" means not applicable because court did not exist. Current data (2025) are shown at the bottom of the table.

Table 5. Pike County Court, Current Roster

Court	Judge	Current Term End	Age at Next Term Start	Age Barred From Seeking New Term	Next Election	Election Type
Pike CC	Moraleja, Anthony	12/31/30	64	No	11/05/30	FTC: 01-01-2031

Note: "FTC" means Full Term Commencing [date].

Table 6. Pike County Court, Incoming Cases Per Judge, 2016 to 2025

Case Type	2016	2017	2018	2019	2020	2021	2022	2023	2024	2025
Contracts	298	495	512	634	363	429	402	486	645	702
F.E.D. (Evictions)	110	123	117	111	76	76	88	90	107	101
Other Civil	17	22	14	25	10	11	18	21	20	35
Pers. Inj./Prop. Damage	0	1	0	0	0	0	0	0	0	0
Small Claims	47	42	30	35	30	22	27	26	25	30
All Civil Case Types	472	683	673	805	479	538	535	623	797	868
Felonies	157	172	142	125	135	155	121	119	98	108
Misdemeanors	1,164	1,477	1,527	1,342	1,075	1,137	987	916	790	700
All Criminal Case Types	1,321	1,649	1,669	1,467	1,210	1,292	1,108	1,035	888	808
O.V.I.	183	205	103	101	110	139	119	149	112	78
Other Traffic	2,801	2,450	1,927	1,724	1,472	1,852	2,247	1,804	1,768	1,672
All Traffic Case Types	2,984	2,655	2,030	1,825	1,582	1,991	2,366	1,953	1,880	1,750
All Case Types	4,777	4,987	4,372	4,097	3,271	3,821	4,009	3,611	3,565	3,426

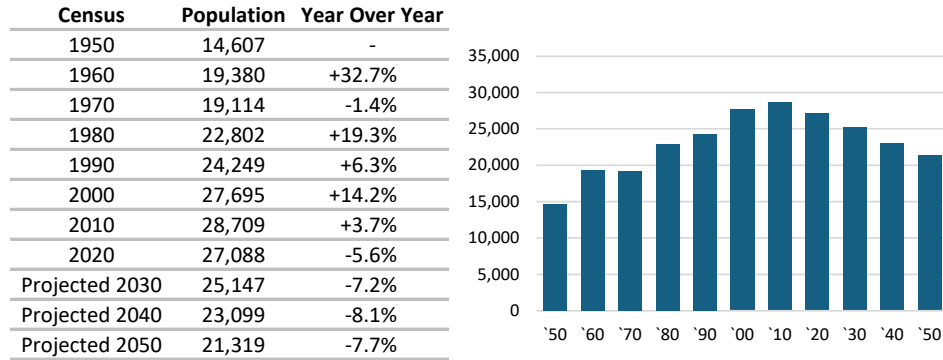
Magistrate History

None.

Pike County

County Population

Figure 1. County Population Trend



Note: Projections from Ohio Department of Development, Office of Research, County Trends Reports

Portage County

Court of Common Pleas

The Portage County Court of Common Pleas currently consists of three divisions: a General Division with two judgeships, a combined Probate and Juvenile Division with one judgeship, and a Domestic Relations Division with one judgeship. Prior to 1987, the court had two divisions: a combined General and Domestic Relations Division and a combined Probate and Juvenile Division. In 1987, the court was reconfigured and a separately administered Domestic Relations Division was established.

Table 1. Court of Common Pleas, Historical Changes

Year	Configuration	Divisional Configuration										
		General and DR			General Only		Probate and Juvenile			DR Only		Total
		Judges	Filings		Judges	Filings	Judges	Filings		Judges	Filings	
1955	Gen/DR + Prob/Juv	1	nd	nd	N/A	N/A	1	nd	nd	N/A	N/A	2
1960	Gen/DR + Prob/Juv	1	578	382	N/A	N/A	1	nd	nd	N/A	N/A	2
1961	Gen/DR + Prob/Juv	2	737	406	N/A	N/A	1	nd	nd	N/A	N/A	3
1972	Gen/DR + Prob/Juv	2	-	-	N/A	N/A	1	nd	1,029	N/A	N/A	3
1974	Gen/DR + Prob/Juv	2	-	-	N/A	N/A	1	888	-	N/A	N/A	3
1987	Gen + Prob/Juv + DR	N/A	N/A	N/A	2	1,056	1	959	2,755	1	928	4
2025	Gen + Prob/Juv + DR	N/A	N/A	N/A	2	1,602	1	1,047	1,340	1	1,796	4

Note: Number of filings (incoming cases per judge) is shown where either (1) data for that subject matter was first collected, (2) a new judgeship was added, or (3) the divisional configuration of the court was changed. Years with no such changes are excluded from the table. "nd" means no data available. Current data (2025) are shown at the bottom of the table. Probate courts did not become part of the courts of common pleas until 1970.

Table 2. Court of Common Pleas, Current Roster

Division	Judge	Current Term End	Age at Next Term Start	Age Barred From Seeking New Term	Next Election	Election Type
Domestic Relations	Giulitto, Paula C.	01/01/29	61	No	11/07/28	FTC: 01-02-2029
General	Doherty, Becky	12/31/26	63	No	11/03/26	FTC: 01-01-2027
	Pittman, Laurie J.	12/31/28	69	No	11/07/28	FTC: 01-01-2029
Probate/Juvenile	Smith, Patricia J.	02/08/27	62	No	11/03/26	FTC: 02-09-2027

Note: "FTC" means Full Term Commencing [date].

Table 3a. Civil and Criminal Cases, Incoming Cases Per Judge, 2016 to 2025

Case Type	2016	2017	2018	2019	2020	2021	2022	2023	2024	2025
Administrative Appeals	10	7	7	4	3	3	5	4	5	5
Complex Litigation	0	0	1	0	0	0	0	0	0	0
Foreclosures	254	280	239	200	101	90	145	116	134	131
Other Civil	220	243	233	273	226	227	249	307	295	368
Other Torts	68	63	62	80	60	69	52	58	61	47
Product Liability	2	2	1	0	1	1	0	2	1	1
Professional Tort	2	5	3	1	1	1	4	4	4	1
Workers' Compensation	41	27	35	38	36	38	30	41	29	29
All Civil Case Types	595	626	579	594	426	427	483	530	528	581
Criminal	577	704	813	833	709	929	1,301	1,349	1,101	1,021
All Case Types	1,172	1,330	1,392	1,427	1,134	1,356	1,784	1,879	1,628	1,602

Portage County

Table 3b. Domestic Relations Cases, Incoming Cases Per Judge, 2016 to 2025

Case Type	2016	2017	2018	2019	2020	2021	2022	2023	2024	2025
All Others	151	162	125	125	113	115	110	93	126	175
Change of Custody	38	54	40	39	36	29	126	183	109	100
Domestic Violence	141	155	167	175	157	197	195	276	283	282
Marriage Dissolutions w/Children	76	64	81	74	61	52	55	58	52	46
Marriage Dissolutions w/o Children	118	137	114	92	101	101	123	98	97	116
Marriage Terminations w/Children	158	144	133	134	123	103	96	105	92	94
Marriage Terminations w/o Children	138	106	137	122	85	86	67	82	104	83
Parentage	0	0	0	0	0	0	15	22	80	71
Support - Enforce or Modify	966	790	745	577	660	547	585	817	812	788
U.I.F.S.A.	22	20	14	23	16	21	18	8	0	0
Visitation - Enforce or Modify	22	30	36	25	18	23	40	55	48	41
All Case Types	1,830	1,662	1,592	1,386	1,370	1,274	1,430	1,797	1,803	1,796

Table 3c. Juvenile Cases, Incoming Cases Per Judge, 2016 to 2025

Case Type	2016	2017	2018	2019	2020	2021	2022	2023	2024	2025
Abuse, Neglect or Dependency	215	298	317	323	216	221	175	147	98	87
Adult Cases	55	64	44	33	8	19	28	42	50	40
All Others	6	15	60	41	53	40	50	51	42	44
Custody/Visitation	299	335	309	295	306	319	163	0	0	0
Delinquency	531	619	470	383	289	286	347	325	363	434
Parentage	37	30	19	13	12	12	9	0	0	0
Permanent Custody	9	11	25	12	21	12	18	31	19	4
Support - Enforce or Modify	404	411	322	256	165	128	78	0	0	0
Traffic	560	593	573	813	592	591	569	544	587	581
U.I.F.S.A.	0	0	0	0	0	0	0	0	0	0
Unruly	38	55	60	59	20	17	53	53	89	150
All Case Types	2,154	2,431	2,199	2,228	1,682	1,645	1,490	1,193	1,248	1,340

Table 3d. Probate Cases, Incoming Cases Per Judge, 2016 to 2025

Case Type	2016	2017	2018	2019	2020	2021	2022	2023	2024	2025
Adoptions	38	52	44	49	38	62	77	67	75	74
Birth Records	13	7	7	8	4	16	6	8	6	6
Change of Name	80	97	111	136	101	145	123	140	148	121
Civil Actions	12	18	19	17	23	24	24	17	22	12
Civil Commitments	3	1	2	2	0	1	2	5	21	32
Conservatorships	1	0	0	0	0	0	0	0	0	0
Decedents' Estates	547	580	573	593	521	659	754	680	656	672
Guardianships of Adults	43	49	45	58	43	54	44	64	85	78
Guardianships of Minors	8	8	8	10	3	8	14	16	10	19
Minors' Settlements	14	21	14	13	12	17	12	13	17	23
Testamentary Trusts	5	7	5	7	8	4	3	4	4	6
Wrongful Death	22	16	21	11	11	15	8	6	15	4
All Case Types	786	856	849	904	764	1,005	1,067	1,020	1,059	1,047

Portage County

Municipal and County Courts

Portage County Municipal Court is the sole limited jurisdiction trial court in Portage County. From 1954 to 1968, the Ravenna Municipal Court was the only limited jurisdiction trial court in Portage County

Table 4. Limited Jurisdiction Trial Courts, Historical Changes

Year	Portage County Municipal Court		Ravenna Municipal Court		Total Judges
	Judges	Filings	Judges	Filings	
1954	N/A	N/A	1 (ft)	nd	1
1968	2 (ft)	nd	N/A	N/A	2
1975	2 (ft)	7,492	N/A	N/A	2
1980	3 (ft)	8,250	N/A	N/A	3
2025	3 (ft)	8,865	N/A	N/A	3

Note: Number of filings (incoming cases *per judge*) is shown where either (1) data for that court was first collected, (2) a new judgeship was added, or (3) a part-time judgeship (denoted as "(pt)") was converted to full-time status (denoted as "(ft)"). Years with no such changes are excluded from the table. "nd" means no data available. "N/A" means not applicable because court did not exist. Current data (2025) are shown at the bottom of the table.

Table 5. Limited Jurisdiction Trial Courts, Current Roster

Court	Judge	Current	Age at	Age Barred	Next	Election Type
		Term End	Next Term Start	From Seeking New Term		
Portage Co. MC	Poland, Kevin T.	12/31/27	66	No	11/02/27	FTC: 01-01-2028
	Roubic, Melissa	12/31/31	68	No	11/04/31	FTC: 01-01-2032
	VACANT	01/01/28	-	-	11/02/27	FTC: 01-02-2028

Note: "FTC" means Full Term Commencing [date].

Table 6. Portage County Municipal Court, Incoming Cases Per Judge, 2016 to 2025

Case Type	2016	2017	2018	2019	2020	2021	2022	2023	2024	2025
Contracts	802	810	837	892	654	726	666	739	1,081	1,325
F.E.D. (Evictions)	283	297	294	282	235	238	268	263	245	245
Other Civil	439	362	353	356	260	281	281	273	284	285
Pers. Inj./Prop. Damage	13	9	8	9	9	5	9	8	8	9
Small Claims	158	200	154	131	117	133	146	156	133	161
All Civil Case Types	1,695	1,679	1,646	1,670	1,275	1,383	1,371	1,440	1,750	2,025
Felonies	521	483	467	472	400	510	502	535	419	347
Misdemeanors	2,412	2,222	2,207	2,093	1,663	2,015	2,225	1,855	1,466	1,572
All Criminal Case Types	2,933	2,705	2,674	2,565	2,063	2,525	2,726	2,390	1,885	1,919
O.V.I.	516	471	464	437	359	402	454	387	334	375
Other Traffic	7,441	7,184	7,909	7,512	5,266	6,438	5,632	5,459	5,144	4,545
All Traffic Case Types	7,957	7,655	8,373	7,949	5,626	6,840	6,086	5,846	5,477	4,920
All Case Types	12,585	12,039	12,693	12,184	8,964	10,748	10,183	9,676	9,112	8,865

Portage County

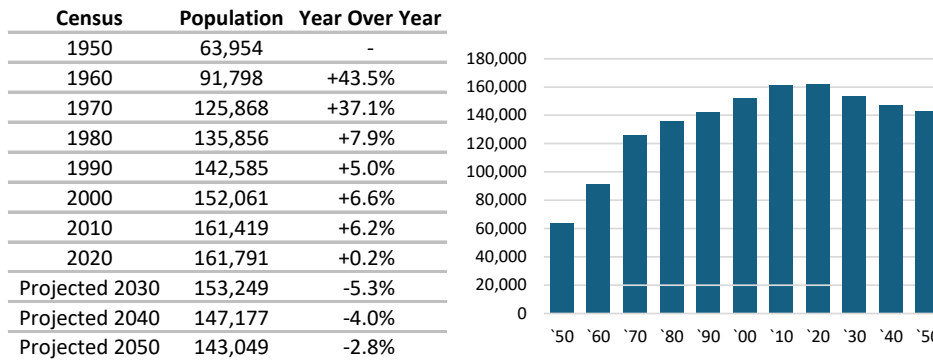
Magistrate History

Table 7. Number of Magistrates

Year	Court of Common Pleas			Portage County Municipal Court
	Domestic Relations Division	General Division	Probate/Juvenile Division	
1996	2	1	2	1
1997	2	1	3	1
1998	2	1	2	1
1999	2	1	2	1
2000	2	1	2	1
2001	2	1	2	1
2002	2	2	3	1
2003	2	2	2	1
2004	2	2	2	1
2005	2	2	2	1
2006	3	2	2	1
2007	2	3	2	1
2008	2	3	2	1
2009	2	2	2	1
2010	2	2	2	1
2011	2	2	2	1
2012	2	2	2	1
2013	2	2	2	1
2014	2	2	2	2
2015	2	3	3	1
2016	2	3	2	1
2017	2	2	2	1
2018	2	3	2	1
2019	3	2	2	1
2020	2	2	3	1
2021	2	2	4	1
2022	2	2	6	1
2023	3	2	5	1
2024	3	2	5	1
2025	3	2	6	1

County Population

Figure 1. County Population Trend



Note: Projections from Ohio Department of Development, Office of Research, County Trends Reports

Preble County

Court of Common Pleas

Since 1955, the Preble County Court of Common Pleas has consisted of two divisions: a combined General and Domestic Relations Division with one judgeship, and a combined Probate and Juvenile Division with one judgeship.

Table 1. Court of Common Pleas, Historical Changes

Year	Configuration	Divisional Configuration						Total Judges
		General and DR			Probate and Juvenile			
		Judges	Filings		Judges	Filings		
		Gen.	DR		Prob.	Juv.		
1955	Gen/DR + Prob/Juv	1	nd	nd	1	nd	nd	2
1960	Gen/DR + Prob/Juv	1	128	95	1	nd	nd	2
1972	Gen/DR + Prob/Juv	1	-	-	1	nd	341	2
1974	Gen/DR + Prob/Juv	1	-	-	1	274	-	2
2025	Gen/DR + Prob/Juv	1	618	278	1	266	620	2

Note: Number of filings (incoming cases per judge) is shown where either (1) data for that subject matter was first collected, (2) a new judgeship was added, or (3) the divisional configuration of the court was changed. Years with no such changes are excluded from the table. "nd" means no data available. Current data (2025) are shown at the bottom of the table. Probate courts did not become part of the courts of common pleas until 1970.

Table 2. Court of Common Pleas, Current Roster

Division	Judge	Current	Age at	Age Barred	Next Election	Election Type
		Term End	Next Term Start	From Seeking New Term		
General and DR	Votel, Martin P.	12/31/30	62	No	11/05/30	FTC: 01-01-2031
Probate and Juvenile	Overmyer, Jenifer K.	02/08/27	60	No	11/03/26	FTC: 02-09-2027

Note: "FTC" means Full Term Commencing [date].

Table 3a. Civil and Criminal Cases, Incoming Cases Per Judge, 2016 to 2025

Case Type	2016	2017	2018	2019	2020	2021	2022	2023	2024	2025
Administrative Appeals	0	0	0	0	0	0	1	0	0	0
Complex Litigation	0	0	0	0	0	0	0	0	0	0
Foreclosures	194	162	135	133	75	58	110	104	115	107
Other Civil	110	145	174	201	171	193	114	163	297	312
Other Torts	0	1	1	0	0	4	2	0	0	0
Product Liability	0	0	0	0	0	0	0	0	0	0
Professional Tort	0	0	0	2	0	0	0	0	0	0
Workers' Compensation	2	4	2	5	1	2	3	0	0	0
All Civil Case Types	306	312	312	341	247	257	230	267	412	419
Criminal	308	330	334	396	390	407	282	340	417	199
All Case Types	614	642	646	737	637	664	512	607	829	618

Preble County

Table 3b. Domestic Relations Cases, Incoming Cases Per Judge, 2016 to 2025

Case Type	2016	2017	2018	2019	2020	2021	2022	2023	2024	2025
All Others	10	14	13	9	12	11	5	14	17	9
Change of Custody	11	17	13	4	5	7	11	9	10	6
Domestic Violence	112	123	139	148	112	141	129	132	105	136
Marriage Dissolutions w/Children	24	22	25	23	20	32	22	19	29	25
Marriage Dissolutions w/o Children	45	48	27	32	33	34	31	34	30	34
Marriage Terminations w/Children	46	55	45	60	35	44	31	36	25	38
Marriage Terminations w/o Children	46	48	47	52	33	41	47	29	35	25
Parentage	0	0	0	1	2	5	2	1	2	0
Support - Enforce or Modify	8	12	16	8	5	10	8	13	25	3
U.I.F.S.A.	3	5	3	0	4	1	3	1	2	0
Visitation - Enforce or Modify	6	7	10	1	8	4	5	3	3	2
All Case Types	311	351	338	338	269	330	294	291	283	278

Table 3c. Juvenile Cases, Incoming Cases Per Judge, 2016 to 2025

Case Type	2016	2017	2018	2019	2020	2021	2022	2023	2024	2025
Abuse, Neglect or Dependency	91	74	63	125	95	98	54	30	67	47
Adult Cases	80	32	25	17	5	13	14	17	21	16
All Others	24	42	34	10	5	3	2	1	0	0
Custody/Visitation	118	157	146	138	122	105	87	119	99	100
Delinquency	320	352	251	175	103	141	169	238	157	176
Parentage	4	1	2	5	3	5	13	1	1	4
Permanent Custody	25	14	6	0	32	33	27	14	12	10
Support - Enforce or Modify	118	141	197	197	137	163	208	163	187	157
Traffic	150	149	92	102	76	92	66	87	81	89
U.I.F.S.A.	5	2	7	7	2	4	12	0	2	2
Unruly	31	20	28	20	13	43	34	23	27	19
All Case Types	966	984	851	796	593	700	686	693	654	620

Table 3d. Probate Cases, Incoming Cases Per Judge, 2016 to 2025

Case Type	2016	2017	2018	2019	2020	2021	2022	2023	2024	2025
Adoptions	20	31	33	25	16	37	24	12	34	28
Birth Records	2	3	1	1	3	3	4	1	1	3
Change of Name	18	14	34	22	21	35	17	16	20	13
Civil Actions	13	7	9	4	3	7	11	5	8	7
Civil Commitments	1	3	2	0	0	3	1	0	0	1
Conservatorships	0	0	0	0	0	0	0	0	0	0
Decedents' Estates	213	201	189	187	218	226	290	231	212	187
Guardianships of Adults	18	24	17	29	19	15	9	15	13	16
Guardianships of Minors	8	5	0	0	1	0	1	5	5	2
Minors' Settlements	2	1	6	1	1	7	3	4	3	8
Testamentary Trusts	0	1	0	2	1	0	0	2	0	1
Wrongful Death	0	0	0	0	0	0	1	0	1	0
All Case Types	295	290	291	271	283	333	361	291	297	266

Preble County

Municipal and County Courts

Eaton Municipal Court, consisting of one full-time judgeship, is the only limited jurisdiction trial court in Preble County. Since its inception, it has not undergone any changes in its structure or number of judgeships.

Table 4. Eaton Municipal Court, Historical Changes

Year	Judges	Filings
1956	1 (pt)	nd
1975	1 (ft)	5,264
2025	1 (ft)	4,562

Note: Number of filings (incoming cases *per judge*) is shown where either (1) data for that court was first collected, (2) a new judgeship was added, or (3) a part-time judgeship (denoted as "(pt)") was converted to full-time status (denoted as "(ft)"). Years with no such changes are excluded from the table. "nd" means no data available. "N/A" means not applicable because court did not exist. Current data (2025) are shown at the bottom of the table.

Table 5. Eaton Municipal Court, Current Roster

Court	Judge	Current	Age at	Age Barred	Next Election	Election Type
		Term End	Next Term Start	From Seeking New Term		
Eaton MC	Kalil, Edmund H.	12/31/27	64	No	11/02/27	FTC: 01-01-2028

Note: "FTC" means Full Term Commencing [date].

Table 6. Eaton Municipal Court, Incoming Cases Per Judge, 2016 to 2025

Case Type	2016	2017	2018	2019	2020	2021	2022	2023	2024	2025
Contracts	470	481	556	714	432	583	497	502	705	870
F.E.D. (Evictions)	140	142	131	131	97	104	107	82	78	84
Other Civil	6	0	6	10	7	6	6	8	10	6
Pers. Inj./Prop. Damage	8	7	6	2	0	0	0	0	0	0
Small Claims	87	141	63	132	86	118	100	120	120	68
All Civil Case Types	711	771	762	989	622	811	710	712	913	1,028
Felonies	263	328	297	291	256	238	184	185	174	138
Misdemeanors	1,269	1,463	1,548	1,212	1,167	1,007	683	600	509	534
All Criminal Case Types	1,532	1,791	1,845	1,503	1,423	1,245	867	785	683	672
O.V.I.	186	187	191	171	138	178	151	135	100	90
Other Traffic	4,711	4,715	4,593	4,465	3,106	3,797	2,996	2,404	2,642	2,772
All Traffic Case Types	4,897	4,902	4,784	4,636	3,244	3,975	3,147	2,539	2,742	2,862
All Case Types	7,140	7,464	7,391	7,128	5,289	6,031	4,724	4,036	4,338	4,562

Preble County

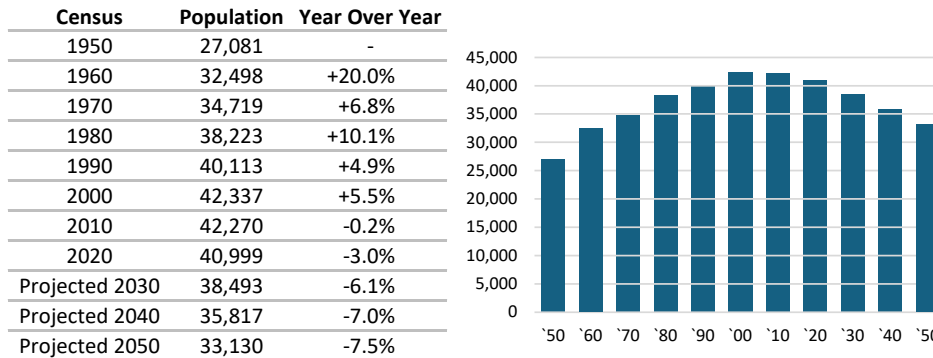
Magistrate History

Table 7. Number of Magistrates

Year	Court of Common Pleas		Eaton Municipal Court
	General and DR Division	Probate and Juvenile Division	
1996	1	0	0
1997	1	0	0
1998	1	0	0
1999	1	0	0
2000	1	0	0
2001	1	1	0
2002	1	1	0
2003	1	1	0
2004	0	1	1
2005	0	1	1
2006	0	1	1
2007	0	1	1
2008	0	1	1
2009	1	1	1
2010	1	1	1
2011	1	1	1
2012	1	1	1
2013	1	1	1
2014	1	1	1
2015	2	1	1
2016	2	0	1
2017	2	0	1
2018	2	0	2
2019	2	0	1
2020	2	0	1
2021	2	0	1
2022	2	0	2
2023	2	0	3
2024	3	0	1
2025	3	0	1

County Population

Figure 1. County Population Trend



Note: Projections from Ohio Department of Development, Office of Research, County Trends Reports

Putnam County

Court of Common Pleas

Since 1957, the Putnam County Court of Common Pleas has consisted of two divisions: a combined General and Domestic Relations Division with one judgeship, and a combined Probate and Juvenile Division with one judgeship.

Table 1. Court of Common Pleas, Historical Changes

Year	Configuration	Divisional Configuration						Total Judges
		General and DR			Probate and Juvenile			
		Judges	Filings		Judges	Filings		
		Gen.	DR		Prob.	Juv.		
1957	Gen/DR + Prob/Juv	1	nd	nd	1	nd	nd	2
1960	Gen/DR + Prob/Juv	1	92	29	1	nd	nd	2
1972	Gen/DR + Prob/Juv	1	-	-	1	nd	280	2
1974	Gen/DR + Prob/Juv	1	-	-	1	249	-	2
2025	Gen/DR + Prob/Juv	1	229	120	1	210	359	2

Note: Number of filings (incoming cases per judge) is shown where either (1) data for that subject matter was first collected, (2) a new judgeship was added, or (3) the divisional configuration of the court was changed. Years with no such changes are excluded from the table. "nd" means no data available. Current data (2025) are shown at the bottom of the table. Probate courts did not become part of the courts of common pleas until 1970.

Table 2. Court of Common Pleas, Current Roster

Division	Judge	Current	Age at	Age Barred	Next Election	Election Type
		Term End	Next Term Start	From Seeking New Term		
General and DR	Schierloh, Keith H.	05/08/29	58	No	11/07/28	FTC: 05-09-2029
Probate and Juvenile	Borer, Michael A.	02/08/27	66	No	11/03/26	FTC: 02-09-2027

Note: "FTC" means Full Term Commencing [date].

Table 3a. Civil and Criminal Cases, Incoming Cases Per Judge, 2016 to 2025

Case Type	2016	2017	2018	2019	2020	2021	2022	2023	2024	2025
Administrative Appeals	0	0	0	0	0	0	1	0	0	0
Complex Litigation	0	0	0	0	0	0	0	0	0	0
Foreclosures	61	81	60	49	44	33	37	36	23	50
Other Civil	31	31	55	49	18	38	37	52	80	76
Other Torts	6	11	11	8	9	5	9	8	7	3
Product Liability	0	0	0	0	0	0	0	0	0	0
Professional Tort	0	0	0	0	0	0	0	0	0	0
Workers' Compensation	6	10	14	10	8	7	2	3	6	5
All Civil Case Types	104	133	140	116	79	83	86	99	116	134
Criminal	89	74	106	92	95	60	53	57	71	95
All Case Types	193	207	246	208	174	143	139	156	187	229

Putnam County

Table 3b. Domestic Relations Cases, Incoming Cases Per Judge, 2016 to 2025

Case Type	2016	2017	2018	2019	2020	2021	2022	2023	2024	2025
All Others	4	29	21	23	16	10	21	33	13	1
Change of Custody	2	13	17	5	7	7	5	8	4	1
Domestic Violence	11	10	18	24	15	19	19	22	33	34
Marriage Dissolutions w/Children	24	17	15	22	23	19	13	10	19	13
Marriage Dissolutions w/o Children	27	18	17	19	17	20	22	24	20	24
Marriage Terminations w/Children	56	31	22	22	24	30	21	23	21	28
Marriage Terminations w/o Children	18	23	15	14	14	26	13	17	11	17
Parentage	0	0	0	0	0	0	0	0	0	0
Support - Enforce or Modify	1	15	17	5	8	1	5	4	0	1
U.I.F.S.A.	3	4	6	5	5	3	4	2	1	1
Visitation - Enforce or Modify	0	0	0	0	0	0	0	0	0	0
All Case Types	146	160	148	139	129	135	123	143	122	120

Table 3c. Juvenile Cases, Incoming Cases Per Judge, 2016 to 2025

Case Type	2016	2017	2018	2019	2020	2021	2022	2023	2024	2025
Abuse, Neglect or Dependency	34	43	38	26	34	27	40	22	28	20
Adult Cases	26	23	4	0	10	17	18	27	18	10
All Others	10	5	3	17	4	3	5	1	3	2
Custody/Visitation	34	29	30	40	21	20	29	44	44	42
Delinquency	194	143	101	76	98	132	139	118	104	84
Parentage	63	64	60	56	48	44	73	92	65	54
Permanent Custody	4	1	1	2	0	2	0	6	0	5
Support - Enforce or Modify	51	66	72	66	37	53	63	96	88	32
Traffic	127	156	113	114	101	110	102	102	122	90
U.I.F.S.A.	0	0	0	0	0	0	0	0	0	0
Unruly	23	27	24	22	18	25	17	23	13	20
All Case Types	566	557	446	419	371	433	486	531	485	359

Table 3d. Probate Cases, Incoming Cases Per Judge, 2016 to 2025

Case Type	2016	2017	2018	2019	2020	2021	2022	2023	2024	2025
Adoptions	9	10	6	11	5	13	18	10	12	9
Birth Records	0	0	0	0	0	0	0	0	0	0
Change of Name	6	9	15	11	16	14	15	20	10	12
Civil Actions	6	0	9	3	5	8	1	5	4	4
Civil Commitments	4	0	5	2	1	2	2	1	1	1
Conservatorships	0	0	0	0	0	0	0	0	0	0
Decedents' Estates	166	178	158	178	187	182	209	152	162	156
Guardianships of Adults	23	26	17	12	13	10	23	19	14	13
Guardianships of Minors	5	2	1	2	9	4	3	6	7	1
Minors' Settlements	4	2	1	5	1	2	1	1	2	9
Testamentary Trusts	0	3	2	2	8	0	1	1	2	2
Wrongful Death	2	0	1	0	1	2	4	2	3	3
All Case Types	225	230	215	226	246	237	277	217	217	210

Putnam County

Municipal and County Courts

Putnam County Municipal Court, consisting of one full-time judgeship, is the only limited jurisdiction trial court in Putnam County. Prior to 2011, Putnam County Court was the sole limited jurisdiction court in Putnam County, which consisted of two part-time judgeships.

Table 4. Putnam County Municipal Court, Historical Changes

Year	Putnam County Court		Putnam County Municipal Court		Total Judges
	Judges	Filings	Judges	Filings	
1958	1 (pt)	nd	N/A	N/A	1
1973	2 (pt)	nd	N/A	N/A	2
1975	2 (pt)	2,584	N/A	N/A	2
2011	N/A	N/A	1 (ft)	nd	1
2025	N/A	N/A	1 (ft)	2,770	1

Note: Number of filings (incoming cases *per judge*) is shown where either (1) data for that court was first collected, (2) a new judgeship was added, or (3) a part-time judgeship (denoted as "(pt)") was converted to full-time status (denoted as "(ft)"). Years with no such changes are excluded from the table. "nd" means no data available. "N/A" means not applicable because court did not exist. Current data (2025) are shown at the bottom of the table.

Table 5. Putnam County Municipal Court, Current Roster

Court	Judge	Current	Age at	Age Barred	Next Election	Election Type
		Term End	Next Term Start	From Seeking New Term		
Putnam Co. MC	Niese, Chad C.	12/31/29	57	No	11/06/29	FTC: 01-01-2030

Note: "FTC" means Full Term Commencing [date].

Table 6. Putnam County Municipal Court, Incoming Cases Per Judge, 2016 to 2025

Case Type	2016	2017	2018	2019	2020	2021	2022	2023	2024	2025
Contracts	366	401	417	391	277	234	246	297	420	433
F.E.D. (Evictions)	37	40	32	25	21	20	22	18	28	12
Other Civil	1	1	1	1	0	1	0	0	2	0
Pers. Inj./Prop. Damage	5	0	0	0	0	0	0	0	0	0
Small Claims	44	45	40	30	36	25	60	26	25	23
All Civil Case Types	453	487	490	447	334	280	328	341	475	468
Felonies	55	38	28	34	33	31	31	36	47	34
Misdemeanors	311	455	432	360	246	200	248	231	255	217
All Criminal Case Types	366	493	460	394	279	231	279	267	302	251
O.V.I.	127	130	148	137	105	98	55	69	108	98
Other Traffic	1,657	2,979	2,231	2,292	1,410	1,976	1,525	1,549	2,225	1,953
All Traffic Case Types	1,784	3,109	2,379	2,429	1,515	2,074	1,580	1,618	2,333	2,051
All Case Types	2,603	4,089	3,329	3,270	2,128	2,585	2,187	2,226	3,110	2,770

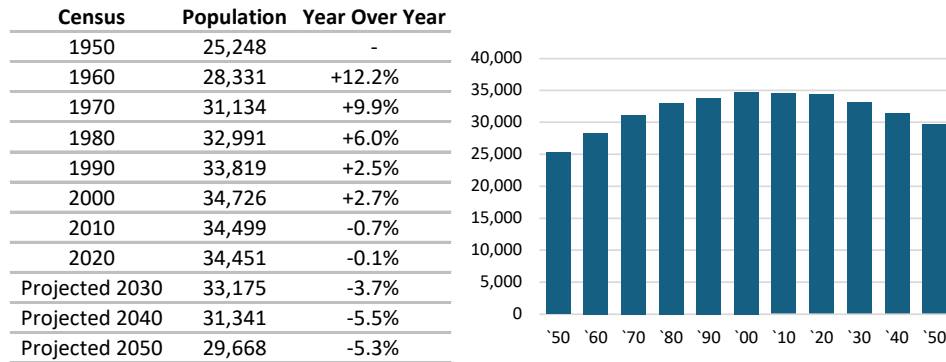
Putnam County

Magistrate History

None.

County Population

Figure 1. County Population Trend



Note: Projections from Ohio Department of Development, Office of Research, County Trends Reports

Richland County

Court of Common Pleas

The Richland County Court of Common Pleas currently consists of four divisions. In 1957, the combined General, Domestic Relations, and Juvenile Division was reconfigured into a separately administered General Division and a combined Domestic Relations and Juvenile Division. Then, in 2005, a separately administered Domestic Relations Division and a separately administered Juvenile Division were established.

Table 1. Court of Common Pleas, Historical Changes

Year	Configuration	Divisional Configuration											Total Judges
		General Only		DR and Juvenile			DR Only		Juvenile Only		Probate Only		
		Judges	Filings	Judges	Filings		Judges	Filings	Judges	Filings	Judges	Filings	
1953	Gen + DR /Juv + Prob	1	nd	1	nd	nd	N/A	N/A	N/A	N/A	N/A	N/A	2
1957	Gen + DR/Juv + Prob	1	nd	1	nd	nd	N/A	N/A	N/A	N/A	1	nd	3
1960	Gen + DR/Juv + Prob	1	464	1	614	nd	N/A	N/A	N/A	N/A	1	nd	3
1961	Gen + DR/Juv + Prob	2	538	1	-	nd	N/A	N/A	N/A	N/A	1	nd	4
1969	Gen + DR/Juv + Prob	2	-	1	-	nd	N/A	N/A	N/A	N/A	1	nd	4
1972	Gen + DR/Juv + Prob	2	-	1	-	2,017	N/A	N/A	N/A	N/A	1	nd	4
1974	Gen + DR/Juv + Prob	2	-	1	-	-	N/A	N/A	N/A	N/A	1	1,429	4
2005	Gen + DR + Juv + Prob	2	-	N/A	N/A	N/A	1	2,665	1	2,419	1	981	5
2025	Gen + DR + Juv + Prob	2	1,052	N/A	N/A	N/A	1	2,031	1	2,191	1	927	5

Note: Number of filings (incoming cases per judge) is shown where either (1) data for that subject matter was first collected, (2) a new judgeship was added, or (3) the divisional configuration of the court was changed. Years with no such changes are excluded from the table. "nd" means no data available. "N/A" means not applicable because division type did not exist. Current data (2025) are shown at the bottom of the table. Probate courts did not become part of the courts of common pleas until 1970.

Table 2. Court of Common Pleas, Current Roster

Division	Judge	Current Term End	Age at Next Term Start	Age Barred From Seeking New Term	Next Election	Election Type
Domestic Relations	Owens, Beth Allen	12/31/28	48	No	11/07/28	FTC: 01-01-2029
General	Naumoff, Phillip S.	02/08/27	65	No	11/03/26	FTC: 02-09-2027
	Robinson, Brent N.	01/01/29	59	No	11/07/28	FTC: 01-02-2029
Juvenile	McKinley, William S.	01/02/29	62	No	11/07/28	FTC: 01-03-2029
Probate	Badnell, Kelly L.	02/08/27	60	No	11/03/26	FTC: 02-09-2027

Note: "FTC" means Full Term Commencing [date].

Table 3a. Civil and Criminal Cases, Incoming Cases Per Judge, 2016 to 2025

Case Type	2016	2017	2018	2019	2020	2021	2022	2023	2024	2025
Administrative Appeals	2	4	1	2	3	5	5	1	3	3
Complex Litigation	0	0	0	1	0	0	1	0	0	0
Foreclosures	393	277	267	203	115	67	113	118	96	119
Other Civil	195	175	178	214	137	177	176	176	208	270
Other Torts	66	55	52	52	55	58	43	52	43	46
Product Liability	0	1	1	1	1	1	1	0	1	0
Professional Tort	4	7	4	7	5	6	6	5	5	7
Workers' Compensation	28	26	28	36	31	35	18	20	22	22
All Civil Case Types	687	543	530	513	345	348	361	372	375	465
Criminal	482	485	596	645	533	618	560	580	562	587
All Case Types	1,169	1,028	1,126	1,158	878	965	921	952	937	1,052

Richland County

Table 3b. Domestic Relations Cases, Incoming Cases Per Judge, 2016 to 2025

Case Type	2016	2017	2018	2019	2020	2021	2022	2023	2024	2025
All Others	1,571	238	48	50	59	84	101	80	103	109
Change of Custody	133	144	108	145	164	181	174	78	87	79
Domestic Violence	246	246	261	260	258	273	289	283	341	323
Marriage Dissolutions w/Children	73	70	60	77	67	72	57	55	48	58
Marriage Dissolutions w/o Children	112	87	86	106	93	97	82	67	76	101
Marriage Terminations w/Children	153	155	130	124	124	131	125	91	88	98
Marriage Terminations w/o Children	140	128	120	151	126	137	117	124	105	89
Parentage	162	151	144	144	84	133	110	117	97	98
Support - Enforce or Modify	1,143	2,206	2,563	2,467	1,210	1,096	1,204	1,212	1,395	967
U.I.F.S.A.	6	0	1	2	21	4	4	1	0	0
Visitation - Enforce or Modify	32	44	42	36	46	40	49	68	89	109
All Case Types	3,771	3,469	3,563	3,562	2,252	2,248	2,312	2,176	2,429	2,031

Table 3c. Juvenile Cases, Incoming Cases Per Judge, 2016 to 2025

Case Type	2016	2017	2018	2019	2020	2021	2022	2023	2024	2025
Abuse, Neglect or Dependency	172	309	248	244	207	221	204	172	241	199
Adult Cases	82	107	95	111	69	222	101	146	91	118
All Others	390	372	419	394	299	390	318	366	348	314
Custody/Visitation	267	258	326	291	277	305	282	297	230	287
Delinquency	921	721	629	568	366	376	438	507	538	548
Parentage	0	0	0	0	0	0	0	0	0	0
Permanent Custody	19	19	19	36	34	39	32	51	32	25
Support - Enforce or Modify	0	21	0	10	0	0	0	0	0	0
Traffic	595	568	527	520	363	370	360	364	432	403
U.I.F.S.A.	0	0	0	0	0	0	0	0	0	0
Unruly	108	144	266	208	162	477	336	253	282	297
All Case Types	2,554	2,519	2,529	2,382	1,777	2,400	2,071	2,156	2,194	2,191

Table 3d. Probate Cases, Incoming Cases Per Judge, 2016 to 2025

Case Type	2016	2017	2018	2019	2020	2021	2022	2023	2024	2025
Adoptions	46	45	61	58	61	83	84	75	71	60
Birth Records	7	10	18	21	12	7	14	4	10	8
Change of Name	45	52	55	74	62	72	88	77	92	83
Civil Actions	48	56	51	42	55	37	60	26	17	12
Civil Commitments	33	31	24	23	26	31	22	18	20	23
Conservatorships	0	1	2	1	1	0	0	1	0	0
Decedents' Estates	536	574	609	584	601	687	771	669	617	632
Guardianships of Adults	51	66	49	75	67	71	69	71	56	69
Guardianships of Minors	7	26	15	17	24	10	17	16	15	6
Minors' Settlements	10	9	16	10	21	15	7	16	9	20
Testamentary Trusts	14	12	7	20	14	7	4	5	3	3
Wrongful Death	0	0	0	0	0	0	0	5	15	11
All Case Types	797	882	907	925	944	1,020	1,136	983	925	927

Richland County

Municipal and County Courts

There are currently two limited jurisdiction trial courts in Richland County: Mansfield Municipal Court and Shelby Municipal Court.

Table 4. Limited Jurisdiction Trial Courts, Historical Changes

Year	Mansfield Municipal Court		Shelby Municipal Court		Total Judges
	Judges	Filings	Judges	Filings	
1952	1 (ft)	nd	N/A	N/A	1
1958	1 (ft)	nd	1 (pt)	nd	2
1970	2 (ft)	nd	1 (pt)	nd	2
1975	2 (ft)	5,575	1 (pt)	1,635	3
2025	2 (ft)	10,009	1 (pt)	1,727	3

Note: Number of filings (incoming cases per judge) is shown where either (1) data for that court was first collected, (2) a new judgeship was added, or (3) when a part-time judgeship converted to full-time status. Years with no such changes are excluded from the table. "(pt)" and "(ft)" mean part-time and full-time, respectively and are only noted in the table for courts that had a part-time to full-time conversion. "nd" means no data available. "N/A" means not applicable because court did not exist. Current data (2025) are shown at the bottom of the table.

Table 5. Limited Jurisdiction Trial Courts, Current Roster

Court	Judge	Current	Age at	Age Barred	Next	
		Term End	Next Term Start	From Seeking New Term	Election	Election Type
Mansfield MC	Badnell, David C.	01/01/30	62	No	11/06/29	FTC: 01-02-2030
	Kemerer, Michael J.	12/31/29	49	No	11/06/29	FTC: 01-01-2030
Shelby MC	Studer, Sheree L.	12/31/29	51	No	11/06/29	FTC: 01-01-2030

Note: "FTC" means Full Term Commencing [date].

Table 6a. Mansfield Municipal Court, Incoming Cases Per Judge, 2016 to 2025

Case Type	2016	2017	2018	2019	2020	2021	2022	2023	2024	2025
Contracts	853	857	1,099	1,202	980	988	997	1,033	1,469	1,654
F.E.D. (Evictions)	516	535	535	490	308	329	382	392	336	306
Other Civil	18	15	5	10	10	7	6	4	5	5
Pers. Inj./Prop. Damage	26	19	25	19	18	18	20	28	16	13
Small Claims	32	42	30	33	30	31	26	34	39	27
All Civil Case Types	1,445	1,467	1,693	1,753	1,345	1,372	1,431	1,490	1,865	2,004
Felonies	232	208	255	251	256	265	224	270	251	253
Misdemeanors	4,010	3,952	3,814	3,028	2,405	2,643	2,504	2,469	2,587	2,112
All Criminal Case Types	4,242	4,160	4,069	3,278	2,661	2,908	2,728	2,739	2,837	2,364
O.V.I.	369	434	409	368	268	398	281	287	240	269
Other Traffic	7,616	7,567	6,740	6,297	4,019	5,095	4,912	4,324	5,625	5,372
All Traffic Case Types	7,985	8,001	7,148	6,664	4,287	5,493	5,193	4,610	5,865	5,641
All Case Types	13,671	13,627	12,910	11,695	8,292	9,772	9,351	8,838	10,567	10,009

Richland County

Table 6b. Shelby Municipal Court, Incoming Cases Per Judge, 2016 to 2025

Case Type	2016	2017	2018	2019	2020	2021	2022	2023	2024	2025
Contracts	239	294	350	396	285	279	344	350	449	568
F.E.D. (Evictions)	58	69	63	58	35	50	65	51	35	43
Other Civil	0	0	0	0	0	0	0	1	1	0
Pers. Inj./Prop. Damage	0	0	0	0	0	1	0	0	0	0
Small Claims	48	28	7	14	6	14	10	15	11	9
All Civil Case Types	345	391	420	468	326	344	419	417	496	620
Felonies	8	18	13	19	17	23	26	18	24	16
Misdemeanors	443	438	443	478	536	465	715	625	456	361
All Criminal Case Types	451	456	456	497	553	488	741	643	480	377
O.V.I.	68	90	74	97	72	89	76	63	70	78
Other Traffic	1,479	1,228	982	933	548	690	673	670	635	652
All Traffic Case Types	1,547	1,318	1,056	1,030	620	779	749	733	705	730
All Case Types	2,343	2,165	1,932	1,995	1,499	1,611	1,909	1,793	1,681	1,727

Magistrate History

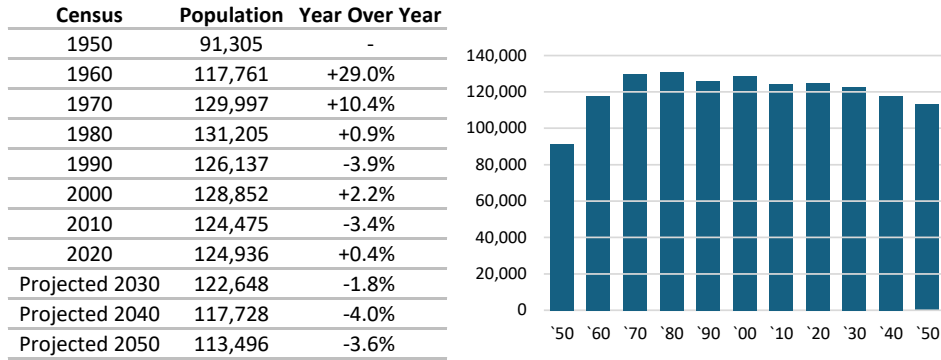
Table 7. Number of Magistrates

Year	Court of Common Pleas				Mansfield Municipal Court	Shelby Municipal Court
	Domestic Relations Division	General Division	Juvenile Division	Probate Division		
1996	2	1	0	0	3	0
1997	2	1	0	0	3	0
1998	4	2	0	0	3	0
1999	3	2	0	0	3	0
2000	3	2	1	0	3	0
2001	2	2	1	0	2	0
2002	2	2	1	0	2	0
2003	4	2	1	0	2	0
2004	4	1	1	0	2	0
2005	4	1	1	0	2	0
2006	5	1	2	0	2	0
2007	4	1	2	0	2	0
2008	4	1	2	0	2	0
2009	4	1	3	0	2	0
2010	1	1	3	0	2	0
2011	2	2	3	0	1	0
2012	2	2	4	0	1	0
2013	2	2	4	0	1	0
2014	3	2	4	0	1	1
2015	3	3	4	1	1	1
2016	3	2	4	1	1	1
2017	2	2	4	1	2	1
2018	2	3	4	1	2	2
2019	4	2	4	1	2	2
2020	3	3	4	1	2	1
2021	2	4	3	1	2	1
2022	2	3	3	1	2	1
2023	3	3	3	1	2	1
2024	4	3	3	1	1	1
2025	2	3	3	2	1	1

Richland County

County Population

Figure 1. County Population Trend



Note: Projections from Ohio Department of Development, Office of Research, County Trends Reports



Ross County

Court of Common Pleas

The Ross County Court of Common Pleas currently consists of two divisions: a combined General and Domestic Relations Division with two judgeships, and a combined Probate and Juvenile Division with one judgeship. The divisional configuration has not changed since 1957. In 1977, an additional judgeship was added to the General and Domestic Relations Division.

Table 1. Court of Common Pleas, Historical Changes

Year	Configuration	Divisional Configuration						Total Judges
		General and DR			Probate and Juvenile			
		Judges	Filings		Judges	Filings		
		Gen.	DR		Prob.	Juv.		
1957	Gen/DR + Prob/Juv	1	nd	nd	1	nd	nd	2
1960	Gen/DR + Prob/Juv	1	342	261	1	nd	nd	2
1972	Gen/DR + Prob/Juv	1	-	-	1	nd	807	2
1974	Gen/DR + Prob/Juv	1	-	-	1	631	-	2
1977	Gen/DR + Prob/Juv	2	825	748	1	-	-	3
2025	Gen/DR + Prob/Juv	2	712	191	1	620	1,555	3

Note: Number of filings (incoming cases per judge) is shown where either (1) data for that subject matter was first collected, (2) a new judgeship was added, or (3) the divisional configuration of the court was changed. Years with no such changes are excluded from the table. "nd" means no data available. Current data (2025) are shown at the bottom of the table. Probate courts did not become part of the courts of common pleas until 1970.

Table 2. Court of Common Pleas, Current Roster

Division	Judge	Current	Age at	Age Barred	Next Election	Election Type
		Term End	Next Term Start	From Seeking New Term		
General and DR	Ater, Michael M.	02/08/29	64	No	11/07/28	FTC: 02-09-2029
	Schmidt, Matthew S.	12/31/30	55	No	11/05/30	FTC: 01-01-2031
Probate and Juvenile	Benson, J. Jeffrey	02/08/27	69	No	11/03/26	FTC: 02-09-2027

Note: "FTC" means Full Term Commencing [date].

Table 3a. Civil and Criminal Cases, Incoming Cases Per Judge, 2016 to 2025

Case Type	2016	2017	2018	2019	2020	2021	2022	2023	2024	2025
Administrative Appeals	1	2	2	1	0	0	0	0	1	0
Complex Litigation	0	0	0	0	0	0	0	0	0	0
Foreclosures	99	96	90	108	28	18	64	60	53	87
Other Civil	165	162	171	162	151	153	174	179	243	240
Other Torts	14	19	16	10	10	13	16	20	17	23
Product Liability	1	0	0	0	0	0	0	0	0	1
Professional Tort	2	1	2	0	1	2	6	2	6	2
Workers' Compensation	31	22	24	24	20	21	17	19	35	27
All Civil Case Types	311	301	304	303	209	207	277	280	352	379
Criminal	326	352	399	459	346	341	335	381	334	333
All Case Types	636	652	702	762	555	548	612	661	686	712

Ross County

Table 3b. Domestic Relations Cases, Incoming Cases Per Judge, 2016 to 2025

Case Type	2016	2017	2018	2019	2020	2021	2022	2023	2024	2025
All Others	4	6	9	2	2	4	2	2	2	1
Change of Custody	21	17	16	9	9	14	10	7	6	3
Domestic Violence	59	48	41	50	52	55	54	64	52	39
Marriage Dissolutions w/Children	32	39	27	37	41	31	30	29	28	25
Marriage Dissolutions w/o Children	55	58	48	44	40	32	43	44	44	43
Marriage Terminations w/Children	50	48	52	56	43	49	39	33	28	26
Marriage Terminations w/o Children	49	50	53	42	34	46	45	44	42	35
Parentage	1	1	1	1	0	1	0	0	1	1
Support - Enforce or Modify	52	37	41	17	10	12	12	7	9	5
U.I.F.S.A.	9	8	11	4	4	4	5	4	11	12
Visitation - Enforce or Modify	9	8	5	2	7	8	2	3	1	3
All Case Types	340	319	302	261	240	254	239	234	221	191

Table 3c. Juvenile Cases, Incoming Cases Per Judge, 2016 to 2025

Case Type	2016	2017	2018	2019	2020	2021	2022	2023	2024	2025
Abuse, Neglect or Dependency	176	279	253	176	178	205	164	191	154	300
Adult Cases	179	164	167	268	80	154	322	240	363	239
All Others	98	79	82	25	32	30	25	30	21	42
Custody/Visitation	101	160	129	149	128	122	119	118	113	123
Delinquency	403	367	354	313	211	148	179	257	220	181
Parentage	17	22	39	33	34	51	45	59	42	42
Permanent Custody	27	10	16	21	19	12	27	23	28	13
Support - Enforce or Modify	119	263	409	419	259	264	358	425	474	310
Traffic	342	266	277	243	212	215	242	203	234	200
U.I.F.S.A.	0	0	0	0	0	0	0	0	0	0
Unruly	93	126	198	126	82	65	85	112	118	105
All Case Types	1,555	1,736	1,924	1,773	1,235	1,266	1,566	1,658	1,767	1,555

Table 3d. Probate Cases, Incoming Cases Per Judge, 2016 to 2025

Case Type	2016	2017	2018	2019	2020	2021	2022	2023	2024	2025
Adoptions	46	37	28	31	45	36	52	31	33	21
Birth Records	7	2	8	9	9	6	5	2	3	7
Change of Name	42	43	37	47	40	64	50	46	44	45
Civil Actions	13	17	19	15	7	13	11	17	13	19
Civil Commitments	76	65	138	100	87	161	177	117	100	107
Conservatorships	0	0	0	0	0	0	0	0	1	0
Decedents' Estates	378	303	331	375	360	459	480	404	355	377
Guardianships of Adults	50	59	36	44	21	45	36	31	26	38
Guardianships of Minors	2	8	9	7	8	5	3	5	2	1
Minors' Settlements	3	12	7	8	4	11	6	11	6	5
Testamentary Trusts	6	4	2	5	1	3	0	2	3	0
Wrongful Death	0	0	0	0	0	0	0	0	0	0
All Case Types	623	550	615	641	582	803	820	666	586	620

Ross County

Municipal and County Courts

Since 1952, Chillicothe Municipal Court has been the sole limited jurisdiction trial court in Ross County.

Table 4. Chillicothe Municipal Court, Historical Changes

Year	Judges	Filings
1952	1 (ft)	nd
1975	1 (ft)	18,635
1977	2 (ft)	12,186
2025	2 (ft)	6,461

Note: Number of filings (incoming cases *per judge*) is shown where either (1) data for that court was first collected, (2) a new judgeship was added, or (3) a part-time judgeship (denoted as "(pt)") was converted to full-time status (denoted as "(ft)"). Years with no such changes are excluded from the table. "nd" means no data available. "N/A" means not applicable because court did not exist. Current data (2025) are shown at the bottom of the table.

Table 5. Chillicothe Municipal Court, Current Roster

Court	Judge	Current	Age at	Age Barred	Next	
		Term End	Next Term Start	From Seeking New Term	Election	Election Type
Chillicothe MC	Miller, Jason M.	12/31/31	55	No	11/04/31	FTC: 01-01-2032
	Washburn, Keith A.	12/31/29	57	No	11/06/29	FTC: 01-01-2030

Note: "FTC" means Full Term Commencing [date].

Table 6. Chillicothe Municipal Court, Incoming Cases Per Judge, 2016 to 2025

Case Type	2016	2017	2018	2019	2020	2021	2022	2023	2024	2025
Contracts	432	632	774	810	559	597	321	720	960	1,159
F.E.D. (Evictions)	203	208	239	201	145	118	91	161	163	135
Other Civil	45	48	58	66	44	59	23	63	65	69
Pers. Inj./Prop. Damage	24	14	19	5	11	7	5	7	5	2
Small Claims	123	137	132	97	84	76	47	88	92	108
All Civil Case Types	825	1,039	1,222	1,178	842	857	486	1,038	1,283	1,472
Felonies	251	243	228	289	240	201	106	211	236	217
Misdemeanors	2,292	2,640	2,851	2,899	2,195	2,100	918	1,604	1,659	1,431
All Criminal Case Types	2,543	2,883	3,079	3,188	2,434	2,301	1,023	1,815	1,895	1,648
O.V.I.	256	276	263	234	213	291	125	215	262	220
Other Traffic	5,217	5,052	4,270	4,030	3,328	4,137	2,071	3,700	3,768	3,121
All Traffic Case Types	5,473	5,328	4,532	4,264	3,540	4,428	2,195	3,915	4,030	3,341
All Case Types	8,840	9,250	8,832	8,629	6,816	7,585	3,705	6,768	7,207	6,461

Ross County

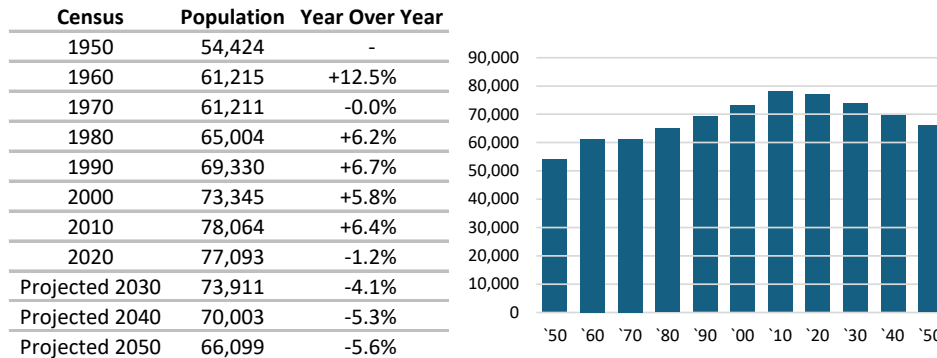
Magistrate History

Table 7. Number of Magistrates

Year	Court of Common Pleas		
	General and DR Division	Probate and Juvenile Division	Chillicothe Municipal Court
1996	1	2	1
1997	1	2	1
1998	1	2	1
1999	1	2	1
2000	1	2	1
2001	1	2	1
2002	1	3	1
2003	1	2	1
2004	1	2	1
2005	1	2	1
2006	1	2	1
2007	1	2	1
2008	1	2	1
2009	1	2	1
2010	1	2	1
2011	1	2	1
2012	1	2	1
2013	1	2	1
2014	1	2	1
2015	1	2	1
2016	1	2	1
2017	1	2	1
2018	1	2	1
2019	1	2	1
2020	1	2	1
2021	1	3	1
2022	1	2	1
2023	1	3	1
2024	1	2	1
2025	1	2	2

County Population

Figure 1. County Population Trend



Note: Projections from Ohio Department of Development, Office of Research, County Trends Reports

Sandusky County

Court of Common Pleas

Since 1955, the Sandusky County Court of Common Pleas has consisted of two divisions: a combined General and Domestic Relations Division with two judgeships, and a combined Probate and Juvenile Division with one judgeship.

Table 1. Court of Common Pleas, Historical Changes

Year	Configuration	Divisional Configuration						Total Judges
		General and DR			Probate and Juvenile			
		Judges	Filings		Judges	Filings		
		Gen.	DR		Prob.	Juv.		
1955	Gen/DR + Prob/Juv	1	nd	nd	1	nd	nd	2
1960	Gen/DR + Prob/Juv	1	293	165	1	nd	nd	2
1972	Gen/DR + Prob/Juv	1	-	-	1	nd	642	2
1974	Gen/DR + Prob/Juv	1	-	-	1	708	-	2
1979	Gen/DR + Prob/Juv	2	198	603	1	637	1,292	3
2025	Gen/DR + Prob/Juv	2	555	212	1	442	1,221	3

Note: Number of filings (incoming cases per judge) is shown where either (1) data for that subject matter was first collected, (2) a new judgeship was added, or (3) the divisional configuration of the court was changed. Years with no such changes are excluded from the table. "nd" means no data available. Current data (2025) are shown at the bottom of the table. Probate courts did not become part of the courts of common pleas until 1970.

Table 2. Court of Common Pleas, Current Roster

Division	Judge	Current	Age at	Age Barred	Next Election	Election Type
		Term End	Next Term Start	From Seeking New Term		
General and DR	Ickes, Jon M.	12/31/26	60	No	11/03/26	FTC: 01-01-2027
	Ray, Jeremiah S.	02/09/27	51	No	11/03/26	FTC: 02-10-2027
Probate and Juvenile	Smith, Bradley J.	02/08/27	57	No	11/03/26	FTC: 02-09-2027

Note: "FTC" means Full Term Commencing [date].

Table 3a. Civil and Criminal Cases, Incoming Cases Per Judge, 2016 to 2025

Case Type	2016	2017	2018	2019	2020	2021	2022	2023	2024	2025
Administrative Appeals	0	0	2	1	0	0	1	1	0	1
Complex Litigation	0	0	0	0	0	0	0	1	0	0
Foreclosures	101	75	124	67	44	28	60	48	55	53
Other Civil	164	150	128	171	126	143	182	191	227	273
Other Torts	14	20	15	23	22	23	20	21	22	29
Product Liability	1	1	1	0	1	0	1	2	0	1
Professional Tort	2	3	4	1	2	1	0	0	2	0
Workers' Compensation	9	10	9	10	8	13	11	10	13	6
All Civil Case Types	290	257	281	272	202	207	273	271	317	361
Criminal	192	220	209	190	180	195	193	223	223	194
All Case Types	481	477	490	462	382	401	465	494	540	555

Sandusky County

Table 3b. Domestic Relations Cases, Incoming Cases Per Judge, 2016 to 2025

Case Type	2016	2017	2018	2019	2020	2021	2022	2023	2024	2025
All Others	8	16	5	9	8	8	7	6	10	9
Change of Custody	10	11	13	13	12	15	10	11	11	9
Domestic Violence	57	51	52	47	63	51	62	69	74	66
Marriage Dissolutions w/Children	29	23	23	21	23	21	14	18	18	16
Marriage Dissolutions w/o Children	31	28	28	31	21	25	26	25	28	23
Marriage Terminations w/Children	32	33	33	33	30	28	25	31	27	33
Marriage Terminations w/o Children	33	35	28	26	31	29	28	28	31	34
Parentage	1	0	0	1	1	0	0	0	1	0
Support - Enforce or Modify	29	33	21	26	16	28	29	19	16	16
U.I.F.S.A.	1	1	2	0	0	0	0	1	1	1
Visitation - Enforce or Modify	9	8	10	6	10	7	5	4	3	7
All Case Types	239	237	214	210	212	210	203	210	217	212

Table 3c. Juvenile Cases, Incoming Cases Per Judge, 2016 to 2025

Case Type	2016	2017	2018	2019	2020	2021	2022	2023	2024	2025
Abuse, Neglect or Dependency	87	108	75	93	75	107	87	101	73	101
Adult Cases	28	23	13	25	18	11	3	18	34	18
All Others	103	117	103	83	88	61	44	43	36	45
Custody/Visitation	358	330	317	350	316	273	272	270	313	226
Delinquency	658	586	579	501	318	378	434	438	336	314
Parentage	0	9	9	18	13	10	12	5	12	4
Permanent Custody	17	16	5	4	2	6	4	6	7	1
Support - Enforce or Modify	312	335	321	292	158	136	238	244	211	209
Traffic	394	383	318	297	224	334	220	220	229	246
U.I.F.S.A.	8	12	7	4	2	3	12	5	3	5
Unruly	99	72	69	44	26	51	96	105	85	52
All Case Types	2,064	1,991	1,816	1,711	1,240	1,370	1,422	1,455	1,339	1,221

Table 3d. Probate Cases, Incoming Cases Per Judge, 2016 to 2025

Case Type	2016	2017	2018	2019	2020	2021	2022	2023	2024	2025
Adoptions	17	15	34	19	16	20	15	16	12	14
Birth Records	7	19	9	4	11	5	13	5	10	11
Change of Name	25	10	28	32	28	52	48	42	35	50
Civil Actions	12	15	5	12	5	7	8	4	9	10
Civil Commitments	4	12	5	8	6	6	8	10	5	9
Conservatorships	0	2	0	1	0	0	0	0	0	0
Decedents' Estates	344	350	342	311	328	377	377	312	298	284
Guardianships of Adults	42	39	26	38	31	37	52	44	38	38
Guardianships of Minors	6	9	2	1	6	3	6	8	2	5
Minors' Settlements	6	4	2	4	8	4	5	6	1	6
Testamentary Trusts	2	1	1	2	2	2	5	2	3	1
Wrongful Death	14	40	11	12	16	9	6	9	11	14
All Case Types	479	516	465	444	457	522	543	458	424	442

Sandusky County

Municipal and County Courts

There are currently three limited jurisdiction trial courts in Sandusky County: Bellevue Municipal Court with one part-time judgeship, Fremont Municipal Court with one full-time judgeship, and Sandusky County Court with one full-time judgeship. Effective January 1, 2025, the sole judgeship in the Sandusky County Court converted to full-time status.

Table 4. Limited Jurisdiction Trial Courts, Historical Changes

Year	Bellevue		Fremont		Sandusky		Total Judges
	Municipal Court Judges	Filings	Municipal Court Judges	Filings	County Court Judges	Filings	
1952	1 (pt)	nd	N/A	N/A	N/A	N/A	1
1966	1 (pt)	nd	1 (ft)	nd	N/A	N/A	2
1975	1 (pt)	1,624	1 (ft)	5,864	N/A	N/A	2
1995	1 (pt)	2,966	1 (ft)	7,865	2 (pt)	15,229	4
2025	1 (pt)	2,077	1 (ft)	4,609	1 (ft)	10,467	3

Note: Number of filings (incoming cases per judge) is shown where either (1) data for that court was first collected, (2) a new judgeship was added, or (3) a part-time judgeship (denoted as "(pt)") was converted to full-time status (denoted as "(ft)"). Years with no such changes are excluded from the table. "nd" means no data available. "N/A" means not applicable because court did not exist. Current data (2025) are shown at the bottom of the table.

Table 5. Limited Jurisdiction Trial Courts, Current Roster

Court	Judge	Current	Age at	Age Barred	Next	
		Term End	Next Term Start	From Seeking New Term	Election	Election Type
Bellevue MC	Claus, David J.	12/31/29	57	No	11/06/29	FTC: 01-01-2030
Fremont MC	Brudzinski, Daniel L.	12/31/29	64	No	11/06/29	FTC: 01-01-2030
Sandusky CC	Welty, Cynthia A.	12/31/30	68	No	11/05/30	FTC: 01-01-2031

Note: "FTC" means Full Term Commencing [date].

Table 6a. Bellevue Municipal Court, Incoming Cases Per Judge, 2016 to 2025

Case Type	2016	2017	2018	2019	2020	2021	2022	2023	2024	2025
Contracts	231	256	341	467	479	350	336	307	368	700
F.E.D. (Evictions)	62	43	37	33	33	37	25	31	26	26
Other Civil	4	7	15	2	2	8	2	1	1	4
Pers. Inj./Prop. Damage	5	3	7	1	3	3	5	1	4	1
Small Claims	77	79	57	52	22	11	12	10	13	7
All Civil Case Types	379	388	457	555	539	409	380	350	412	738
Felonies	144	92	47	68	76	73	52	72	65	46
Misdemeanors	517	427	340	436	278	374	286	183	143	170
All Criminal Case Types	661	519	387	504	354	447	338	255	208	216
O.V.I.	46	40	35	65	43	52	45	49	34	
Other Traffic	46	40	35	65	43	52	45	49	34	31
All Traffic Case Types	1,807	1,468	2,048	1,665	740	1,327	989	828	1,142	1,092
All Case Types	2,847	2,375	2,892	2,724	1,633	2,183	1,707	1,433	1,762	2,046

Sandusky County

Table 6b. Fremont Municipal Court, Incoming Cases Per Judge, 2016 to 2025

Case Type	2016	2017	2018	2019	2020	2021	2022	2023	2024	2025
Contracts	516	662	738	839	587	720	604	606	733	891
F.E.D. (Evictions)	169	161	184	151	95	95	142	120	128	95
Other Civil	19	32	27	26	8	18	15	11	16	10
Pers. Inj./Prop. Damage	18	8	13	4	14	11	2	4	4	5
Small Claims	231	235	141	168	59	29	44	52	46	30
All Civil Case Types	953	1,098	1,103	1,188	763	873	807	793	927	1,031
Felonies	260	212	143	124	125	169	138	163	128	131
Misdemeanors	994	982	859	965	709	831	937	936	699	673
All Criminal Case Types	1,254	1,194	1,002	1,089	834	1,000	1,075	1,099	827	804
O.V.I.	297	396	234	206	147	164	180	212	178	174
Other Traffic	3,368	3,740	3,000	2,917	1,800	2,500	2,125	1,849	1,911	2,600
All Traffic Case Types	3,665	4,136	3,234	3,123	1,947	2,664	2,305	2,061	2,089	2,774
All Case Types	5,872	6,428	5,339	5,400	3,544	4,537	4,187	3,953	3,843	4,609

Table 6c. Sandusky County Court, Incoming Cases Per Judge, 2016 to 2025

Case Type	2016	2017	2018	2019	2020	2021	2022	2023	2024	2025
Contracts	219	268	323	335	206	230	238	227	311	766
F.E.D. (Evictions)	36	37	44	35	20	26	32	36	27	67
Other Civil	7	6	11	4	2	1	2	1	3	10
Pers. Inj./Prop. Damage	2	2	0	1	0	0	0	0	0	0
Small Claims	34	60	57	41	11	10	12	13	11	25
All Civil Case Types	296	372	434	414	237	266	283	275	351	868
Felonies	90	73	70	58	53	56	43	28	49	83
Misdemeanors	439	429	453	386	391	399	357	343	254	440
All Criminal Case Types	528	501	523	444	443	455	400	371	303	523
O.V.I.	110	120	112	91	104	103	76	70	74	147
Other Traffic	6,216	6,000	6,787	5,523	4,114	5,299	4,074	3,274	4,607	8,929
All Traffic Case Types	6,326	6,120	6,899	5,613	4,218	5,401	4,150	3,343	4,681	9,076
All Case Types	7,150	6,993	7,856	6,471	4,898	6,122	4,833	3,989	5,334	10,467

Sandusky County

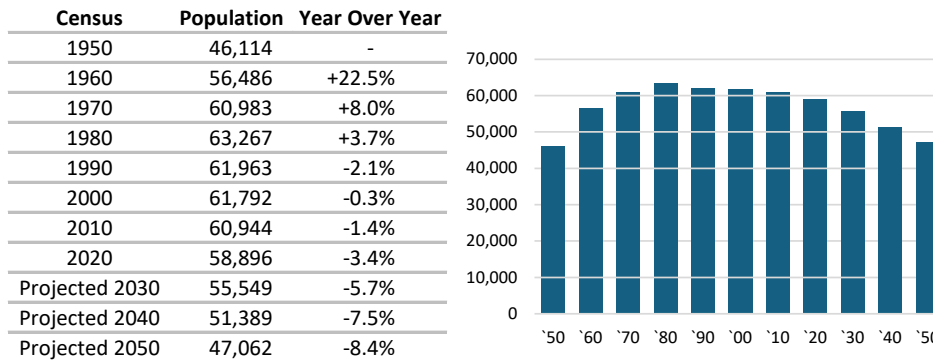
Magistrate History

Table 7. Number of Magistrates

Year	Court of Common Pleas		Bellevue Municipal Court	Fremont Municipal Court	Sandusky County Court
	General and DR Division	Probate and Juvenile Division			
1996	0	2	0	0	0
1997	0	3	0	0	0
1998	1	3	0	0	0
1999	2	3	0	0	0
2000	1	3	0	0	0
2001	1	3	0	0	0
2002	1	3	0	0	0
2003	1	3	0	0	0
2004	1	3	0	0	0
2005	1	3	0	0	0
2006	1	2	0	0	0
2007	1	2	0	0	0
2008	1	2	0	0	0
2009	1	3	0	0	0
2010	1	3	0	0	0
2011	1	5	0	0	0
2012	2	5	0	0	0
2013	2	4	0	0	0
2014	1	4	0	0	0
2015	1	4	0	0	0
2016	2	3	0	0	0
2017	1	3	0	0	0
2018	1	3	0	0	0
2019	1	3	0	0	0
2020	2	3	0	0	0
2021	2	3	0	0	0
2022	2	3	0	0	0
2023	3	4	0	0	0
2024	2	4	0	0	0
2025	2	4	0	0	0

County Population

Figure 1. County Population Trend



Note: Projections from Ohio Department of Development, Office of Research, County Trends Reports



Scioto County

Court of Common Pleas

The Scioto County Court of Common Pleas currently consists of three divisions: a two-judge General Division, a single-judge Domestic Relations Division, and a single-judge Probate and Juvenile Division.

Table 1. Court of Common Pleas, Historical Changes

Year	Configuration	Divisional Configuration										Total Judges
		General Only		DR Only		Probate and Juvenile			General and DR			
		Judges	Filings	Judges	Filings	Judges	Filings		Judges	Filings		
					Prob.	Juv.		Gen.	DR			
1957	Gen/DR + Prob/Juv	N/A	N/A	N/A	N/A	1	nd	nd	1	nd	nd	2
1960	Gen/DR + Prob/Juv	N/A	N/A	N/A	N/A	1	nd	nd	1	600	372	2
1961	Gen/DR + Prob/Juv	N/A	N/A	N/A	N/A	1	nd	nd	2	585	406	3
1972	Gen/DR + Prob/Juv	N/A	N/A	N/A	N/A	1	nd	1,981	2	-	-	3
1974	Gen/DR + Prob/Juv	N/A	N/A	N/A	N/A	1	914	-	2	-	-	3
1995	Gen + DR + Prob/Juv	2	668	1	2,031	1	1,302	2,240	N/A	N/A	N/A	4
2025	Gen + DR + Prob/Juv	2	1,068	1	1,376	1	578	890	N/A	N/A	N/A	4

Note: Number of filings (incoming cases per judge) is shown where either (1) data for that subject matter was first collected, (2) a new judgeship was added, or (3) the divisional configuration of the court was changed. Years with no such changes are excluded from the table. "nd" means no data available. "N/A" means not applicable because division type did not exist. Current data (2025) are shown at the bottom of the table. Probate courts did not become part of the courts of common pleas until 1970.

Table 2. Court of Common Pleas, Current Roster

Division	Judge	Current Term End	Age at Next Term Start	Age Barred From Seeking New Term	Next Election	Election Type
Domestic Relations	Buckler, Jerry L.	01/01/31	66	No	11/05/30	FTC: 01-02-2031
General	Harcha, Howard H.	02/09/27	69	No	11/03/26	FTC: 02-10-2027
	Kuhn, Mark E.	12/31/26	57	No	11/03/26	FTC: 01-01-2027
Probate and Juvenile	Bennett, Rebecca L.	02/08/27	64	No	11/03/26	FTC: 02-09-2027

Note: "FTC" means Full Term Commencing [date].

Scioto County

Table 3a. Civil and Criminal Cases, Incoming Cases Per Judge, 2016 to 2025

Case Type	2016	2017	2018	2019	2020	2021	2022	2023	2024	2025
Administrative Appeals	3	1	1	3	2	3	1	0	2	1
Complex Litigation	1	1	1	0	0	0	1	0	0	2
Foreclosures	136	130	106	103	77	62	127	111	122	178
Other Civil	202	165	189	239	184	221	253	356	470	474
Other Torts	33	35	28	27	31	27	20	18	30	27
Product Liability	1	1	1	1	2	1	1	0	0	0
Professional Tort	5	5	2	5	3	1	2	3	3	3
Workers' Compensation	37	36	32	31	22	25	22	29	26	27
All Civil Case Types	416	372	358	409	319	337	425	516	651	711
Criminal	438	365	528	633	385	417	395	413	371	358
All Case Types	854	736	886	1,041	704	753	820	928	1,022	1,068

Table 3b. Domestic Relations Cases, Incoming Cases Per Judge, 2016 to 2025

Case Type	2016	2017	2018	2019	2020	2021	2022	2023	2024	2025
All Others	63	77	46	69	44	56	46	83	76	58
Change of Custody	32	47	54	77	47	55	50	64	60	58
Domestic Violence	186	253	266	292	338	420	520	566	498	395
Marriage Dissolutions w/Children	35	53	46	66	67	73	62	65	66	62
Marriage Dissolutions w/o Children	87	73	68	63	89	47	67	76	82	74
Marriage Terminations w/Children	145	145	128	166	138	133	135	135	124	108
Marriage Terminations w/o Children	138	130	110	140	114	113	96	94	110	104
Parentage	66	63	60	52	60	55	51	69	68	72
Support - Enforce or Modify	434	730	711	537	412	333	462	369	374	390
U.I.F.S.A.	11	12	10	10	4	5	10	13	14	10
Visitation - Enforce or Modify	31	28	25	25	28	53	46	41	35	45
All Case Types	1,228	1,611	1,524	1,497	1,341	1,343	1,545	1,575	1,507	1,376

Table 3c. Juvenile Cases, Incoming Cases Per Judge, 2016 to 2025

Case Type	2016	2017	2018	2019	2020	2021	2022	2023	2024	2025
Abuse, Neglect or Dependency	140	178	147	170	172	202	157	104	86	105
Adult Cases	70	99	52	92	47	162	111	125	65	60
All Others	3	9	18	8	4	15	15	26	33	17
Custody/Visitation	285	321	324	346	228	249	254	244	233	243
Delinquency	185	240	234	236	150	184	241	253	203	196
Parentage	0	0	0	0	0	0	0	0	0	0
Permanent Custody	6	18	27	27	25	24	56	45	41	21
Support - Enforce or Modify	32	49	26	19	19	8	9	7	7	8
Traffic	263	233	249	224	171	197	141	169	136	146
U.I.F.S.A.	0	0	0	0	0	0	0	0	0	0
Unruly	54	60	81	153	102	193	189	191	156	94
All Case Types	1,038	1,207	1,158	1,275	918	1,234	1,173	1,164	960	890

Scioto County

Table 3d. Probate Cases, Incoming Cases Per Judge, 2016 to 2025

Case Type	2016	2017	2018	2019	2020	2021	2022	2023	2024	2025
Adoptions	40	38	34	67	56	47	33	40	53	63
Birth Records	22	14	16	27	15	14	25	14	14	19
Change of Name	20	34	51	37	25	55	37	34	40	35
Civil Actions	12	23	10	15	15	10	6	9	11	3
Civil Commitments	299	248	212	58	41	63	63	100	80	62
Conservatorships	0	0	0	0	0	0	0	0	0	0
Decedents' Estates	332	486	370	378	358	396	400	388	404	339
Guardianships of Adults	71	70	48	56	34	51	37	44	43	43
Guardianships of Minors	5	11	10	14	3	2	7	9	6	1
Minors' Settlements	7	17	7	18	15	25	10	10	13	12
Testamentary Trusts	3	4	0	4	1	1	3	1	0	1
Wrongful Death	17	0	0	0	0	0	0	0	0	0
All Case Types	828	945	758	674	563	664	621	649	664	578

Municipal and County Courts

Since 1953, Portsmouth Municipal Court with one full-time judgeship has been the sole limited jurisdiction trial court in Scioto County.

Table 4. Portsmouth Municipal Court, Historical Changes

Year	Judges	Filings
1953	1 (ft)	nd
1975	1 (ft)	12,323
1986	2 (ft)	7,282
2025	2 (ft)	2,473

Note: Number of filings (incoming cases *per judge*) is shown where either (1) data for that court was first collected, (2) a new judgeship was added, or (3) a part-time judgeship (denoted as "(pt)") was converted to full-time status (denoted as "(ft)"). Years with no such changes are excluded from the table. "nd" means no data available. "N/A" means not applicable because court did not exist. Current data (2025) are shown at the bottom of the table.

Table 5. Portsmouth Municipal Court, Current Roster

Court	Judge	Current	Age at	Age Barred	Next	
		Term End	Next Term Start	From Seeking New Term	Election	Election Type
Portsmouth MC	Kegley, Russell D.	12/31/29	75	Yes	11/06/29	FTC: 01-01-2030
	Mowery, Steven L.	12/31/27	74	Yes	11/02/27	FTC: 01-01-2028

Note: "FTC" means Full Term Commencing [date].

Scioto County

Table 6. Portsmouth Municipal Court, Incoming Cases Per Judge, 2016 to 2025

Case Type	2016	2017	2018	2019	2020	2021	2022	2023	2024	2025
Contracts	542	850	899	1,188	855	900	737	377	1,005	610
F.E.D. (Evictions)	230	209	229	204	157	142	146	78	176	70
Other Civil	17	7	7	7	5	3	6	3	4	2
Pers. Inj./Prop. Damage	11	13	8	6	4	11	9	2	10	8
Small Claims	55	53	41	49	34	34	43	30	35	26
All Civil Case Types	853	1,131	1,183	1,453	1,054	1,089	939	490	1,229	715
Felonies	208	185	227	195	157	192	156	80	159	78
Misdemeanors	1,010	1,047	1,172	1,105	832	1,057	935	520	955	486
All Criminal Case Types	1,218	1,232	1,398	1,300	989	1,248	1,091	599	1,114	563
O.V.I.	254	354	256	279	240	274	191	77	166	116
Other Traffic	3,604	3,168	3,173	3,436	2,441	3,001	2,535	1,226	2,309	1,079
All Traffic Case Types	3,857	3,522	3,428	3,715	2,680	3,274	2,726	1,302	2,475	1,195
All Case Types	5,928	5,885	6,009	6,468	4,722	5,611	4,755	2,391	4,817	2,473

Magistrate History

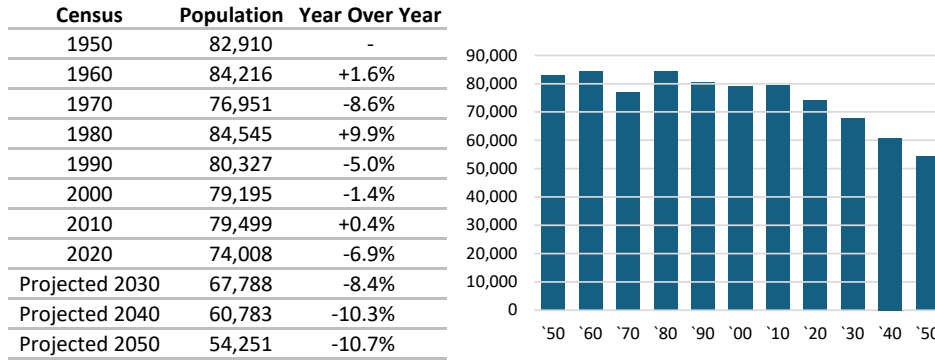
Table 7. Number of Magistrates

Year	Court of Common Pleas			Portsmouth Municipal Court
	Domestic Relations Division	General Division	Probate and Juvenile Division	
1996	0	1	1	1
1997	0	0	1	2
1998	0	0	0	1
1999	1	0	1	1
2000	1	0	1	1
2001	1	0	1	1
2002	1	0	1	1
2003	1	0	1	1
2004	1	0	2	1
2005	1	0	1	1
2006	1	0	1	1
2007	1	0	1	1
2008	1	0	2	1
2009	1	0	1	1
2010	1	0	1	1
2011	1	0	1	1
2012	1	0	1	2
2013	1	0	1	2
2014	1	0	1	1
2015	1	0	2	1
2016	2	0	1	1
2017	2	0	1	1
2018	2	0	1	2
2019	1	0	1	1
2020	1	0	1	1
2021	1	0	1	1
2022	2	0	1	1
2023	1	0	1	1
2024	1	0	2	1
2025	1	0	1	1

Scioto County

County Population

Figure 1. County Population Trend



Note: Projections from Ohio Department of Development, Office of Research, County Trends Reports



Seneca County

Court of Common Pleas

The Seneca County Court of Common Pleas currently consists of two divisions: a combined General and Domestic Relations Division with two judgeships, and a combined Probate and Juvenile Division with one judgeship. The divisional configuration has not changed since 1957. In 1987, an additional judgeship was added to the General and Domestic Relations Division.

Table 1. Court of Common Pleas, Historical Changes

Year	Configuration	Divisional Configuration						Total Judges
		General and DR			Probate and Juvenile			
		Judges	Filings		Judges	Filings		
		Gen.	DR		Prob.	Juv.		
1957	Gen/DR + Prob/Juv	1	nd	nd	1	nd	nd	2
1960	Gen/DR + Prob/Juv	1	186	192	1	nd	nd	2
1972	Gen/DR + Prob/Juv	1	-	-	1	nd	772	2
1974	Gen/DR + Prob/Juv	1	-	-	1	466	-	2
1987	Gen/DR + Prob/Juv	2	368	294	1	584	1,451	3
2025	Gen/DR + Prob/Juv	2	355	145	1	395	1,022	3

Note: Number of filings (incoming cases per judge) is shown where either (1) data for that subject matter was first collected, (2) a new judgeship was added, or (3) the divisional configuration of the court was changed. Years with no such changes are excluded from the table. "nd" means no data available. Current data (2025) are shown at the bottom of the table. Probate courts did not become part of the courts of common pleas until 1970.

Table 2. Court of Common Pleas, Current Roster

Division	Judge	Current	Age at	Age Barred	Next Election	Election Type
		Term End	Next Term Start	From Seeking New Term		
General and DR	Alt, Damon D.	12/31/28	51	No	11/07/28	FTC: 01-01-2029
	Shuff, Steve C.	01/01/29	75	Yes	11/07/28	FTC: 01-02-2029
Probate and Juvenile	Meyer, Jay A.	02/08/27	55	No	11/03/26	FTC: 02-09-2027

Note: "FTC" means Full Term Commencing [date].

Table 3a. Civil and Criminal Cases, Incoming Cases Per Judge, 2016 to 2025

Case Type	2016	2017	2018	2019	2020	2021	2022	2023	2024	2025
Administrative Appeals	0	0	0	0	1	0	0	0	1	1
Complex Litigation	0	0	0	0	0	0	0	0	0	0
Foreclosures	73	69	59	77	36	37	60	37	39	40
Other Civil	78	70	72	96	80	75	73	99	126	157
Other Torts	14	12	11	15	10	8	13	17	10	15
Product Liability	0	1	1	1	0	1	0	1	0	0
Professional Tort	4	5	2	3	18	2	3	4	3	3
Workers' Compensation	6	4	10	6	7	6	6	5	3	6
All Civil Case Types	175	160	153	197	151	127	154	161	180	221
Criminal	142	121	143	135	90	111	134	119	155	134
All Case Types	316	280	296	332	241	238	287	280	334	355

Seneca County

Table 3b. Domestic Relations Cases, Incoming Cases Per Judge, 2016 to 2025

Case Type	2016	2017	2018	2019	2020	2021	2022	2023	2024	2025
All Others	5	3	3	4	5	3	2	4	3	5
Change of Custody	11	14	12	11	9	10	7	8	12	9
Domestic Violence	49	41	44	31	32	52	49	44	41	35
Marriage Dissolutions w/Children	21	24	15	17	16	18	16	19	14	10
Marriage Dissolutions w/o Children	23	22	28	29	21	24	31	12	16	23
Marriage Terminations w/Children	36	26	22	27	24	22	15	19	18	19
Marriage Terminations w/o Children	17	19	18	26	14	26	23	26	20	19
Parentage	0	0	0	0	0	0	0	0	0	0
Support - Enforce or Modify	36	33	25	26	13	16	15	18	19	21
U.I.F.S.A.	0	0	0	0	0	0	0	0	0	0
Visitation - Enforce or Modify	7	10	6	7	6	5	7	8	5	7
All Case Types	202	190	171	175	138	174	163	155	147	145

Table 3c. Juvenile Cases, Incoming Cases Per Judge, 2016 to 2025

Case Type	2016	2017	2018	2019	2020	2021	2022	2023	2024	2025
Abuse, Neglect or Dependency	40	45	42	55	94	67	65	50	42	48
Adult Cases	18	34	30	32	49	66	71	55	53	65
All Others	34	33	22	19	1	7	20	7	15	5
Custody/Visitation	240	249	189	171	176	176	151	201	193	181
Delinquency	406	293	301	247	255	279	320	286	220	200
Parentage	15	12	8	5	13	13	13	14	13	10
Permanent Custody	0	3	0	0	6	8	3	12	7	10
Support - Enforce or Modify	449	506	519	476	212	284	381	345	302	266
Traffic	202	236	227	195	175	204	175	132	170	179
U.I.F.S.A.	4	3	2	1	0	4	3	11	6	13
Unruly	78	66	33	35	32	30	50	43	44	45
All Case Types	1,486	1,480	1,373	1,236	1,013	1,138	1,252	1,156	1,065	1,022

Table 3d. Probate Cases, Incoming Cases Per Judge, 2016 to 2025

Case Type	2016	2017	2018	2019	2020	2021	2022	2023	2024	2025
Adoptions	20	20	15	16	15	18	20	15	22	29
Birth Records	8	2	6	4	6	7	6	3	7	3
Change of Name	9	30	31	24	21	32	27	28	20	28
Civil Actions	28	20	16	20	18	16	18	11	22	20
Civil Commitments	10	6	9	9	10	13	11	19	9	8
Conservatorships	0	0	0	0	0	0	0	0	0	0
Decedents' Estates	307	336	294	268	284	346	329	304	284	255
Guardianships of Adults	24	30	15	26	29	30	26	22	32	42
Guardianships of Minors	2	1	2	0	3	3	1	5	3	0
Minors' Settlements	9	6	4	7	4	4	6	5	12	8
Testamentary Trusts	3	3	2	2	0	2	4	3	0	1
Wrongful Death	1	0	0	0	0	2	0	1	1	1
All Case Types	421	454	394	376	390	473	448	416	412	395

Seneca County

Municipal and County Courts

Tiffin-Fostoria Municipal Court, consisting of one full-time judgeship, is the only limited jurisdiction trial court in Seneca County. Since its inception on January 1, 2014, it has not undergone any changes in its structure or number of judgeships. Prior to December 31, 2013, there were two limited jurisdiction trial courts in Seneca County: Fostoria Municipal Court and Tiffin Municipal Court, which were consolidated to form Tiffin-Fostoria Municipal Court.

Table 4. Limited Jurisdiction Trial Courts, Historical Changes

Year	Fostoria Municipal		Tiffin Municipal Court		Tiffin-Fostoria Municipal Court		Total Judges
	Judges	Filings	Judges	Filings	Judges	Filings	
1953	1 (ft)	nd	N/A	N/A	N/A	N/A	1
1954	1 (ft)	nd	1 (ft)	nd	N/A	N/A	2
1975	1 (ft)	2,594	1 (ft)	4,264	N/A	N/A	2
2014	N/A	N/A	N/A	N/A	1 (ft)	9,079	1
2025	N/A	N/A	N/A	N/A	1 (ft)	6,296	1

Note: Number of filings (incoming cases *per judge*) is shown where either (1) data for that court was first collected, (2) a new judgeship was added, or (3) a part-time judgeship (denoted as "(pt)") was converted to full-time status (denoted as "(ft)"). Years with no such changes are excluded from the table. "nd" means no data available. "n/a" means not applicable because court did not exist. Current data (2025) are shown at the bottom of the table.

Table 5. Tiffin-Fostoria Municipal Court, Current Roster

Court	Judge	Current	Age at	Age Barred	Next Election	Election Type
		Term End	Next Term Start	From Seeking New Term		
Tiffin-Fostoria MC	Best, Rhonda L.	12/31/31	53	No	11/04/31	FTC: 01-01-2032

Note: "FTC" means Full Term Commencing [date].

Table 6. Tiffin-Fostoria Municipal Court, Incoming Cases Per Judge, 2016 to 2025

Case Type	2016	2017	2018	2019	2020	2021	2022	2023	2024	2025
Contracts	985	1,153	1,641	1,783	1,047	1,109	1,116	1,193	1,660	1,643
F.E.D. (Evictions)	322	338	286	278	204	207	259	209	228	210
Other Civil	56	67	58	41	44	51	13	9	14	10
Pers. Inj./Prop. Damage	0	0	0	0	0	0	10	8	8	4
Small Claims	323	358	390	349	217	241	196	209	205	155
All Civil Case Types	1,686	1,916	2,375	2,451	1,512	1,608	1,594	1,628	2,115	2,022
Felonies	208	147	173	142	106	119	146	142	52	63
Misdemeanors	1,831	1,692	1,717	1,383	1,213	1,057	1,188	1,186	1,099	1,046
All Criminal Case Types	2,039	1,839	1,890	1,525	1,319	1,176	1,334	1,328	1,151	1,109
O.V.I.	399	392	311	252	236	268	236	214	252	203
Other Traffic	5,039	5,200	5,312	4,694	3,642	4,663	3,230	3,057	3,685	3,592
All Traffic Case Types	5,438	5,592	5,623	4,946	3,878	4,931	3,466	3,271	3,937	3,795
All Case Types	9,163	9,347	9,888	8,922	6,709	7,715	6,394	6,227	7,203	6,926

Seneca County

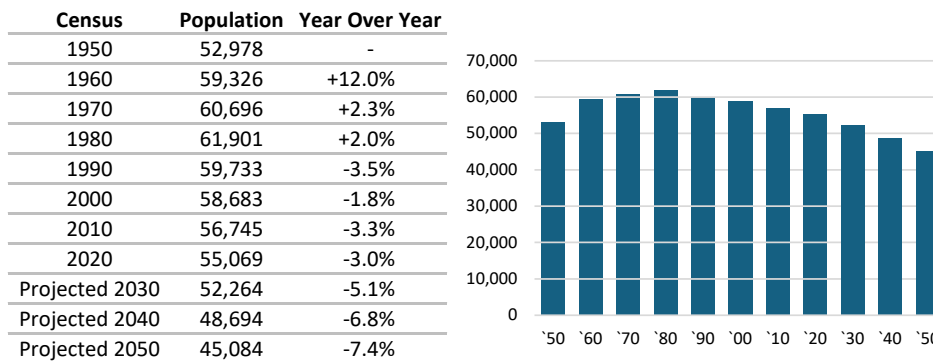
Magistrate History

Table 7. Number of Magistrates

Year	Court of Common Pleas		
	General and DR Division	Probate and Juvenile Division	Tiffin-Fostoria Municipal Court
1996	0	0	N/A
1997	1	0	N/A
1998	1	0	N/A
1999	2	0	N/A
2000	2	0	N/A
2001	2	2	N/A
2002	3	2	N/A
2003	2	3	N/A
2004	2	3	N/A
2005	2	3	N/A
2006	2	3	N/A
2007	2	3	N/A
2008	2	3	N/A
2009	2	3	N/A
2010	2	2	N/A
2011	3	2	N/A
2012	3	1	N/A
2013	3	1	N/A
2014	2	1	0
2015	2	1	0
2016	2	2	0
2017	2	2	0
2018	2	2	0
2019	3	2	0
2020	2	2	0
2021	2	2	0
2022	2	2	0
2023	2	2	0
2024	2	2	0
2025	2	2	0

County Population

Figure 1. County Population Trend



Note: Projections from Ohio Department of Development, Office of Research, County Trends Reports

Shelby County

Court of Common Pleas

Since 1955, the Shelby County Court of Common Pleas has consisted of two divisions: a combined General and Domestic Relations Division with one judgeship, and a combined Probate and Juvenile Division, with one judgeship.

Table 1. Court of Common Pleas, Historical Changes

Year	Configuration	Divisional Configuration						Total Judges
		General and DR			Probate and Juvenile			
		Judges	Filings		Judges	Filings		
		Gen.	DR		Prob.	Juv.		
1955	Gen/DR + Prob/Juv	1	nd	nd	1	nd	nd	2
1960	Gen/DR + Prob/Juv	1	146	71	1	nd	nd	2
1972	Gen/DR + Prob/Juv	1	-	-	1	nd	466	2
1974	Gen/DR + Prob/Juv	1	-	-	1	379	-	2
2025	Gen/DR + Prob/Juv	1	645	226	1	308	964	2

Note: Number of filings (incoming cases per judge) is shown where either (1) data for that subject matter was first collected, (2) a new judgeship was added, or (3) the divisional configuration of the court was changed. Years with no such changes are excluded from the table. "nd" means no data available. Current data (2025) are shown at the bottom of the table. Probate courts did not become part of the courts of common pleas until 1970.

Table 2. Court of Common Pleas, Current Roster

Division	Judge	Current	Age at	Age Barred	Next Election	Election Type
		Term End	Next Term Start	From Seeking New Term		
General and DR	Sell, Timothy S.	12/31/30	73	Yes	11/05/30	FTC: 01-01-2031
Probate and Juvenile	Beigel, Jeffrey J.	02/08/27	67	No	11/03/26	FTC: 02-09-2027

Note: "FTC" means Full Term Commencing [date].

Table 3a. Civil and Criminal Cases, Incoming Cases Per Judge, 2016 to 2025

Case Type	2016	2017	2018	2019	2020	2021	2022	2023	2024	2025
Administrative Appeals	0	1	0	1	0	1	1	2	1	1
Complex Litigation	0	0	0	0	0	0	0	0	0	0
Foreclosures	106	111	90	97	43	48	61	65	81	77
Other Civil	107	85	102	133	130	144	118	132	204	163
Other Torts	32	26	26	35	33	31	25	22	25	38
Product Liability	0	1	0	0	0	1	0	0	0	0
Professional Tort	3	2	3	4	2	2	2	3	3	1
Workers' Compensation	33	22	23	21	31	27	19	14	17	16
All Civil Case Types	281	248	244	291	239	254	226	238	331	296
Criminal	332	328	377	395	342	425	345	320	350	349
All Case Types	613	576	621	686	581	679	571	558	681	645

Shelby County

Table 3b. Domestic Relations Cases, Incoming Cases Per Judge, 2016 to 2025

Case Type	2016	2017	2018	2019	2020	2021	2022	2023	2024	2025
All Others	15	21	18	22	16	16	20	20	21	3
Change of Custody	23	34	26	29	23	30	31	38	29	2
Domestic Violence	37	32	30	43	80	85	108	100	109	72
Marriage Dissolutions w/Children	30	41	42	52	62	26	30	35	26	21
Marriage Dissolutions w/o Children	37	38	59	46	60	51	47	39	38	43
Marriage Terminations w/Children	67	43	54	47	39	44	24	53	37	42
Marriage Terminations w/o Children	42	47	39	46	26	43	33	32	39	39
Parentage	0	0	0	0	0	0	0	0	0	0
Support - Enforce or Modify	30	12	13	26	27	36	39	38	30	4
U.I.F.S.A.	0	0	0	0	0	0	0	0	0	0
Visitation - Enforce or Modify	6	5	7	9	10	9	4	5	3	0
All Case Types	287	273	288	320	343	340	336	360	332	226

Table 3c. Juvenile Cases, Incoming Cases Per Judge, 2016 to 2025

Case Type	2016	2017	2018	2019	2020	2021	2022	2023	2024	2025
Abuse, Neglect or Dependency	97	62	101	93	91	85	91	91	77	96
Adult Cases	29	17	9	5	0	5	15	12	41	31
All Others	47	12	8	8	6	2	8	4	5	10
Custody/Visitation	140	92	92	122	107	136	139	137	109	103
Delinquency	320	318	235	156	103	104	155	203	203	216
Parentage	11	16	20	27	11	19	10	17	18	26
Permanent Custody	25	7	14	11	7	7	9	8	11	9
Support - Enforce or Modify	139	81	106	135	109	196	235	200	184	195
Traffic	240	279	235	263	192	251	184	175	196	158
U.I.F.S.A.	2	2	2	0	1	0	1	3	2	2
Unruly	56	75	81	45	43	43	72	102	99	118
All Case Types	1,106	961	903	865	670	848	919	952	945	964

Table 3d. Probate Cases, Incoming Cases Per Judge, 2016 to 2025

Case Type	2016	2017	2018	2019	2020	2021	2022	2023	2024	2025
Adoptions	37	29	29	26	22	28	29	27	32	14
Birth Records	4	5	3	4	5	5	6	1	3	5
Change of Name	10	11	18	13	20	21	19	23	31	20
Civil Actions	8	6	2	3	7	0	3	4	6	6
Civil Commitments	4	2	1	0	1	3	7	5	3	1
Conservatorships	0	0	0	1	0	0	2	1	0	0
Decedents' Estates	257	294	268	234	275	335	281	276	252	237
Guardianships of Adults	37	22	27	29	13	17	14	20	18	15
Guardianships of Minors	5	5	5	5	7	3	5	2	8	7
Minors' Settlements	1	4	3	8	4	8	8	0	3	3
Testamentary Trusts	1	1	0	0	1	4	5	1	0	0
Wrongful Death	0	0	0	0	0	0	0	0	0	0
All Case Types	364	379	356	323	355	424	379	360	356	308

Shelby County

Municipal and County Courts

Sidney Municipal Court, consisting of one full-time judgeship, is the only limited jurisdiction trial court in Shelby County. Since its inception, it has not undergone any changes in its structure or number of judgeships.

Table 4. Sidney Municipal Court, Historical Changes

Year	Judges	Filings
1953	1 (pt)	nd
1975	1 (ft)	6,710
2025	1 (ft)	6,842

Note: Number of filings (incoming cases *per judge*) is shown where either (1) data for that court was first collected, (2) a new judgeship was added, or (3) a part-time judgeship (denoted as "(pt)") was converted to full-time status (denoted as "(ft)"). Years with no such changes are excluded from the table. "nd" means no data available. "N/A" means not applicable because court did not exist. Current data (2025) are shown at the bottom of the table.

Table 5. Sidney Municipal Court, Current Roster

Court	Judge	Current	Age at	Age Barred	Next	Election Type
		Term	Next Term	From Seeking		
		End	Start	New Term	Election	
Sidney MC	Geise, Steven J.	12/31/31	70	Yes	11/04/31	FTC: 01-01-2032

Note: "FTC" means Full Term Commencing [date].

Table 6. Sidney Municipal Court, Incoming Cases Per Judge, 2016 to 2025

Case Type	2016	2017	2018	2019	2020	2021	2022	2023	2024	2025
Contracts	1,361	1,316	1,413	1,614	1,023	1,209	1,183	1,223	1,343	1,189
F.E.D. (Evictions)	295	283	248	251	179	161	201	225	221	179
Other Civil	23	16	22	17	10	21	18	19	18	16
Pers. Inj./Prop. Damage	21	13	11	24	19	14	17	12	8	4
Small Claims	94	65	119	127	61	32	55	43	38	39
All Civil Case Types	1,794	1,693	1,813	2,033	1,292	1,437	1,474	1,522	1,628	1,427
Felonies	146	170	196	169	126	125	93	116	140	176
Misdemeanors	963	917	1,096	1,010	720	633	608	606	796	898
All Criminal Case Types	1,109	1,087	1,292	1,179	846	758	701	722	936	1,074
O.V.I.	288	222	257	197	148	157	146	115	98	135
Other Traffic	4,819	4,801	5,913	5,173	3,564	5,232	4,038	3,343	3,465	4,206
All Traffic Case Types	5,107	5,023	6,170	5,370	3,712	5,389	4,184	3,458	3,563	4,341
All Case Types	8,010	7,803	9,275	8,582	5,850	7,584	6,359	5,702	6,127	6,842

Shelby County

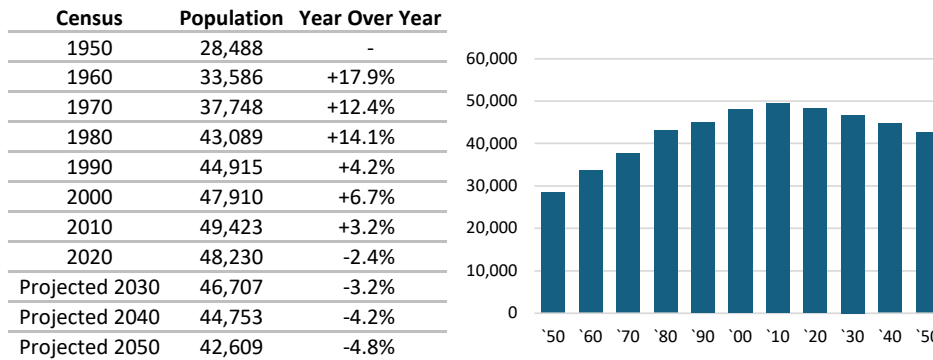
Magistrate History

Table 7. Number of Magistrates

Year	Court of Common Pleas		Sidney Municipal Court
	General and DR Division	Probate and Juvenile Division	
1996	1	0	0
1997	1	0	0
1998	1	1	0
1999	1	1	0
2000	1	1	0
2001	1	1	0
2002	1	1	0
2003	1	1	0
2004	1	1	0
2005	1	1	0
2006	1	1	0
2007	1	1	0
2008	1	1	0
2009	1	2	0
2010	1	1	0
2011	1	1	0
2012	1	1	0
2013	1	2	0
2014	1	1	0
2015	1	1	0
2016	1	1	0
2017	1	2	0
2018	1	1	0
2019	1	1	0
2020	2	2	0
2021	1	2	0
2022	1	2	0
2023	1	2	0
2024	1	2	0
2025	1	2	0

County Population

Figure 1. County Population Trend



Note: Projections from Ohio Department of Development, Office of Research, County Trends Reports

Stark County

Court of Common Pleas

The Stark County Court of Common Pleas currently consists of three divisions: a General Division with five judgeships, a three-judge combined Domestic Relations and Juvenile Division, and a single-judge Probate Division.

Table 1. Court of Common Pleas, Historical Changes

Year	Configuration	Divisional Configuration							Total Filings
		DR and Juvenile			General		Probate		
		Judges	Filings		Judges	Filings	Judges	Filings	
1953	Gen + DR/Juv + Prob	1	nd	nd	1	nd	1	nd	3
1955	Gen + DR/Juv + Prob	1	nd	nd	3	nd	1	nd	5
1959	Gen + DR/Juv + Prob	2	nd	nd	3	nd	1	nd	6
1960	Gen + DR/Juv + Prob	2	1,502	nd	3	1,532	1	nd	6
1967	Gen + DR/Juv + Prob	2	1,012	nd	4	1,703	1	nd	7
1972	Gen + DR/Juv + Prob	2	-	1,887	4	-	1	nd	7
1974	Gen + DR/Juv + Prob	2	-	-	4	-	1	2,762	7
1993	Gen + DR/Juv + Prob	3	861	2,189	5	746	1	3,227	9
2025	Gen + DR/Juv + Prob	3	503	1,529	5	997	1	3,370	9

Note: Number of filings (incoming cases per judge) is shown where either (1) data for that subject matter was first collected, (2) a new judgeship was added, or (3) the divisional configuration of the court was changed. Years with no such changes are excluded from the table. "nd" means no data available. Current data (2025) are shown at the bottom of the table. Probate courts did not become part of the courts of common pleas until 1970.

Table 2. Court of Common Pleas, Current Roster

Division	Judge	Current	Age at	Age Barred	Next Election	Election Type
		Term End	Next Term Start	From Seeking New Term		
DR and Juvenile	Cordova, Michelle L.	12/31/28	58	No	11/07/28	FTC: 01-01-2029
	Hall, Rosemarie A.	01/01/31	73	Yes	11/05/30	FTC: 01-02-2031
	Kreitzer, Matthew P.	12/31/30	57	No	11/05/30	FTC: 01-01-2031
General	Heath, Taryn L.	02/08/27	69	No	11/03/26	FTC: 02-09-2027
	Farmer, Kristin G.	12/31/26	50	No	11/03/26	FTC: 01-01-2027
	Forchione, Frank G.	01/03/27	66	No	11/03/26	FTC: 01-04-2027
	Hartnett, Chryssa N.	01/01/29	62	No	11/07/28	FTC: 01-02-2029
	Haupt, Natalie R.	04/15/31	54	No	11/05/30	FTC: 04-16-2031
Probate	Werren, Curt	02/08/27	59	No	11/03/26	FTC: 02-09-2027

Note: "FTC" means Full Term Commencing [date].

Stark County

Table 3a. Civil and Criminal Cases, Incoming Cases Per Judge, 2016 to 2025

Case Type	2016	2017	2018	2019	2020	2021	2022	2023	2024	2025
Administrative Appeals	4	4	3	3	2	2	2	3	5	4
Complex Litigation	0	0	1	0	0	0	0	0	0	0
Foreclosures	281	259	236	240	109	95	164	171	143	151
Other Civil	156	140	150	154	139	152	151	205	257	305
Other Torts	133	116	106	112	100	96	85	80	79	82
Product Liability	2	1	1	1	0	0	0	1	1	0
Professional Tort	11	12	8	7	9	6	5	12	5	7
Workers' Compensation	48	49	48	49	43	39	44	42	40	39
All Civil Case Types	637	580	552	567	403	391	452	513	529	587
Criminal	324	329	336	374	302	384	398	422	416	409
All Case Types	961	909	889	940	705	774	851	935	945	997

Table 3b. Domestic Relations Cases, Incoming Cases Per Judge, 2016 to 2025

Case Type	2016	2017	2018	2019	2020	2021	2022	2023	2024	2025
All Others	176	170	112	45	36	32	25	27	18	12
Change of Custody	39	41	37	41	33	42	35	22	22	25
Domestic Violence	36	43	50	42	39	45	63	55	50	72
Marriage Dissolutions w/Children	70	75	66	75	75	77	66	71	65	61
Marriage Dissolutions w/o Children	110	101	100	109	100	122	108	104	101	85
Marriage Terminations w/Children	122	109	117	125	113	108	102	90	91	93
Marriage Terminations w/o Children	106	114	108	116	102	114	101	99	101	98
Parentage	0	0	0	0	0	0	0	0	0	0
Support - Enforce or Modify	286	91	82	87	77	50	46	43	51	41
U.I.F.S.A.	0	0	0	0	0	0	0	0	0	0
Visitation - Enforce or Modify	24	22	26	18	22	19	19	17	17	16
All Case Types	969	765	698	659	597	609	564	528	515	503

Table 3c. Juvenile Cases, Incoming Cases Per Judge, 2016 to 2025

Case Type	2016	2017	2018	2019	2020	2021	2022	2023	2024	2025
Abuse, Neglect or Dependency	176	143	112	101	101	108	136	142	152	110
Adult Cases	25	26	19	15	8	12	22	29	80	73
All Others	51	67	61	64	41	50	47	49	38	38
Custody/Visitation	269	312	369	307	297	330	331	349	334	320
Delinquency	738	582	400	353	273	222	333	353	350	295
Parentage	23	22	25	38	35	35	34	37	36	32
Permanent Custody	21	21	25	25	19	22	28	28	32	42
Support - Enforce or Modify	287	360	229	304	335	285	290	232	328	272
Traffic	383	424	360	378	281	359	336	358	307	304
U.I.F.S.A.	22	22	12	8	18	9	12	6	6	5
Unruly	91	77	68	71	36	25	38	54	44	36
All Case Types	2,086	2,057	1,680	1,666	1,444	1,456	1,605	1,636	1,706	1,529

Stark County

Table 3d. Probate Cases, Incoming Cases Per Judge, 2016 to 2025

Case Type	2016	2017	2018	2019	2020	2021	2022	2023	2024	2025
Adoptions	181	123	152	121	162	145	131	135	156	130
Birth Records	21	20	24	25	25	14	67	39	29	73
Change of Name	186	201	230	268	182	265	265	246	300	295
Civil Actions	51	48	40	43	116	49	42	50	68	38
Civil Commitments	283	227	200	120	83	70	126	224	300	503
Conservatorships	0	0	1	0	2	1	0	1	0	0
Decedents' Estates	914	905	961	1,017	1,015	1,575	1,573	1,891	1,686	1,930
Guardianships of Adults	200	222	209	190	147	275	326	293	305	322
Guardianships of Minors	19	10	20	8	8	24	17	25	13	25
Minors' Settlements	28	29	31	29	29	17	19	47	42	46
Testamentary Trusts	3	13	8	6	9	8	11	9	2	7
Wrongful Death	0	0	0	0	5	0	1	1	0	1
All Case Types	1,886	1,798	1,876	1,827	1,783	2,443	2,578	2,961	2,901	3,370

Municipal and County Courts

There are currently three limited jurisdiction trial courts in Stark County: Alliance Municipal Court, Canton Municipal Court, and Massillon Municipal Court.

Table 4. Limited Jurisdiction Trial Courts, Historical Changes

Year	Alliance Municipal Court		Canton Municipal Court		Massillon Municipal Court		Total Judges
	Judges	Filings	Judges	Filings	Judges	Filings	
1953	N/A	N/A	1 (ft)	nd	N/A	N/A	1
1954	1 (ft)	nd	1 (ft)	nd	1 (ft)	nd	3
1970	1 (ft)	nd	2 (ft)	nd	1 (ft)	nd	4
1972	1 (ft)	nd	2 (ft)	nd	2 (ft)	nd	5
1975	1 (ft)	5,642	2 (ft)	8,683	2 (ft)	6,956	5
1978	1 (ft)	5,350	4 (ft)	6,784	2 (ft)	7,722	7
2025	1 (ft)	5,500	4 (ft)	3,416	2 (ft)	8,293	7

Note: Number of filings (incoming cases per judge) is shown where either (1) data for that court was first collected, (2) a new judgeship was added, or (3) a part-time judgeship (denoted as "(pt)") was converted to full-time status (denoted as "(ft)"). Years with no such changes are excluded from the table. "nd" means no data available. "N/A" means not applicable because court did not exist. Current data (2025) are shown at the bottom of the table.

Table 5. Limited Jurisdiction Trial Courts, Current Roster

Court	Judge	Current	Age at	Age Barred	Next	
		Term End	Next Term Start	From Seeking New Term	Election	Election Type
Alliance MC	Zumbar, Andrew L.	12/31/31	64	No	11/04/31	FTC: 01-01-2032
Canton MC	Erchick Gilbert, Katie M.	12/31/31	51	No	11/04/31	FTC: 01-01-2032
	Foltz, Jeremy J.	01/01/32	58	No	11/04/31	FTC: 01-02-2032
	Guardado, Kristen D.	12/31/29	58	No	11/06/29	FTC: 01-01-2030
	Wise, Earle E.	01/01/30	69	No	11/06/29	FTC: 01-01-2026
Massillon MC	Fichter, Joel C.	12/31/31	72	Yes	11/04/31	FTC: 01-01-2032
	Scaasa, Andrea M.	01/01/32	51	No	11/04/31	FTC: 01-02-2032

Note: "FTC" means Full Term Commencing [date].

Stark County

Table 6a. Alliance Municipal Court, Incoming Cases Per Judge, 2016 to 2025

Case Type	2016	2017	2018	2019	2020	2021	2022	2023	2024	2025
Contracts	723	959	1,035	1,071	824	865	851	971	1,308	1,426
F.E.D. (Evictions)	324	276	291	283	155	191	283	251	204	250
Other Civil	7	6	2	10	11	4	4	2	1	6
Pers. Inj./Prop. Damage	7	4	8	18	6	10	5	5	6	4
Small Claims	233	79	111	103	61	47	46	48	36	32
All Civil Case Types	1,294	1,324	1,447	1,485	1,057	1,117	1,189	1,277	1,555	1,718
Felonies	509	410	501	544	540	531	517	453	394	403
Misdemeanors	1,962	1,356	1,731	1,921	1,788	1,644	1,814	1,356	1,088	1,071
All Criminal Case Types	2,471	1,766	2,232	2,465	2,328	2,175	2,331	1,809	1,482	1,474
O.V.I.	255	207	181	169	182	128	194	136	137	158
Other Traffic	3,278	2,217	3,490	3,261	2,523	2,979	3,017	2,207	2,825	2,150
All Traffic Case Types	3,533	2,424	3,671	3,430	2,705	3,107	3,211	2,343	2,962	2,308
All Case Types	7,298	5,514	7,350	7,380	6,090	6,399	6,731	5,429	5,999	5,500

Table 6b. Canton Municipal Court, Incoming Cases Per Judge, 2016 to 2025

Case Type	2016	2017	2018	2019	2020	2021	2022	2023	2024	2025
Contracts	901	1,176	1,179	1,248	850	858	900	1,021	1,348	823
F.E.D. (Evictions)	533	535	501	519	302	343	443	437	437	204
Other Civil	81	57	58	48	51	47	52	43	52	25
Pers. Inj./Prop. Damage	14	16	12	7	7	7	9	3	5	3
Small Claims	141	126	126	120	77	90	91	92	86	46
All Civil Case Types	1,669	1,909	1,877	1,940	1,286	1,346	1,494	1,596	1,928	1,101
Felonies	468	471	461	512	495	569	569	591	596	263
Misdemeanors	1,249	1,258	1,495	1,375	1,215	1,299	1,196	1,199	1,259	588
All Criminal Case Types	1,717	1,729	1,955	1,887	1,710	1,868	1,766	1,790	1,855	850
O.V.I.	268	290	269	199	167	209	196	223	183	92
Other Traffic	3,657	3,827	4,052	3,993	2,283	2,652	2,410	2,453	2,784	1,373
All Traffic Case Types	3,925	4,118	4,321	4,192	2,449	2,861	2,606	2,676	2,967	1,465
All Case Types	7,310	7,755	8,153	8,019	5,445	6,075	5,865	6,062	6,750	3,416

Table 6c. Massillon Municipal Court, Incoming Cases Per Judge, 2016 to 2025

Case Type	2016	2017	2018	2019	2020	2021	2022	2023	2024	2025
Contracts	931	1,019	1,153	1,275	922	905	907	953	1,344	1,678
F.E.D. (Evictions)	309	305	298	309	201	237	295	295	319	281
Other Civil	16	16	11	14	12	9	11	11	16	21
Pers. Inj./Prop. Damage	19	20	11	9	9	7	15	13	12	13
Small Claims	253	281	318	162	144	102	91	90	91	80
All Civil Case Types	1,527	1,639	1,790	1,768	1,286	1,258	1,318	1,361	1,780	2,072
Felonies	402	438	443	474	489	545	480	524	462	470
Misdemeanors	1,498	1,547	1,668	1,718	1,271	1,385	1,244	1,278	1,207	1,213
All Criminal Case Types	1,900	1,985	2,111	2,192	1,760	1,929	1,724	1,802	1,669	1,683
O.V.I.	435	467	373	399	284	385	287	317	288	273
Other Traffic	4,402	4,359	4,765	4,978	3,011	4,004	3,462	3,961	4,147	4,266
All Traffic Case Types	4,836	4,825	5,137	5,377	3,295	4,389	3,749	4,278	4,435	4,539
All Case Types	8,263	8,449	9,038	9,337	6,340	7,576	6,790	7,440	7,884	8,293

Stark County

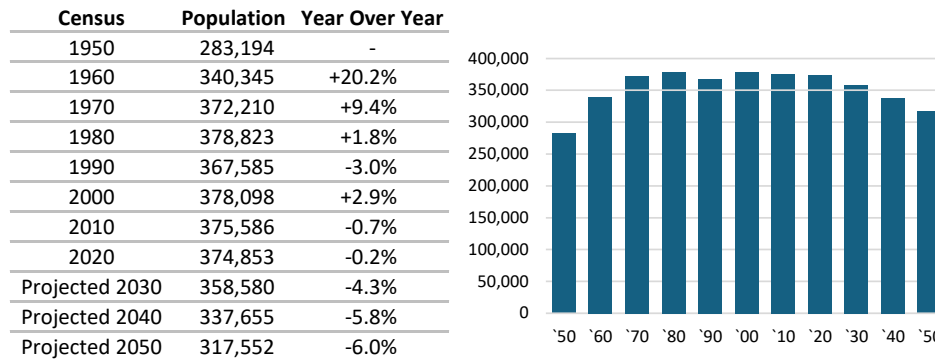
Magistrate History

Table 7. Number of Magistrates

Year	Court of Common Pleas			Alliance Municipal Court	Canton Municipal Court	Massillon Municipal Court
	DR and Juvenile Division	General Division	Probate Division			
1996	8	0	2	0	2	1
1997	8	5	3	0	2	1
1998	8	5	3	0	2	1
1999	9	5	4	0	2	1
2000	8	6	5	0	2	1
2001	8	9	5	0	3	1
2002	8	8	4	0	3	1
2003	8	9	4	0	3	1
2004	9	8	2	0	3	1
2005	11	8	2	0	3	1
2006	8	7	2	0	4	1
2007	8	9	3	0	4	1
2008	8	7	3	0	3	1
2009	9	7	4	0	3	2
2010	9	7	6	1	4	2
2011	9	6	5	1	4	2
2012	7	6	3	1	3	2
2013	8	8	3	1	3	2
2014	11	6	5	0	3	2
2015	10	9	4	0	3	2
2016	8	8	5	0	3	2
2017	8	7	4	0	3	2
2018	8	7	4	0	3	2
2019	8	8	5	0	3	2
2020	7	7	4	0	4	2
2021	8	7	4	1	4	2
2022	7	8	4	1	4	2
2023	9	7	3	0	3	2
2024	9	8	3	0	3	2
2025	9	7	4	1	3	2

County Population

Figure 1. County Population Trend



Note: Projections from Ohio Department of Development, Office of Research, County Trends Reports



Summit County

Court of Common Pleas

The Summit County Court of Common Pleas currently consists of four divisions: a General Division with 10 judgeships, a Domestic Relations Division with two judgeships, a Juvenile Division with one judgeship, and a Probate Division with one judgeship.

Table 1. Court of Common Pleas, Historical Changes

Year	Configuration	Divisional Configuration										Total Judges	
		General and DR			General Only		DR Only		Juvenile Only		Probate Only		
		Judges	Filings		Judges	Filings	Judges	Filings	Judges	Filings	Judges		Filings
1955	Gen/DR + Prob + Juv	3	nd	nd	N/A	N/A	N/A	N/A	1	nd	1	nd	5
1959	Gen/DR + Prob + Juv	6	nd	nd	N/A	N/A	N/A	N/A	1	nd	1	nd	8
1960	Gen/DR + Prob + Juv	6	632	418	N/A	N/A	N/A	N/A	1	nd	1	nd	8
1967	Gen + DR + Prob + Juv	N/A	N/A	N/A	6	708	1	2,836	1	nd	1	nd	9
1969	Gen + DR + Prob + Juv	N/A	N/A	N/A	7	618	1	-	1	nd	1	nd	10
1972	Gen + DR + Prob + Juv	N/A	N/A	N/A	7	-	1	-	1	4,779	1	nd	10
1974	Gen + DR + Prob + Juv	N/A	N/A	N/A	7	-	1	-	1	-	1	5,550	10
1991	Gen + DR + Prob + Juv	N/A	N/A	N/A	8	1,031	1	4,731	1	-	1	-	11
1993	Gen + DR + Prob + Juv	N/A	N/A	N/A	8	-	2	2,797	1	-	1	-	12
2009	Gen + DR + Prob + Juv	N/A	N/A	N/A	10	1,613	2	2,960	1	-	1	-	14
2025	Gen + DR + Prob + Juv	N/A	N/A	N/A	10	1,228	2	2,683	1	4,978	1	4,678	14

Note: Number of filings (incoming cases per judge) is shown where either (1) data for that subject matter was first collected, (2) a new judgeship was added, or (3) the divisional configuration of the court was changed. Years with no such changes are excluded from the table. "nd" means no data available. "N/A" means not applicable because division type did not exist. Current data (2025) are shown at the bottom of the table. Probate courts did not become part of the courts of common pleas until 1970.

Table 2. Court of Common Pleas, Current Roster

Division	Judge	Current	Age at	Age Barred	Next	
		Term End	Next Term Start	From Seeking New Term	Election	Election Type
Domestic Relations	Cook, Katarina V.	01/03/27	62	No	11/03/26	FTC: 01-04-2027
	Hightower, Kani H.	01/05/29	55	No	11/07/28	FTC: 01-06-2029
General	Breaux, Alison	01/04/29	54	No	11/07/28	FTC: 01-05-2029
	Croce, Christine L.	02/08/27	60	No	11/03/26	FTC: 02-09-2027
	McCarty, Alison	01/04/27	64	No	11/03/26	FTC: 01-05-2027
	McLaughlin, Kelly L.	01/02/27	64	No	11/03/26	FTC: 01-03-2027
	Michael, Kathryn	12/31/30	69	No	11/05/30	FTC: 01-01-2031
	O'Brien, Tammy	01/01/27	60	No	11/03/26	FTC: 01-02-2027
	Oldfield, Joy Malek	04/30/27	51	No	11/03/26	FTC: 05-01-2027
	Ross, Susan Baker	05/16/31	65	No	11/05/30	FTC: 05-17-2031
	Rowlands, Mary Margaret	01/05/27	68	No	11/03/26	FTC: 01-06-2027
	Towell, Jennifer D.	01/01/31	56	No	11/05/30	FTC: 01-02-2031
Juvenile	Teodosio, Linda Tucci	12/31/26	70	Yes	11/03/26	FTC: 01-01-2027
Probate	Stormer, Elinore Marsh	02/08/27	70	Yes	11/03/26	FTC: 02-09-2027

Note: "FTC" means Full Term Commencing [date]. "UTE" mean Unexpired Term Ending [date].

Summit County

Table 3a. Civil and Criminal Cases, Incoming Cases Per Judge, 2016 to 2025

Case Type	2016	2017	2018	2019	2020	2021	2022	2023	2024	2025
Administrative Appeals	5	7	5	6	4	6	6	3	5	4
Complex Litigation	0	0	0	0	0	0	0	0	1	1
Foreclosures	290	251	232	213	87	108	142	153	148	153
Other Civil	199	193	212	203	200	222	231	304	381	425
Other Torts	83	88	80	84	78	76	69	69	79	83
Product Liability	1	1	1	1	0	1	1	1	0	0
Professional Tort	8	11	8	11	9	7	7	8	9	8
Workers' Compensation	32	30	31	35	28	25	28	39	40	41
All Civil Case Types	618	580	569	552	406	446	483	576	663	715
Criminal	569	603	562	590	419	538	707	595	616	513
All Case Types	1,187	1,183	1,131	1,141	825	984	1,190	1,171	1,278	1,228

Table 3b. Domestic Relations Cases, Incoming Cases Per Judge, 2016 to 2025

Case Type	2016	2017	2018	2019	2020	2021	2022	2023	2024	2025
All Others	202	178	163	170	126	161	154	142	135	144
Change of Custody	122	127	138	224	234	174	204	180	195	161
Domestic Violence	629	617	630	730	641	873	750	803	837	946
Marriage Dissolutions w/Children	154	149	141	147	137	140	132	113	109	113
Marriage Dissolutions w/o Children	228	209	216	224	205	228	205	208	217	188
Marriage Terminations w/Children	239	242	238	231	207	256	208	211	213	206
Marriage Terminations w/o Children	257	284	261	243	235	267	238	228	222	246
Parentage	189	193	217	203	175	274	216	204	225	214
Support - Enforce or Modify	664	447	398	398	306	326	417	371	438	363
U.I.F.S.A.	39	26	33	38	20	47	44	33	26	20
Visitation - Enforce or Modify	140	138	117	128	134	175	122	120	108	84
All Case Types	2,859	2,608	2,548	2,733	2,418	2,918	2,689	2,610	2,722	2,683

Table 3c. Juvenile Cases, Incoming Cases Per Judge, 2016 to 2025

Case Type	2016	2017	2018	2019	2020	2021	2022	2023	2024	2025
Abuse, Neglect or Dependency	1,077	1,039	1,291	1,035	882	1,065	1,164	1,098	944	730
Adult Cases	659	403	182	170	79	243	264	297	591	500
All Others	48	34	39	29	12	28	31	32	24	22
Custody/Visitation	1,139	1,091	1,068	1,130	665	731	657	726	832	783
Delinquency	2,966	2,623	1,869	1,631	1,026	1,158	1,181	1,330	1,339	1,309
Parentage	0	0	0	0	0	0	0	0	0	0
Permanent Custody	195	131	147	170	161	192	208	176	132	130
Support - Enforce or Modify	79	118	60	31	8	10	27	5	12	10
Traffic	1,441	1,668	1,292	1,207	1,142	1,201	1,165	1,163	1,131	1,015
U.I.F.S.A.	0	0	0	0	0	0	0	0	0	0
Unruly	265	257	395	322	216	361	404	312	454	479
All Case Types	7,869	7,364	6,343	5,725	4,191	4,989	5,101	5,139	5,459	4,978

Summit County

Table 3d. Probate Cases, Incoming Cases Per Judge, 2016 to 2025

Case Type	2016	2017	2018	2019	2020	2021	2022	2023	2024	2025
Adoptions	183	151	112	137	79	145	117	117	130	94
Birth Records	59	53	53	61	32	50	62	100	122	170
Change of Name	325	321	380	428	319	493	528	477	521	575
Civil Actions	100	112	111	127	82	113	120	91	88	117
Civil Commitments	296	271	316	446	429	547	477	402	385	424
Conservatorships	2	6	6	5	3	5	1	2	2	3
Decedents' Estates	2,612	2,559	2,556	2,461	3,601	2,853	2,839	2,733	2,587	2,586
Guardianships of Adults	394	434	427	464	432	455	422	492	441	500
Guardianships of Minors	44	62	56	49	38	42	60	51	63	85
Minors' Settlements	46	40	34	45	44	36	51	77	69	110
Testamentary Trusts	12	13	17	25	17	20	17	9	18	14
Wrongful Death	0	0	0	0	0	0	0	0	0	0
All Case Types	4,073	4,022	4,068	4,248	5,076	4,759	4,694	4,551	4,426	4,678

Municipal and County Courts

There are currently three limited jurisdiction trial courts in Summit County: Akron Municipal Court, Barberton Municipal Court, and Stow Municipal Court. From 1954 until its abolishment on December 31, 2008, the Cuyahoga Falls Municipal Court was in operation. Its caseload was transferred to the newly established Stow Municipal Court.

Table 4. Limited Jurisdiction Trial Courts, Historical Changes

Year	Akron Municipal Court		Barberton Municipal Court		Cuyahoga Falls Municipal Court		Stow Municipal Court		Total Judges
	Judges	Filings	Judges	Filings	Judges	Filings	Judges	Filings	
1952	2 (ft)	nd	N/A	N/A	N/A	N/A	N/A	N/A	2
1954	4 (ft)	nd	N/A	N/A	1 (ft)	nd	N/A	N/A	4
1968	5 (ft)	nd	N/A	N/A	2 (ft)	nd	N/A	N/A	7
1970	5 (ft)	nd	1 (ft)	nd	2 (ft)	nd	N/A	N/A	8
1972	5 (ft)	nd	2 (ft)	nd	2 (ft)	nd	N/A	N/A	9
1975	5 (ft)	13,757	2 (ft)	6,114	2 (ft)	10,005	N/A	N/A	9
1976	6 (ft)	11,152	2 (ft)	-	2 (ft)	-	N/A	N/A	10
2009	6 (ft)	-	2 (ft)	-	N/A	N/A	2 (ft)	10,809	10
2010	6 (ft)	-	2 (ft)	-	N/A	N/A	2 (ft)	-	10
2014	6 (ft)	-	2 (ft)	-	N/A	N/A	2 (ft)	-	10
2025	6 (ft)	5,353	2 (ft)	7,104	N/A	N/A	2 (ft)	11,067	10

Note: Number of filings (incoming cases per judge) is shown where either (1) data for that court was first collected, (2) a new judgeship was added, or (3) when a part-time judgeship converted to full-time status. Years with no such changes are excluded from the table. "(pt)" and "(ft)" mean part-time and full-time, respectively and are only noted in the table for courts that had a part-time to full-time conversion. "nd" means no data available. "N/A" means not applicable because court did not exist. Current data (2025) are shown at the bottom of the table.

Summit County

Table 5. Limited Jurisdiction Trial Courts, Current Roster

Court	Judge	Current	Age at	Age Barred	Next Election	Election Type
		Term End	Next Term Start	From Seeking New Term		
Akron MC	Cable, Ron	12/31/31	57	No	11/04/31	FTC: 01-01-2032
	Hamilton, David H.	01/01/30	45	No	11/06/29	FTC: 01-02-2030
	Larson, Gerald K.	12/31/27	62	No	11/02/27	FTC: 01-01-2028
	Oldham, Jon A.	01/01/26	48	No	11/04/31	FTC: 01-02-2032
	Walker, Nicole Ann	01/02/30	56	No	11/06/29	FTC: 01-03-2030
	Williams, Annalisa S.	12/31/29	73	Yes	11/06/29	FTC: 01-01-2030
Barberton MC	McKenney, Todd M.	12/31/29	66	No	11/06/29	FTC: 01-01-2030
	Stevenson, Diana M.	01/01/26	65	No	11/02/27	UTE: 12-31-2031
Stow MC	Coates, Lisa L.	12/31/27	60	No	11/02/27	FTC: 01-01-2028
	Zibrotsky, Amber	12/31/31	64	No	11/04/31	FTC: 01-01-2032

Note: "FTC" means Full Term Commencing [date]. "UTE" mean Unexpired Term Ending [date].

Table 6a. Akron Municipal Court, Incoming Cases Per Judge, 2016 to 2025

Case Type	2016	2017	2018	2019	2020	2021	2022	2023	2024	*2025
Contracts	886	970	1,080	1,176	789	829	774	819	1,072	1,445
F.E.D. (Evictions)	661	633	602	597	285	413	533	542	538	550
Other Civil	46	56	57	41	25	34	31	30	33	40
Pers. Inj./Prop. Damage	50	37	25	15	13	17	9	23	13	14
Small Claims	102	96	91	81	47	64	65	60	68	73
All Civil Case Types	1,745	1,792	1,853	1,910	1,158	1,357	1,411	1,473	1,724	2,122
Felonies	861	848	857	918	824	995	917	850	868	774
Misdemeanors	3,141	2,437	2,497	2,911	2,103	2,208	2,076	1,916	2,143	943
All Criminal Case Types	4,002	3,285	3,354	3,829	2,927	3,203	2,993	2,766	3,011	1,717
O.V.I.	193	230	270	247	174	192	179	183	191	321
Other Traffic	3,792	3,903	4,222	4,093	2,957	2,916	2,523	2,644	2,955	3,191
All Traffic Case Types	3,985	4,133	4,492	4,341	3,132	3,108	2,702	2,827	3,147	3,513
All Case Types	9,732	9,210	9,699	10,079	7,217	7,668	7,106	7,065	7,881	7,351

* The court is implementing a case management system conversion and has not yet been able to provide Form AJ data for September through December 2025. Data shown above is an annual estimate based on Form AJ data for January through August plus complete Form IJ data.

Table 6b. Barberton Municipal Court, Incoming Cases Per Judge, 2016 to 2025

Case Type	2016	2017	2018	2019	2020	2021	2022	2023	2024	2025
Contracts	538	677	732	885	651	641	600	719	1,044	1,194
F.E.D. (Evictions)	282	259	279	271	193	236	270	233	219	210
Other Civil	135	59	60	60	50	44	42	36	51	42
Pers. Inj./Prop. Damage	23	11	11	15	11	8	7	4	5	11
Small Claims	89	79	89	81	73	77	94	213	268	198
All Civil Case Types	1,066	1,085	1,171	1,311	978	1,005	1,012	1,204	1,586	1,654
Felonies	489	586	614	572	550	735	517	472	389	401
Misdemeanors	1,767	1,859	1,958	1,890	1,656	1,870	1,511	1,525	1,355	1,295
All Criminal Case Types	2,256	2,445	2,572	2,462	2,206	2,605	2,027	1,997	1,744	1,695
O.V.I.	314	243	200	224	221	279	216	198	196	189
Other Traffic	4,249	4,664	3,852	3,859	3,775	4,140	4,382	4,456	3,858	3,567
All Traffic Case Types	4,563	4,907	4,052	4,083	3,995	4,419	4,598	4,653	4,054	3,755
All Case Types	7,884	8,436	7,794	7,856	7,179	8,028	7,637	7,854	7,383	7,104

Summit County

Table 6c. Stow Municipal Court, Incoming Cases Per Judge, 2016 to 2025

Case Type	2016	2017	2018	2019	2020	2021	2022	2023	2024	2025
Contracts	969	1,171	1,373	1,591	1,160	1,179	1,048	1,245	1,697	1,898
F.E.D. (Evictions)	308	312	324	294	189	219	265	276	315	326
Other Civil	45	40	31	25	19	26	20	41	27	24
Pers. Inj./Prop. Damage	35	30	31	30	22	19	19	21	23	24
Small Claims	237	221	202	209	167	217	235	248	244	253
All Civil Case Types	1,592	1,773	1,960	2,148	1,555	1,659	1,586	1,830	2,305	2,524
Felonies	742	899	947	676	550	677	718	805	652	571
Misdemeanors	2,312	2,345	2,283	2,118	1,752	1,934	2,170	2,192	1,860	1,821
All Criminal Case Types	3,053	3,244	3,229	2,794	2,302	2,611	2,887	2,996	2,512	2,392
O.V.I.	374	375	341	318	269	309	318	294	265	269
Other Traffic	6,411	7,368	6,686	6,904	4,821	5,525	5,415	5,952	5,825	5,883
All Traffic Case Types	6,785	7,743	7,026	7,222	5,090	5,834	5,733	6,246	6,090	6,152
All Case Types	11,430	12,760	12,215	12,164	8,947	10,103	10,205	11,071	10,906	11,067

Magistrate History

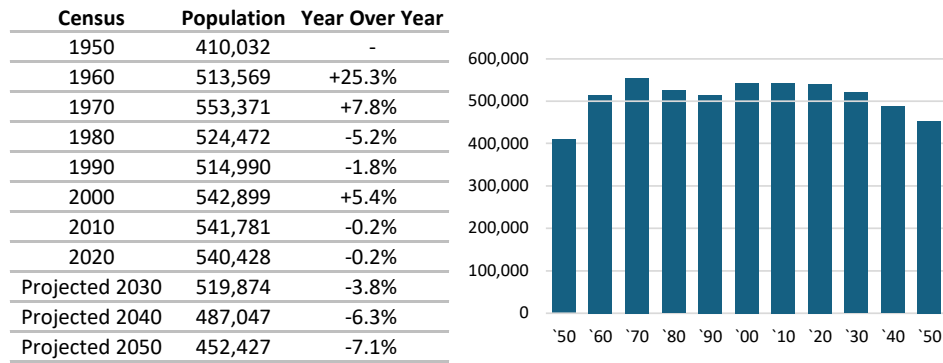
Table 7. Number of Magistrates

Year	Court of Common Pleas				Akron Municipal Court	Barberton Municipal Court	Stow Municipal Court
	Domestic Relations	General Division	Juvenile Division	Probate Division			
1996	7	2	7	5	4	0	N/A
1997	6	2	8	5	4	0	N/A
1998	6	2	13	5	4	0	N/A
1999	8	2	14	5	7	1	N/A
2000	11	1	13	5	8	0	N/A
2001	9	1	11	5	8	0	N/A
2002	10	1	13	5	8	0	N/A
2003	11	1	14	5	10	0	N/A
2004	11	1	14	5	7	0	N/A
2005	13	1	14	5	8	1	N/A
2006	13	1	14	5	7	1	N/A
2007	15	1	14	5	7	1	N/A
2008	14	3	14	5	7	2	N/A
2009	14	9	14	4	8	2	3
2010	15	10	11	6	5	2	4
2011	15	11	12	5	4	2	3
2012	14	13	11	6	7	3	4
2013	14	12	11	4	7	3	4
2014	14	12	11	4	9	3	4
2015	14	9	12	4	9	1	3
2016	13	13	11	3	9	1	3
2017	18	14	16	4	10	1	3
2018	17	13	14	4	9	1	3
2019	17	12	13	4	10	1	4
2020	16	13	14	4	10	1	4
2021	16	14	15	4	10	1	3
2022	14	13	14	4	10	1	3
2023	19	18	12	6	10	1	5
2024	14	14	14	5	10	1	4
2025	15	16	14	6	11	1	4

Summit County

County Population

Figure 1. County Population Trend



Note: Projections from Ohio Department of Development, Office of Research, County Trends Reports

Trumbull County

Court of Common Pleas

The Trumbull County Court of Common Pleas currently consists of three divisions: a General Division, consisting of four judgeships, a combined two-judge Domestic Relations and Juvenile Division, and a single-judge Probate Division.

Table 1. Court of Common Pleas, Historical Changes

Year	Configuration	Divisional Configuration							Total Judges
		DR and Juvenile			General		Probate		
		Judges	Filings DR Juv.		Judges	Filings	Judges	Filings	
1953	Gen + DR/Juv + Prob	1	nd	nd	1	nd	1	nd	3
1955	Gen + DR/Juv + Prob	1	nd	nd	2	nd	1	nd	4
1957	Gen + DR/Juv + Prob	1	nd	nd	3	nd	1	nd	5
1960	Gen + DR/Juv + Prob	1	841	nd	3	510	1	nd	5
1972	Gen + DR/Juv + Prob	1	-	2,833	3	-	1	nd	5
1974	Gen + DR/Juv + Prob	1	-	-	3	-	1	2,358	5
1977	Gen + DR/Juv + Prob	2	1,065	1,993	3	-	1	-	6
1995	Gen + DR/Juv + Prob	2	-	-	4	692	1	-	7
2025	Gen + DR/Juv + Prob	2	553	1,222	4	1,066	1	1,924	7

Note: Number of filings (incoming cases per judge) is shown where either (1) data for that subject matter was first collected, (2) a new judgeship was added, or (3) the divisional configuration of the court was changed. Years with no such changes are excluded from the table. "nd" means no data available. Current data (2025) are shown at the bottom of the table. Probate courts did not become part of the courts of common pleas until 1970.

Table 2. Court of Common Pleas, Current Roster

Division	Judge	Current	Age at	Age Barred	Next	Election Type
		Term End	Next Term Start	From Seeking New Term		
DR and Juvenile	Bluedorn, Samuel F.	01/01/31	66	No	11/05/30	FTC: 01-02-2031
	Engler, David L.	12/31/30	70	Yes	11/05/30	FTC: 01-01-2031
General	Kovoor, Sarah T.	01/02/31	69	No	11/05/30	FTC: 01-03-2031
	O'Brien, Sean J.	12/31/28	60	No	11/07/28	FTC: 01-01-2029
	Rice, Cynthia Westcot	12/31/26	69	No	11/03/26	FTC: 01-01-2027
	Rice, Ronald J.	12/31/30	74	Yes	11/05/30	FTC: 01-01-2031
Probate	Fredericka, James A.	02/08/27	73	Yes	11/03/26	FTC: 02-09-2027

Note: "FTC" means Full Term Commencing [date].

Trumbull County

Table 3a. Civil and Criminal Cases, Incoming Cases Per Judge, 2016 to 2025

Case Type	2016	2017	2018	2019	2020	2021	2022	2023	2024	2025
Administrative Appeals	4	2	4	2	4	3	3	1	2	5
Complex Litigation	1	1	0	0	1	1	0	0	1	0
Foreclosures	245	232	208	157	59	50	115	111	90	129
Other Civil	252	291	285	277	232	251	274	308	433	631
Other Torts	71	42	49	46	46	46	46	46	51	51
Product Liability	0	1	0	0	0	0	0	0	0	0
Professional Tort	2	2	3	2	2	1	2	4	2	2
Workers' Compensation	37	41	52	44	42	37	29	30	28	30
All Civil Case Types	611	611	601	528	384	388	469	499	607	848
Criminal	177	173	225	224	207	214	225	189	182	218
All Case Types	788	784	826	751	591	601	694	687	789	1,066

Table 3b. Domestic Relations Cases, Incoming Cases Per Judge, 2016 to 2025

Case Type	2016	2017	2018	2019	2020	2021	2022	2023	2024	2025
All Others	45	44	43	45	39	38	35	37	23	24
Change of Custody	59	41	45	46	47	43	41	40	36	53
Domestic Violence	97	69	71	84	120	101	119	102	82	76
Marriage Dissolutions w/Children	80	66	70	74	79	72	74	68	59	57
Marriage Dissolutions w/o Children	105	100	104	108	105	97	114	95	105	88
Marriage Terminations w/Children	93	111	81	88	86	84	70	76	67	72
Marriage Terminations w/o Children	89	120	105	104	88	86	78	96	93	77
Parentage	0	0	0	0	0	0	0	0	0	0
Support - Enforce or Modify	104	120	96	123	70	69	81	76	75	69
U.I.F.S.A.	41	41	34	45	29	44	37	32	30	21
Visitation - Enforce or Modify	28	20	18	20	19	16	15	21	20	19
All Case Types	738	729	665	735	680	648	661	641	588	553

Table 3c. Juvenile Cases, Incoming Cases Per Judge, 2016 to 2025

Case Type	2016	2017	2018	2019	2020	2021	2022	2023	2024	2025
Abuse, Neglect or Dependency	29	55	58	80	54	66	83	74	108	69
Adult Cases	60	72	18	4	4	7	13	14	11	26
All Others	2	2	5	2	1	2	3	5	13	14
Custody/Visitation	632	532	648	570	438	492	414	426	461	418
Delinquency	381	390	327	264	159	170	212	276	224	241
Parentage	95	95	74	59	53	62	63	98	76	60
Permanent Custody	12	8	13	13	17	9	9	11	11	5
Support - Enforce or Modify	684	672	576	603	353	303	293	239	257	207
Traffic	255	276	226	202	140	208	154	174	178	151
U.I.F.S.A.	0	0	0	0	0	0	0	0	0	0
Unruly	29	25	21	21	18	16	35	32	38	33
All Case Types	2,177	2,123	1,962	1,815	1,236	1,333	1,277	1,347	1,376	1,222

Trumbull County

Table 3d. Probate Cases, Incoming Cases Per Judge, 2016 to 2025

Case Type	2016	2017	2018	2019	2020	2021	2022	2023	2024	2025
Adoptions	55	68	54	40	46	53	53	46	70	53
Birth Records	8	15	14	16	9	9	10	11	10	21
Change of Name	94	104	102	124	115	156	180	118	141	133
Civil Actions	66	62	47	52	48	64	44	43	49	29
Civil Commitments	92	88	84	102	183	133	117	101	111	196
Conservatorships	3	4	3	3	0	1	4	0	0	1
Decedents' Estates	1,193	1,225	1,259	1,113	1,133	1,561	1,484	1,324	1,256	1,213
Guardianships of Adults	116	120	133	112	111	100	94	103	101	87
Guardianships of Minors	21	22	8	19	14	16	12	19	18	11
Minors' Settlements	15	26	20	8	23	23	22	23	27	34
Testamentary Trusts	14	7	13	16	6	16	4	7	43	9
Wrongful Death	288	429	610	610	610	520	413	320	318	137
All Case Types	1,965	2,170	2,347	2,215	2,298	2,652	2,437	2,115	2,144	1,924

Municipal and County Courts

There are currently five limited jurisdiction trial courts in Trumbull County.

Table 4. Limited Jurisdiction Trial Courts, Historical Changes

Year	Girard		Newton Falls		Niles		Trumbull		Warren		Total Judges
	Municipal Court Judges	Filings	Municipal Court Judges	Filings	Municipal Court Judges	Filings	County Court Judges	Filings	Municipal Court Judges	Filings	
1952	N/A	N/A	N/A	N/A	1 (ft)	nd	N/A	N/A	1 (ft)	nd	2
1964	1 (ft)	nd	1 (ft)	nd	1 (ft)	nd	N/A	N/A	1 (ft)	nd	4
1972	1 (ft)	nd	1 (ft)	nd	1 (ft)	nd	N/A	N/A	2 (ft)	nd	5
1975	1 (ft)	12,092	1 (ft)	5,049	1 (ft)	2,549	N/A	N/A	2 (ft)	7,879	5
1993	1 (ft)	14,090	1 (ft)	6,754	1 (ft)	5,870	2 (pt)	4,885	2 (ft)	7,763	7
2025	1 (ft)	8,098	1 (ft)	4,502	1 (ft)	4,032	2 (pt)	1,537	2 (ft)	5,734	7

Note: Number of filings (incoming cases per judge) is shown where either (1) data for that court was first collected, (2) a new judgeship was added, or (3) a part-time judgeship (denoted as "(pt)") was converted to full-time status (denoted as "(ft)"). Years with no such changes are excluded from the table. "nd" means no data available. "N/A" means not applicable because court did not exist. Current data (2025) are shown at the bottom of the table.

The judges in Trumbull County Court have opted to sit in areas of separate jurisdiction pursuant to R.C. 1907.15.

Table 5. Limited Jurisdiction Trial Courts, Current Roster

Court	Judge	Current	Age at	Age Barred	Next	
		Term End	Next Term Start	From Seeking New Term	Election	Election Type
Girard MC	Adler, Jeffrey D.	12/31/29	66	No	11/06/29	FTC: 01-01-2030
Newton Falls MC	Vigorito, Philip M.	12/31/29	72	Yes	11/06/29	FTC: 01-01-2030
Niles MC	Shaker, Christopher	12/31/29	71	Yes	11/06/29	FTC: 01-01-2030
Trumbull CC, C	Campbell, Thomas A.	12/31/28	69	No	11/07/28	FTC: 01-01-2029
Trumbull CC, E	Nosich, Marty D.	12/31/30	53	No	11/05/30	FTC: 01-01-2031
Warren MC	Knepp, Patricia L.	12/31/29	65	No	11/06/29	FTC: 01-01-2030
	Natale, Natasha K.	12/31/31	53	No	11/04/31	FTC: 01-01-2032

Note: "FTC" means Full Term Commencing [date].

Trumbull County

Table 6a. Girard Municipal Court, Incoming Cases Per Judge, 2016 to 2025

Case Type	2016	2017	2018	2019	2020	2021	2022	2023	2024	2025
Contracts	626	765	827	898	597	571	602	724	1,185	1,462
F.E.D. (Evictions)	293	276	178	185	135	191	219	206	245	223
Other Civil	26	21	22	14	12	22	25	14	16	23
Pers. Inj./Prop. Damage	17	14	21	5	9	11	7	16	9	7
Small Claims	172	177	109	71	62	60	114	152	154	107
All Civil Case Types	1,134	1,253	1,157	1,173	815	855	967	1,112	1,609	1,822
Felonies	369	349	391	374	490	535	498	654	623	541
Misdemeanors	1,556	1,557	1,419	1,515	1,995	2,043	1,817	1,696	1,764	1,334
All Criminal Case Types	1,925	1,906	1,810	1,889	2,485	2,578	2,315	2,350	2,387	1,875
O.V.I.	223	268	196	219	306	276	252	229	206	155
Other Traffic	5,755	4,576	5,413	6,470	5,402	4,753	4,190	4,752	4,978	4,246
All Traffic Case Types	5,978	4,844	5,609	6,689	5,708	5,029	4,442	4,981	5,184	4,401
All Case Types	9,037	8,003	8,576	9,751	9,008	8,462	7,724	8,443	9,180	8,098

Table 6b. Newton Falls Municipal Court, Incoming Cases Per Judge, 2016 to 2025

Case Type	2016	2017	2018	2019	2020	2021	2022	2023	2024	2025
Contracts	81	86	80	91	66	61	54	57	111	125
F.E.D. (Evictions)	72	100	76	109	83	102	113	146	177	160
Other Civil	6	16	11	7	8	6	11	6	6	4
Pers. Inj./Prop. Damage	5	2	3	1	3	0	1	0	0	0
Small Claims	19	27	20	57	37	25	17	23	22	21
All Civil Case Types	183	231	190	265	197	194	196	232	316	310
Felonies	246	194	218	286	319	551	335	275	283	242
Misdemeanors	640	685	637	624	692	864	551	524	458	442
All Criminal Case Types	886	879	855	910	1,011	1,415	886	799	741	684
O.V.I.	131	146	132	118	126	168	119	132	106	104
Other Traffic	6,483	6,874	6,820	6,970	4,536	5,199	3,619	4,051	4,670	3,404
All Traffic Case Types	6,614	7,020	6,952	7,088	4,662	5,367	3,738	4,183	4,776	3,508
All Case Types	7,683	8,130	7,997	8,263	5,870	6,976	4,820	5,214	5,833	4,502

Table 6c. Niles Municipal Court, Incoming Cases Per Judge, 2016 to 2025

Case Type	2016	2017	2018	2019	2020	2021	2022	2023	2024	2025
Contracts	555	806	770	843	554	534	568	697	1,067	1,271
F.E.D. (Evictions)	291	311	317	319	220	310	350	373	207	251
Other Civil	18	18	27	37	23	19	17	10	17	14
Pers. Inj./Prop. Damage	16	13	22	5	6	7	5	6	0	6
Small Claims	69	80	71	200	131	233	212	110	181	121
All Civil Case Types	949	1,228	1,207	1,404	934	1,103	1,152	1,196	1,472	1,663
Felonies	351	355	379	381	376	444	435	362	429	366
Misdemeanors	1,256	1,197	1,051	970	942	963	930	846	907	797
All Criminal Case Types	1,607	1,552	1,430	1,351	1,318	1,407	1,365	1,208	1,336	1,163
O.V.I.	192	191	170	107	89	109	71	62	77	57
Other Traffic	3,146	4,141	3,198	2,049	1,516	1,295	1,208	1,029	1,265	1,149
All Traffic Case Types	3,338	4,332	3,368	2,156	1,605	1,404	1,279	1,091	1,342	1,206
All Case Types	5,894	7,112	6,005	4,911	3,857	3,914	3,796	3,495	4,150	4,032

Trumbull County

Table 6d. Trumbull County Court, Incoming Cases Per Judge, 2016 to 2025

Case Type	2016	2017	2018	2019	2020	2021	2022	2023	2024	2025
Contracts	214	294	307	312	233	205	206	189	314	365
F.E.D. (Evictions)	52	57	55	41	42	40	31	32	30	39
Other Civil	1	1	0	1	1	0	5	17	22	31
Pers. Inj./Prop. Damage	4	3	2	1	2	1	3	3	1	2
Small Claims	29	27	25	27	19	21	16	13	13	22
All Civil Case Types	298	380	388	381	297	267	260	254	378	458
Felonies	111	118	119	104	132	122	142	133	155	178
Misdemeanors	472	419	463	581	548	469	450	408	376	321
All Criminal Case Types	583	537	581	685	680	590	592	541	531	499
O.V.I.	71	97	81	91	76	53	49	59	41	35
Other Traffic	1,385	1,429	1,154	1,064	643	813	635	653	638	546
All Traffic Case Types	1,456	1,526	1,235	1,155	718	866	684	712	679	581
All Case Types	2,336	2,443	2,204	2,221	1,694	1,723	1,535	1,506	1,588	1,537

Table 6e. Warren Municipal Court, Incoming Cases Per Judge, 2016 to 2025

Case Type	2016	2017	2018	2019	2020	2021	2022	2023	2024	2025
Contracts	763	862	932	949	645	589	568	681	868	928
F.E.D. (Evictions)	444	438	386	444	263	324	389	411	419	365
Other Civil	8	8	7	15	9	6	15	9	11	2
Pers. Inj./Prop. Damage	19	11	16	14	16	11	12	7	7	8
Small Claims	206	186	212	176	86	89	93	82	65	60
All Civil Case Types	1,439	1,504	1,552	1,597	1,018	1,018	1,075	1,189	1,369	1,362
Felonies	429	407	705	834	686	675	659	623	639	573
Misdemeanors	1,279	1,329	1,582	1,511	1,242	1,242	1,134	1,302	1,217	1,085
All Criminal Case Types	1,707	1,735	2,287	2,345	1,927	1,917	1,792	1,925	1,856	1,658
O.V.I.	226	287	287	259	219	244	191	175	231	204
Other Traffic	2,948	3,534	3,517	3,364	1,981	2,520	1,972	2,202	2,495	2,511
All Traffic Case Types	3,174	3,820	3,804	3,623	2,200	2,764	2,162	2,377	2,726	2,715
All Case Types	6,320	7,059	7,643	7,565	5,145	5,698	5,029	5,490	5,950	5,734

Trumbull County

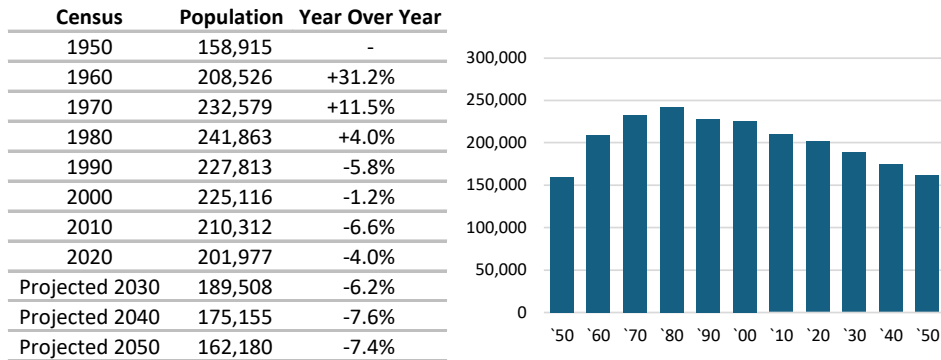
Magistrate History

Table 7. Number of Magistrates

Year	Court of Common Pleas			Girard Municipal Court	Newton Falls Municipal Court	Niles Municipal Court	Trumbull County Court	Warren Municipal Court
	DR and Juvenile Division	General Division	Probate Division					
1996	5	1	2	1	0	0	0	1
1997	7	2	2	1	0	0	0	1
1998	7	2	3	1	0	0	0	1
1999	7	2	3	1	0	0	0	1
2000	7	2	3	1	0	0	0	1
2001	7	2	2	1	0	0	0	1
2002	7	2	2	1	0	0	0	1
2003	7	2	3	1	0	0	0	1
2004	7	2	3	1	0	0	0	1
2005	7	2	3	1	0	0	0	1
2006	7	2	4	1	0	0	0	1
2007	6	4	4	1	0	0	0	2
2008	6	4	4	1	0	0	0	1
2009	6	4	5	1	0	0	0	1
2010	6	4	4	1	0	0	0	1
2011	6	4	5	1	0	0	0	1
2012	6	4	5	1	0	0	0	1
2013	6	4	5	1	0	0	0	1
2014	6	5	6	1	0	0	0	1
2015	6	4	4	1	0	0	0	1
2016	7	4	4	1	0	0	0	1
2017	7	4	4	1	0	0	0	1
2018	6	4	4	1	0	0	0	1
2019	7	4	4	1	0	0	0	1
2020	6	4	4	1	0	0	0	1
2021	6	5	4	1	0	0	0	1
2022	6	4	3	1	0	0	0	1
2023	6	6	3	1	0	0	0	1
2024	6	5	3	1	0	0	0	2
2025	7	6	3	1	0	0	0	2

County Population

Figure 1. County Population Trend



Note: Projections from Ohio Department of Development, Office of Research, County Trends Reports

Tuscarawas County

Court of Common Pleas

The Tuscarawas County Court of Common Pleas currently consists of two divisions: a combined General and Domestic Relations Division with two judgeships, and a combined single-judge Probate and Juvenile Division. The divisional configuration has not changed since 1957. In 1961, a second judgeship was added to the General and Domestic Relations Division.

Table 1. Court of Common Pleas, Historical Changes

Year	Configuration	Divisional Configuration						Total Judges
		General and DR			Probate and Juvenile			
		Judges	Filings		Judges	Filings		
	Gen.	DR		Prob.	Juv.			
1957	Gen/DR + Prob/Juv	1	nd	nd	1	nd	nd	2
1960	Gen/DR + Prob/Juv	1	367	213	1	nd	nd	2
1961	Gen/DR + Prob/Juv	2	344	222	1	nd	nd	3
1972	Gen/DR + Prob/Juv	2	-	-	1	nd	654	3
1974	Gen/DR + Prob/Juv	2	-	-	1	879	-	3
2025	Gen/DR + Prob/Juv	2	982	319	1	662	1,247	3

Note: Number of filings (incoming cases per judge) is shown where either (1) data for that subject matter was first collected, (2) a new judgeship was added, or (3) the divisional configuration of the court was changed. Years with no such changes are excluded from the table. "nd" means no data available. Current data (2025) are shown at the bottom of the table. Probate courts did not become part of the courts of common pleas until 1970.

Table 2. Court of Common Pleas, Current Roster

Division	Judge	Current	Age at	Age Barred		
		Term	Next Term	From Seeking	Next	
		End	Start	New Term	Election	Election Type
General and DR	Ernest, Michael J.	01/01/27	56	No	11/03/26	FTC: 01-02-2027
	Styer, Ryan D.	12/31/28	56	No	11/03/26	UTE: 12-31-2028
Probate and Juvenile	Wilgus, Adam W.	02/08/27	44	No	11/03/26	FTC: 02-09-2027

Note: "FTC" means Full Term Commencing [date]. "UTE" means Unexpired Term Ending [date].

Table 3a. Civil and Criminal Cases, Incoming Cases Per Judge, 2016 to 2025

Case Type	2016	2017	2018	2019	2020	2021	2022	2023	2024	2025
Administrative Appeals	2	2	5	1	1	1	4	3	2	0
Complex Litigation	0	0	1	0	0	0	0	1	0	0
Foreclosures	97	90	105	89	42	48	77	58	58	74
Other Civil	279	365	380	327	281	325	316	370	484	650
Other Torts	50	39	44	36	31	27	17	26	26	25
Product Liability	1	0	1	1	0	0	0	1	0	0
Professional Tort	4	1	3	2	1	2	5	2	3	2
Workers' Compensation	31	25	23	21	22	13	20	18	16	11
All Civil Case Types	463	521	561	475	375	415	437	476	587	761
Criminal	156	157	222	281	237	318	254	248	202	221
All Case Types	619	678	783	756	612	732	691	724	789	982

Tuscarawas County

Table 3b. Domestic Relations Cases, Incoming Cases Per Judge, 2016 to 2025

Case Type	2016	2017	2018	2019	2020	2021	2022	2023	2024	2025
All Others	23	21	23	16	9	13	13	9	11	17
Change of Custody	29	30	25	34	27	35	31	23	31	26
Domestic Violence	61	56	55	51	54	55	76	78	63	71
Marriage Dissolutions w/Children	49	44	37	43	35	34	34	37	25	33
Marriage Dissolutions w/o Children	63	65	64	56	57	50	43	47	42	46
Marriage Terminations w/Children	85	87	87	85	83	65	68	48	49	50
Marriage Terminations w/o Children	71	57	59	73	56	70	78	50	31	32
Parentage	0	0	0	1	0	0	0	0	0	0
Support - Enforce or Modify	53	54	52	58	36	34	38	36	22	31
U.I.F.S.A.	3	3	0	1	1	2	2	2	1	1
Visitation - Enforce or Modify	25	23	28	27	18	23	20	21	16	15
All Case Types	459	436	429	442	375	378	401	349	288	319

Table 3c. Juvenile Cases, Incoming Cases Per Judge, 2016 to 2025

Case Type	2016	2017	2018	2019	2020	2021	2022	2023	2024	2025
Abuse, Neglect or Dependency	41	31	28	30	49	56	55	46	56	43
Adult Cases	28	13	22	13	16	28	24	13	14	28
All Others	20	23	22	23	4	9	11	7	21	15
Custody/Visitation	165	173	183	175	141	207	240	210	237	184
Delinquency	264	295	291	258	194	209	198	247	293	284
Parentage	39	37	38	8	11	87	26	21	22	9
Permanent Custody	23	11	19	13	16	16	19	14	13	13
Support - Enforce or Modify	99	74	77	115	86	226	372	417	330	320
Traffic	372	440	428	355	259	281	301	258	314	283
U.I.F.S.A.	8	5	7	4	0	1	0	0	0	0
Unruly	88	61	55	74	70	101	92	77	62	68
All Case Types	1,147	1,163	1,170	1,068	846	1,221	1,338	1,310	1,362	1,247

Table 3d. Probate Cases, Incoming Cases Per Judge, 2016 to 2025

Case Type	2016	2017	2018	2019	2020	2021	2022	2023	2024	2025
Adoptions	65	87	46	66	48	66	56	52	53	41
Birth Records	14	3	2	9	3	8	8	9	9	14
Change of Name	29	33	49	30	32	44	37	43	45	47
Civil Actions	8	11	13	10	6	4	13	18	12	18
Civil Commitments	47	35	16	6	2	1	2	1	0	1
Conservatorships	1	0	0	0	0	0	0	0	0	0
Decedents' Estates	421	427	422	464	366	579	583	477	486	499
Guardianships of Adults	32	53	53	48	24	51	42	41	46	37
Guardianships of Minors	3	7	12	5	3	5	7	3	7	3
Minors' Settlements	12	10	6	6	5	1	5	1	5	0
Testamentary Trusts	1	6	0	1	2	18	0	1	2	2
Wrongful Death	21	25	21	17	18	18	5	0	0	0
All Case Types	654	697	640	662	509	795	758	646	665	662

Tuscarawas County

Municipal and County Courts

There are currently two limited jurisdiction trial courts in Tuscarawas County: New Philadelphia Municipal Court with one full-time judgeship and Tuscarawas County Court with one part-time judgeship.

Table 4. Limited Jurisdiction Trial Courts, Historical Changes

Year	New Philadelphia Municipal Court		Tuscarawas County Court		Total Judges
	Judges	Filings	Judges	Filings	
1958	N/A	N/A	3 (pt)	nd	3
1975	1 (ft)	6,200	1 (pt)	2,474	2
1983	1 (ft)	10,021	1 (pt)	1,957	2
2025	1 (ft)	6,268	1 (pt)	3,107	2

Note: Number of filings (incoming cases per judge) is shown where either (1) data for that court was first collected, (2) a new judgeship was added, or (3) a part-time judgeship (denoted as "(pt)") was converted to full-time status (denoted as "(ft)"). Years with no such changes are excluded from the table. "nd" means no data available. "N/A" means not applicable because court did not exist. Current data (2025) are shown at the bottom of the table.

Table 5. Limited Jurisdiction Trial Courts, Current Roster

Court	Judge	Current	Age at	Age Barred	Next Election	Election Type
		Term End	Next Term Start	From Seeking New Term		
New Philadelphia MC	Von Allman, Nanette DeGarmo	12/31/29	72	Yes	11/06/29	FTC: 01-01-2030
Tuscarawas CC	Ong, James J.	12/31/30	59	No	11/05/30	FTC: 01-01-2031

Note: "FTC" means Full Term Commencing [date].

Table 6a. New Philadelphia Municipal Court, Incoming Cases Per Judge, 2016 to 2025

Case Type	2016	2017	2018	2019	2020	2021	2022	2023	2024	2025
Contracts	530	628	483	535	448	355	279	291	346	406
F.E.D. (Evictions)	260	273	258	229	208	175	235	203	195	189
Other Civil	157	130	165	171	102	131	128	104	100	105
Pers. Inj./Prop. Damage	25	17	19	14	15	12	16	16	8	10
Small Claims	177	277	328	308	117	128	104	90	80	102
All Civil Case Types	1,149	1,325	1,253	1,257	890	801	762	704	729	812
Felonies	89	131	142	162	100	86	166	174	194	199
Misdemeanors	2,093	1,968	2,174	2,085	1,434	1,189	1,161	1,172	887	934
All Criminal Case Types	2,182	2,099	2,316	2,247	1,534	1,275	1,327	1,346	1,081	1,133
O.V.I.	460	489	523	510	319	409	405	343	245	304
Other Traffic	8,607	8,688	7,876	7,841	4,139	4,823	4,978	4,534	4,136	4,019
All Traffic Case Types	9,067	9,177	8,399	8,351	4,458	5,232	5,383	4,877	4,381	4,323
All Case Types	12,398	12,601	11,968	11,855	6,882	7,308	7,472	6,927	6,191	6,268

Tuscarawas County

Table 6b. Tuscarawas County Court, Incoming Cases Per Judge, 2016 to 2025

Case Type	2016	2017	2018	2019	2020	2021	2022	2023	2024	2025
Contracts	328	397	280	279	266	225	230	250	339	473
F.E.D. (Evictions)	116	121	110	114	85	75	113	91	98	62
Other Civil	6	14	4	7	1	4	2	2	5	0
Pers. Inj./Prop. Damage	0	0	0	0	0	0	0	0	0	0
Small Claims	130	118	136	117	89	134	128	129	123	95
All Civil Case Types	580	650	530	517	441	438	473	472	565	630
Felonies	38	44	46	48	35	34	57	52	69	65
Misdemeanors	799	858	1,045	954	705	707	674	744	639	596
All Criminal Case Types	837	902	1,091	1,002	740	741	731	796	708	661
O.V.I.	114	129	187	126	94	96	92	71	81	79
Other Traffic	3,483	3,781	3,454	3,073	1,397	2,036	2,111	1,870	2,005	1,737
All Traffic Case Types	3,597	3,910	3,641	3,199	1,491	2,132	2,203	1,941	2,086	1,816
All Case Types	5,014	5,462	5,262	4,718	2,672	3,311	3,407	3,209	3,359	3,107

Magistrate History

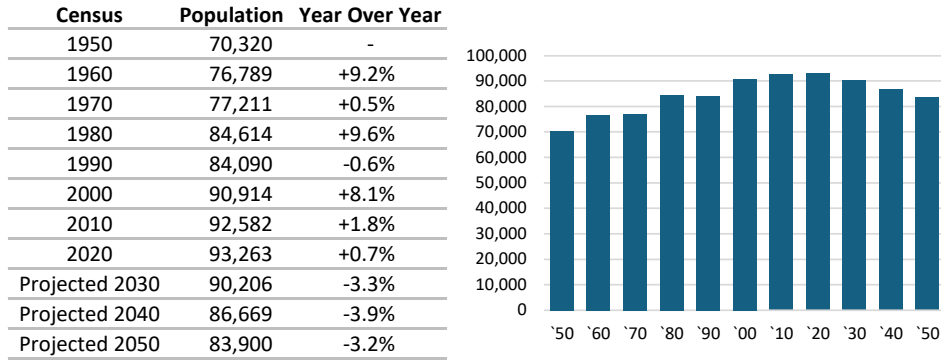
Table 7. Number of Magistrates

Year	Court of Common Pleas		New Philadelphia Municipal Court	Tuscarawas County Court
	General and DR Division	Probate and Juvenile Division		
1996	1	1	4	1
1997	1	2	5	1
1998	2	2	4	1
1999	2	2	3	1
2000	2	2	4	1
2001	3	2	4	1
2002	2	2	4	1
2003	1	2	5	1
2004	1	2	4	1
2005	1	2	4	1
2006	3	3	3	1
2007	3	3	3	1
2008	2	2	2	0
2009	1	2	2	1
2010	1	2	2	1
2011	1	2	2	1
2012	1	2	2	1
2013	1	2	2	1
2014	1	2	2	1
2015	1	2	2	1
2016	1	3	2	1
2017	1	3	2	1
2018	1	3	2	1
2019	1	4	2	1
2020	1	4	2	1
2021	1	3	2	1
2022	4	2	2	1
2023	1	3	2	1
2024	1	3	2	1
2025	1	3	2	1

Tuscarawas County

County Population

Figure 1. County Population Trend



Note: Projections from Ohio Department of Development, Office of Research, County Trends Reports



Union County

Court of Common Pleas

The Union County Court of Common Pleas currently consists of two divisions: a combined General and Domestic Relations Division with one judgeship, and a Probate and Juvenile Division with one judgeship. The divisional configuration has not changed since 1955.

Table 1. Court of Common Pleas, Historical Changes

Year	Configuration	Divisional Configuration						Total Judges
		General and DR			Probate and Juvenile			
		Judges	Filings		Judges	Filings		
		Gen.	DR		Prob.	Juv.		
1955	Gen/DR + Prob/Juv	1	nd	nd	1	nd	nd	2
1960	Gen/DR + Prob/Juv	1	133	92	1	nd	nd	2
1972	Gen/DR + Prob/Juv	1	-	-	1	nd	287	2
1974	Gen/DR + Prob/Juv	1	-	-	1	262	-	2
2025	Gen/DR + Prob/Juv	1	756	360	1	338	782	2

Note: Number of filings (incoming cases per judge) is shown where either (1) data for that subject matter was first collected, (2) a new judgeship was added, or (3) the divisional configuration of the court was changed. Years with no such changes are excluded from the table. "nd" means no data available. Current data (2025) are shown at the bottom of the table. Probate courts did not become part of the courts of common pleas until 1970.

Table 2. Court of Common Pleas, Current Roster

Division	Judge	Current	Age at	Age Barred	Next Election	Election Type
		Term End	Next Term Start	From Seeking New Term		
General and DR	Fraser, Don W.	02/08/27	75	Yes	11/03/26	FTC: 02-09-2027
Probate and Juvenile	Rodger, Rick	02/08/27	65	No	11/03/26	FTC: 02-09-2027

Note: "FTC" means Full Term Commencing [date].

Table 3a. Civil and Criminal Cases, Incoming Cases Per Judge, 2016 to 2025

Case Type	2016	2017	2018	2019	2020	2021	2022	2023	2024	2025
Administrative Appeals	1	5	2	0	0	0	2	9	8	2
Complex Litigation	0	0	1	0	0	2	0	0	0	1
Foreclosures	156	111	82	94	44	37	73	58	68	90
Other Civil	78	84	74	89	70	112	102	100	155	203
Other Torts	16	22	27	26	38	23	14	20	21	28
Product Liability	0	0	0	0	0	0	0	0	1	0
Professional Tort	0	1	2	4	4	5	2	3	2	0
Workers' Compensation	52	52	39	42	46	39	49	48	53	42
All Civil Case Types	303	275	227	255	202	218	242	238	308	366
Criminal	294	307	401	453	355	413	461	446	356	390
All Case Types	597	582	628	708	557	631	703	684	664	756

Union County

Table 3b. Domestic Relations Cases, Incoming Cases Per Judge, 2016 to 2025

Case Type	2016	2017	2018	2019	2020	2021	2022	2023	2024	2025
All Others	16	16	5	7	5	4	3	2	3	3
Change of Custody	15	13	12	8	12	5	4	2	4	6
Domestic Violence	50	41	67	48	48	75	80	96	87	84
Marriage Dissolutions w/Children	41	48	46	53	59	43	43	46	51	64
Marriage Dissolutions w/o Children	44	44	43	51	50	50	52	66	49	57
Marriage Terminations w/Children	48	61	62	56	69	45	41	63	68	82
Marriage Terminations w/o Children	28	30	46	30	31	43	43	45	38	44
Parentage	0	0	0	0	0	0	0	0	0	0
Support - Enforce or Modify	46	34	41	23	37	27	20	16	24	17
U.I.F.S.A.	0	0	0	1	0	2	0	0	1	1
Visitation - Enforce or Modify	8	7	7	0	3	4	3	1	2	2
All Case Types	296	294	329	277	314	298	289	337	327	360

Table 3c. Juvenile Cases, Incoming Cases Per Judge, 2016 to 2025

Case Type	2016	2017	2018	2019	2020	2021	2022	2023	2024	2025
Abuse, Neglect or Dependency	61	41	47	76	63	35	49	55	44	25
Adult Cases	23	8	13	5	7	28	26	17	19	15
All Others	40	29	31	22	20	21	2	15	8	10
Custody/Visitation	84	73	65	77	71	60	57	91	81	86
Delinquency	161	270	172	148	111	135	150	141	89	100
Parentage	0	1	4	1	0	0	0	1	0	0
Permanent Custody	7	5	2	0	0	5	2	0	0	1
Support - Enforce or Modify	349	266	455	423	340	283	341	328	295	294
Traffic	325	260	212	235	255	289	221	206	192	220
U.I.F.S.A.	16	5	2	0	5	0	0	5	10	3
Unruly	47	50	48	45	29	43	36	42	18	28
All Case Types	1,113	1,008	1,051	1,032	901	899	884	901	756	782

Table 3d. Probate Cases, Incoming Cases Per Judge, 2016 to 2025

Case Type	2016	2017	2018	2019	2020	2021	2022	2023	2024	2025
Adoptions	18	33	18	31	16	15	18	10	12	10
Birth Records	6	8	7	7	5	1	5	4	2	5
Change of Name	29	25	22	47	32	31	50	40	40	51
Civil Actions	5	1	1	5	1	4	7	7	7	2
Civil Commitments	2	2	0	0	0	0	2	1	1	2
Conservatorships	0	1	1	0	0	0	0	0	0	0
Decedents' Estates	155	171	157	178	179	199	242	217	198	232
Guardianships of Adults	16	28	18	14	18	17	34	35	30	26
Guardianships of Minors	3	5	9	7	7	3	16	8	4	2
Minors' Settlements	5	2	5	4	3	2	6	10	7	8
Testamentary Trusts	12	1	2	3	1	4	1	4	6	0
Wrongful Death	0	0	0	0	0	0	0	0	0	0
All Case Types	251	277	240	296	262	276	381	336	307	338

Union County

Municipal and County Courts

Marysville Municipal Court, consisting of one full-time judgeship, is the only limited jurisdiction trial court in Union County. Since its inception in 1952, it has not undergone any changes in its structure or number of judgeships.

Table 4. Marysville Municipal Court, Historical Changes

Year	Judges	Filings
1952	1 (ft)	nd
1975	1 (ft)	4,202
2025	1 (ft)	9,321

Note: Number of filings (incoming cases *per judge*) is shown where either (1) data for that court was first collected, (2) a new judgeship was added, or (3) a part-time judgeship (denoted as "(pt)") was converted to full-time status (denoted as "(ft)"). Years with no such changes are excluded from the table. "nd" means no data available. "N/A" means not applicable because court did not exist. Current data (2025) are shown at the bottom of the table.

Table 5. Marysville Municipal Court, Current Roster

Court	Judge	Current	Age at	Age Barred	Next Election	Election Type
		Term End	Next Term Start	From Seeking New Term		
Marysville MC	Parrott, Robert W.	12/31/29	70	Yes	11/06/29	FTC: 01-01-2030

Note: "FTC" means Full Term Commencing [date].

Table 6. Marysville Municipal Court, Incoming Cases Per Judge, 2016 to 2025

Case Type	2016	2017	2018	2019	2020	2021	2022	2023	2024	2025
Contracts	842	836	823	1,003	679	667	735	752	1,143	1,259
F.E.D. (Evictions)	159	208	181	198	136	156	187	208	222	221
Other Civil	13	14	18	14	10	7	12	18	6	10
Pers. Inj./Prop. Damage	20	13	25	19	13	13	12	11	13	7
Small Claims	263	341	399	329	157	229	215	103	122	61
All Civil Case Types	1,297	1,412	1,446	1,563	995	1,072	1,161	1,092	1,506	1,558
Felonies	116	121	131	99	80	97	105	106	109	106
Misdemeanors	917	1,127	1,301	1,089	761	714	760	844	700	668
All Criminal Case Types	1,033	1,248	1,432	1,188	841	811	865	950	809	774
O.V.I.	281	282	299	292	283	335	334	371	320	321
Other Traffic	9,523	7,462	7,177	8,178	5,233	6,200	5,581	4,639	5,610	6,668
All Traffic Case Types	9,804	7,744	7,476	8,470	5,516	6,535	5,915	5,010	5,930	6,989
All Case Types	12,134	10,404	10,354	11,221	7,352	8,418	7,941	7,052	8,245	9,321

Union County

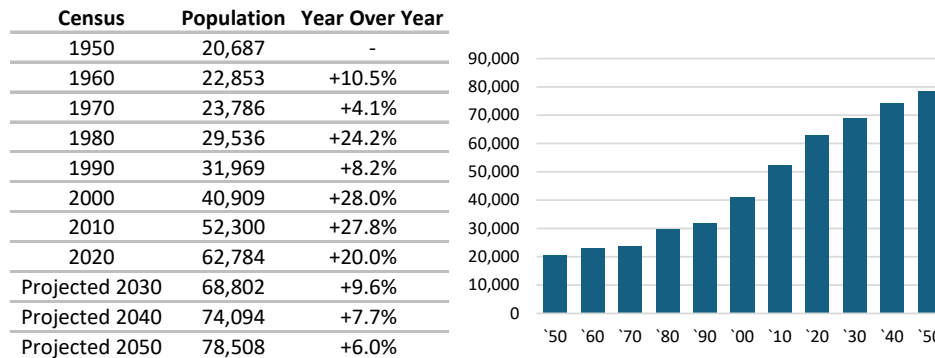
Magistrate History

Table 7. Number of Magistrates

Year	Court of Common Pleas		
	General and DR Division	Probate and Juvenile Division	Marysville Municipal Court
1996	0	0	1
1997	0	0	1
1998	0	0	1
1999	1	1	1
2000	1	1	1
2001	1	1	1
2002	1	2	1
2003	1	2	1
2004	1	2	1
2005	1	2	1
2006	1	2	1
2007	1	2	1
2008	1	2	1
2009	2	2	1
2010	1	2	1
2011	1	2	1
2012	1	2	1
2013	1	3	1
2014	1	3	1
2015	1	3	1
2016	1	3	1
2017	2	3	1
2018	2	3	1
2019	3	3	1
2020	2	3	1
2021	2	4	1
2022	2	4	0
2023	3	4	1
2024	2	4	1
2025	2	4	2

County Population

Figure 1. County Population Trend



Note: Projections from Ohio Department of Development, Office of Research, County Trends Reports

Van Wert County

Court of Common Pleas

Since 1955, the Van Wert County Court of Common Pleas has consisted of two divisions: a combined General and Domestic Relations Division with one judgeship, and a combined Probate and Juvenile Division with one judgeship.

Table 1. Court of Common Pleas, Historical Changes

Year	Configuration	Divisional Configuration						Total Judges
		General and DR			Probate and Juvenile			
		Judges	Filings		Judges	Filings		
		Gen.	DR		Prob.	Juv.		
1955	Gen/DR + Prob/Juv	1	nd	nd	1	nd	nd	2
1960	Gen/DR + Prob/Juv	1	79	80	1	nd	nd	2
1972	Gen/DR + Prob/Juv	1	-	-	1	nd	408	2
1974	Gen/DR + Prob/Juv	1	-	-	1	355	-	2
2025	Gen/DR + Prob/Juv	1	441	245	1	237	400	2

Note: Number of filings (incoming cases per judge) is shown where either (1) data for that subject matter was first collected, (2) a new judgeship was added, or (3) the divisional configuration of the court was changed. Years with no such changes are excluded from the table. "nd" means no data available. Current data (2025) are shown at the bottom of the table. Probate courts did not become part of the courts of common pleas until 1970.

Table 2. Court of Common Pleas, Current Roster

Division	Judge	Current	Age at	Age Barred	Next Election	Election Type
		Term End	Next Term Start	From Seeking New Term		
General and DR	Burchfield, Martin D.	12/31/30	69	No	11/05/30	FTC: 01-01-2031
Probate and Juvenile	Yarger, Eva J.	02/08/27	62	No	11/03/26	FTC: 02-09-2027

Note: "FTC" means Full Term Commencing [date].

Table 3a. Civil and Criminal Cases, Incoming Cases Per Judge, 2016 to 2025

Case Type	2016	2017	2018	2019	2020	2021	2022	2023	2024	2025
Administrative Appeals	2	1	0	1	1	0	3	0	0	1
Complex Litigation	0	0	0	0	0	0	0	0	0	0
Foreclosures	78	57	61	84	29	19	35	55	48	57
Other Civil	87	61	73	94	56	83	79	116	139	204
Other Torts	18	15	14	15	14	9	9	9	17	14
Product Liability	0	0	0	0	0	0	0	0	1	0
Professional Tort	1	1	1	1	0	0	0	0	1	1
Workers' Compensation	9	6	8	8	3	6	4	2	1	0
All Civil Case Types	195	141	157	203	103	117	130	182	207	277
Criminal	115	132	240	181	170	144	170	159	206	164
All Case Types	310	273	397	384	273	261	300	341	413	441

Van Wert County

Table 3b. Domestic Relations Cases, Incoming Cases Per Judge, 2016 to 2025

Case Type	2016	2017	2018	2019	2020	2021	2022	2023	2024	2025
All Others	0	0	1	0	0	1	2	0	1	2
Change of Custody	29	13	19	30	26	17	22	18	24	11
Domestic Violence	11	12	15	10	15	12	23	45	30	22
Marriage Dissolutions w/Children	23	29	33	29	22	27	21	19	24	16
Marriage Dissolutions w/o Children	31	29	27	26	45	18	31	21	21	24
Marriage Terminations w/Children	32	29	32	27	24	24	25	26	20	20
Marriage Terminations w/o Children	31	20	14	22	25	14	16	30	22	15
Parentage	0	0	0	3	5	1	2	3	9	2
Support - Enforce or Modify	94	101	99	130	111	125	100	164	127	126
U.I.F.S.A.	2	3	2	2	1	0	0	2	0	0
Visitation - Enforce or Modify	2	4	11	1	3	11	3	10	10	7
All Case Types	255	240	253	280	277	250	245	338	288	245

Table 3c. Juvenile Cases, Incoming Cases Per Judge, 2016 to 2025

Case Type	2016	2017	2018	2019	2020	2021	2022	2023	2024	2025
Abuse, Neglect or Dependency	17	29	18	35	26	22	22	12	6	8
Adult Cases	7	13	3	6	4	6	10	5	6	6
All Others	6	8	2	3	5	0	5	0	1	3
Custody/Visitation	38	61	38	59	56	45	48	46	31	40
Delinquency	160	148	84	124	121	95	99	107	93	91
Parentage	84	72	79	52	21	20	21	14	17	9
Permanent Custody	1	0	4	1	1	1	1	2	1	0
Support - Enforce or Modify	199	257	198	188	116	113	107	134	121	97
Traffic	207	202	208	168	126	152	151	119	132	132
U.I.F.S.A.	11	8	9	10	0	2	2	3	5	1
Unruly	35	29	27	62	28	17	12	4	13	13
All Case Types	765	827	670	708	504	473	478	446	426	400

Table 3d. Probate Cases, Incoming Cases Per Judge, 2016 to 2025

Case Type	2016	2017	2018	2019	2020	2021	2022	2023	2024	2025
Adoptions	19	15	18	26	17	11	7	11	18	21
Birth Records	3	1	3	1	3	5	4	3	0	5
Change of Name	12	12	7	18	20	22	21	23	17	17
Civil Actions	3	7	5	7	4	8	3	5	10	3
Civil Commitments	0	1	0	1	0	0	1	5	1	0
Conservatorships	0	0	0	0	0	0	0	1	0	0
Decedents' Estates	198	194	178	185	179	240	200	151	175	181
Guardianships of Adults	8	8	8	7	12	6	13	8	6	5
Guardianships of Minors	7	2	2	3	4	1	1	4	2	1
Minors' Settlements	2	0	3	5	5	4	3	3	9	3
Testamentary Trusts	0	4	2	0	0	1	3	0	4	1
Wrongful Death	0	0	0	0	0	0	0	0	0	0
All Case Types	252	244	226	253	244	298	256	214	242	237

Van Wert County

Municipal and County Courts

Van Wert Municipal Court, consisting of one full-time judgeship, is the only limited jurisdiction trial court in Van Wert County. Since its inception, it has not undergone any changes in its structure or number of judgeships.

Table 4. Van Wert Municipal Court, Historical Changes

Year	Judges	Filings
1958	1 (ft)	nd
1975	1 (ft)	4,671
2025	1 (ft)	4,642

Note: Number of filings (incoming cases *per judge*) is shown where either (1) data for that court was first collected, (2) a new judgeship was added, or (3) a part-time judgeship (denoted as "(pt)") was converted to full-time status (denoted as "(ft)"). Years with no such changes are excluded from the table. "nd" means no data available. "N/A" means not applicable because court did not exist. Current data (2025) are shown at the bottom of the table.

Table 5. Van Wert Municipal Court, Current Roster

Court	Judge	Current	Age at	Age Barred	Next Election	Election Type
		Term End	Next Term Start	From Seeking New Term		
Van Wert MC	Worthington, Jill T.	12/31/29	59	No	11/06/29	FTC: 01-01-2030

Note: "FTC" means Full Term Commencing [date].

Table 6. Van Wert Municipal Court, Incoming Cases Per Judge, 2016 to 2025

Case Type	2016	2017	2018	2019	2020	2021	2022	2023	2024	2025
Contracts	669	552	567	461	385	455	465	419	470	454
F.E.D. (Evictions)	114	110	271	120	81	53	56	93	95	103
Other Civil	19	12	11	8	8	10	6	5	5	7
Pers. Inj./Prop. Damage	10	5	8	5	0	0	0	0	0	0
Small Claims	41	32	84	45	38	64	59	22	18	26
All Civil Case Types	853	711	941	639	512	582	586	539	588	590
Felonies	45	57	80	77	78	54	76	72	71	56
Misdemeanors	610	766	631	597	646	605	1,018	705	765	557
All Criminal Case Types	655	823	711	674	724	659	1,094	777	836	613
O.V.I.	248	259	224	199	147	224	188	182	174	163
Other Traffic	7,715	8,146	6,966	5,668	4,010	4,519	3,967	2,929	3,520	3,276
All Traffic Case Types	7,963	8,405	7,190	5,867	4,157	4,743	4,155	3,111	3,694	3,439
All Case Types	9,471	9,939	8,842	7,180	5,393	5,984	5,835	4,427	5,118	4,642

Van Wert County

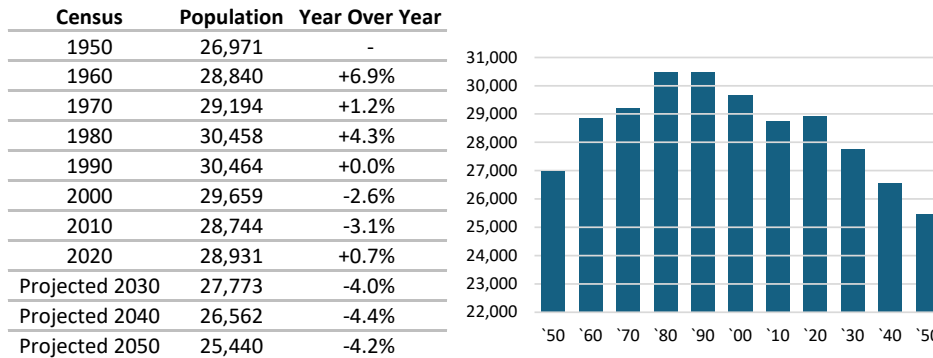
Magistrate History

Table 7. Number of Magistrates

Year	Court of Common Pleas		Van Wert Municipal Court
	General and DR Division	Probate and Juvenile Division	
1996	0	0	0
1997	0	0	0
1998	1	0	0
1999	1	0	0
2000	1	0	0
2001	1	0	0
2002	1	0	0
2003	1	0	0
2004	1	0	0
2005	1	0	0
2006	1	0	0
2007	1	0	0
2008	1	0	0
2009	1	0	0
2010	1	0	0
2011	1	0	0
2012	1	0	0
2013	1	0	0
2014	1	0	0
2015	1	0	0
2016	1	0	1
2017	1	0	1
2018	1	0	2
2019	2	1	1
2020	1	1	1
2021	1	1	1
2022	1	1	1
2023	1	1	1
2024	1	1	1
2025	1	1	1

County Population

Figure 1. County Population Trend



Note: Projections from Ohio Department of Development, Office of Research, County Trends Reports

Vinton County

Court of Common Pleas

Since 1957, the Vinton County Court of Common Pleas has consisted of two divisions: a combined General and Domestic Relations Division with one judgeship, and a combined Probate and Juvenile Division with one judgeship.

Table 1. Court of Common Pleas, Historical Changes

Year	Configuration	Divisional Configuration						Total Judges
		General and DR			Probate and Juvenile			
		Judges	Filings		Judges	Filings		
		Gen.	DR		Prob.	Juv.		
1957	Gen/DR + Prob/Juv	1	nd	nd	1	nd	nd	2
1960	Gen/DR + Prob/Juv	1	76	37	1	nd	nd	2
1972	Gen/DR + Prob/Juv	1	-	-	1	nd	143	2
1974	Gen/DR + Prob/Juv	1	-	-	1	179	-	2
2025	Gen/DR + Prob/Juv	1	155	68	1	110	271	2

Note: Number of filings (incoming cases per judge) is shown where either (1) data for that subject matter was first collected, (2) a new judgeship was added, or (3) the divisional configuration of the court was changed. Years with no such changes are excluded from the table. "nd" means no data available. Current data (2025) are shown at the bottom of the table. Probate courts did not become part of the courts of common pleas until 1970.

Table 2. Court of Common Pleas, Current Roster

Division	Judge	Current	Age at	Age Barred	Next	
		Term End	Next Term Start	From Seeking New Term	Election	Election Type
General and DR	Rogers, Laina Fetherolf	12/31/28	47	No	11/07/28	FTC: 01-01-2029
Probate and Juvenile	Grillo, N. Robert	02/08/27	70	Yes	11/03/26	FTC: 02-09-2027

Note: "FTC" means Full Term Commencing [date].

Table 3a. Civil and Criminal Cases, Incoming Cases Per Judge, 2016 to 2025

Case Type	2016	2017	2018	2019	2020	2021	2022	2023	2024	*2025
Administrative Appeals	2	0	2	1	1	0	0	2	0	0
Complex Litigation	0	0	0	0	0	0	0	0	0	0
Foreclosures	31	27	16	19	17	12	13	10	24	26
Other Civil	24	29	23	34	30	23	26	31	37	37
Other Torts	4	4	1	2	1	2	1	0	1	0
Product Liability	0	0	0	0	0	0	0	0	0	0
Professional Tort	0	0	0	0	0	0	0	0	0	0
Workers' Compensation	4	2	1	6	3	6	0	2	2	1
All Civil Case Types	65	62	43	62	52	43	40	45	64	64
Criminal	112	71	147	65	70	29	9	27	94	105
All Case Types	177	133	190	127	122	72	49	72	158	169

* The court has not yet reported data for December 2025. Data shown above is an annual estimate based on January through November data.

Vinton County

Table 3b. Domestic Relations Cases, Incoming Cases Per Judge, 2016 to 2025

Case Type	2016	2017	2018	2019	2020	2021	2022	2023	2024	*2025
All Others	0	1	0	1	2	0	1	2	9	12
Change of Custody	5	4	7	1	1	0	1	2	0	0
Domestic Violence	48	32	46	47	60	55	25	26	13	12
Marriage Dissolutions w/Children	14	13	17	23	8	21	22	16	15	17
Marriage Dissolutions w/o Children	21	14	21	20	19	27	24	26	23	15
Marriage Terminations w/Children	20	19	15	17	15	18	7	13	10	10
Marriage Terminations w/o Children	14	14	15	20	20	6	11	12	13	8
Parentage	0	0	0	1	0	0	0	0	0	0
Support - Enforce or Modify	17	14	28	38	7	0	0	0	0	0
U.I.F.S.A.	0	0	0	0	0	0	0	0	0	0
Visitation - Enforce or Modify	0	0	1	2	0	0	0	0	0	0
All Case Types	139	111	150	170	132	127	91	97	83	74

* The court has not yet reported data for December 2025. Data shown above is an annual estimate based on January through November data.

Table 3c. Juvenile Cases, Incoming Cases Per Judge, 2016 to 2025

Case Type	2016	2017	2018	2019	2020	2021	2022	2023	2024	2025
Abuse, Neglect or Dependency	61	40	44	43	40	24	49	50	49	46
Adult Cases	24	28	1	1	3	3	8	15	6	6
All Others	37	31	27	28	43	75	32	24	19	14
Custody/Visitation	73	66	60	47	42	28	53	43	29	29
Delinquency	75	96	70	62	39	17	37	39	32	35
Parentage	29	16	13	15	15	9	13	8	4	4
Permanent Custody	0	3	0	0	1	0	2	6	9	9
Support - Enforce or Modify	93	60	70	44	98	99	78	75	79	49
Traffic	71	68	72	83	59	50	43	36	42	37
U.I.F.S.A.	0	0	0	0	0	0	0	0	0	0
Unruly	33	48	31	36	29	37	42	77	28	42
All Case Types	496	456	388	359	369	342	357	373	297	271

Table 3d. Probate Cases, Incoming Cases Per Judge, 2016 to 2025

Case Type	2016	2017	2018	2019	2020	2021	2022	2023	2024	2025
Adoptions	11	10	11	6	15	7	5	4	5	5
Birth Records	2	2	3	8	3	4	6	3	1	4
Change of Name	13	5	4	3	5	9	6	11	12	9
Civil Actions	2	2	0	1	0	0	3	1	2	2
Civil Commitments	1	2	3	6	2	2	3	3	4	1
Conservatorships	0	0	0	0	0	0	0	0	0	0
Decedents' Estates	58	68	61	72	78	81	92	86	70	79
Guardianships of Adults	15	8	14	17	9	12	9	6	7	7
Guardianships of Minors	2	2	0	0	1	1	0	0	0	0
Minors' Settlements	3	0	2	1	1	2	1	2	0	2
Testamentary Trusts	1	0	1	0	0	0	0	0	0	0
Wrongful Death	0	0	0	0	1	0	0	0	1	1
All Case Types	108	99	99	114	115	118	125	116	102	110

Vinton County

Municipal and County Courts

Vinton County Court, consisting of one part-time judgeship, is the only limited jurisdiction trial court in Vinton County. Since its inception, it has not undergone any changes in its structure or number of judgeships.

Table 4. Vinton County Court, Historical Changes

Year	Judges	Filings
1975	1 (pt)	937
1983	1 (pt)	1,670
2025	1 (pt)	1,888

Note: Number of filings (incoming cases *per judge*) is shown where either (1) data for that court was first collected, (2) a new judgeship was added, or (3) a part-time judgeship (denoted as "(pt)") was converted to full-time status (denoted as "(ft)"). Years with no such changes are excluded from the table. "nd" means no data available. "N/A" means not applicable because court did not exist. Current data (2025) are shown at the bottom of the table.

Table 5. Vinton County Court, Current Roster

Court	Judge	Current	Age at	Age Barred	Next	
		Term End	Next Term Start	From Seeking New Term	Election	Election Type
Vinton CC	Griffith, Jeffrey R.	12/31/30	69	No	11/05/30	FTC: 01-01-2031

Note: "FTC" means Full Term Commencing [date].

Table 6. Vinton County Court, Incoming Cases Per Judge, 2016 to 2025

Case Type	2016	2017	2018	2019	2020	2021	2022	2023	2024	2025
Contracts	1	0	1	0	0	0	0	0	0	0
F.E.D. (Evictions)	39	47	41	49	43	9	61	11	2	0
Other Civil	147	223	218	251	155	194	168	230	263	301
Pers. Inj./Prop. Damage	0	0	0	0	0	0	0	0	0	0
Small Claims	10	97	55	51	16	14	24	17	25	15
All Civil Case Types	197	367	315	351	214	217	253	258	290	316
Felonies	104	79	132	76	128	145	93	120	100	78
Misdemeanors	348	289	353	284	399	278	308	324	346	328
All Criminal Case Types	452	368	485	360	527	423	401	444	446	406
O.V.I.	80	49	52	26	45	47	56	42	41	37
Other Traffic	1,924	1,624	1,925	1,935	1,217	1,685	1,506	1,375	1,210	1,129
All Traffic Case Types	2,004	1,673	1,977	1,961	1,262	1,732	1,562	1,417	1,251	1,166
All Case Types	2,653	2,408	2,777	2,672	2,003	2,372	2,216	2,119	1,987	1,888

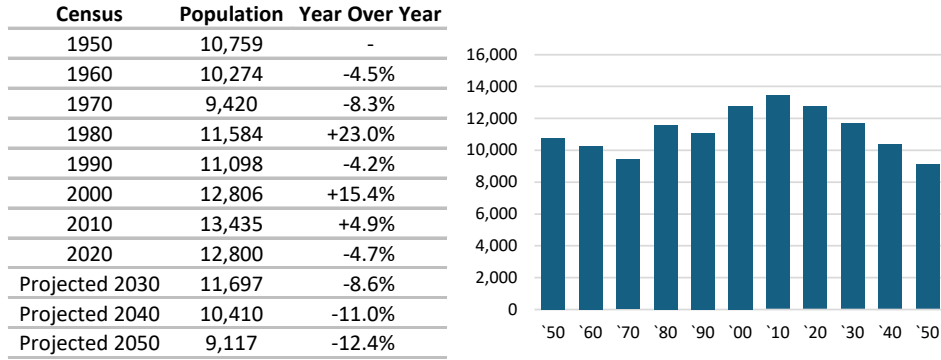
Magistrate History

None.

Vinton County

County Population

Figure 1. County Population Trend



Note: Projections from Ohio Department of Development, Office of Research, County Trends Reports

Warren County

Court of Common Pleas

The Warren County Court of Common Pleas currently consists of three divisions: a three-judge General Division, a combined Probate and Juvenile Division with one judgeship, and a Domestic Relations Division with one judgeship. Prior to 1987, the court had a combined General and Domestic Relations Division.

Table 1. Court of Common Pleas, Historical Changes

Year	Configuration	Divisional Configuration										Total Judges
		General Only		General and DR			Probate and Juvenile			DR Only		
		Judges	Filings	Judges	Filings		Judges	Filings		Judges	Filings	
			Gen.	DR		Prob.	Juv.					
1955	Gen/DR + Prob/Juv	N/A	N/A	1	nd	nd	N/A	N/A	N/A	N/A	N/A	2
1960	Gen/DR + Prob/Juv	N/A	N/A	1	401	301	1	nd	nd	N/A	N/A	2
1971	Gen/DR + Prob/Juv	N/A	N/A	2	726	-	1	nd	nd	N/A	N/A	3
1972	Gen/DR + Prob/Juv	N/A	N/A	2	-	-	1	nd	1,474	N/A	N/A	3
1974	Gen/DR + Prob/Juv	N/A	N/A	2	-	-	1	393	-	N/A	N/A	3
1987	Gen + Prob/Juv + DR	2	1,107	N/A	N/A	N/A	1	649	3,447	1	910	4
2005	Gen + Prob/Juv + DR	3	1,075	N/A	N/A	N/A	1	1,027	5,420	1	2,475	5
2025	Gen + Prob/Juv + DR	3	1,087	N/A	N/A	N/A	1	1,291	3,724	1	2,115	5

Note: Number of filings (incoming cases per judge) is shown where either (1) data for that subject matter was first collected, (2) a new judgeship was added, or (3) the divisional configuration of the court was changed. Years with no such changes are excluded from the table. "nd" means no data available. Current data (2025) are shown at the bottom of the table. Probate courts did not become part of the courts of common pleas until 1970.

Table 2. Court of Common Pleas, Current Roster

Division	Judge	Current	Age at	Age Barred	Next	
		Term End	Next Term Start	From Seeking New Term	Election	Election Type
Domestic Relations	Kirby, Jeffrey T.	12/31/28	68	No	11/07/28	FTC: 01-01-2029
General	Tepe, Timothy N.	01/01/29	69	No	11/07/28	FTC: 01-02-2029
	Oda, Donald E.	12/31/30	61	No	11/05/30	FTC: 01-01-2031
	Peeler, Robert	02/08/27	74	Yes	11/03/26	FTC: 02-09-2027
Probate/Juvenile	Kirby, Joseph W.	02/08/27	62	No	11/03/26	FTC: 02-09-2027

Note: "FTC" means Full Term Commencing [date].

Table 3a. Civil and Criminal Cases, Incoming Cases Per Judge, 2016 to 2025

Case Type	2016	2017	2018	2019	2020	2021	2022	2023	2024	2025
Administrative Appeals	5	4	4	4	2	1	4	3	3	4
Complex Litigation	0	0	0	0	0	0	0	0	0	0
Foreclosures	226	209	189	171	99	89	130	125	120	136
Other Civil	169	179	257	244	226	237	218	296	386	490
Other Torts	53	70	70	66	63	72	50	56	65	59
Product Liability	3	2	1	2	0	0	0	0	0	1
Professional Tort	3	4	4	6	6	4	2	3	4	4
Workers' Compensation	26	20	21	11	24	16	16	16	20	19
All Civil Case Types	486	488	547	503	419	418	421	500	598	714
Criminal	369	420	444	434	427	441	429	442	378	374
All Case Types	855	908	991	937	847	858	849	942	976	1,087

Warren County

Table 3b. Domestic Relations Cases, Incoming Cases Per Judge, 2016 to 2025

Case Type	2016	2017	2018	2019	2020	2021	2022	2023	2024	2025
All Others	314	468	498	480	466	476	506	479	578	638
Change of Custody	75	80	69	56	42	45	53	59	61	44
Domestic Violence	494	455	504	473	425	437	540	537	470	504
Marriage Dissolutions w/Children	191	157	193	138	189	149	159	163	134	121
Marriage Dissolutions w/o Children	172	191	201	183	181	201	182	183	201	196
Marriage Terminations w/Children	256	256	251	202	186	215	230	182	178	167
Marriage Terminations w/o Children	221	186	193	198	178	164	168	149	139	179
Parentage	0	0	0	0	0	0	1	0	0	0
Support - Enforce or Modify	463	632	521	402	377	456	333	238	208	243
U.I.F.S.A.	8	12	10	12	4	3	3	2	2	2
Visitation - Enforce or Modify	63	73	92	72	82	70	63	30	57	21
All Case Types	2,257	2,510	2,532	2,216	2,130	2,216	2,238	2,022	2,028	2,115

Table 3c. Juvenile Cases, Incoming Cases Per Judge, 2016 to 2025

Case Type	2016	2017	2018	2019	2020	2021	2022	2023	2024	2025
Abuse, Neglect or Dependency	292	390	356	300	216	188	148	238	237	224
Adult Cases	175	112	87	131	103	101	48	88	52	57
All Others	32	124	54	61	32	40	74	71	72	49
Custody/Visitation	421	562	518	542	500	459	398	445	349	417
Delinquency	834	846	700	767	463	511	626	593	517	497
Parentage	25	41	40	39	68	32	44	45	30	39
Permanent Custody	27	20	35	29	26	21	8	27	18	12
Support - Enforce or Modify	1,357	1,223	1,484	1,218	793	902	1,023	1,282	1,496	1,450
Traffic	678	1,096	833	793	567	709	730	775	792	862
U.I.F.S.A.	16	10	11	20	10	12	6	12	12	3
Unruly	89	184	189	281	168	176	116	135	104	114
All Case Types	3,946	4,608	4,307	4,181	2,946	3,151	3,221	3,711	3,679	3,724

Table 3d. Probate Cases, Incoming Cases Per Judge, 2016 to 2025

Case Type	2016	2017	2018	2019	2020	2021	2022	2023	2024	2025
Adoptions	98	88	84	94	102	120	101	58	85	68
Birth Records	5	7	2	11	6	17	14	26	13	15
Change of Name	107	128	146	185	125	207	177	159	171	168
Civil Actions	29	16	19	20	22	24	15	15	20	19
Civil Commitments	29	43	54	39	33	77	58	71	121	103
Conservatorships	0	0	0	0	0	0	0	0	0	0
Decedents' Estates	621	675	709	686	657	883	831	762	821	745
Guardianships of Adults	101	99	80	108	96	95	90	112	120	108
Guardianships of Minors	19	11	16	6	7	11	14	14	15	11
Minors' Settlements	32	26	28	29	23	25	18	52	30	31
Testamentary Trusts	3	9	8	8	2	4	5	4	6	6
Wrongful Death	24	22	9	9	16	28	22	21	20	17
All Case Types	1,068	1,124	1,155	1,195	1,089	1,491	1,345	1,294	1,422	1,291

Warren County

Municipal and County Courts

There are currently four limited jurisdiction trial courts in Warren County: Franklin Municipal Court, Lebanon Municipal Court, Mason Municipal Court, and Warren County Court. Effective March 20, 2025, the part-time judgeship in Lebanon Municipal Court converted to full-time status. In accordance with R.C. 141.04(A)(5), the part-time judge in Mason Municipal Court is paid at the full-time rate because the court serves a population exceeding 50,000 people.

Table 4. Limited Jurisdiction Trial Courts, Historical Changes

Year	Franklin Municipal Court		Lebanon Municipal Court		Mason Municipal Court		Warren County Court		Total Judges
	Judges	Filings	Judges	Filings	Judges	Filings	Judges	Filings	
1952	1 (pt)	nd	N/A	N/A	N/A	N/A	N/A	N/A	1
1956	1 (pt)	nd	1 (pt)	nd	N/A	N/A	N/A	N/A	2
1966	1 (pt)	nd	1 (pt)	nd	1 (pt)	nd	N/A	N/A	3
1975	1 (pt)	6,127	1 (pt)	3,566	1 (pt)	3,881	N/A	N/A	3
1981	1 (pt)	-	1 (pt)	-	1 (pt)	-	1 (pt)	11,983	4
1983	1 (pt)	-	1 (pt)	-	1 (pt)	-	2 (pt)	6,476	5
2025	1 (pt)	9,814	1 (ft)	6,709	1 (pt)	8,642	2 (pt)	3,369	5

Note: Number of filings (incoming cases *per judge*) is shown where either (1) data for that court was first collected, (2) a new judgeship was added, or (3) a part-time judgeship (denoted as "(pt)") was converted to full-time status (denoted as "(ft)"). Years with no such changes are excluded from the table. "nd" means no data available. "N/A" means not applicable because court did not exist. Current data (2025) are shown at the bottom of the table.

Table 5. Limited Jurisdiction Trial Courts, Current Roster

Court	Judge	Current	Age at	Age Barred	Next Election	Election Type
		Term End	Next Term Start	From Seeking New Term		
Franklin MC	Ruppert, Ronald W.	12/31/29	66	No	11/06/29	FTC: 01-01-2030
Lebanon MC	Hubbell, Martin E.	12/31/27	54	No	11/02/27	FTC: 01-01-2028
Mason MC	Batsche, D. Andrew	12/31/31	60	No	11/04/31	FTC: 01-01-2032
Warren CC	Loxley, Gary A.	12/31/28	67	No	11/07/28	FTC: 01-01-2029
	Fischer, Robert S.	12/31/30	60	No	11/05/30	FTC: 01-01-2031

Note: "FTC" means Full Term Commencing [date].

Warren County

Table 6a. Franklin Municipal Court, Incoming Cases Per Judge, 2016 to 2025

Case Type	2016	2017	2018	2019	2020	2021	2022	2023	2024	2025
Contracts	301	340	357	474	355	420	440	416	592	712
F.E.D. (Evictions)	226	227	231	195	140	129	144	145	175	156
Other Civil	68	64	73	97	77	65	72	76	49	78
Pers. Inj./Prop. Damage	11	7	7	6	7	7	7	6	7	3
Small Claims	28	25	56	77	70	34	25	33	32	25
All Civil Case Types	634	663	724	849	649	655	688	676	855	974
Felonies	411	479	504	383	389	385	335	284	263	228
Misdemeanors	1,503	2,140	1,981	2,108	1,861	1,740	1,380	1,510	1,235	749
All Criminal Case Types	1,914	2,619	2,485	2,491	2,250	2,125	1,715	1,794	1,498	977
O.V.I.	358	435	444	403	268	286	252	210	176	174
Other Traffic	6,810	8,237	7,685	7,184	4,837	6,321	6,753	7,135	7,324	7,689
All Traffic Case Types	7,168	8,672	8,129	7,587	5,105	6,607	7,005	7,345	7,500	7,863
All Case Types	9,716	11,954	11,338	10,927	8,004	9,387	9,408	9,815	9,853	9,814

Table 6b. Lebanon Municipal Court, Incoming Cases Per Judge, 2016 to 2025

Case Type	2016	2017	2018	2019	2020	2021	2022	2023	2024	2025
Contracts	242	335	318	476	313	329	323	389	708	793
F.E.D. (Evictions)	225	226	224	188	128	188	155	178	178	179
Other Civil	130	86	114	107	53	82	138	142	128	128
Pers. Inj./Prop. Damage	16	8	6	8	5	2	0	0	1	9
Small Claims	74	54	51	48	35	50	38	54	61	41
All Civil Case Types	687	709	713	827	534	651	654	763	1,076	1,150
Felonies	528	510	499	638	571	478	445	455	398	338
Misdemeanors	1,610	1,647	1,580	1,734	1,161	1,202	1,160	1,001	842	915
All Criminal Case Types	2,138	2,157	2,079	2,372	1,732	1,680	1,605	1,456	1,240	1,253
O.V.I.	234	215	195	227	181	222	280	273	203	193
Other Traffic	4,094	3,997	3,521	3,084	2,273	2,946	2,970	3,243	3,527	4,113
All Traffic Case Types	4,328	4,212	3,716	3,311	2,454	3,168	3,250	3,516	3,730	4,306
All Case Types	7,153	7,078	6,508	6,510	4,720	5,499	5,509	5,735	6,046	6,709

Table 6c. Mason Municipal Court, Incoming Cases Per Judge, 2016 to 2025

Case Type	2016	2017	2018	2019	2020	2021	2022	2023	2024	2025
Contracts	482	601	671	802	508	607	634	655	836	1,092
F.E.D. (Evictions)	187	194	214	230	146	188	279	272	262	293
Other Civil	15	19	20	16	9	13	13	8	11	11
Pers. Inj./Prop. Damage	21	27	20	21	15	1	3	0	0	2
Small Claims	135	76	78	64	69	78	63	68	76	79
All Civil Case Types	840	917	1,003	1,133	747	887	992	1,003	1,185	1,477
Felonies	370	387	366	372	413	341	369	394	290	313
Misdemeanors	1,742	1,588	1,409	1,511	1,491	1,193	1,344	1,548	980	1,045
All Criminal Case Types	2,112	1,975	1,775	1,883	1,904	1,534	1,713	1,942	1,270	1,358
O.V.I.	479	454	388	347	209	215	175	200	173	220
Other Traffic	6,541	8,271	7,004	6,430	4,365	4,887	5,549	4,579	4,637	5,587
All Traffic Case Types	7,020	8,725	7,392	6,777	4,574	5,102	5,724	4,779	4,810	5,807
All Case Types	9,972	11,617	10,170	9,793	7,225	7,523	8,429	7,724	7,265	8,642

Warren County

Table 6d. Warren County Court, Incoming Cases Per Judge, 2016 to 2025

Case Type	2016	2017	2018	2019	2020	2021	2022	2023	2024	2025
Contracts	326	421	413	503	352	407	385	478	640	800
F.E.D. (Evictions)	117	97	97	106	80	78	132	111	133	138
Other Civil	47	52	60	58	53	57	47	42	38	38
Pers. Inj./Prop. Damage	7	5	8	6	5	7	4	3	3	4
Small Claims	39	55	56	49	43	44	51	44	43	47
All Civil Case Types	535	630	633	722	532	592	618	676	856	1,026
Felonies	155	162	149	152	155	142	151	122	124	108
Misdemeanors	640	775	617	601	521	488	469	425	379	380
All Criminal Case Types	794	936	766	753	676	630	620	546	503	487
O.V.I.	133	175	158	163	168	177	155	112	92	92
Other Traffic	1,753	2,775	2,568	1,970	1,209	1,271	1,340	1,520	1,507	1,764
All Traffic Case Types	1,886	2,950	2,726	2,133	1,377	1,447	1,495	1,632	1,599	1,856
All Case Types	3,214	4,515	4,124	3,607	2,585	2,669	2,732	2,854	2,957	3,369

Magistrate History

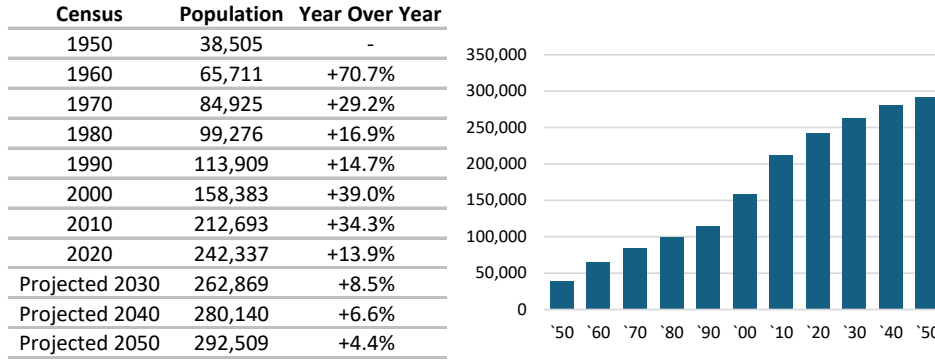
Table 7. Number of Magistrates

Year	Court of Common Pleas						
	DR Division	General Division	Probate and Juvenile Division	Franklin Municipal Court	Lebanon Municipal Court	Mason Municipal Court	Warren County Court
1996	1	2	3	2	1	0	0
1997	1	2	3	2	1	0	0
1998	2	1	3	2	1	0	0
1999	2	1	3	2	1	1	0
2000	2	3	3	2	1	1	0
2001	2	3	4	2	1	2	0
2002	2	3	4	1	1	3	0
2003	2	4	5	1	1	4	0
2004	2	3	4	1	1	3	0
2005	2	3	5	1	1	3	0
2006	2	4	4	1	1	3	0
2007	2	4	4	1	1	2	0
2008	2	4	5	1	1	2	0
2009	2	5	5	1	1	2	0
2010	2	4	6	1	1	2	0
2011	2	4	6	1	1	2	0
2012	2	3	5	1	1	2	0
2013	2	5	6	2	1	2	0
2014	2	5	5	2	2	2	0
2015	2	5	5	3	2	2	1
2016	2	5	5	2	2	2	1
2017	3	5	6	1	2	3	1
2018	3	5	5	1	2	3	1
2019	3	5	5	1	2	3	1
2020	3	5	7	1	2	3	1
2021	4	7	6	1	2	3	1
2022	3	4	6	1	2	4	1
2023	4	3	4	1	3	2	1
2024	4	3	5	1	2	2	1
2025	4	3	5	1	2	3	2

Warren County

County Population

Figure 1. County Population Trend



Note: Projections from Ohio Department of Development, Office of Research, County Trends Reports

Washington County

Court of Common Pleas

The Washington County Court of Common Pleas currently consists of two divisions: a combined General and Domestic Relations Division with two judgeships, and a combined Probate and Juvenile Division with one judgeship. The divisional configuration has not changed since 1955. In 1987, an additional judgeship was added to the General and Domestic Relations Division.

Table 1. Court of Common Pleas, Historical Changes

Year	Configuration	Divisional Configuration						Total Judges
		General and DR			Probate and Juvenile			
		Judges	Filings		Judges	Filings		
		Gen.	DR		Prob.	Juv.		
1955	Gen/DR + Prob/Juv	1	nd	nd	1	nd	nd	2
1960	Gen/DR + Prob/Juv	1	230	88	1	nd	nd	2
1972	Gen/DR + Prob/Juv	1	-	-	1	nd	553	2
1974	Gen/DR + Prob/Juv	1	-	-	1	549	-	2
1987	Gen/DR + Prob/Juv	2	457	364	1	527	973	3
2025	Gen/DR + Prob/Juv	2	534	307	1	648	587	3

Note: Number of filings (incoming cases per judge) is shown where either (1) data for that subject matter was first collected, (2) a new judgeship was added, or (3) the divisional configuration of the court was changed. Years with no such changes are excluded from the table. "nd" means no data available. Current data (2025) are shown at the bottom of the table. Probate courts did not become part of the courts of common pleas until 1970.

Table 2. Court of Common Pleas, Current Roster

Division	Judge	Current	Age at	Age Barred	Next Election	Election Type
		Term End	Next Term Start	From Seeking New Term		
General and DR	Halliday, John M.	12/31/30	63	No	11/05/30	FTC: 01-01-2031
	VACANT	12/31/28	-	-	11/03/26	UTE: 12-31-2028
Probate and Juvenile	Williams, Timothy A.	02/08/27	68	No	11/03/26	FTC: 02-09-2027

Note: "FTC" means Full Term Commencing [date].

Table 3a. Civil and Criminal Cases, Incoming Cases Per Judge, 2016 to 2025

Case Type	2016	2017	2018	2019	2020	2021	2022	2023	2024	2025
Administrative Appeals	1	1	1	1	2	2	1	2	1	1
Complex Litigation	0	0	0	0	0	0	0	0	0	0
Foreclosures	69	75	74	55	74	25	47	32	39	42
Other Civil	89	81	79	106	148	80	73	115	121	121
Other Torts	39	30	19	18	49	23	22	14	22	15
Product Liability	0	1	1	1	2	0	0	0	0	0
Professional Tort	5	10	6	3	15	5	2	3	5	3
Workers' Compensation	13	8	11	6	8	4	3	10	8	11
All Civil Case Types	214	205	189	188	296	138	147	175	194	192
Criminal	425	390	479	532	548	367	349	328	355	342
All Case Types	639	595	668	720	844	505	496	503	549	534

Washington County

Table 3b. Domestic Relations Cases, Incoming Cases Per Judge, 2016 to 2025

Case Type	2016	2017	2018	2019	2020	2021	2022	2023	2024	2025
All Others	9	7	20	34	29	13	14	17	18	26
Change of Custody	22	21	21	24	15	15	16	17	16	29
Domestic Violence	28	21	27	21	64	7	10	7	14	20
Marriage Dissolutions w/Children	39	40	37	28	17	24	13	13	18	19
Marriage Dissolutions w/o Children	31	35	36	30	31	24	32	31	33	31
Marriage Terminations w/Children	100	122	101	48	67	31	33	35	22	33
Marriage Terminations w/o Children	47	43	48	44	76	31	26	33	28	32
Parentage	0	0	0	0	0	3	2	2	0	2
Support - Enforce or Modify	140	142	130	139	185	120	119	117	107	101
U.I.F.S.A.	0	0	4	10	6	3	4	7	4	6
Visitation - Enforce or Modify	21	18	23	21	36	16	18	15	4	11
All Case Types	435	447	444	396	524	286	285	291	261	307

Table 3c. Juvenile Cases, Incoming Cases Per Judge, 2016 to 2025

Case Type	2016	2017	2018	2019	2020	2021	2022	2023	2024	2025
Abuse, Neglect or Dependency	54	39	40	51	52	51	50	56	46	43
Adult Cases	71	29	60	82	13	12	26	32	56	34
All Others	4	1	3	9	10	12	13	2	3	2
Custody/Visitation	134	111	165	125	105	144	116	114	115	117
Delinquency	191	183	171	132	93	84	117	148	112	98
Parentage	4	1	2	4	5	1	7	4	5	1
Permanent Custody	12	16	32	12	7	14	23	20	18	17
Support - Enforce or Modify	222	245	223	205	139	192	157	87	102	61
Traffic	246	272	254	236	167	181	153	169	179	172
U.I.F.S.A.	0	0	0	0	0	0	0	0	0	0
Unruly	25	27	13	50	13	21	17	30	37	42
All Case Types	963	924	963	906	604	712	679	662	673	587

Table 3d. Probate Cases, Incoming Cases Per Judge, 2016 to 2025

Case Type	2016	2017	2018	2019	2020	2021	2022	2023	2024	2025
Adoptions	26	26	24	31	29	48	27	32	33	35
Birth Records	3	2	4	3	2	3	3	2	4	2
Change of Name	12	16	11	24	27	39	33	36	53	40
Civil Actions	15	7	3	6	8	7	6	5	5	6
Civil Commitments	59	66	42	56	50	75	28	3	5	4
Conservatorships	0	0	1	0	0	1	0	0	0	0
Decedents' Estates	388	424	354	391	442	554	605	602	525	524
Guardianships of Adults	22	28	17	19	20	22	25	12	23	18
Guardianships of Minors	3	0	4	3	3	7	3	3	2	1
Minors' Settlements	5	1	3	11	2	14	4	6	4	2
Testamentary Trusts	5	1	2	1	0	7	2	2	1	3
Wrongful Death	0	5	6	10	5	7	6	6	3	13
All Case Types	538	576	471	555	588	784	742	709	658	648

Washington County

Municipal and County Courts

Marietta Municipal Court, consisting of one full-time judgeship, is the only limited jurisdiction trial court in Washington County. Since its inception in 1958, it has not undergone any changes in its structure or number of judgeships.

Table 4. Marietta Municipal Court, Historical Changes

Year	Judges	Filings
1958	1 (ft)	nd
1975	1 (ft)	9,967
2025	1 (ft)	10,133

Note: Number of filings (incoming cases *per judge*) is shown where either (1) data for that court was first collected, (2) a new judgeship was added, or (3) a part-time judgeship (denoted as "(pt)") was converted to full-time status (denoted as "(ft)"). Years with no such changes are excluded from the table. "nd" means no data available. "N/A" means not applicable because court did not exist. Current data (2025) are shown at the bottom of the table.

Table 5. Marietta Municipal Court, Current Roster

Court	Judge	Current	Age at	Age Barred	Next Election	Election Type
		Term End	Next Term Start	From Seeking New Term		
Marietta MC	Jedlink, Randall E.	12/31/29	45	No	11/06/29	FTC: 01-01-2030

Note: "FTC" means Full Term Commencing [date].

Table 6. Marietta Municipal Court, Incoming Cases Per Judge, 2016 to 2025

Case Type	2016	2017	2018	2019	2020	2021	2022	2023	2024	2025
Contracts	655	892	977	1,123	870	867	1,032	1,154	1,335	1,956
F.E.D. (Evictions)	185	184	193	181	125	128	129	137	151	111
Other Civil	20	23	25	28	14	18	18	12	15	6
Pers. Inj./Prop. Damage	0	0	0	0	0	0	0	0	0	0
Small Claims	98	94	104	111	101	94	41	42	42	43
All Civil Case Types	958	1,193	1,299	1,443	1,110	1,107	1,220	1,345	1,543	2,116
Felonies	502	582	612	578	563	541	431	489	458	412
Misdemeanors	2,315	2,380	2,919	2,298	1,941	2,069	1,590	1,237	1,179	1,127
All Criminal Case Types	2,817	2,962	3,531	2,876	2,504	2,610	2,021	1,726	1,637	1,539
O.V.I.	449	480	444	406	275	287	248	208	166	202
Other Traffic	7,620	8,606	9,148	7,848	5,377	7,470	5,680	5,232	5,137	6,276
All Traffic Case Types	8,069	9,086	9,592	8,254	5,652	7,757	5,928	5,440	5,303	6,478
All Case Types	11,844	13,241	14,422	12,573	9,266	11,474	9,169	8,511	8,483	10,133

Washington County

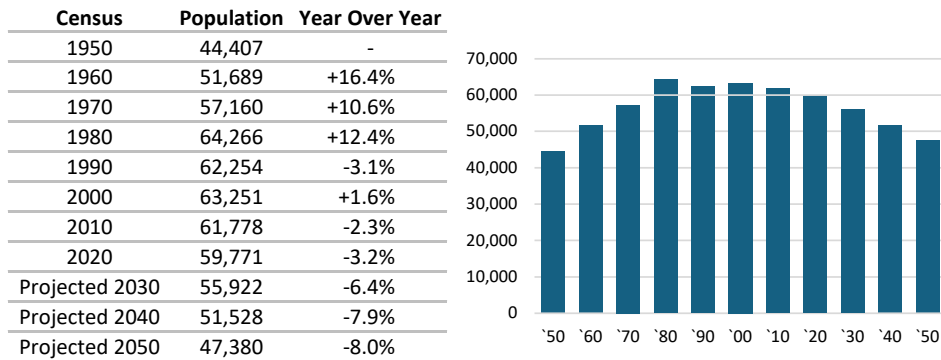
Magistrate History

Table 7. Number of Magistrates

Year	Court of Common Pleas		Marietta Municipal Court
	General and DR Division	Probate and Juvenile Division	
1996	0	1	1
1997	0	2	1
1998	0	1	1
1999	0	1	1
2000	0	1	1
2001	0	1	1
2002	0	1	1
2003	0	1	1
2004	0	2	1
2005	0	1	1
2006	0	1	1
2007	0	1	2
2008	1	1	1
2009	1	1	1
2010	1	1	1
2011	1	1	1
2012	1	1	1
2013	1	1	1
2014	1	1	1
2015	1	1	1
2016	1	1	1
2017	1	1	1
2018	1	1	1
2019	1	1	1
2020	1	1	2
2021	1	1	2
2022	1	1	1
2023	1	2	1
2024	1	1	2
2025	2	1	2

County Population

Figure 1. County Population Trend



Note: Projections from Ohio Department of Development, Office of Research, County Trends Reports

Wayne County

Court of Common Pleas

The Wayne County Court of Common Pleas consists of two divisions: a combined General and Domestic Relations Division with two judgeships, and a combined Probate and Juvenile Division with one judgeship. The divisional configuration has not changed since 1957. In 1969, an additional judgeship was added to the General and Domestic Relations Division.

Table 1. Court of Common Pleas, Historical Changes

Year	Configuration	Divisional Configuration						Total Judges
		General and DR			Probate and Juvenile			
		Judges	Filings		Judges	Filings		
		Gen.	DR		Prob.	Juv.		
1957	Gen/DR + Prob/Juv	1	nd	nd	1	nd	nd	2
1960	Gen/DR + Prob/Juv	1	335	199	1	nd	nd	2
1969	Gen/DR + Prob/Juv	2	322	364	1	nd	nd	3
1972	Gen/DR + Prob/Juv	2	-	-	1	nd	1,059	3
1974	Gen/DR + Prob/Juv	2	-	-	1	828	-	3
2025	Gen/DR + Prob/Juv	2	574	231	1	789	1,295	3

Note: Number of filings (incoming cases per judge) is shown where either (1) data for that subject matter was first collected, (2) a new judgeship was added, or (3) the divisional configuration of the court was changed. Years with no such changes are excluded from the table. "nd" means no data available. Current data (2025) are shown at the bottom of the table. Probate courts did not become part of the courts of common pleas until 1970.

Table 2. Court of Common Pleas, Current Roster

Division	Judge	Current	Age at	Age Barred	Next Election	Election Type
		Term End	Next Term Start	From Seeking New Term		
General and DR	VanSickle, Timothy R.	01/01/29	55	No	11/07/28	FTC: 01-02-2029
	Spitler, Corey E.	12/31/28	73	Yes	11/07/28	FTC: 01-01-2029
Probate and Juvenile	Wiles, Latecia E.	02/08/27	48	No	11/03/26	FTC: 02-09-2027

Note: "FTC" means Full Term Commencing [date].

Table 3a. Civil and Criminal Cases, Incoming Cases Per Judge, 2016 to 2025

Case Type	2016	2017	2018	2019	2020	2021	2022	2023	2024	2025
Administrative Appeals	2	3	1	2	1	2	3	1	2	1
Complex Litigation	0	0	0	0	0	0	0	0	0	0
Foreclosures	85	84	82	82	26	29	66	57	58	51
Other Civil	145	127	140	154	123	138	146	197	185	177
Other Torts	33	36	33	29	41	42	43	49	42	32
Product Liability	0	0	1	2	0	1	0	1	0	0
Professional Tort	2	1	1	1	3	2	3	0	2	2
Workers' Compensation	26	21	26	32	31	21	14	19	16	16
All Civil Case Types	292	271	283	301	223	233	274	322	304	277
Criminal	228	309	394	347	303	350	296	549	436	297
All Case Types	519	580	676	648	526	583	570	871	739	574

Wayne County

Table 3b. Domestic Relations Cases, Incoming Cases Per Judge, 2016 to 2025

Case Type	2016	2017	2018	2019	2020	2021	2022	2023	2024	2025
All Others	4	3	1	17	13	9	9	12	11	8
Change of Custody	0	0	1	21	14	14	10	12	15	9
Domestic Violence	27	33	45	40	40	46	57	54	56	38
Marriage Dissolutions w/Children	30	39	48	28	32	40	27	62	39	35
Marriage Dissolutions w/o Children	46	53	46	46	54	44	44	54	55	46
Marriage Terminations w/Children	45	39	77	45	37	32	32	88	45	33
Marriage Terminations w/o Children	34	39	35	42	36	35	37	52	37	37
Parentage	0	0	0	0	0	1	1	1	0	1
Support - Enforce or Modify	0	0	0	12	8	6	11	9	8	12
U.I.F.S.A.	8	8	9	7	5	7	3	6	2	1
Visitation - Enforce or Modify	0	0	0	27	16	12	13	16	9	13
All Case Types	192	211	260	284	252	243	239	363	275	231

Table 3c. Juvenile Cases, Incoming Cases Per Judge, 2016 to 2025

Case Type	2016	2017	2018	2019	2020	2021	2022	2023	2024	2025
Abuse, Neglect or Dependency	151	76	129	128	146	154	110	141	171	145
Adult Cases	89	31	37	68	33	63	88	86	95	96
All Others	17	26	26	37	15	14	23	16	23	9
Custody/Visitation	239	266	263	253	244	258	196	186	190	208
Delinquency	390	317	357	451	253	179	267	346	325	218
Parentage	112	89	56	50	34	51	28	22	14	14
Permanent Custody	35	22	29	31	24	24	18	22	30	20
Support - Enforce or Modify	998	910	696	657	471	445	438	206	97	121
Traffic	476	437	428	437	304	350	334	307	339	334
U.I.F.S.A.	0	0	0	0	0	1	4	6	1	3
Unruly	91	69	149	176	108	141	134	178	175	127
All Case Types	2,598	2,243	2,170	2,288	1,632	1,680	1,640	1,516	1,460	1,295

Table 3d. Probate Cases, Incoming Cases Per Judge, 2016 to 2025

Case Type	2016	2017	2018	2019	2020	2021	2022	2023	2024	2025
Adoptions	48	50	38	36	26	46	32	35	36	35
Birth Records	8	11	11	10	12	13	21	11	8	17
Change of Name	65	57	57	73	60	78	72	66	63	73
Civil Actions	19	23	17	22	14	17	19	16	8	14
Civil Commitments	3	6	4	3	1	1	10	12	19	14
Conservatorships	1	0	0	0	0	0	1	0	0	0
Decedents' Estates	494	601	513	536	540	632	679	569	539	537
Guardianships of Adults	47	64	43	50	62	56	68	60	58	57
Guardianships of Minors	24	35	21	17	22	22	15	8	9	21
Minors' Settlements	2	8	11	16	9	7	12	12	7	21
Testamentary Trusts	7	3	2	7	5	3	8	5	3	0
Wrongful Death	0	0	0	0	0	0	0	0	0	0
All Case Types	718	858	717	770	751	875	937	794	750	789

Wayne County

Municipal and County Courts

In 1976, the Wooster Municipal Court, which consisted of one full-time judgeship, was renamed Wayne County Municipal Court. In 1980, a second judgeship was added to the Wayne County Municipal Court.

Table 4. Limited Jurisdiction Trial Courts, Historical Changes

Year	Wooster Municipal Court		Wayne County Municipal Court		Total Judges
	Judges	Filings	Judges	Filings	
1953	1 (ft)	nd	N/A	N/A	1
1975	1 (ft)	10,671	N/A	N/A	1
1976	N/A	N/A	1 (ft)	7,343	1
1980	N/A	N/A	2 (ft)	12,259	2
2025	N/A	N/A	2 (ft)	7,916	2

Note: Number of filings (incoming cases *per judge*) is shown where either (1) data for that court was first collected, (2) a new judgeship was added, or (3) a part-time judgeship (denoted as "(pt)") was converted to full-time status (denoted as "(ft)"). Years with no such changes are excluded from the table. "nd" means no data available. "N/A" means not applicable because court did not exist. Current data (2025) are shown at the bottom of the table.

Table 5. Wayne County Municipal Court, Current Roster

Court	Judge	Current	Age at	Age Barred	Next Election	Election Type
		Term End	Next Term Start	From Seeking New Term		
Wayne Co. MC	Rickett, Michael W.	12/31/29	51	No	11/06/29	FTC: 01-01-2030
	Shaker, Nathan R.	12/31/27	47	No	11/02/27	FTC: 01-01-2028

Note: "FTC" means Full Term Commencing [date].

Table 6. Wayne County Municipal Court, Incoming Cases Per Judge, 2016 to 2025

Case Type	2016	2017	2018	2019	2020	2021	2022	2023	2024	2025
Contracts	540	674	729	730	483	569	578	631	870	993
F.E.D. (Evictions)	255	240	245	229	168	142	172	150	156	118
Other Civil	26	26	32	24	18	22	26	25	20	20
Pers. Inj./Prop. Damage	19	9	10	10	7	9	7	7	8	7
Small Claims	291	302	222	233	158	143	123	137	132	120
All Civil Case Types	1,129	1,250	1,238	1,225	833	883	905	948	1,185	1,257
Felonies	60	52	34	33	8	3	3	4	6	5
Misdemeanors	1,273	1,530	1,676	1,304	1,073	1,182	1,427	1,307	1,131	787
All Criminal Case Types	1,333	1,582	1,710	1,337	1,080	1,185	1,429	1,311	1,137	792
O.V.I.	211	227	209	169	183	181	191	184	169	151
Other Traffic	6,202	6,774	6,458	6,537	4,313	4,992	5,692	6,024	5,760	5,717
All Traffic Case Types	6,413	7,001	6,667	6,706	4,495	5,173	5,883	6,208	5,928	5,868
All Case Types	8,875	9,832	9,615	9,267	6,408	7,240	8,216	8,467	8,250	7,916

Wayne County

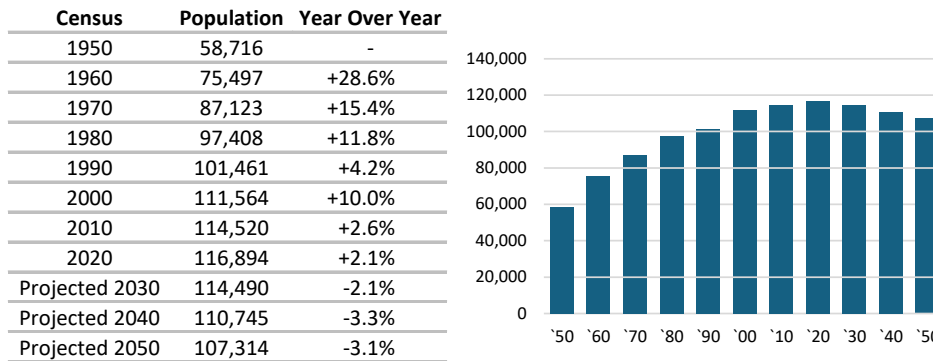
Magistrate History

Table 7. Number of Magistrates

Year	Court of Common Pleas		Wayne County Municipal Court
	General and DR Division	Probate and Juvenile Division	
1996	1	1	0
1997	1	1	0
1998	1	1	0
1999	1	2	0
2000	2	2	0
2001	2	2	0
2002	2	2	0
2003	2	2	0
2004	2	2	0
2005	2	2	0
2006	2	2	0
2007	2	2	0
2008	2	2	2
2009	2	2	2
2010	3	2	2
2011	2	2	1
2012	2	3	1
2013	2	3	0
2014	2	4	1
2015	3	4	1
2016	2	4	1
2017	3	4	1
2018	2	5	2
2019	3	5	1
2020	2	5	1
2021	3	5	1
2022	3	5	1
2023	2	8	2
2024	2	7	1
2025	2	8	1

County Population

Figure 1. County Population Trend



Note: Projections from Ohio Department of Development, Office of Research, County Trends Reports

Williams County

Court of Common Pleas

Since 1955, the Williams County Court of Common Pleas has consisted of two divisions: a General and Domestic Relations Division with one judgeship, and a combined Probate and Juvenile Division with one judgeship.

Table 1. Court of Common Pleas, Historical Changes

Year	Configuration	Divisional Configuration						Total Judges
		General and DR			Probate and Juvenile			
		Judges	Filings		Judges	Filings		
		Gen.	DR		Prob.	Juv.		
1955	Gen/DR + Prob/Juv	1	nd	nd	1	nd	nd	2
1960	Gen/DR + Prob/Juv	1	146	72	1	nd	nd	2
1972	Gen/DR + Prob/Juv	1	-	-	1	nd	481	2
1974	Gen/DR + Prob/Juv	1	-	-	1	379	-	2
2025	Gen/DR + Prob/Juv	1	374	209	1	366	564	2

Note: Number of filings (incoming cases per judge) is shown where either (1) data for that subject matter was first collected, (2) a new judgeship was added, or (3) the divisional configuration of the court was changed. Years with no such changes are excluded from the table. "nd" means no data available. Current data (2025) are shown at the bottom of the table. Probate courts did not become part of the courts of common pleas until 1970.

Table 2. Court of Common Pleas, Current Roster

Division	Judge	Current	Age at	Age Barred	Next Election	Election Type
		Term End	Next Term Start	From Seeking New Term		
General and DR	Drinnon, Rhonda L.	12/31/30	64	No	11/05/30	FTC: 01-01-2031
Probate and Juvenile	Gallagher, Karen K.	02/08/27	65	No	11/03/26	FTC: 02-09-2027

Note: "FTC" means Full Term Commencing [date].

Table 3a. Civil and Criminal Cases, Incoming Cases Per Judge, 2016 to 2025

Case Type	2016	2017	2018	2019	2020	2021	2022	2023	2024	2025
Administrative Appeals	1	1	1	1	0	11	0	2	0	1
Complex Litigation	1	1	0	0	0	0	0	0	0	0
Foreclosures	53	82	61	48	37	32	69	64	63	71
Other Civil	49	40	53	40	53	59	56	80	84	98
Other Torts	10	16	10	9	11	10	27	16	22	21
Product Liability	0	1	0	0	0	0	0	0	1	0
Professional Tort	1	4	2	4	2	2	4	2	0	0
Workers' Compensation	17	12	14	20	12	26	7	9	12	14
All Civil Case Types	132	157	141	122	115	140	163	173	182	205
Criminal	207	163	274	298	246	246	239	225	189	169
All Case Types	339	320	415	420	361	386	402	398	371	374

Williams County

Table 3b. Domestic Relations Cases, Incoming Cases Per Judge, 2016 to 2025

Case Type	2016	2017	2018	2019	2020	2021	2022	2023	2024	2025
All Others	8	16	5	21	18	19	17	20	14	18
Change of Custody	21	20	15	18	9	16	11	11	9	19
Domestic Violence	23	25	24	28	18	11	6	6	25	29
Marriage Dissolutions w/Children	32	33	30	35	30	29	36	23	15	25
Marriage Dissolutions w/o Children	43	56	42	42	51	45	35	45	38	35
Marriage Terminations w/Children	30	36	35	27	42	30	22	23	27	34
Marriage Terminations w/o Children	33	36	42	35	33	30	36	22	27	29
Parentage	0	0	0	0	0	0	0	0	3	5
Support - Enforce or Modify	30	37	40	18	12	17	11	11	6	11
U.I.F.S.A.	0	0	0	0	0	0	0	0	0	0
Visitation - Enforce or Modify	12	13	3	6	5	5	6	4	2	4
All Case Types	232	272	236	230	218	202	180	165	166	209

Table 3c. Juvenile Cases, Incoming Cases Per Judge, 2016 to 2025

Case Type	2016	2017	2018	2019	2020	2021	2022	2023	2024	2025
Abuse, Neglect or Dependency	47	78	77	66	73	44	101	81	57	93
Adult Cases	4	11	31	21	42	61	42	52	39	22
All Others	3	1	1	2	3	5	42	9	3	4
Custody/Visitation	71	67	70	39	49	55	47	46	46	36
Delinquency	178	222	161	201	141	123	126	141	99	119
Parentage	4	18	34	44	47	56	50	39	58	54
Permanent Custody	6	6	2	0	0	0	0	4	15	7
Support - Enforce or Modify	115	81	89	49	22	50	45	59	103	84
Traffic	187	158	162	144	101	115	124	98	97	115
U.I.F.S.A.	0	0	1	1	1	5	7	4	5	6
Unruly	0	1	20	18	33	35	21	21	35	24
All Case Types	615	643	648	585	512	549	605	554	557	564

Table 3d. Probate Cases, Incoming Cases Per Judge, 2016 to 2025

Case Type	2016	2017	2018	2019	2020	2021	2022	2023	2024	2025
Adoptions	18	30	23	18	19	16	19	25	17	17
Birth Records	1	3	7	2	4	2	3	2	3	6
Change of Name	15	18	22	21	25	16	25	16	17	13
Civil Actions	8	2	1	6	8	12	9	7	6	2
Civil Commitments	19	16	25	10	10	9	8	6	4	15
Conservatorships	0	0	1	0	0	0	0	0	0	1
Decedents' Estates	291	310	287	285	259	313	275	274	261	268
Guardianships of Adults	18	20	22	21	18	15	28	17	22	25
Guardianships of Minors	8	5	7	8	3	13	6	3	4	7
Minors' Settlements	6	7	5	4	3	5	3	0	9	9
Testamentary Trusts	2	3	1	2	3	1	3	5	0	3
Wrongful Death	0	0	3	1	1	0	0	0	0	0
All Case Types	386	414	404	378	353	402	379	355	343	366

Williams County

Municipal and County Courts

Bryan Municipal Court was created upon the abolishment of Williams County Court in 1966. The court consists of one full-time judgeship and is the only limited jurisdiction trial court in Williams County. Since its inception, it has not undergone any changes in its structure or number of judgeships.

Table 4. Limited Jurisdiction Trial Courts, Historical Changes

Year	Williams County Court		Bryan Municipal Court		Total Judges
	Judges	Filings	Judges	Filings	
1958	2 (pt)	nd	N/A	N/A	2
1966	N/A	N/A	1 (ft)	nd	1
1975	N/A	N/A	1 (ft)	7,729	1
2025	N/A	N/A	1 (ft)	5,536	1

Note: Number of filings (incoming cases *per judge*) is shown where either (1) data for that court was first collected, (2) a new judgeship was added, or (3) a part-time judgeship (denoted as "(pt)") was converted to full-time status (denoted as "(ft)"). Years with no such changes are excluded from the table. "nd" means no data available. "N/A" means not applicable because court did not exist. Current data (2025) are shown at the bottom of the table.

Table 5. Bryan Municipal Court, Current Roster

Court	Judge	Current	Age at	Age Barred	Next	Election Type
		Term End	Next Term Start	From Seeking New Term		
Bryan MC	North, Kent L.	12/31/31	68	No	11/04/31	FTC: 01-01-2032

Note: "FTC" means Full Term Commencing [date].

Table 6. Bryan Municipal Court, Incoming Cases Per Judge, 2016 to 2025

Case Type	2016	2017	2018	2019	2020	2021	2022	2023	2024	2025
Contracts	573	658	688	860	656	789	513	572	707	805
F.E.D. (Evictions)	139	133	183	135	79	91	118	97	106	110
Other Civil	3	4	3	3	3	0	3	1	5	6
Pers. Inj./Prop. Damage	11	8	12	5	10	11	7	5	7	5
Small Claims	251	416	322	224	260	226	115	109	88	80
All Civil Case Types	977	1,219	1,208	1,227	1,008	1,117	756	784	913	1,006
Felonies	77	65	82	62	84	73	84	73	61	51
Misdemeanors	869	1,528	1,116	990	1,235	1,052	769	753	557	580
All Criminal Case Types	946	1,593	1,198	1,052	1,319	1,125	853	826	618	631
O.V.I.	161	185	139	127	93	128	166	167	104	110
Other Traffic	6,553	6,959	5,986	5,224	4,493	4,040	4,157	3,825	3,434	3,789
All Traffic Case Types	6,714	7,144	6,125	5,351	4,586	4,168	4,323	3,992	3,538	3,899
All Case Types	8,637	9,956	8,531	7,630	6,913	6,410	5,932	5,602	5,069	5,536

Williams County

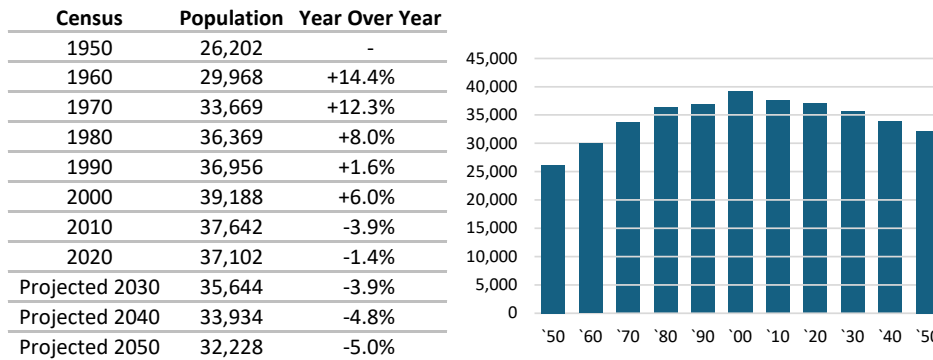
Magistrate History

Table 7. Number of Magistrates

Year	Court of Common Pleas		Bryan Municipal Court
	General and DR Division	Probate and Juvenile Division	
1996	1	0	0
1997	1	0	0
1998	1	0	0
1999	1	0	0
2000	1	0	0
2001	1	0	0
2002	1	0	0
2003	1	1	0
2004	1	0	0
2005	1	0	0
2006	1	0	0
2007	2	0	0
2008	1	0	0
2009	1	0	0
2010	1	0	0
2011	1	0	0
2012	1	0	0
2013	1	0	0
2014	1	0	0
2015	1	0	0
2016	2	1	0
2017	1	1	0
2018	1	1	0
2019	1	1	0
2020	1	1	0
2021	1	0	0
2022	1	0	0
2023	1	0	0
2024	2	1	0
2025	1	2	0

County Population

Figure 1. County Population Trend



Note: Projections from Ohio Department of Development, Office of Research, County Trends Reports

Wood County

Court of Common Pleas

Since 1955, the Wood County Court of Common Pleas has consisted of two divisions: a combined General and Domestic Relations Division with three judgeships, and a combined Probate and Juvenile Division with one judgeship.

Table 1. Court of Common Pleas, Historical Changes

Year	Configuration	Divisional Configuration						Total Judges
		General and DR			Probate and Juvenile			
		Judges	Filings		Judges	Filings		
		Gen.	DR		Prob.	Juv.		
1955	Gen/DR + Prob/Juv	1	nd	nd	1	nd	nd	2
1960	Gen/DR + Prob/Juv	1	262	197	1	nd	nd	2
1971	Gen/DR + Prob/Juv	2	878	370	1	nd	nd	3
1972	Gen/DR + Prob/Juv	2	-	-	1	nd	1,144	3
1974	Gen/DR + Prob/Juv	2	-	-	1	763	-	3
1990	Gen/DR + Prob/Juv	3	1,039	1,036	1	851	3,276	4
2025	Gen/DR + Prob/Juv	3	1,605	1,006	1	755	2,101	4

Note: Number of filings (incoming cases per judge) is shown where either (1) data for that subject matter was first collected, (2) a new judgeship was added, or (3) the divisional configuration of the court was changed. Years with no such changes are excluded from the table. "nd" means no data available. Current data (2025) are shown at the bottom of the table. Probate courts did not become part of the courts of common pleas until 1970.

Table 2. Court of Common Pleas, Current Roster

Division	Judge	Current	Age at	Age Barred	Next Election	Election Type
		Term End	Next Term Start	From Seeking New Term		
General and DR	Kuhlman, Joel	12/31/26	45	No	11/03/26	FTC: 01-01-2027
	Mack, Molly	01/01/31	69	No	11/05/30	FTC: 01-02-2031
	Reger, Matthew L.	12/31/28	61	No	11/07/28	FTC: 01-01-2029
Probate and Juvenile	Woessner, David E.	02/08/27	67	No	11/03/26	FTC: 02-09-2027

Note: "FTC" means Full Term Commencing [date].

Table 3a. Civil and Criminal Cases, Incoming Cases Per Judge, 2016 to 2025

Case Type	2016	2017	2018	2019	2020	2021	2022	2023	2024	2025
Administrative Appeals	4	1	1	1	7	5	9	2	9	5
Complex Litigation	1	2	1	4	1	2	1	1	1	0
Foreclosures	300	353	328	336	178	178	250	223	216	219
Other Civil	322	287	339	383	314	296	377	423	522	637
Other Torts	163	157	144	104	101	119	86	117	122	129
Product Liability	0	2	1	0	2	0	7	1	4	1
Professional Tort	8	4	7	4	7	3	1	3	5	16
Workers' Compensation	34	31	43	40	53	44	59	46	40	59
All Civil Case Types	832	837	864	872	663	647	790	816	919	1,066
Criminal	674	683	643	638	577	726	634	604	588	539
All Case Types	1,506	1,520	1,507	1,510	1,240	1,373	1,424	1,420	1,507	1,605

Wood County

Table 3b. Domestic Relations Cases, Incoming Cases Per Judge, 2016 to 2025

Case Type	2016	2017	2018	2019	2020	2021	2022	2023	2024	2025
All Others	78	74	64	101	56	66	70	64	87	89
Change of Custody	35	42	46	35	37	31	28	39	42	40
Domestic Violence	292	277	301	318	305	327	339	388	364	379
Marriage Dissolutions w/Children	93	93	74	74	95	75	67	67	80	80
Marriage Dissolutions w/o Children	106	99	105	105	120	129	86	84	105	105
Marriage Terminations w/Children	160	124	117	111	108	136	101	120	120	123
Marriage Terminations w/o Children	89	97	87	88	83	101	81	107	88	104
Parentage	0	0	0	0	0	0	0	0	0	0
Support - Enforce or Modify	144	145	135	148	75	78	85	73	84	66
U.I.F.S.A.	0	0	0	0	0	0	0	0	0	0
Visitation - Enforce or Modify	17	25	25	26	21	23	18	14	17	20
All Case Types	1,014	976	954	1,006	900	966	875	956	987	1,006

Table 3c. Juvenile Cases, Incoming Cases Per Judge, 2016 to 2025

Case Type	2016	2017	2018	2019	2020	2021	2022	2023	2024	2025
Abuse, Neglect or Dependency	339	461	483	497	393	390	463	364	335	306
Adult Cases	36	14	17	18	19	61	60	55	26	33
All Others	4	11	22	3	6	7	19	16	11	16
Custody/Visitation	311	309	278	308	268	277	262	258	287	277
Delinquency	813	729	719	711	511	636	802	698	563	468
Parentage	14	22	23	27	17	85	149	168	193	188
Permanent Custody	10	6	12	7	10	6	5	7	3	4
Support - Enforce or Modify	567	612	526	481	250	279	402	477	332	255
Traffic	605	606	532	570	368	499	409	427	491	500
U.I.F.S.A.	0	0	0	0	0	0	0	0	0	4
Unruly	82	70	75	56	46	71	118	95	52	50
All Case Types	2,781	2,840	2,687	2,678	1,888	2,311	2,689	2,565	2,293	2,101

Table 3d. Probate Cases, Incoming Cases Per Judge, 2016 to 2025

Case Type	2016	2017	2018	2019	2020	2021	2022	2023	2024	2025
Adoptions	44	41	47	32	43	42	26	17	38	24
Birth Records	10	7	9	8	10	12	10	11	2	6
Change of Name	77	71	87	108	80	95	111	137	109	115
Civil Actions	20	15	23	26	17	20	20	18	8	13
Civil Commitments	5	11	7	2	7	7	2	7	4	5
Conservatorships	4	1	0	0	0	1	1	0	1	0
Decedents' Estates	553	581	603	582	576	688	640	593	591	498
Guardianships of Adults	64	65	72	60	46	57	45	61	68	73
Guardianships of Minors	8	9	5	2	4	10	6	16	11	3
Minors' Settlements	13	13	15	6	11	6	14	18	14	14
Testamentary Trusts	2	4	0	0	4	4	2	4	9	4
Wrongful Death	0	0	0	0	0	0	0	0	0	0
All Case Types	800	818	868	826	798	942	877	882	855	755

Wood County

Municipal and County Courts

From 1958 until its abolishment in 1966, Wood County Court was the sole limited jurisdiction trial court in Wood County. The Bowling Green Municipal Court was established in 1967, and Wood County Court's caseload was transferred to it. Perrysburg Municipal Court, the other limited jurisdiction trial court in Wood County, was established in 1960.

Table 4. Limited Jurisdiction Trial Courts, Historical Changes

Year	Wood County Court		Bowling Green Municipal Court		Perrysburg Municipal Court		Total Judges
	Judges	Filings	Judges	Filings	Judges	Filings	
1958	3 (pt)	nd	N/A	N/A	N/A	N/A	3
1960	3 (pt)	nd	N/A	N/A	1 (pt)	nd	4
1963	2 (pt)	nd	N/A	N/A	1 (pt)	nd	3
1967	N/A	N/A	1 (pt)	nd	1 (pt)	nd	2
1975	N/A	N/A	1 (pt)	7,795	1 (pt)	8,035	2
1978	N/A	N/A	1 (pt)	-	1 (ft)	8,618	2
1979	N/A	N/A	1 (ft)	10,172	1 (ft)	-	2
2025	N/A	N/A	1 (ft)	11,701	1 (ft)	9,931	2

Note: Number of filings (incoming cases per judge) is shown where either (1) data for that court was first collected, (2) a new judgeship was added, or (3) a part-time judgeship (denoted as "(pt)") was converted to full-time status (denoted as "(ft)"). Years with no such changes are excluded from the table. "nd" means no data available. "N/A" means not applicable because court did not exist. Current data (2025) are shown at the bottom of the table.

Table 5. Limited Jurisdiction Trial Courts, Current Roster

Court	Judge	Current Term	Age at Next Term	Age Barred From Seeking New Term	Next Election	Election Type
		End	Start			
Bowling Green MC	Blackburn-Dolan, Alyssa M.	12/31/31	44	No	11/04/31	FTC: 01-01-2032
Perrysburg MC	Ohanian, Aram M.	12/31/31	63	No	11/04/31	FTC: 01-01-2032

Note: "FTC" means Full Term Commencing [date].

Table 6a. Bowling Green Municipal Court, Incoming Cases Per Judge, 2016 to 2025

Case Type	2016	2017	2018	2019	2020	2021	2022	2023	2024	2025
Contracts	962	1,176	1,511	1,541	906	999	809	915	1,172	1,520
F.E.D. (Evictions)	226	256	197	172	156	148	158	149	159	190
Other Civil	32	27	19	45	27	24	15	14	13	17
Pers. Inj./Prop. Damage	9	17	11	8	11	13	12	7	2	5
Small Claims	112	117	113	108	90	62	72	79	68	75
All Civil Case Types	1,341	1,593	1,851	1,874	1,190	1,246	1,066	1,164	1,414	1,807
Felonies	308	319	291	291	217	239	319	413	277	270
Misdemeanors	2,172	2,051	2,097	2,129	1,410	2,056	1,923	1,860	1,669	1,726
All Criminal Case Types	2,480	2,370	2,388	2,420	1,627	2,295	2,242	2,273	1,946	1,996
O.V.I.	399	456	402	327	329	449	398	424	355	385
Other Traffic	8,625	10,508	9,883	9,527	5,736	6,445	5,505	5,809	8,415	7,513
All Traffic Case Types	9,024	10,964	10,285	9,854	6,065	6,894	5,903	6,233	8,770	7,898
All Case Types	12,845	14,927	14,524	14,148	8,882	10,435	9,211	9,670	12,130	11,701

Wood County

Table 6b. Perrysburg Municipal Court, Incoming Cases Per Judge, 2016 to 2025

Case Type	2016	2017	2018	2019	2020	2021	2022	2023	2024	2025
Contracts	1,076	1,262	1,376	1,455	994	1,101	974	1,107	1,377	1,659
F.E.D. (Evictions)	315	385	342	297	230	277	414	335	334	324
Other Civil	37	23	13	10	9	4	6	4	11	6
Pers. Inj./Prop. Damage	24	22	32	19	21	17	17	12	11	12
Small Claims	155	179	180	125	122	105	97	111	83	84
All Civil Case Types	1,607	1,871	1,943	1,906	1,376	1,504	1,508	1,569	1,816	2,085
Felonies	514	468	485	375	467	480	411	409	409	384
Misdemeanors	1,821	2,054	1,912	1,620	1,638	1,647	1,480	1,280	1,270	1,157
All Criminal Case Types	2,335	2,522	2,397	1,995	2,105	2,127	1,891	1,689	1,679	1,541
O.V.I.	341	371	384	371	320	495	386	395	424	399
Other Traffic	9,099	8,787	8,658	8,774	5,281	7,531	5,473	5,352	6,790	5,906
All Traffic Case Types	9,440	9,158	9,042	9,145	5,601	8,026	5,859	5,747	7,214	6,305
All Case Types	13,382	13,551	13,382	13,046	9,082	11,657	9,258	9,005	10,709	9,931

Magistrate History

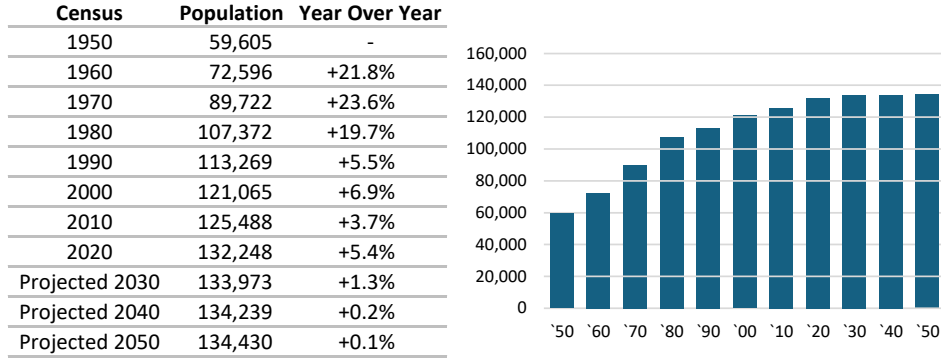
Table 7. Number of Magistrates

Year	Court of Common Pleas			
	General and DR Division	Probate and Juvenile Division	Bowling Green Municipal Court	Perrysburg Municipal Court
1996	5	3	2	0
1997	2	3	1	0
1998	2	2	1	0
1999	3	1	1	0
2000	2	1	1	0
2001	2	1	1	0
2002	2	1	1	0
2003	2	1	1	0
2004	2	1	1	0
2005	2	1	1	1
2006	2	1	1	1
2007	2	1	1	1
2008	2	1	1	1
2009	2	1	1	1
2010	2	1	1	1
2011	2	1	1	1
2012	2	1	1	1
2013	2	1	1	1
2014	2	1	1	1
2015	2	1	1	1
2016	2	1	1	1
2017	2	1	1	1
2018	2	2	1	1
2019	2	1	1	1
2020	2	1	1	1
2021	2	1	1	1
2022	4	1	1	2
2023	2	1	1	1
2024	2	1	2	1
2025	2	1	1	1

Wood County

County Population

Figure 1. County Population Trend



Note: Projections from Ohio Department of Development, Office of Research, County Trends Reports



Wyandot County

Court of Common Pleas

The Wyandot County Court of Common Pleas has no divisions. The sole judgeship in the court has jurisdiction over all subject matter heard in the courts of common pleas, including civil, criminal, domestic relations, juvenile, and probate matters. The court has consisted of a single judgeship since its inception.

Table 1. Court of Common Pleas, Current Roster

Year	Configuration	Judges	Filings				Total Judges
			Gen.	DR	Prob.	Juv.	
1953	Gen/DR/Prob/Juv	1	nd	nd	nd	nd	1
1960	Gen/DR/Prob/Juv	1	100	55	nd	nd	1
1972	Gen/DR/Prob/Juv	1	-	-	nd	91	1
1974	Gen/DR/Prob/Juv	1	-	-	222	-	1
2025	Gen/DR/Prob/Juv	1	231	90	175	285	1

Note: Number of filings (incoming cases *per judge*) is shown where either (1) data for that subject matter was first collected, (2) a new judgeship was added, or (3) the divisional configuration of the court was changed. Years with no such changes are excluded from the table. "nd" means no data available. "n/a" means not applicable because division type did not exist. Current data (2025) are shown at the bottom of the table. Probate courts did not become part of the courts of common pleas until 1970.

Table 2. Court of Common Pleas, Current Roster

Court	Judge	Current	Age at	Age Barred	Next Election	Election Type
		Term End	Next Term Start	From Seeking New Term		
Wyandot Co. CP	Rowland, Douglas D.	12/31/28	53	No	11/07/28	FTC: 01-01-2029

Note: "FTC" means Full Term Commencing [date].

Table 3a. Civil and Criminal Cases, Incoming Cases Per Judge, 2016 to 2025

Case Type	2016	2017	2018	2019	2020	2021	2022	2023	2024	2025
Administrative Appeals	1	0	0	2	3	0	0	0	0	0
Complex Litigation	0	0	0	0	0	0	0	0	0	0
Foreclosures	48	49	42	24	21	21	27	42	37	24
Other Civil	41	53	51	78	39	59	62	82	89	85
Other Torts	8	14	8	3	6	11	8	9	7	10
Product Liability	0	0	0	0	0	0	0	0	0	0
Professional Tort	1	0	0	0	0	0	0	0	1	0
Workers' Compensation	10	6	10	5	8	9	11	3	11	16
All Civil Case Types	109	122	111	112	77	100	108	136	145	135
Criminal	172	155	144	145	151	163	158	149	94	96
All Case Types	281	277	255	257	228	263	266	285	239	231

Wyandot County

Table 3b. Domestic Relations Cases, Incoming Cases Per Judge, 2016 to 2025

Case Type	2016	2017	2018	2019	2020	2021	2022	2023	2024	2025
All Others	2	0	1	6	0	0	0	0	0	0
Change of Custody	13	6	5	12	16	4	5	8	6	3
Domestic Violence	29	32	32	40	35	27	34	36	41	25
Marriage Dissolutions w/Children	14	16	18	15	14	9	15	5	12	11
Marriage Dissolutions w/o Children	22	24	29	24	22	13	15	19	15	13
Marriage Terminations w/Children	14	14	35	22	16	14	13	23	18	8
Marriage Terminations w/o Children	12	10	17	14	12	13	14	16	7	19
Parentage	0	0	0	0	0	0	0	0	0	0
Support - Enforce or Modify	19	21	19	17	12	24	18	14	12	8
U.I.F.S.A.	0	0	0	0	0	0	0	0	0	1
Visitation - Enforce or Modify	4	5	5	2	5	3	3	3	10	2
All Case Types	129	128	161	152	132	107	117	124	121	90

Table 3c. Juvenile Cases, Incoming Cases Per Judge, 2016 to 2025

Case Type	2016	2017	2018	2019	2020	2021	2022	2023	2024	2025
Abuse, Neglect or Dependency	13	26	25	20	20	26	11	15	10	12
Adult Cases	10	8	3	3	7	5	9	11	7	6
All Others	8	11	7	9	12	4	9	9	13	11
Custody/Visitation	19	23	41	23	30	32	30	13	25	22
Delinquency	120	147	91	104	74	86	81	118	63	45
Parentage	67	45	34	30	26	23	24	29	28	24
Permanent Custody	0	3	2	0	1	5	6	1	2	1
Support - Enforce or Modify	30	39	64	60	32	47	47	47	57	49
Traffic	190	206	144	146	117	137	87	119	103	100
U.I.F.S.A.	2	1	1	4	0	4	2	4	5	5
Unruly	30	37	19	28	34	46	29	36	31	10
All Case Types	489	546	431	427	353	415	335	402	344	285

Table 3d. Probate Cases, Incoming Cases Per Judge, 2016 to 2025

Case Type	2016	2017	2018	2019	2020	2021	2022	2023	2024	2025
Adoptions	6	16	10	18	6	20	16	3	6	6
Birth Records	9	1	3	0	1	0	3	2	0	2
Change of Name	7	4	8	20	7	26	14	18	15	11
Civil Actions	2	0	1	3	1	1	2	4	1	6
Civil Commitments	0	2	0	0	0	1	1	1	4	1
Conservatorships	0	0	0	0	0	0	0	1	0	0
Decedents' Estates	128	115	118	112	132	151	177	154	116	132
Guardianships of Adults	11	6	12	5	10	12	8	9	6	12
Guardianships of Minors	4	5	3	0	2	5	1	3	1	3
Minors' Settlements	0	2	1	2	2	0	1	0	2	2
Testamentary Trusts	2	1	2	0	2	3	1	1	0	0
Wrongful Death	0	1	1	0	0	3	1	0	5	0
All Case Types	169	153	159	160	163	222	225	196	156	175

Wyandot County

Municipal and County Courts

Upper Sandusky Municipal Court is the county's sole limited jurisdiction trial court. It has consisted of a single judgeship since its inception on January 1, 1958. In 2008, the part-time judgeship was converted to full-time status.

Table 4. Upper Sandusky Municipal Court, Historical Changes

Year	Judges	Filings
1958	1 (pt)	nd
1975	1 (pt)	5,019
2008	1 (ft)	7,311
2025	1 (ft)	5,605

Note: Number of filings (incoming cases *per judge*) is shown where either (1) data for that court was first collected, (2) a new judgeship was added, or (3) a part-time judgeship (denoted as "(pt)") was converted to full-time status (denoted as "(ft)"). Years with no such changes are excluded from the table. "nd" means no data available. "N/A" means not applicable because court did not exist. Current data (2025) are shown at the bottom of the table.

Table 5. Upper Sandusky Municipal Court, Current Roster

Court	Judge	Current Term End	Age at Next Term Start	Age Barred From Seeking New Term	Next Election	Next Election Type
Upper Sandusky MC	Gabbert, Roy E.	12/31/30	65	No	11/05/30	FTC: 01-01-2031

Note: "FTC" means Full Term Commencing [date].

Table 6. Upper Sandusky Municipal Court, Incoming Cases Per Judge, 2016 to 2025

Case Type	2016	2017	2018	2019	2020	2021	2022	2023	2024	2025
Contracts	60	80	134	128	92	106	105	179	356	288
F.E.D. (Evictions)	71	46	53	56	29	39	50	58	46	29
Other Civil	331	353	378	419	272	232	391	220	152	226
Pers. Inj./Prop. Damage	3	3	4	4	3	2	3	3	1	1
Small Claims	84	46	40	45	21	20	49	34	19	20
All Civil Case Types	549	528	609	652	417	399	598	494	574	564
Felonies	59	75	46	53	48	45	31	40	19	25
Misdemeanors	977	931	755	648	716	857	549	517	425	329
All Criminal Case Types	1,036	1,006	801	701	764	902	580	557	444	354
O.V.I.	215	225	170	130	165	171	132	99	96	166
Other Traffic	8,576	7,756	7,061	6,173	4,887	6,206	5,010	4,361	4,177	4,521
All Traffic Case Types	8,791	7,981	7,231	6,303	5,052	6,377	5,142	4,460	4,273	4,687
All Case Types	10,376	9,515	8,641	7,656	6,233	7,678	6,320	5,511	5,291	5,605

Wyandot County

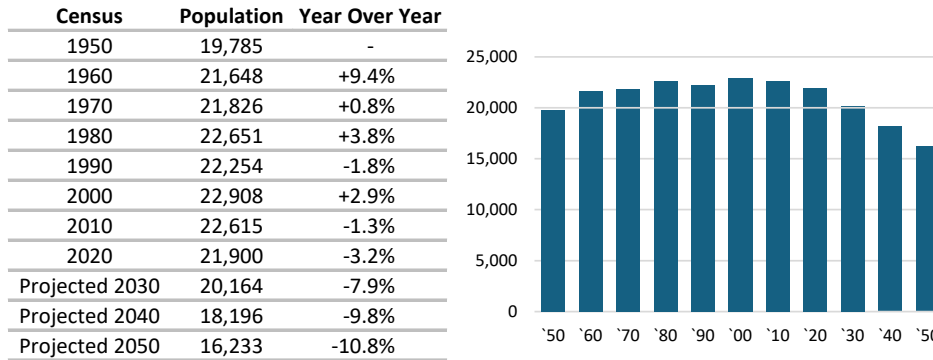
Magistrate History

Table 7. Number of Magistrates

Year	Wyandot County Court of Common	Upper Sandusky Municipal Court
1996	1	0
1997	1	0
1998	1	0
1999	1	0
2000	1	0
2001	1	0
2002	1	0
2003	3	0
2004	1	0
2005	2	0
2006	1	0
2007	1	0
2008	1	0
2009	1	0
2010	1	0
2011	1	0
2012	2	0
2013	2	0
2014	1	0
2015	1	0
2016	1	0
2017	1	0
2018	1	0
2019	1	0
2020	2	0
2021	1	0
2022	1	0
2023	2	0
2024	0	0
2025	0	0

County Population

Figure 1. County Population Trend



Note: Projections from Ohio Department of Development, Office of Research, County Trends Reports



PUBLISHED BY
THE SUPREME COURT *of* OHIO