



The Supreme Court of Ohio Case Statistics 2025 Annual Report





The Supreme Court of Ohio Case Statistics 2025 Annual Report

March 2026

Sharon L. Kennedy

CHIEF JUSTICE

Patrick F. Fischer

R. Patrick DeWine

Jennifer Brunner

Joseph T. Deters

Daniel R. Hawkins

Megan E. Shanahan

JUSTICES

Robert W. Horner, III

ADMINISTRATIVE DIRECTOR

James P. Cappelli

DEPUTY ADMINISTRATIVE DIRECTOR,
OPERATIONS

Gina White Palmer

DEPUTY ADMINISTRATIVE DIRECTOR,
LEGAL SERVICES



To the Members of the Bench, Bar, and Public:

On behalf of the Supreme Court of Ohio, it is my privilege to present the 2025 Case Statistics report prepared by the Office of the Clerk. This report provides a comprehensive overview of the Court's caseload activities and statistical data for the calendar year ending December 31, 2025. The work of this office is driven by a commitment to efficiency, accuracy, and transparency in managing the Court's docket.

In 2025, a total of 1,716 new cases were filed with the Court. The Clerk's Office processed 1,691 final dispositions, resulting in a case clearance rate of 98.5%, reflecting the Court's diligence and our office's continued focus on timely case resolution.

A notable trend in 2025 was the continued increase in filings by pro se litigants, which constituted 54.4% of all general cases filed – up from 49.4% in 2024 and the highest proportion in the past five years. This underscores the importance of maintaining accessible and understandable processes for all individuals interacting with the Court.

The Court's E-Filing Portal continues to be a critical component of our case management system. In 2025, 908 of the 1,716 new cases – more than half – were filed electronically, and a total of 7,666 filings were submitted through the portal, demonstrating the legal community's widespread adoption of this platform.

I am proud of the dedication and professionalism of the Clerk's Office staff, whose work is fundamental to the administration of justice in Ohio. As we look ahead, our office will continue to pursue improvements in technology and case processing to serve the Court, the bar, and the public as effectively as possible.

Respectfully submitted,



Justin T. Kudela, Esq.
Clerk of the Court

Prepared by
Office of the Clerk

Justin T. Kudela
CLERK OF THE COURT

Amy Ervin
CASE MANAGEMENT COUNSEL

Melissa Ferguson
CASE MANAGEMENT COUNSEL

Table of Contents

Section 1	1
Summary of 2025 Caseload Activity	2
Cases Filed in 2025	3
Cases Disposed in 2025	4
Cases Pending on December 31, 2025	5
Summary of Practice of Law Cases Filed in 2025	6
Summary of Practice of Law Cases Disposed in 2025	7
Summary of Practice of Law Cases Disposed in 2025, <i>Continued</i>	8
Section 2	9
Total Cases Filed and Disposed, 2021 – 2025	10
Total Cases Pending as of December 31, 2021 – 2025	10
Cases Filed by Pro Se Litigants, 2021 – 2025	11
Jurisdictional Appeals Filed and Accepted for Merit Review in 2020 – 2024	12
Section 3	13
All Cases: Average Number of Days from Case Filing to Final Disposition, 2021 – 2025	14
Original Actions: Average Number of Days from Case Filing to Final Disposition, 2021 – 2025	14
Jurisdictional Appeals: Average Number of Days from Filing Notice of Appeal to Final Disposition, 2021 – 2025	15
Practice of Law Cases: Average Number of Days from Case Initiation to Final Disposition, 2021 – 2025	15
Cases Decided with an Opinion: Average Number of Days from Submission to Court Until Issuance of Opinion, 2021 – 2025	16
Section 4	17
Days from Fully Briefed to Oral Argument for All Cases, 2021 – 2025	18
Days from Fully Briefed Until Oral Argument for Practice of Law Cases, 2021 – 2025	19
Section 5	21
Total New Cases Filed in 2025	22
Total Filings in 2025	23

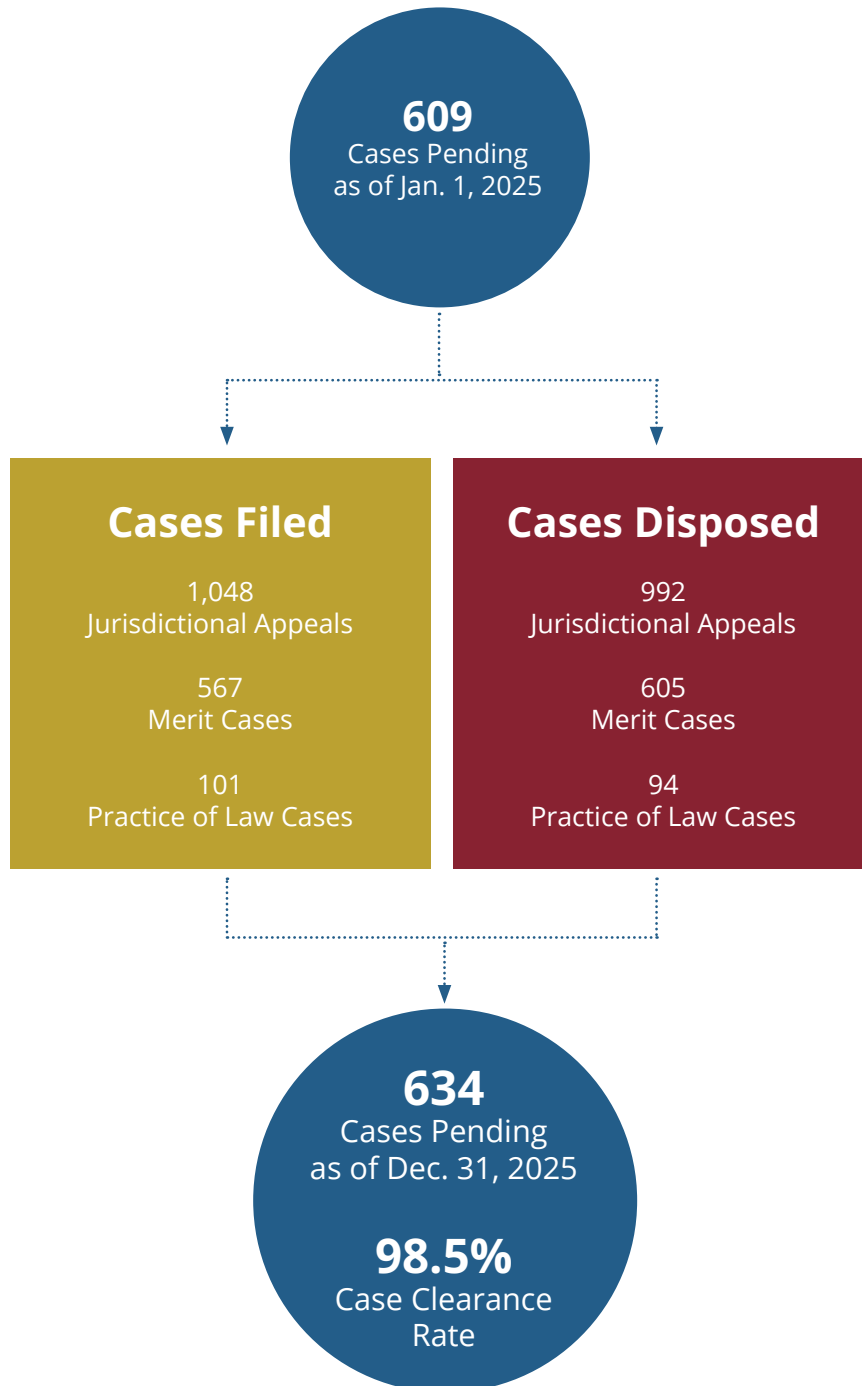


Section 1

2025 Caseload Activities

The following tables provide a summary of 2025 caseload activity for the Court including a listing of cases filed, final dispositions, and cases pending on December 31, 2025. Also included as a subset is the same information related to Practice of Law cases.

Summary of 2025 Caseload Activity



Cases Filed in 2025

1,048	Jurisdictional Appeals
973	Jurisdictional Appeals
4	Death Penalty Postconviction Appeals
23	Appeals Involving Termination of Parental Rights/Adoption
48	Appeals from App.R. 26(B) Applications
567	Merit Cases
403	Original Actions
57	Habeas Corpus Cases
59	Direct Appeals (Cases Originating in Court of Appeals)
1	Direct Appeals Involving Termination of Parental Rights/Adoption
10	Certified Conflicts
10	Appeals from Board of Tax Appeals
8	Appeals from Public Utilities Commission
4	Appeals from Power Siting Board
1	Death Penalty Cases
4	Certified Questions of State Law
10	Cases Purporting to Invoke Unspecified Original Jurisdiction
101	Practice of Law Cases
92	Disciplinary Cases
3	Bar Admission Cases
4	Unauthorized Practice of Law Cases
2	Other Matters Relating to the Practice of Law
1,716	Total Cases Filed

Cases Disposed in 2025

992 Discretionary Appeals¹

920 Jurisdictional Appeals²

3 Death Penalty Postconviction Appeals

20 Appeals Involving Termination of Parental Rights/Adoption

49 Appeals from App.R. 26(B) Applications

605 Merit Cases

421 Original Actions

46 Habeas Corpus Cases

59 Direct Appeals (Cases Originating in Court of Appeals)

1 Direct Appeals Involving Termination of Parental Rights/Adoption

10 Certified Conflicts

6 Appeals from Board of Tax Appeals

3 Appeals from Public Utilities Commission

3 Appeals from Power Siting Board

1 Certified Questions of State Law

15 Other Merit Cases

40 Jurisdictional Appeals Accepted for Merit Review³

94 Practice of Law Cases

86 Disciplinary Cases

3 Bar Admission Cases

3 Unauthorized Practice of Law Cases

2 Other Matters Relating to the Practice of Law

1,691 Total Final Dispositions

1 This category includes jurisdictional appeals that were declined and the merits of the case were not reviewed by the Court.

2 This category includes jurisdictional appeals that were accepted, held, and later summarily decided without briefing.

3 This category does not include appeals that were accepted, held, and later summarily decided without briefing.

Cases Pending on December 31, 2025

- 284 Jurisdictional Appeals
 - 272 Jurisdictional Appeals
 - 2 Death Penalty Postconviction Appeals
 - 4 Appeals Involving Termination of Parental Rights/Adoption
 - 6 Appeals from App.R. 26(B) Application

- 328 Merit Cases
 - 126 Original Actions
 - 19 Habeas Corpus Cases
 - 45 Direct Appeals (Cases Originating in Court of Appeals)
 - 14 Certified Conflicts
 - 11 Appeals from Board of Tax Appeals
 - 17 Appeals from Public Utilities Commission
 - 6 Appeals from Power Siting Board
 - 3 Death Penalty Cases
 - 3 Certified Questions of State Law
 - 2 Other Merit Cases
 - 82 Jurisdictional Appeals Accepted for Merit Review

- 22 Practice of Law Cases
 - 21 Disciplinary Cases
 - 1 Unauthorized Practice of Law Cases

- 634 Total Cases Pending

Summary of Practice of Law Cases Filed in 2025

- 15** Cases Pending at Beginning of Year
 - 15 Practice of Law Cases Pending as of December 31, 2024
- 92** Disciplinary Cases
 - 47 Attorney Retirement/Resignation Cases
 - 0 Cases pursuant to Gov.Bar R. V(15)/Impairment Suspension
 - 7 Cases upon Felony Conviction
 - 2 Cases upon Default of Child Support Order
 - 1 Cases upon Motion for Interim Remedial Suspension
 - 15 Cases upon Report of Board
 - 5 Consent to Discipline Cases
 - 5 Disciplinary Default Cases pursuant to Gov.Bar R. V(14)
 - 4 Judge Disciplinary Cases pursuant to Gov.Bar R. V
 - 0 Judge Disciplinary Cases pursuant to Gov.Jud.R. II(5)
 - 6 Reciprocal Discipline Cases
- 3** Bar Admission Cases
 - 3 Character and Fitness Cases
- 4** Unauthorized Practice of Law Cases
 - 3 Cases upon Consent Decree
 - 1 Cases upon Report of Board
- 2** Other Matters Relating to the Practice of Law
 - 2 Motion to Show Cause
- 101** Total Practice of Law Cases

Summary of Practice of Law Cases Disposed in 2025

Disciplinary Cases

- 48 Attorney Retirement/Resignation Cases
 - 37 Retirement Accepted
 - 11 Resignation Accepted with Disciplinary Action Pending
- 0 Cases pursuant to Gov.Bar R. V(15)/Impairment Suspension
 - 0 Interim Suspension
- 8 Cases upon Felony Conviction
 - 8 Interim Suspension
- 2 Cases upon Default of Child Support Order
 - 2 Interim Suspension
- 1 Cases upon Motion for Interim Remedial Suspension
 - 1 Interim Suspension
- 12 Cases upon Report of Board
 - 1 Public Reprimand
 - 10 Definite Suspension
 - 1 Indefinite Suspension
 - 0 Disbarment
- 5 Consent to Discipline Cases
 - 2 Public Reprimand
 - 3 Definite Suspension
- 3 Disciplinary Default Cases pursuant to Gov.Bar R. V(14)
 - 0 Definite Suspension
 - 2 Indefinite Suspension
 - 0 Disbarment
 - 1 Dismissed
- 2 Judge Disciplinary Cases pursuant to Gov.Bar R. V
 - 0 Public Reprimand
 - 2 Definite Suspension
 - 0 Indefinite Suspension
 - 0 Disbarment
- 0 Judge Disciplinary Cases pursuant to Gov.Jud.R. II(5)

Summary of Practice of Law Cases Disposed in 2025, *Continued...*

5 Reciprocal Discipline Cases

- 2 Public Reprimand
- 1 Definite Suspension
- 0 Indefinite Suspension
- 1 Disbarred
- 1 Dismissed

Bar Admission Cases

3 Character and Fitness Cases

- 2 Applicant Approved
- 1 Applicant Disapproved; May Reapply
- 0 Applicant Disapproved; Barred From Reapplying

Unauthorized Practice of Law Cases

3 Cases Upon Consent Decree

- 2 Respondent Enjoined From Actions Constituting the Unauthorized Practice of Law and Civil Penalty Imposed
- 1 Respondent Enjoined From Actions Constituting the Unauthorized Practice of Law

2 Other Matters Relating to the Practice of Law

- 1 Ordered to Produce Record
- 1 Denied

94 Total Practice of Law Cases Disposed

22 Practice of Law Cases Pending as of December 31, 2025

93% Practice of Law Clearance Rate

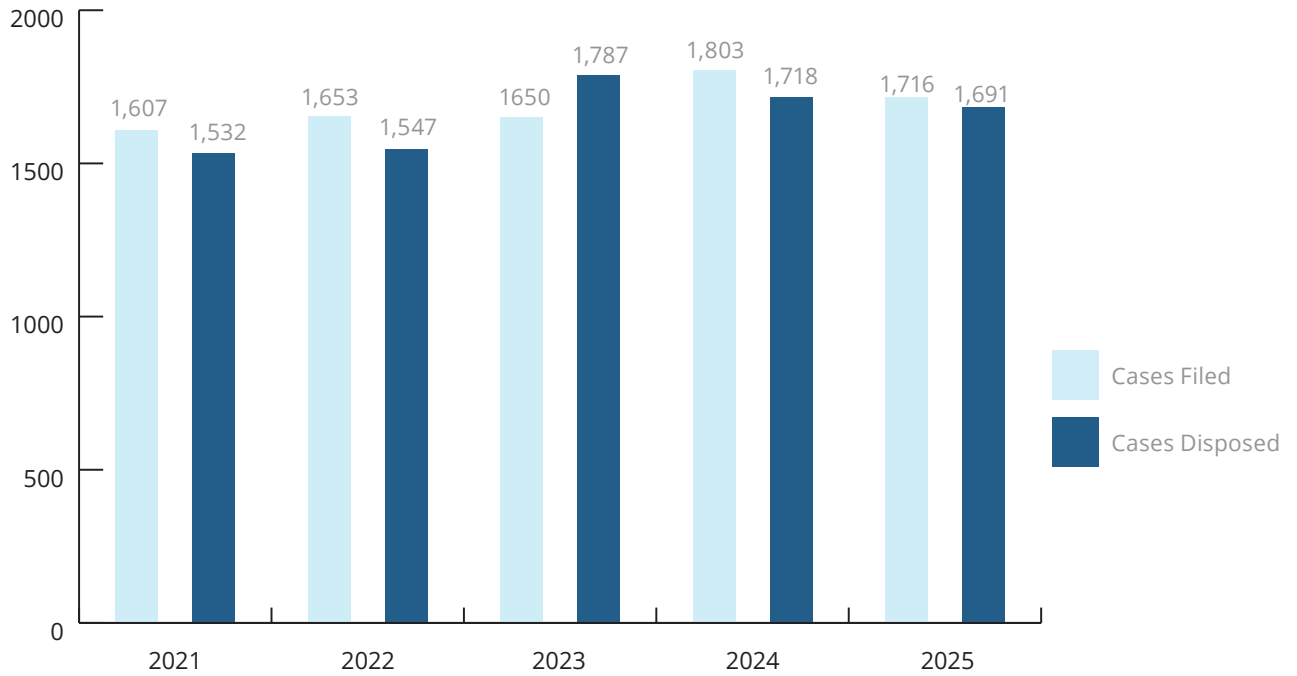
Section 2

2021 – 2025 Caseload

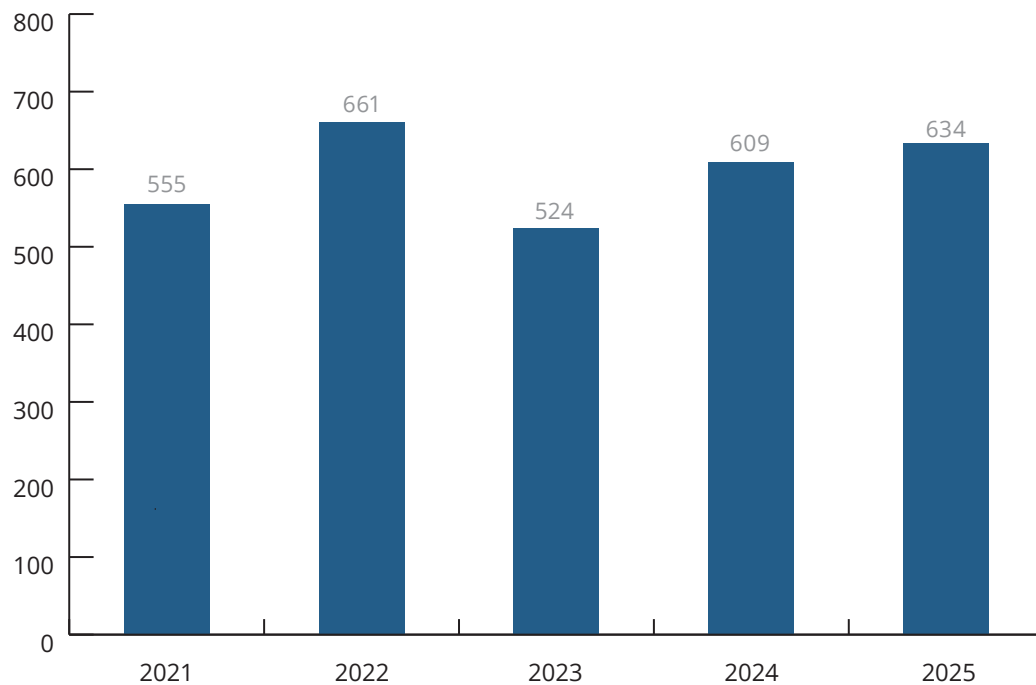
The following charts show the caseload activity of the Court including total cases filed, total cases disposed, total cases pending, and appeals filed by pro se litigants for the years 2021 through 2025.

Also included in this section is a chart reflecting the number and percentage of jurisdictional appeals filed and accepted for review. The charts compare the years 2020 through 2024 because this data is measured by the year in which the appeal was filed. The most recent year for which the data is complete is 2024.

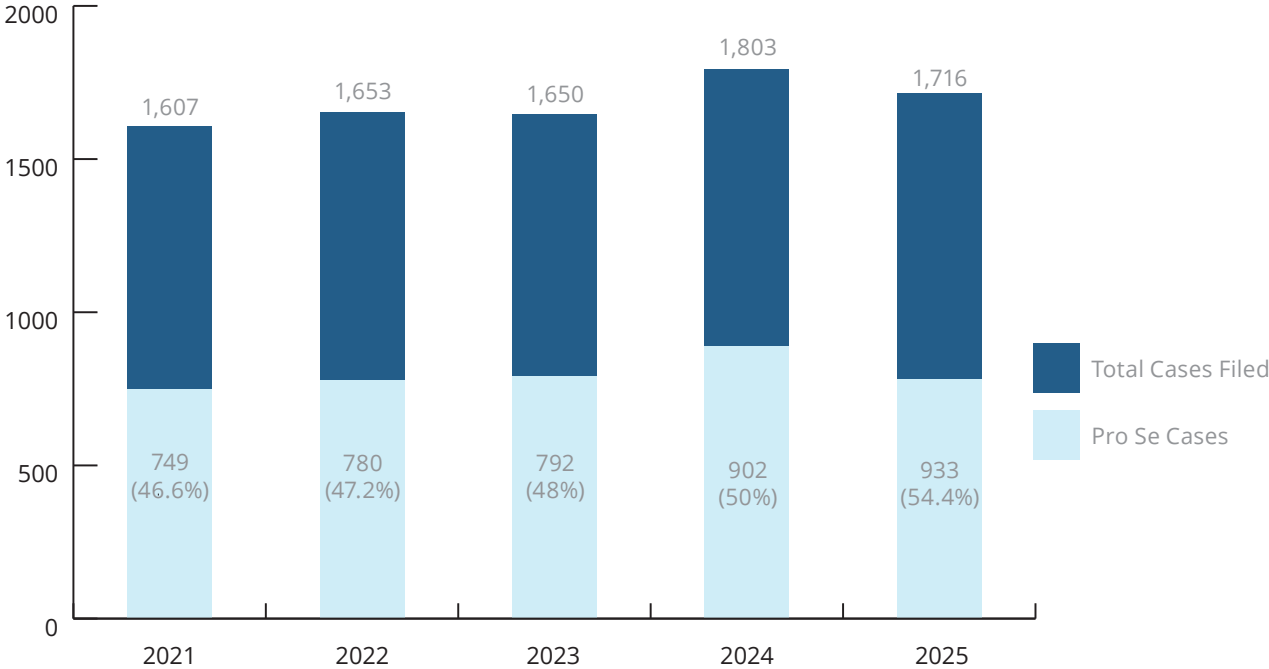
Total Cases Filed and Disposed, 2021 – 2025



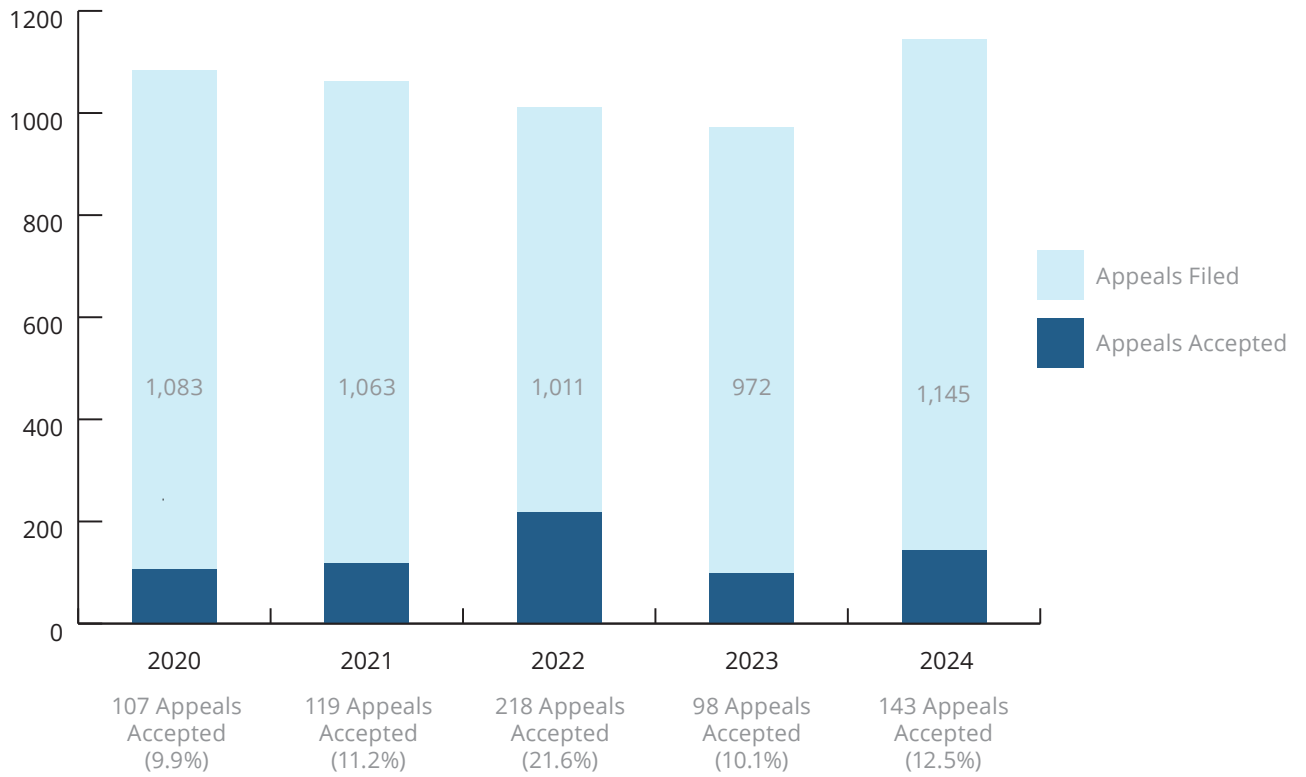
Total Cases Pending as of December 31, 2021 – 2025



Cases Filed by Pro Se Litigants, 2021 – 2025



Jurisdictional Appeals Filed and Accepted for Merit Review in 2020 – 2024



Section 3

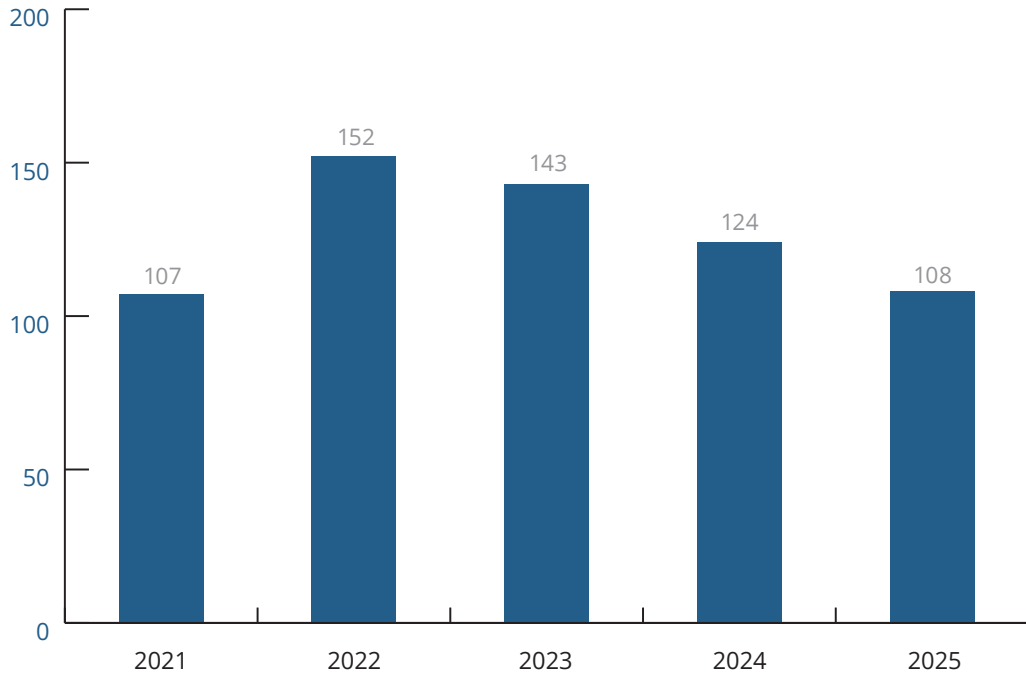
Time to Disposition, 2021 – 2025

The following charts reflect the length of time from the origination of an action to final disposition in broad categories of case types, including:

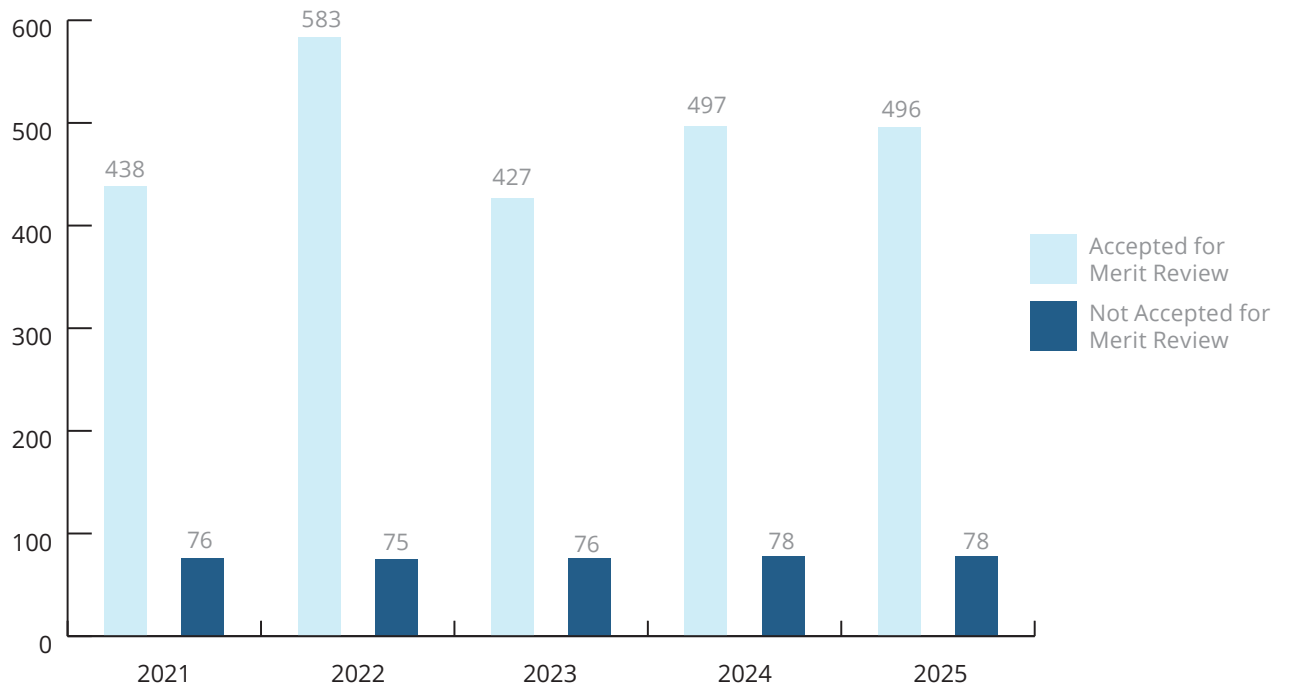
- All cases
- Jurisdictional appeals accepted for merit review
- Jurisdictional appeals not accepted for merit review
- Original actions
- Disciplinary cases
- Unauthorized practice of law cases
- Bar admission cases
- All cases decided with an opinion.

The charts provide data for the years 2021 through 2025 for purposes of comparison.

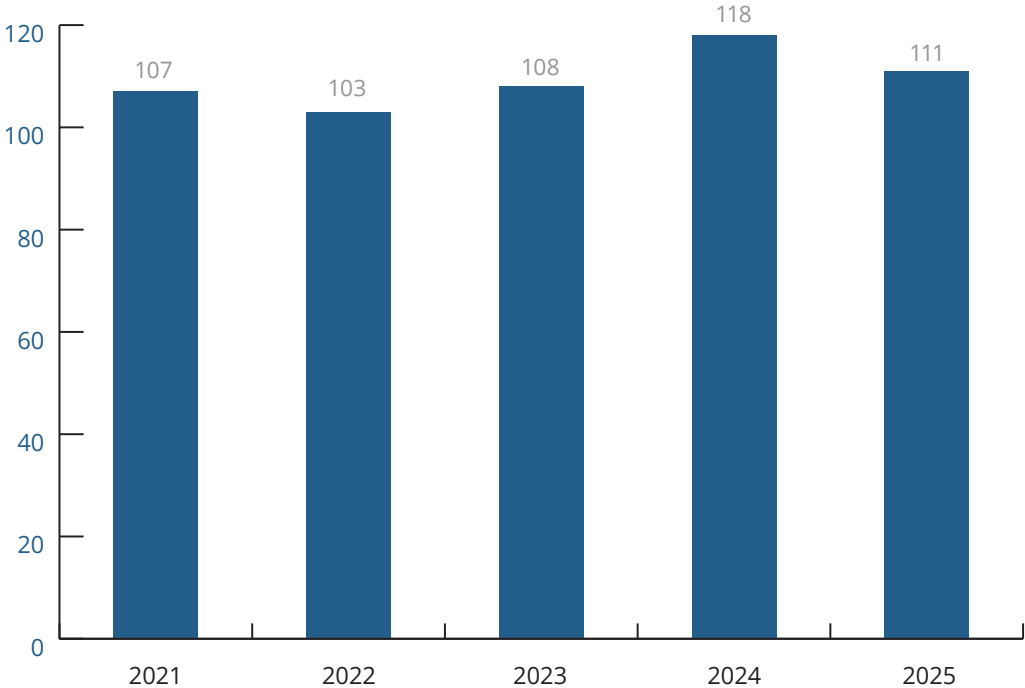
All Cases: Average Number of Days from Case Filing to Final Disposition, 2021 – 2025



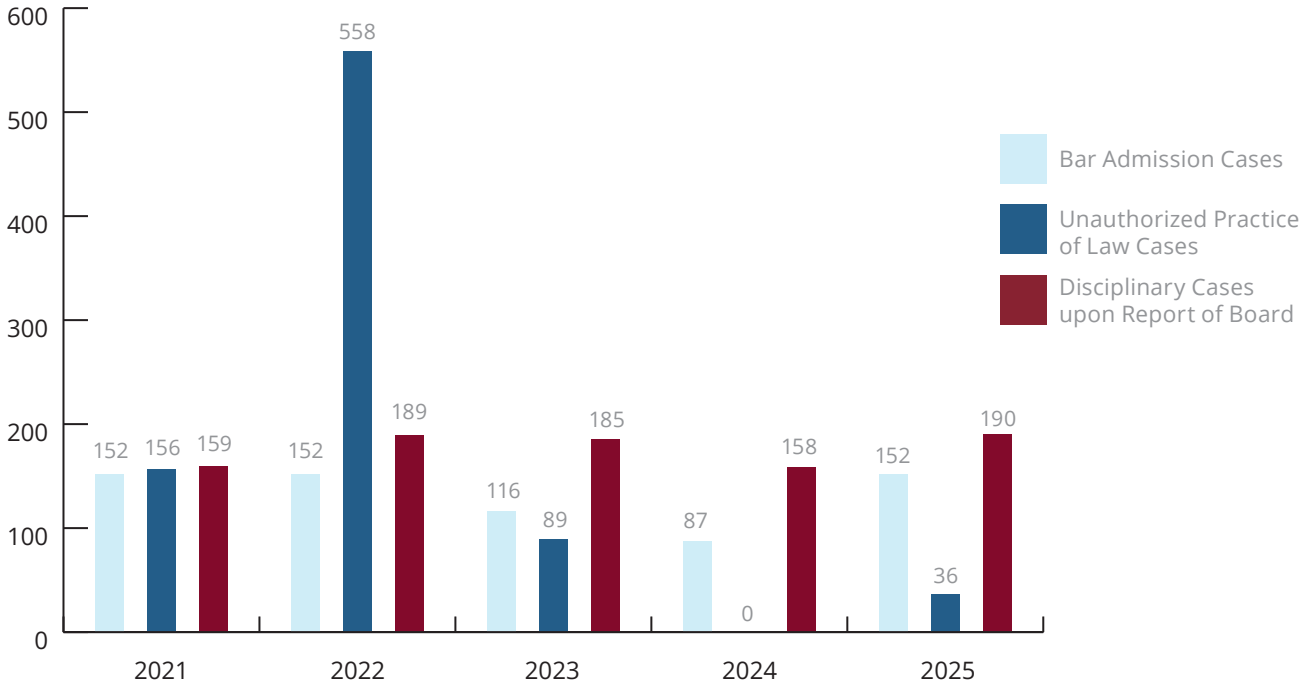
Jurisdictional Appeals: Average Number of Days from Filing Notice of Appeal Final Disposition, 2021 – 2025



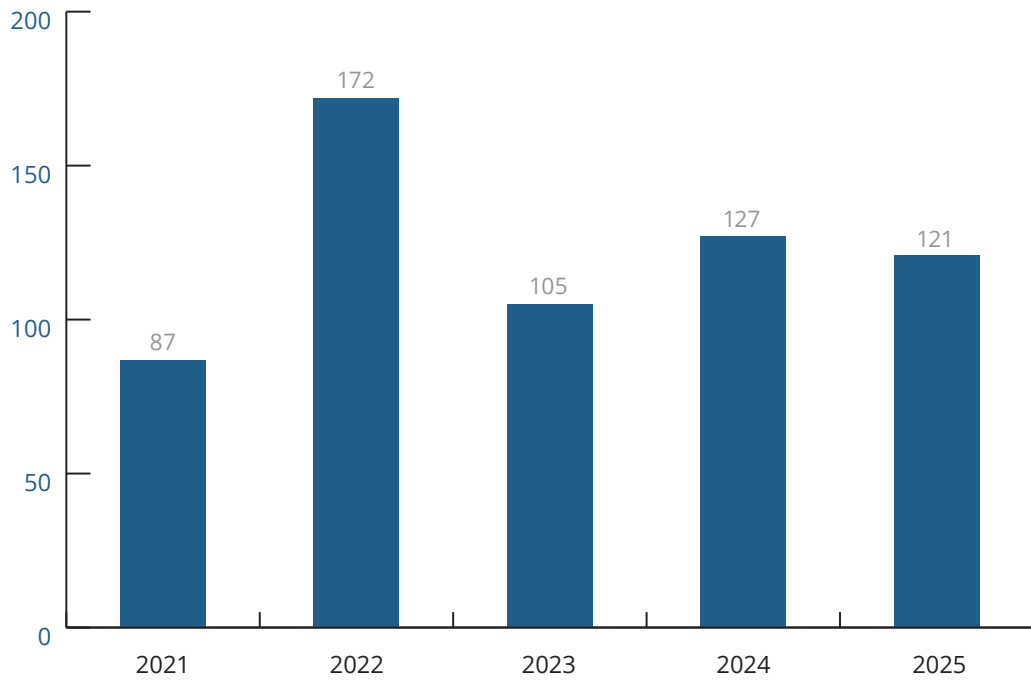
Original Actions: Average Number of Days from Case Filing to Final Disposition, 2021 – 2025



Practice of Law Cases: Average Number of Days from Case Initiation to Final Disposition, 2021 – 2025



Cases Decided with an Opinion: Average Number of Days from Submission to Court Until Issuance of Opinion, 2021 – 2025



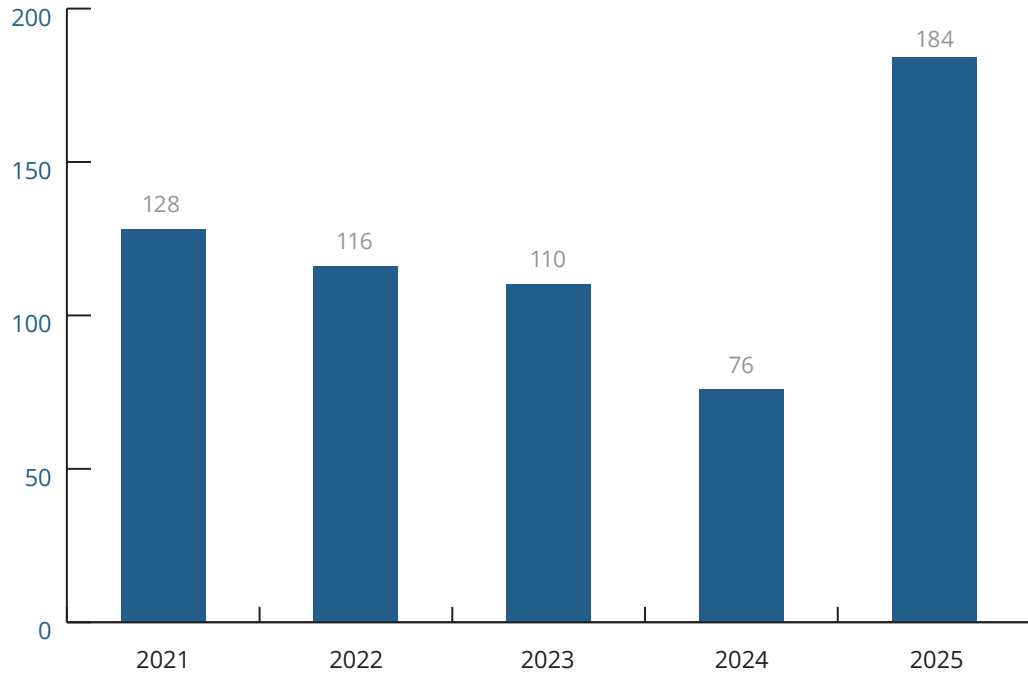
Section 4

From Briefing to Oral Argument

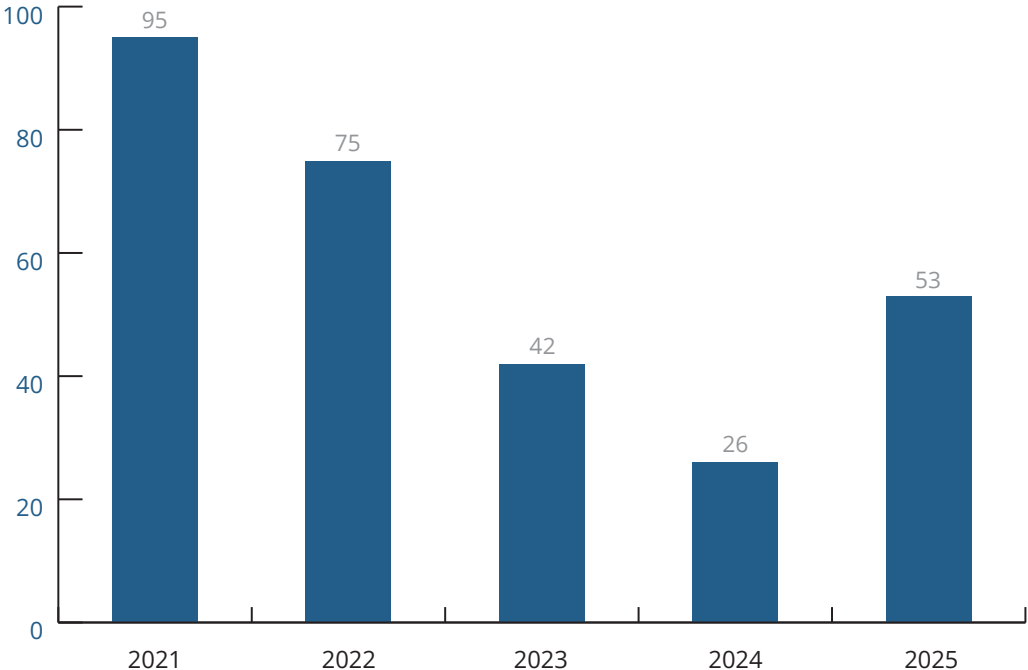
The following charts show the time from the completion of briefing on a matter until oral argument is held. The time measured includes the six-week advance notice provided to parties who are scheduled to participate in oral argument. The charts provided include:

- All cases argued
- Practice of law cases argued (including disciplinary cases, bar admission cases, and unauthorized practice of law cases).

Days from Fully Briefed to Oral Argument for All Cases, 2021 – 2025



Days from Fully Briefed Until Oral Argument
for Practice of Law Cases, 2021 – 2025



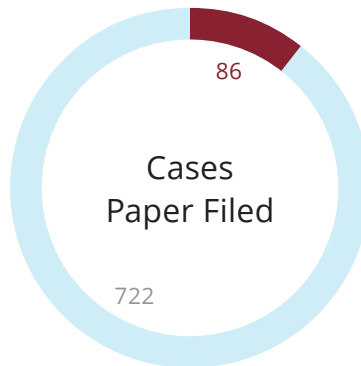
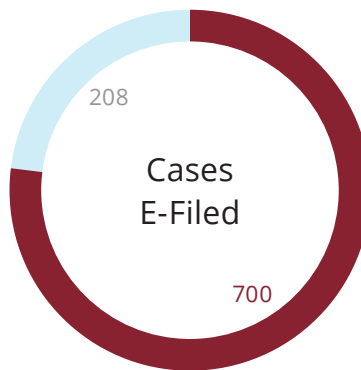
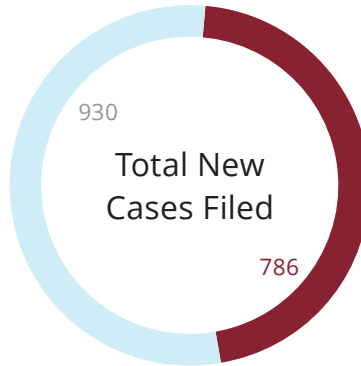


Section 5

E-Filing

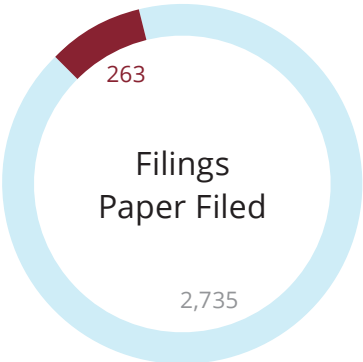
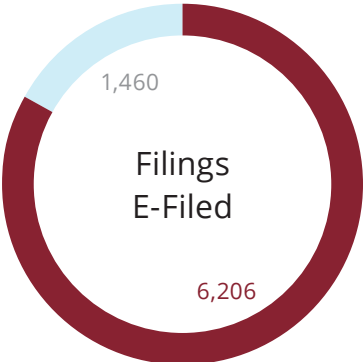
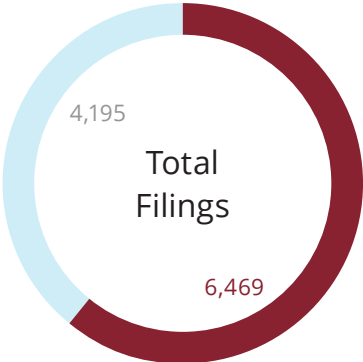
The following charts show a breakdown of the percentage of filings that were filed through the Court's E-Filing Portal.

Total New Cases Filed in 2025



● Attorney Only ● Non-Attorney Only

Total Filings in 2025



● Attorney Only ● Non-Attorney Only





PUBLISHED BY
THE SUPREME COURT *of* OHIO
supremecourt.ohio.gov