



The Supreme Court of Ohio Case Statistics 2024 Annual Report





The Supreme Court of Ohio Case Statistics 2024 Annual Report

April 2025

Sharon L. Kennedy

CHIEF JUSTICE

Patrick F. Fischer

R. Patrick DeWine

Jennifer Brunner

Joseph T. Deters

Daniel R. Hawkins

Megan E. Shanahan

JUSTICES

Robert W. Horner, III

ADMINISTRATIVE DIRECTOR

James P. Cappelli

DEPUTY ADMINISTRATIVE DIRECTOR,
OPERATIONS

Gina White Palmer

DEPUTY ADMINISTRATIVE DIRECTOR,
LEGAL SERVICES

Prepared by
Office of the Clerk

Robert Vaughn

CLERK OF THE COURT

Amy Ervin

CASE MANAGEMENT COUNSEL

Melissa Ferguson

CASE MANAGEMENT COUNSEL

Table of Contents

Section 1	1
Summary of 2024 Caseload Activity	2
Cases Filed in 2024	3
Cases Disposed in 2024	4
Cases Pending on December 31, 2024	5
Summary of Practice of Law Cases Filed in 2024	6
Summary of Practice of Law Cases Disposed in 2024	7
 Section 2	 9
Total Cases Filed and Disposed, 2020 – 2024	10
Total Cases Pending as of December 31, 2020 – 2024	10
Cases Filed by Pro Se Litigants, 2020 – 2024	11
Jurisdictional Appeals Filed in 2019 – 2023 and Accepted for Merit Review	12
 Section 3	 13
All Cases: Average Number of Days from Case Initiation to Final Disposition, 2020 – 2024	14
Original Actions: Average Number of Days from Case Initiation to Final Disposition, 2020 – 2024	14
Jurisdictional Appeals: Average Number of Days from Case Initiation to Final Disposition, 2020 – 2024	15
Practice of Law Cases: Average Number of Days from Case Initiation to Final Disposition, 2020 – 2024	15
Cases Decided with an Opinion: Average Number of Days from Case Initiation to Final Disposition, 2020 – 2024	16
 Section 4	 17
Days from Fully Briefed Until Oral Argument for All Cases, 2020 – 2024	18
Days from Fully Briefed Until Oral Argument for Practice of Law Cases, 2020 – 2024	19
 Section 5	 21
Total New Cases Filed in 2024	22
Total Filings in 2024	23

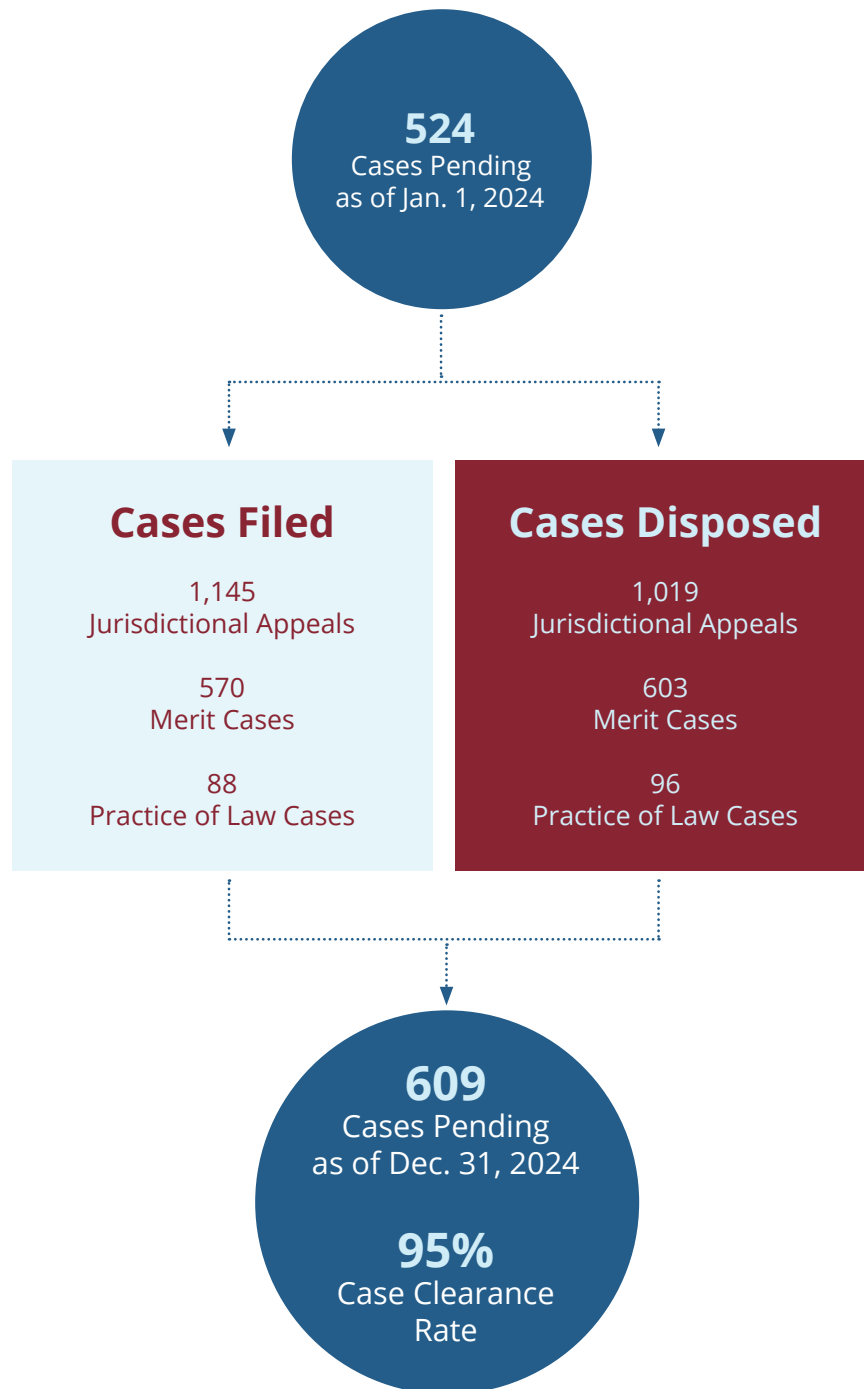


Section 1

2024 Caseload Activities

The following tables provide a summary of 2024 caseload activity for the Court including a listing of cases filed, final dispositions, and cases pending on December 31, 2024. Also included as a subset is the same information related to Practice of Law cases.

Summary of 2024 Caseload Activity



Cases Filed in 2024

1,145 Discretionary Appeals

1,082 Jurisdictional Appeals

6 Death Penalty Postconviction Appeals

14 Appeals Involving Termination of Parental Rights/Adoption

43 Appeals from App.R. 26(B) Applications

570 Merit Cases

391 Original Actions

64 Habeas Corpus Cases

68 Direct Appeals (Cases Originating in Court of Appeals)

1 Direct Appeals Involving Termination of Parental Rights/Adoption

11 Certified Conflicts

7 Appeals from Board of Tax Appeals

10 Appeals from Public Utilities Commission

1 Appeals from Power Siting Board

1 Death Penalty Cases

16 Cases Purporting to Invoke Unspecified Original Jurisdiction

88 Practice of Law Cases

85 Disciplinary Cases

3 Bar Admission Cases

1,803 Total Cases Filed

Cases Disposed in 2024

1,019 Discretionary Appeals¹

956 Jurisdictional Appeals²

7 Death Penalty Postconviction Appeals

15 Appeals Involving Termination of Parental Rights/Adoption

41 Appeals from App.R. 26(B) Applications

603 Merit Cases

356 Original Actions

65 Habeas Corpus Cases

74 Direct Appeals (Cases Originating in Court of Appeals)

1 Direct Appeals Involving Termination of Parental Rights/Adoption

13 Certified Conflicts

8 Appeals from Board of Tax Appeals

2 Appeals from Public Utilities Commission

1 Appeals from Power Siting Board

3 Death Penalty Cases

1 Appeals from App.R. 26(B) Application in Death Penalty Case

1 Certified Questions of State Law

10 Other Merit Cases

68 Jurisdictional Appeals Accepted for Merit Review³

96 Practice of Law Cases

93 Disciplinary Cases

3 Bar Admission Cases

1,718 Total Cases Disposed

1 This category includes jurisdictional appeals that were declined and the merits of the case were not reviewed by the Court.

2 This category includes jurisdictional appeals that were accepted, held, and later summarily decided without briefing.

3 This category does not include appeals that were accepted, held, and later summarily decided without briefing.

Cases Pending on December 31, 2024

280 Discretionary Appeals

271 Jurisdictional Appeals

- 1 Death Penalty Postconviction Appeals
- 1 Appeals Involving Termination of Parental Rights/Adoption
- 7 Appeals from App.R. 26(B) Application

314 Merit Cases

144 Original Actions

8 Habeas Corpus Cases

45 Direct Appeals (Cases Originating in Court of Appeals)

14 Certified Conflicts

7 Appeals from Board of Tax Appeals

12 Appeals from Public Utilities Commission

5 Appeals from Power Siting Board

2 Death Penalty Cases

7 Other Merit Cases

70 Jurisdictional Appeals Accepted for Merit Review

15 Practice of Law Cases

15 Disciplinary Cases

609 Total Cases Pending

Summary of Practice of Law Cases Filed in 2024

23 Cases Pending at Beginning of Year

23 Practice of Law Cases Pending as of December 31, 2023

85 Disciplinary Cases

36 Attorney Retirement/Resignation Cases

1 Cases pursuant to Gov.Bar R. V(15)/Impairment Suspension

2 Cases upon Felony Conviction

1 Cases upon Default of Child Support Order

2 Cases upon Motion for Interim Remedial Suspension

27 Cases upon Report of Board

6 Consent to Discipline Cases

1 Disciplinary Default Cases pursuant to Gov.Bar R. V(14)

3 Judge Disciplinary Cases pursuant to Gov.Bar R. V

1 Judge Disciplinary Cases pursuant to Gov.Jud.R. II(5)

5 Reciprocal Discipline Cases

3 Bar Admission Cases

3 Character and Fitness Cases

0 Unauthorized Practice of Law Cases

0 Other Matters Relating to the Practice of Law

88 Total Practice of Law Cases

Summary of Practice of Law Cases Disposed in 2024

Disciplinary Cases

- 29 Cases upon Report of Board
 - 1 Public Reprimand
 - 21 Definite Suspension
 - 5 Indefinite Suspension
 - 2 Disbarment
- 6 Consent to Discipline Cases
 - 3 Public Reprimand
 - 3 Definite Suspension
- 34 Attorney Retirement/Resignation Cases
 - 23 Retirement Accepted
 - 11 Resignation Accepted with Disciplinary Action Pending
- 5 Reciprocal Discipline Cases
 - 2 Public Reprimand
 - 1 Definite Suspension
 - 1 Indefinite Suspension
 - 1 Interim Suspension
- 1 Cases upon Felony Conviction
 - 1 Interim Suspension
- 1 Cases upon Default of Child Support Order
 - 1 Interim Suspension
- 10 Disciplinary Default Cases Pursuant to Gov.Bar R. V(14)
 - 3 Definite Suspension
 - 4 Indefinite Suspension
 - 3 Disbarment
- 1 Cases pursuant to Gov.Bar R. V(15)/Impairment Suspension
 - 1 Interim Suspension
- 2 Cases on Motion for Interim Remedial Suspension
 - 2 Interim Suspension

Summary of Practice of Law Cases Disposed in 2024, *Continued...*

- 3 Judge Disciplinary Cases under Gov.Bar R. V
 - 1 Public Reprimand
 - 1 Definite Suspension
 - 1 Indefinite Suspension
- 1 Judge Disciplinary Cases pursuant to Gov.Jud.R. II(5)

Bar Admission Cases

- 3 Character and Fitness Cases
 - 1 Applicant Approved
 - 2 Applicant Disapproved; May Reapply

Unauthorized Practice of Law Cases

- 0 Cases on Report of Board

** Respondent enjoined from actions constituting the unauthorized practice of law and civil penalty imposed*

Other Matters Related to the Practice of Law

- 0 Other Matters Related to the Practice of Law

96 Total Practice of Law Cases Disposed

15 Practice of Law Cases Pending as of December 31, 2024

109% Practice of Law Clearance Rate

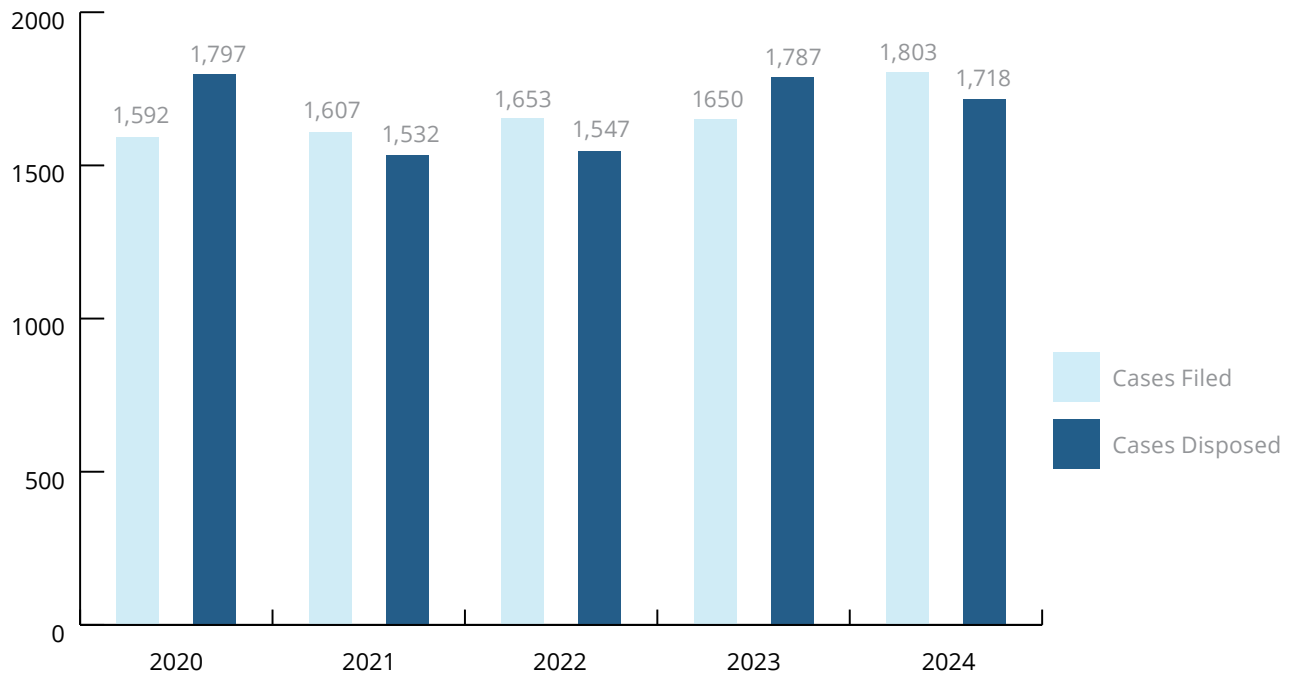
Section 2

2020 – 2024 Caseload

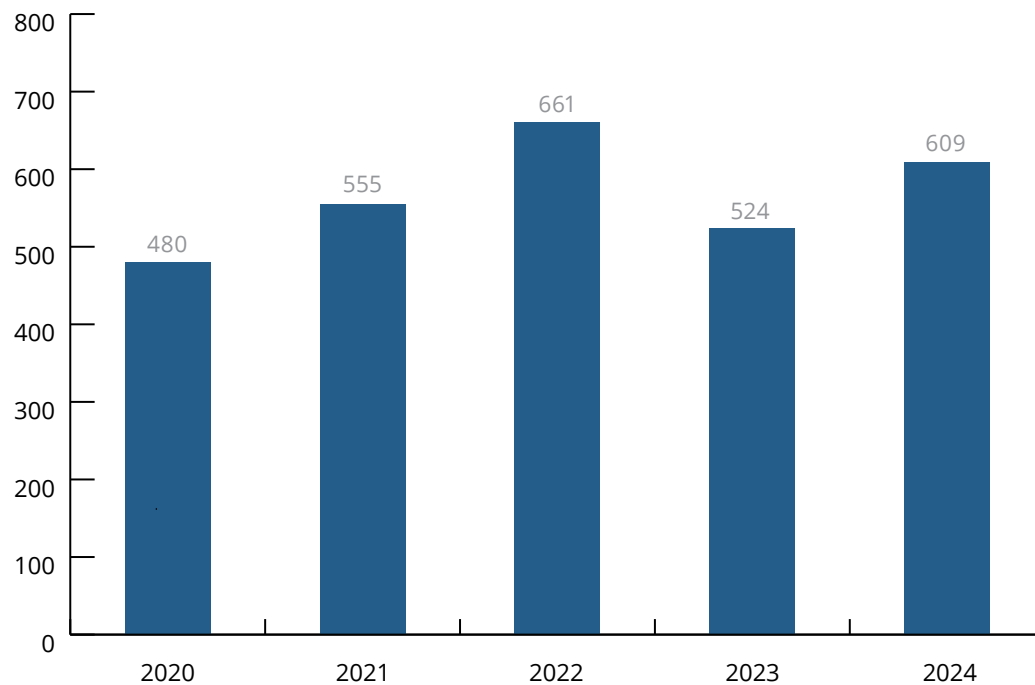
The following charts show the caseload activity of the Court including total cases filed, total cases disposed, total cases pending, and appeals filed by pro se litigants for the years 2020 through 2024.

Also included in this section is a chart reflecting the number and percentage of jurisdictional appeals filed and accepted for review. The charts compare the years 2019 through 2023 because this data is measured by the year in which the appeal was filed. The most recent year for which the data is complete is 2023.

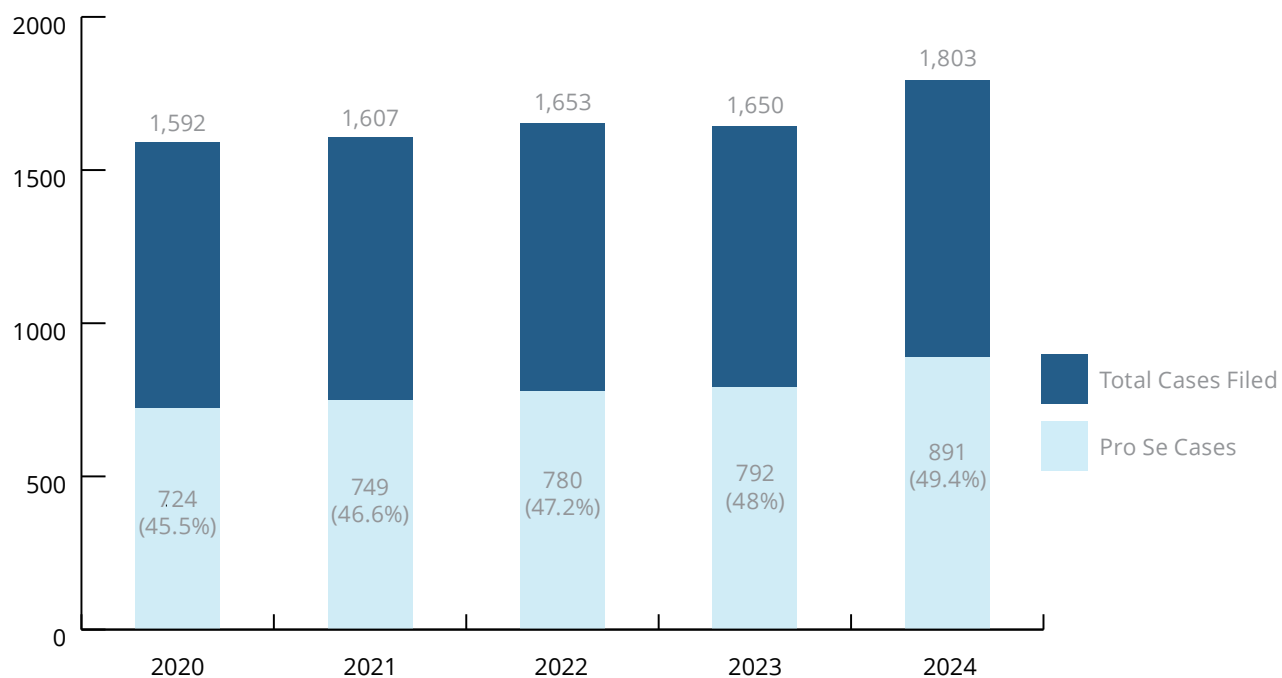
Total Cases Filed and Disposed, 2020 – 2024



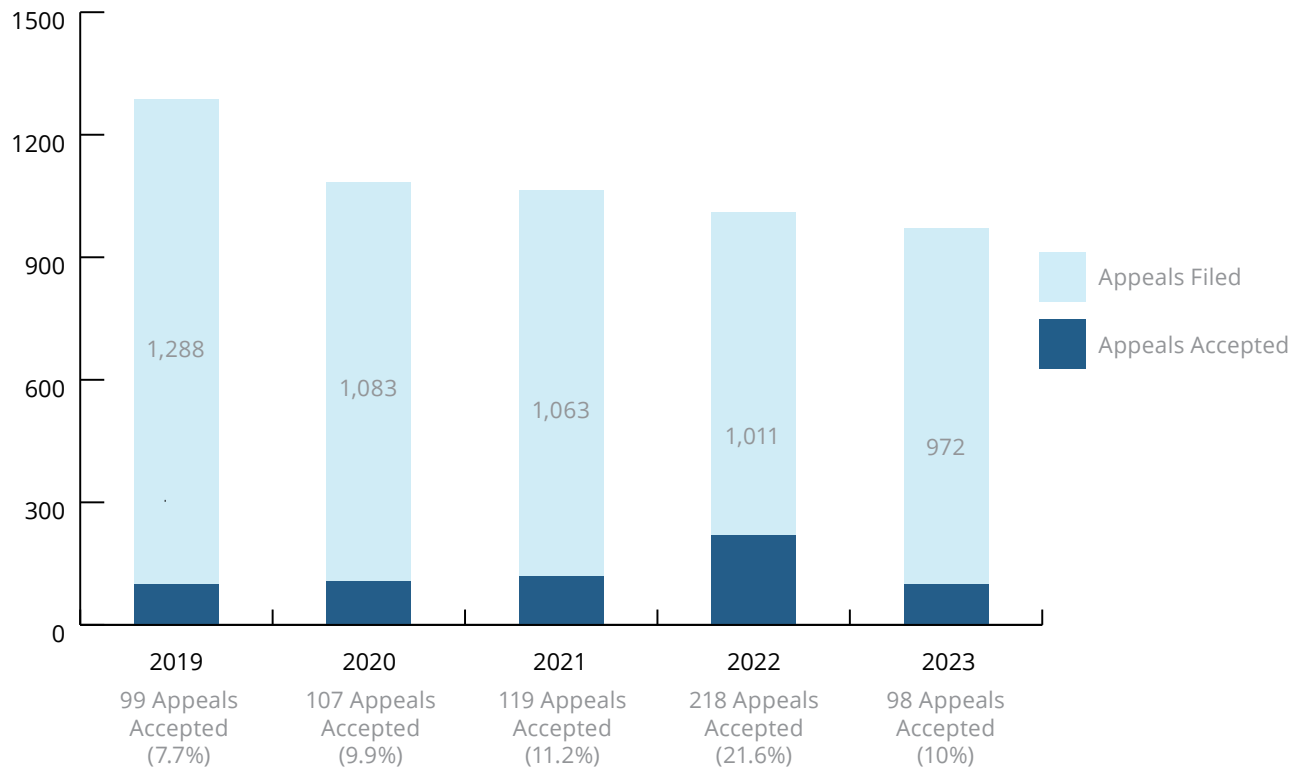
Total Cases Pending as of December 31, 2020 – 2024



Cases Filed by Pro Se Litigants, 2020 – 2024



Jurisdictional Appeals Filed and Accepted for Merit Review in 2019 – 2023



Section 3

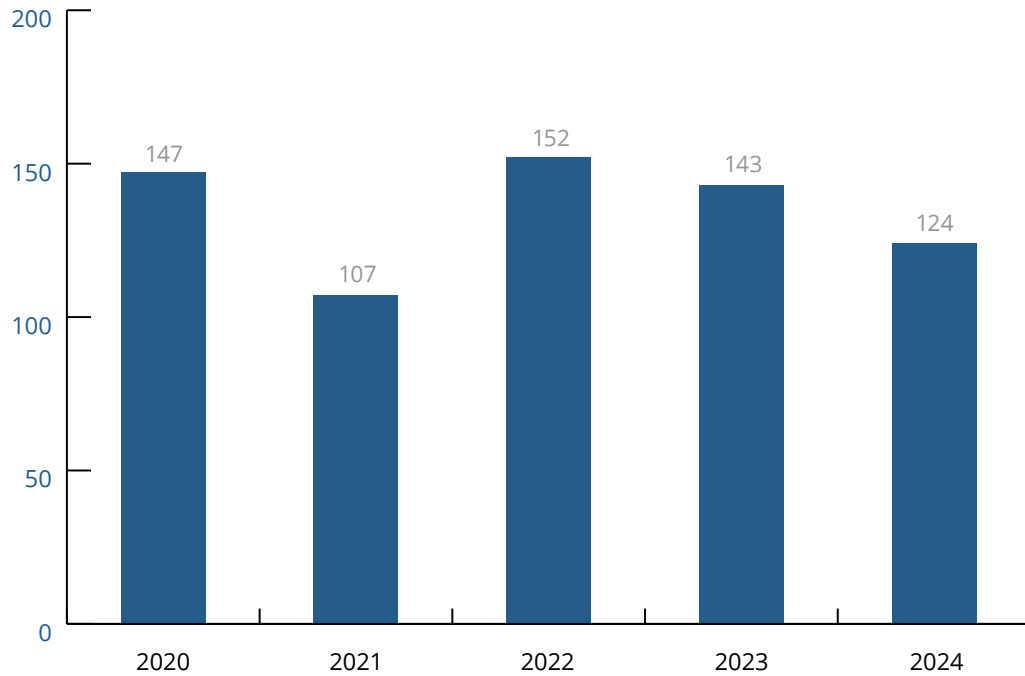
Time to Disposition, 2020 – 2024

The following charts reflect the length of time from the origination of an action to final disposition in broad categories of case types, including:

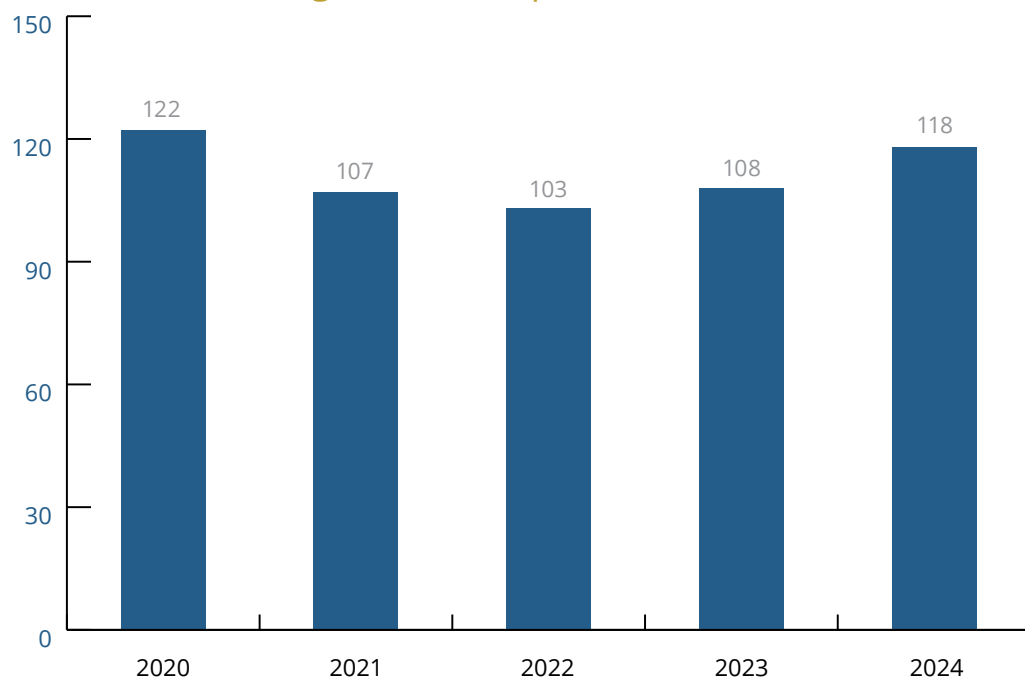
- All cases
- Jurisdictional appeals accepted for merit review
- Original actions
- Disciplinary cases
- Unauthorized practice of law cases
- Bar admission cases
- All cases decided with an opinion.

The charts provide data for the years 2020 through 2024 for purposes of comparison.

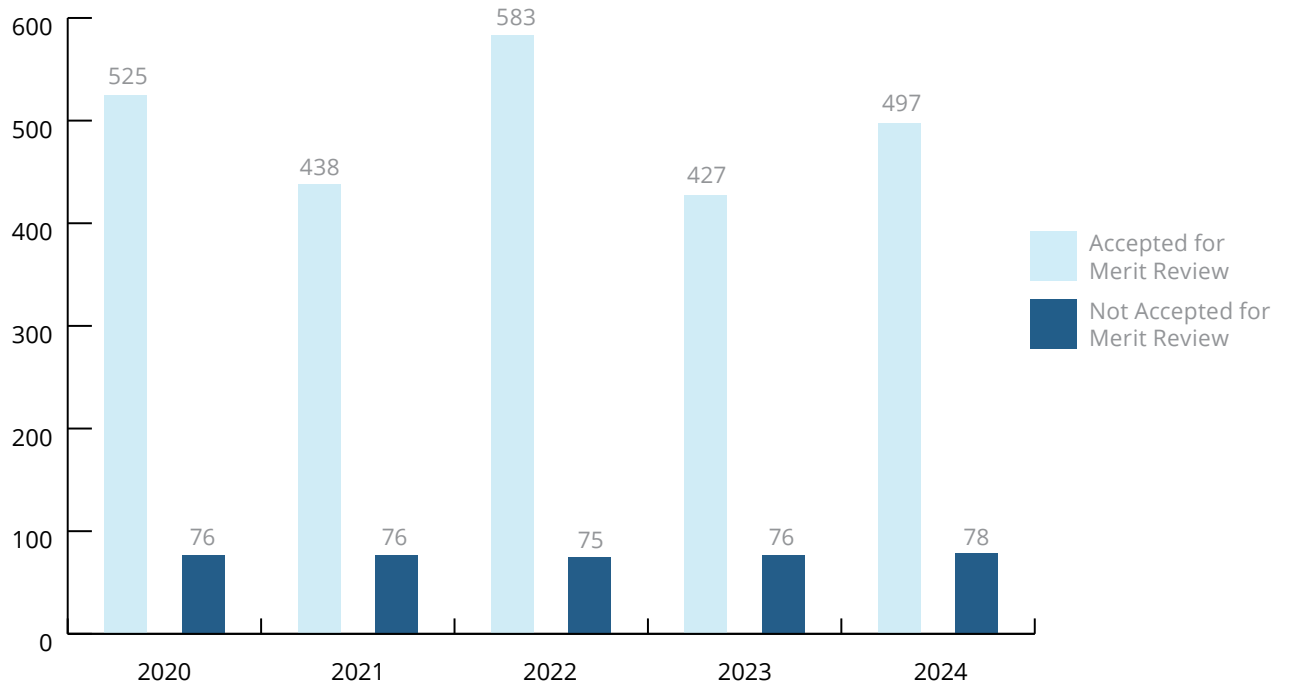
All Cases: Average Number of Days from
Case Filing to Final Disposition, 2020 – 2024



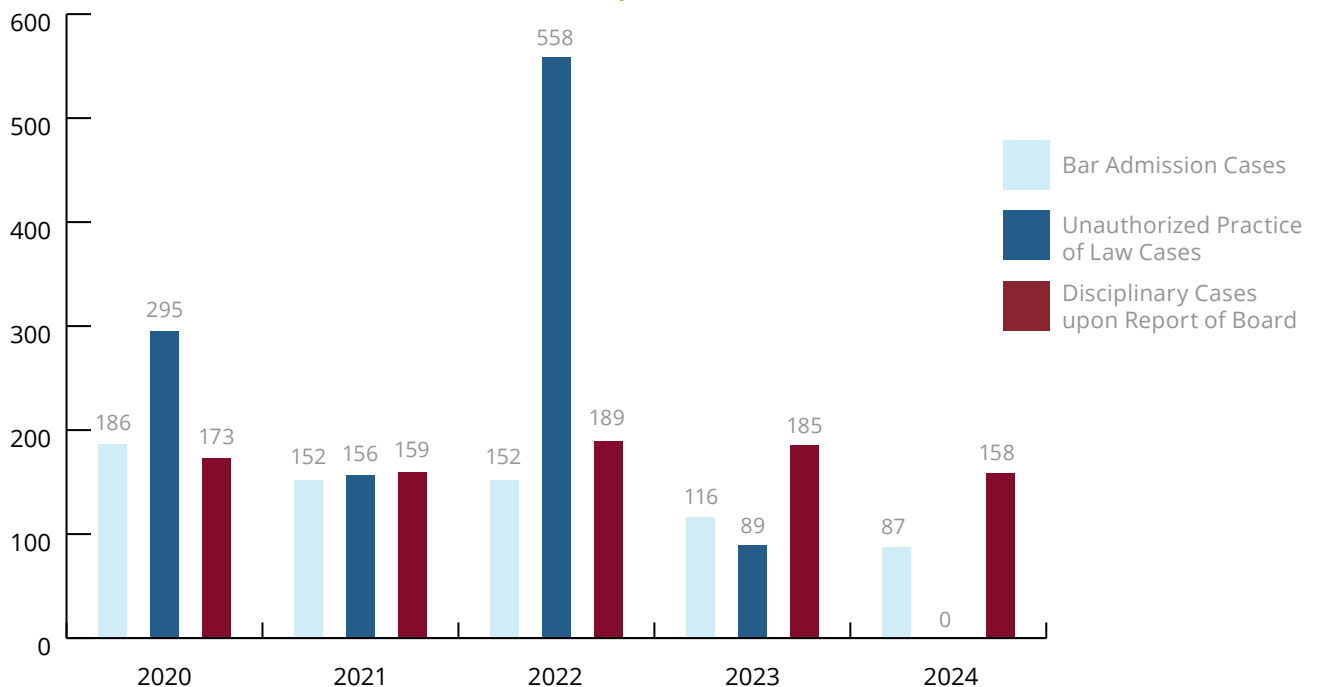
Original Actions: Average Number of Days from
Case Filing to Final Disposition, 2020 – 2024



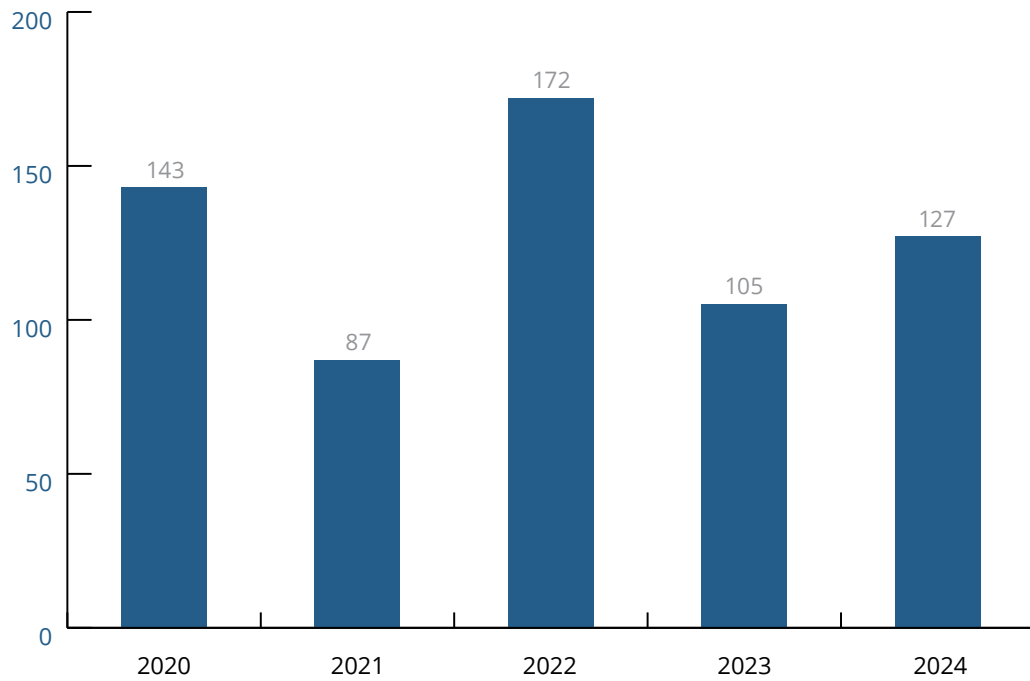
Jurisdictional Appeals: Average Number of Days from Filing Notice of Appeal Final Disposition, 2020 – 2024



Practice of Law Cases: Average Number of Days from Case Initiation to Final Disposition, 2020 – 2024



Cases Decided with an Opinion: Average Number of Days
from Submission to Court Until Issuance of Opinion, 2020 – 2024

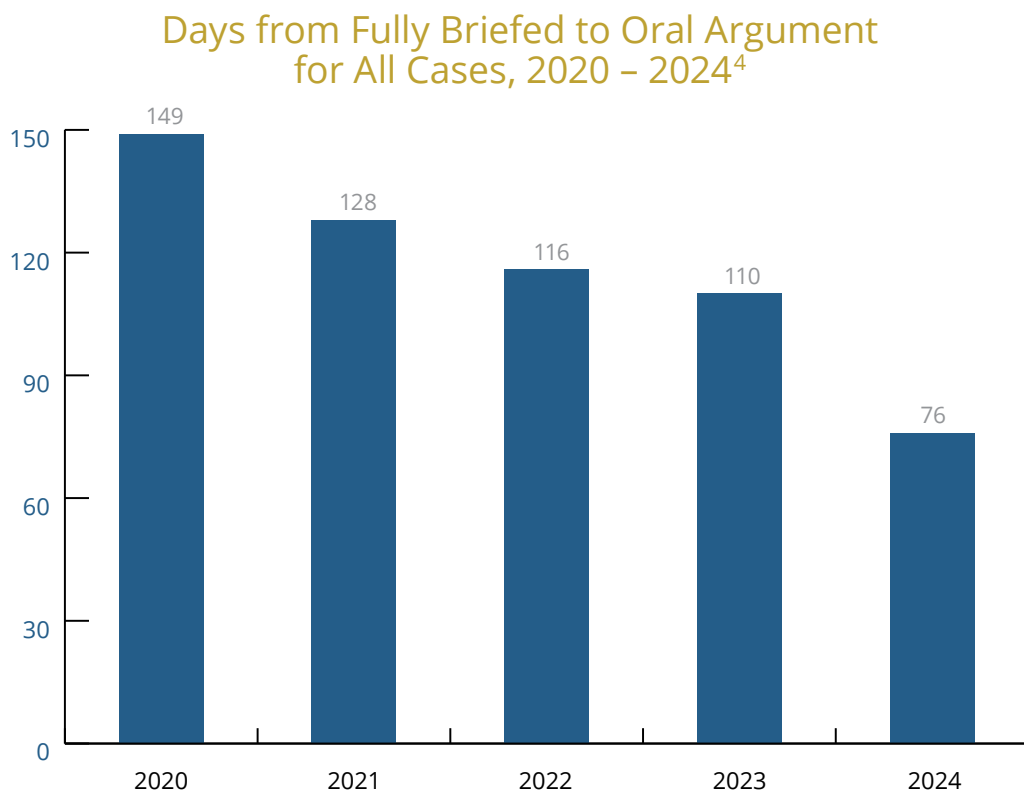


Section 4

From Briefing to Oral Argument

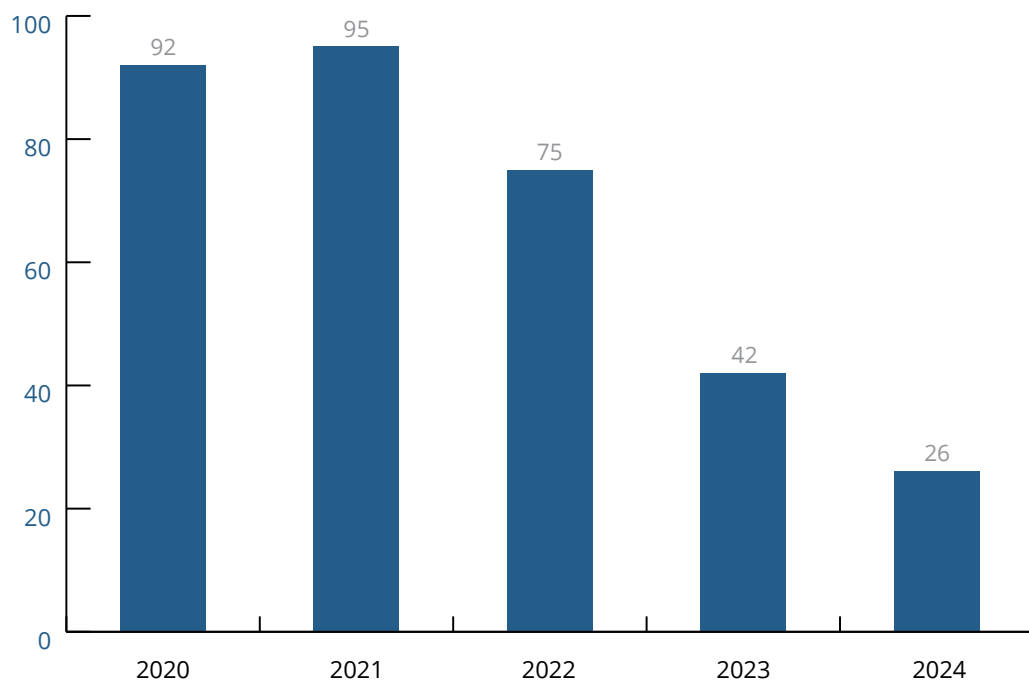
The following charts show the time from the completion of briefing on a matter until oral argument is held. The time measured includes the six-week advance notice provided to parties who are scheduled to participate in oral argument. The charts provided include:

- All cases argued
- Practice of law cases argued (including disciplinary cases, bar admission cases, and unauthorized practice of law cases).



⁴ The data in this chart may vary when compared to the data presented in prior statistical reports because the Court may initially decline jurisdiction over a case but subsequently grant reconsideration, accept jurisdiction, and hold oral argument.

Days from Fully Briefed Until Oral Argument for Practice of Law Cases, 2020 – 2024





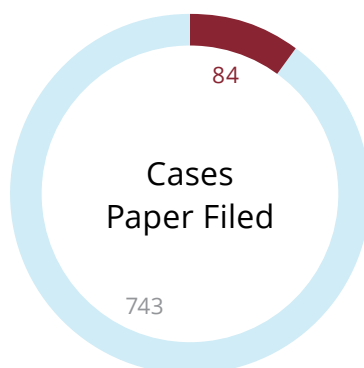
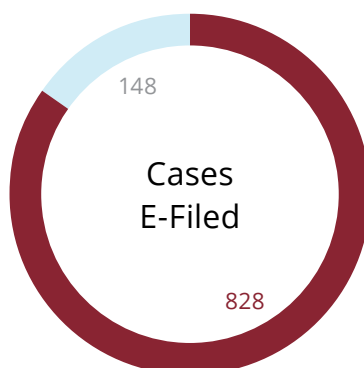
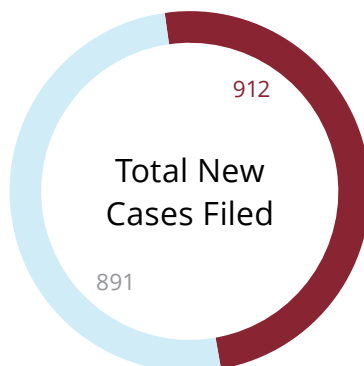
Section 5

E-Filing

The following charts show a breakdown of the percentage of filings that were filed through the Court's E-Filing Portal.

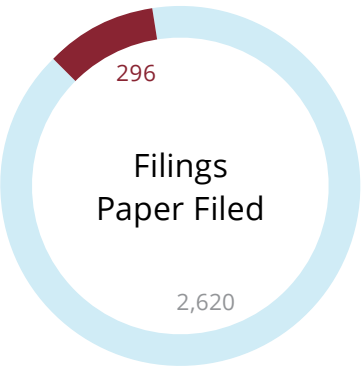
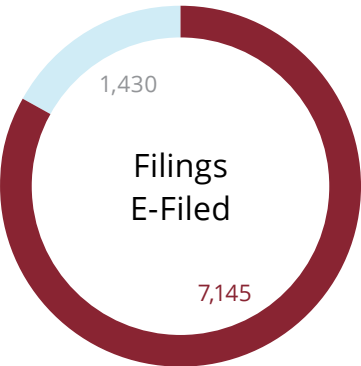
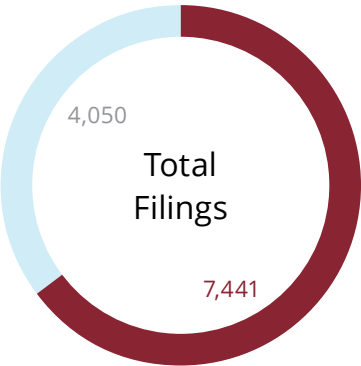


Total New Cases Filed in 2024



● Attorney Only ● Non-Attorney Only

Total Filings in 2024



Attorney Only Non-Attorney Only





PUBLISHED BY
THE SUPREME COURT *of* OHIO
supremecourt.ohio.gov