



THE SUPREME COURT *of* OHIO

2020



CASE STATISTICS

Prepared by
Office of the Clerk



THE SUPREME COURT *of* OHIO

CASE STATISTICS

Maureen O'Connor
Chief Justice

Sharon L. Kennedy

Judith L. French
Justice until Jan. 1, 2021

Patrick F. Fischer

R. Patrick DeWine

Michael P. Donnelly

Melody J. Stewart

Jennifer Brunner
Justice beginning Jan. 2, 2021
Justices

Stephanie E. Hess
Interim Administrative Director

Prepared by
Office of the Clerk

Sandra H. Grosko ■ Clerk of the Court



TABLE OF CONTENTS

1.	CASELOAD ACTIVITIES	1
	Summary of 2020 Caseload Activity	2
	Cases Filed	3
	Cases Disposed	4
	Cases Pending on December 31, 2020	5
2.	CASELOAD 2016-2020	7
	Cases Filed by Category – 2020	8
	Cases Filed	9
	Cases Disposed	10
	Cases Pending	11
	Cases Filed by Pro Se Litigants	12
	Jurisdictional Appeals Filed 2015 - 2019 and Accepted for Merit Review	13
3.	TIME TO DISPOSITION 2016-2020	15
	All Cases	16
	Jurisdictional Appeals Accepted for Merit Review	17
	Jurisdictional Appeals Not Accepted for Merit Review	18
	Original Actions	19
	Disciplinary Cases	20
	Unauthorized Practice of Law Cases	21
	Bar Admission Cases	22
	Cases Decided with an Opinion	23
4.	BRIEFING TO ORAL ARGUMENT 2016-2020	25
	All Cases Argued	26
	Practice of Law Cases Argued	27
5.	E-FILING	29
	Total New Cases Filed	30
	Total Attorney New Cases Filed	30
	Total Non-Attorney New Cases Filed	30
	Total Filings	31
	Total Attorney Filings	31
	Total Non-Attorney Filings	31
6.	APPENDICES	33
	Appendix A – Practice of Law Cases - Cases Filed in 2020	34
	Appendix B – Practice of Law Cases - Cases Disposed in 2020	35



SECTION 1

CASELOAD ACTIVITIES

The following tables provide a summary of the 2020 caseload activity for the Court, including a listing of cases filed, final dispositions, and cases pending on December 31, 2020.

2020 CASE STATISTICS

Summary of Activity

CASES PENDING JANUARY 1, 2020	685
<hr/>	
CASES FILED	
<hr/>	
Jurisdictional Appeals	1,083
Merit Cases	376
Practice of Law Cases	133
TOTAL CASES FILED	1,592
 Cases Filed by Legal Category	
Civil	286
Criminal	745
Domestic Relations, Probate, and Juvenile	54
Miscellaneous ¹	374
Practice of Law	133
 <hr/>	
CASES DISPOSED	
<hr/>	
Jurisdictional Appeals	1,108
Merit Cases	561
Practice of Law Cases	128
TOTAL CASES DISPOSED	1,797
 <hr/>	
CASES PENDING DECEMBER 31, 2020	480
<hr/>	
CLEARANCE RATE	113%
<hr/>	

¹Miscellaneous cases include Certified Conflict cases, Certified Questions of State Law, Direct Appeals, Original Actions and Administrative Appeals.

2020 CASE STATISTICS

Cases Filed

JURISDICTIONAL APPEALS

Jurisdictional Appeals	1,025
Death Penalty Postconviction Appeals	7
Appeals Involving Termination of Parental Rights/Adoption	5
Appeals from App.R. 26(B) Applications	46
TOTAL	1,083

MERIT CASES

Original Actions	230
Habeas Corpus Cases	48
Direct Appeals (Cases Originating in Court of Appeals)	58
Certified Conflicts	11
Certified Conflicts Involving Termination of Parental Rights/Adoption	0
Appeals from Board of Tax Appeals	15
Appeals from Public Utilities Commission	4
Appeals from Power Siting Board	2
Death Penalty Cases	1
Appeals from App.R. 26(B) Application in Death Penalty Case	0
Certified Questions of State Law	0
Appeals from Denial of DNA Testing in Capital Case	0
Appeals of Contest of Election under R.C. 3515.15	0
Petition Challenges pursuant to Article II, Section 1g of the Ohio Constitution	0
Contests of an Election pursuant to R.C. 3515.08	0
Cases Purporting to Invoke Unspecified Original Jurisdiction	7
TOTAL	376

PRACTICE OF LAW CASES²

Disciplinary Cases	118
Bar Admission Cases	6
Unauthorized Practice of Law Cases	7
Other Matters Relating to the Practice of Law	2
TOTAL	133
TOTAL CASES FILED	1,592

²See Appendix A for a breakdown of cases relating to the practice of law that were filed in 2020.

2020 CASE STATISTICS

Cases Disposed

JURISDICTIONAL APPEALS³

Jurisdictional Appeals ⁴	1,044
Death Penalty Postconviction Appeals	7
Appeals Involving Termination of Parental Rights/Adoption	8
Appeals from App.R. 26(B) Applications	50
Petitions to Transfer Board of Tax Appeals Appeal from Court of Appeals	3
TOTAL	1,112

MERIT CASES

Original Actions	234
Habeas Corpus Cases	46
Direct Appeals (Cases Originating in Court of Appeals)	101
Certified Conflicts	26
Certified Conflicts Involving Termination of Parental Rights/Adoption	2
Appeals from Board of Tax Appeals	4
Appeals from Public Utilities Commission	11
Appeals from Power Siting Board	1
Death Penalty Cases	7
Appeals from App.R. 26(B) Application in Death Penalty Case	0
Certified Questions of State Law	3
Appeals from Denial of DNA Testing in Capital Case	0
Appeals of Contest of Election under R.C. 3515.15	0
Petition Challenges pursuant to Article II, Section 1g of the Ohio Constitution	0
Other Merit Cases	5
Jurisdictional Appeals Accepted for Merit Review ⁵	117
TOTAL	557

PRACTICE OF LAW CASES

Disciplinary Cases	119
Bar Admission Cases	4
Unauthorized Practice of Law Cases	3
Other Matters Relating to the Practice of Law	2
TOTAL	128

TOTAL CASES DISPOSED **1,797**

³This category includes dispositions where the court declined to accept jurisdiction and did not review the merits of the case.

⁴This category includes jurisdictional appeals that were accepted and held but were later summarily decided without briefing.

⁵This category does not include appeals that were accepted and held but were later summarily decided without briefing.

2020 CASE STATISTICS

Cases Pending December 31, 2020

JURISDICTIONAL APPEALS

Jurisdictional Appeals	200
Death Penalty Postconviction Appeals	1
Appeals Involving Termination of Parental Rights/Adoption	0
Appeals from App.R. 26(B) Applications	10
Petitions to Transfer Board of Tax Appeals Appeal from Court of Appeals	0
TOTAL	211

MERIT CASES

Original Actions	68
Habeas Corpus Cases	7
Direct Appeals (Cases Originating in Court of Appeals)	27
Certified Conflicts	11
Certified Conflicts Involving Termination of Parental Rights/Adoption	0
Appeals from Board of Tax Appeals	12
Appeals from Public Utilities Commission	4
Appeals from Power Siting Board	1
Death Penalty Cases	10
Certified Questions of State Law	0
Appeals from App.R. 26(B) Application in a Death Penalty Case	0
Appeals from Denial of DNA Testing in Capital Case	0
Other Merit Cases	3
Jurisdictional Appeals Accepted for Review	68
TOTAL	211

PRACTICE OF LAW CASES

Disciplinary Cases	46
Bar Admission Cases	5
Unauthorized Practice of Law Cases	7
TOTAL	58

TOTAL CASES PENDING 480



SECTION 2

CASELOAD

2016-2020

The following charts show the caseload activity of the Court, including total cases filed, total cases disposed, total cases pending, and appeals filed by pro se litigants for the years 2016 through 2020.

Also included in this section is a chart reflecting the number and percentage of jurisdictional appeals filed and accepted for review. This chart compares the years 2016 through 2019, because this data is measured by the year in which the appeal was filed. The most recent year for which the data is complete is 2019.

2020 CASE STATISTICS

Caseload 2016-2020

CASES FILED BY CATEGORY – 2020

The clerk’s office categorizes cases according to the following designations:

- Civil
- Criminal
- Practice of Law
- Domestic Relations, Probate & Juvenile
- Miscellaneous.

The categories correspond to those used by Ohio’s courts of appeal.

CASES BY CATEGORY

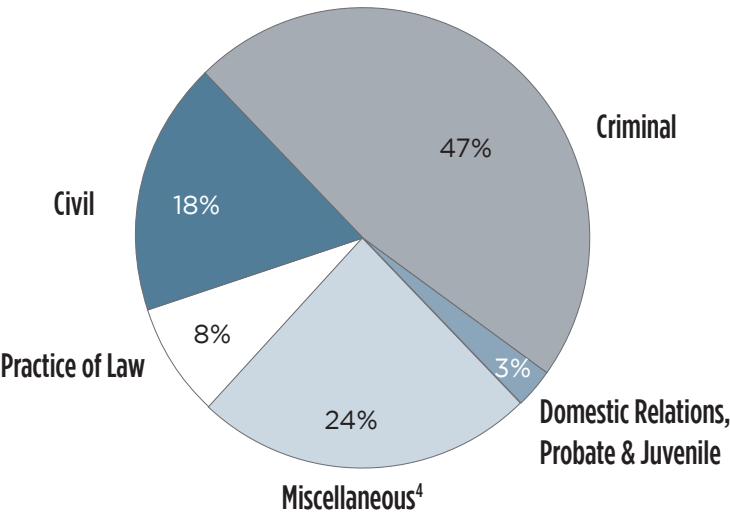
Civil
286 cases (18%)

Criminal
745 cases (47%)

Practice of Law
133 cases (8%)

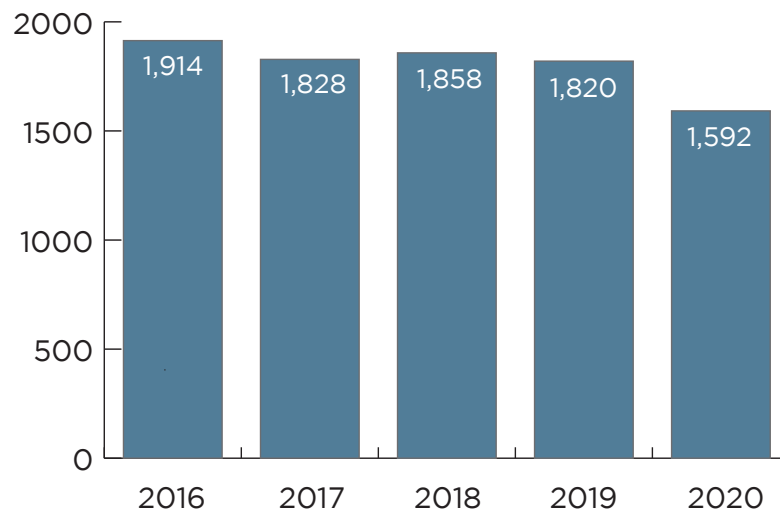
**Domestic Relations,
Probate & Juvenile**
54 cases (3%)

Miscellaneous⁵
374 cases (24%)



⁵ Miscellaneous cases include Certified Conflict cases, Certified Questions of State Law, Direct Appeals, Original Actions, and Administrative Appeals.

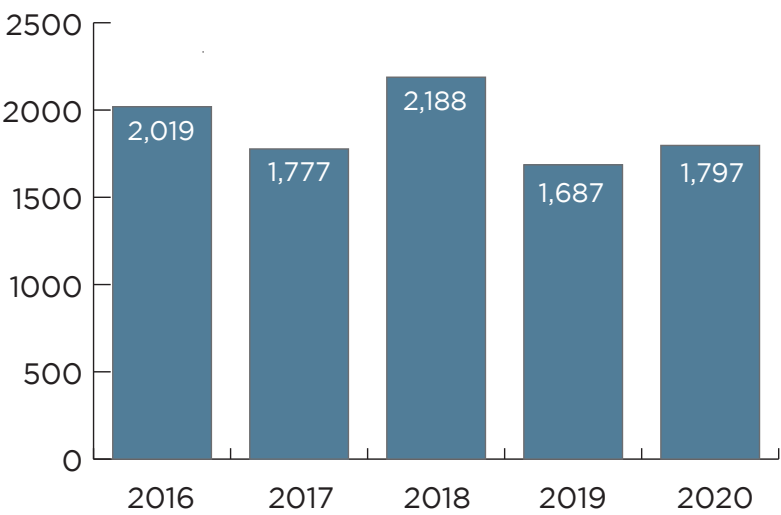
CASES FILED 2016-2020



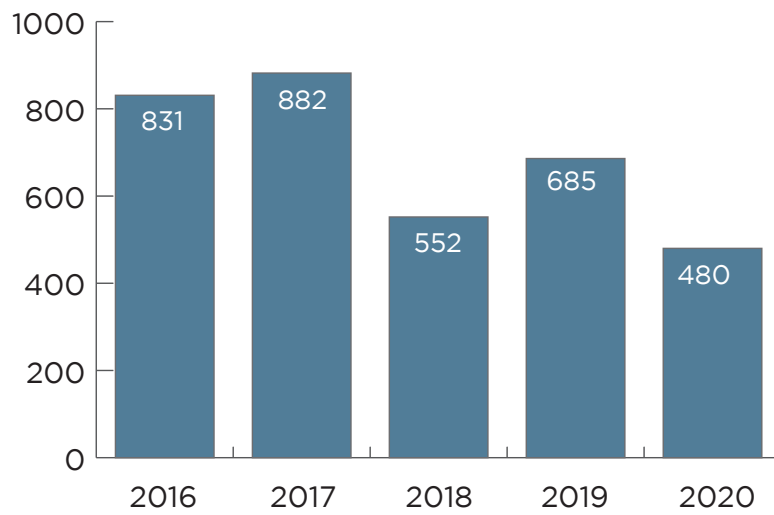
2020 CASE STATISTICS

Caseload 2016-2020

CASES DISPOSED 2016-2020



CASES PENDING ON THE 31ST DAY OF DECEMBER 2016-2020

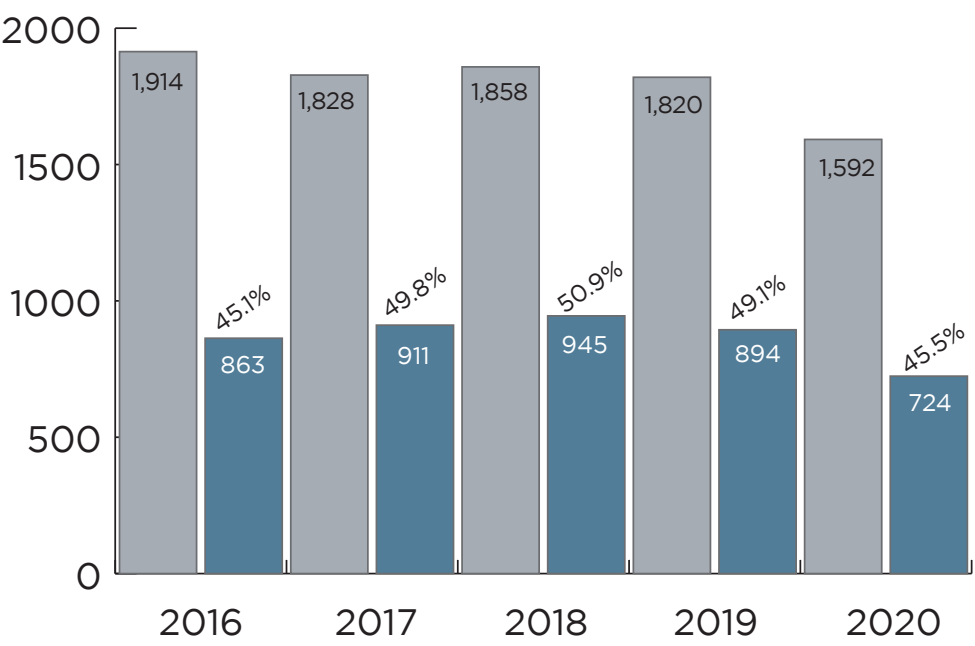


2020 CASE STATISTICS

Caseload 2016-2020

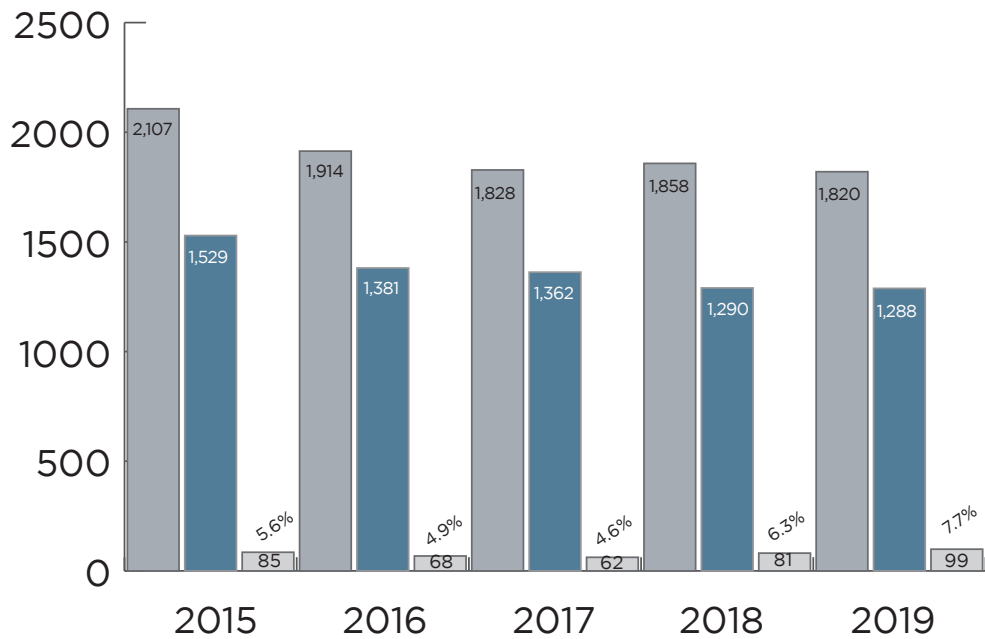
CASES FILED BY PRO SE LITIGANTS 2016-2020

	2016	2017	2018	2019	2020
General Cases	1,914	1,828	1,858	1,820	1,592
Pro se Cases	863	911	945	894	724
Percent Pro se	45.1%	49.8%	50.9%	49.1%	45.5%



JURISDICTIONAL APPEALS FILED 2015-2019 AND ACCEPTED FOR MERIT REVIEW

	2015	2016	2017	2018	2019
Cases Filed	2,107	1,914	1,828	1,858	1,820
Appeals Filed	1,529	1,381	1,362	1,290	1,288
Appeals Accepted	85	68	62	81	99
Percent Accepted	5.6%	4.9%	4.6%	6.3%	7.7%





SECTION 3

TIME TO DISPOSITION

2016-2020

The following charts reflect the length of time from the origination of an action to final disposition in various categories of case types, including:

- All cases
- Jurisdictional appeals accepted for merit review
- Original actions
- Disciplinary cases
- Unauthorized practice of law cases
- Bar admission cases
- All cases decided with an opinion.

The charts provide data for the years 2016 through 2020 for purposes of comparison.

2020 CASE STATISTICS

Time to Disposition 2016-2020

ALL CASES
From Case Filing to Final Disposition

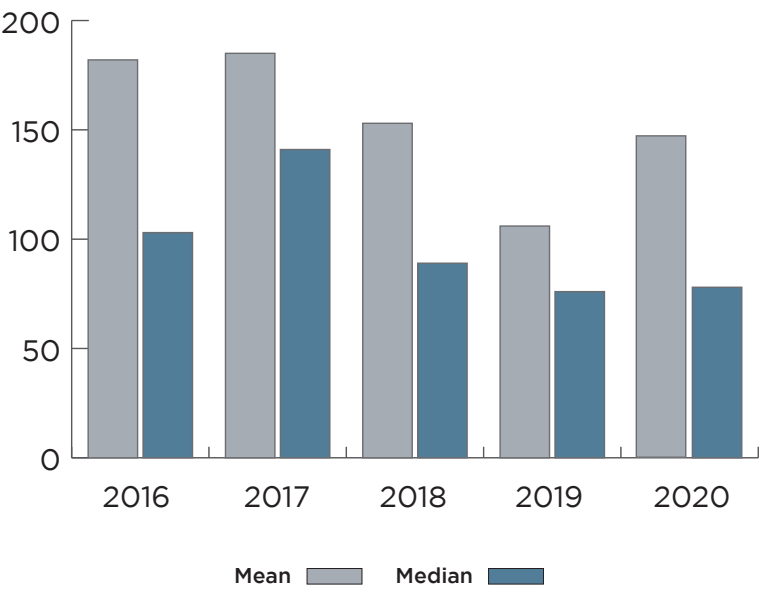
2016 — 2,019 cases
182-day mean
103-day median

2017 — 1,777 cases
185-day mean
141-day median

2018 — 2,188 cases
153-day mean
89-day median

2019 — 1,687 cases
106-day mean
76-day median

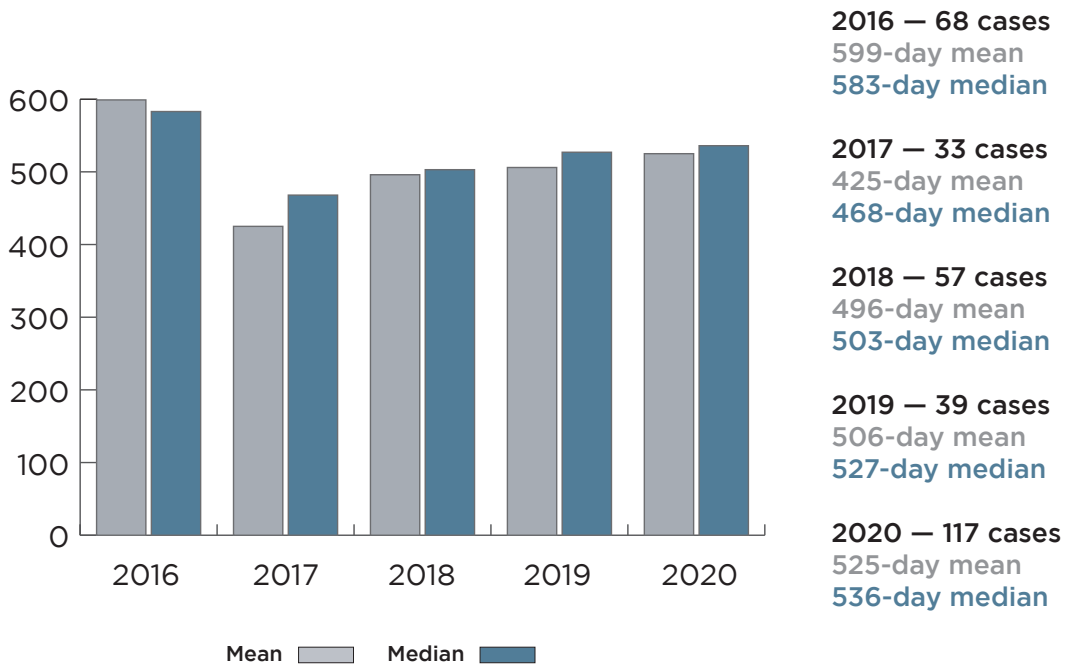
2020 — 1,796 cases
147-day mean
78-day median



2020 CASE STATISTICS

Time to Disposition 2016-2020

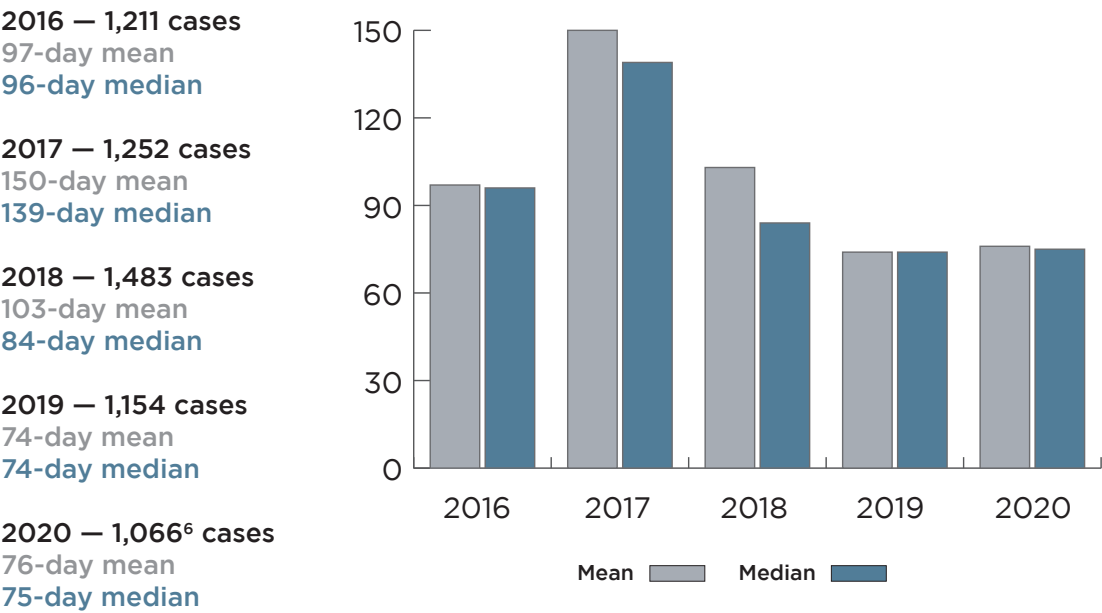
JURISDICTIONAL APPEALS ACCEPTED FOR MERIT REVIEW From Filing of Notice of Appeal to Final Disposition



2020 CASE STATISTICS

Time to Disposition 2016-2020

JURISDICTIONAL APPEALS NOT ACCEPTED FOR MERIT REVIEW From Filing of Notice of Appeal to Final Disposition



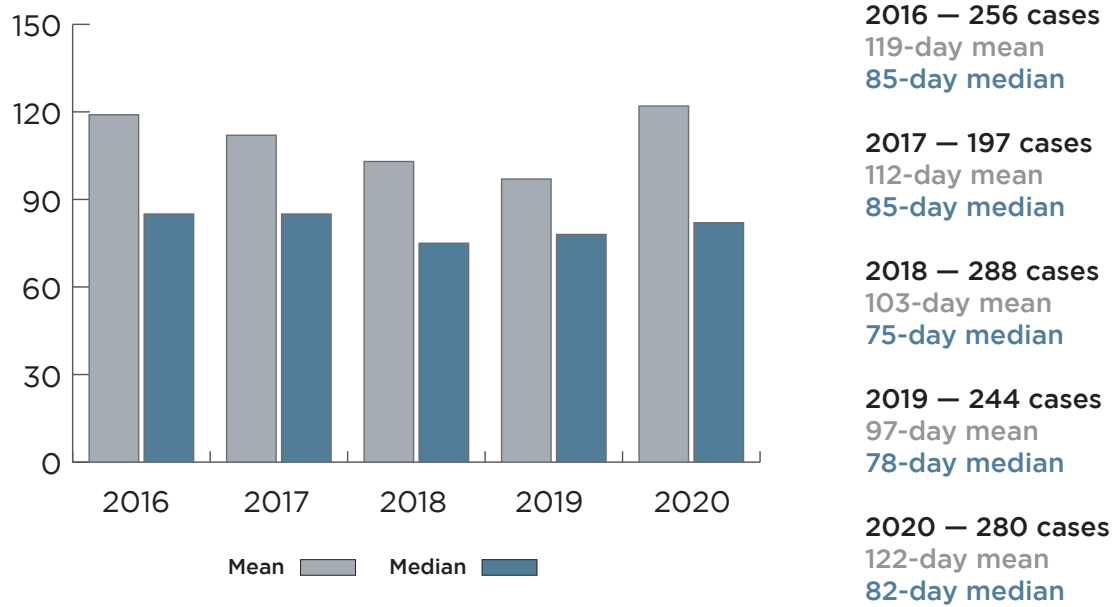
⁶This total does not include appeals that were accepted and held and later summarily decided without briefing.

2020 CASE STATISTICS

Time to Disposition 2016-2020

ORIGINAL ACTIONS

From Filing to Final Disposition



2020 CASE STATISTICS

Time to Disposition 2016-2020

DISCIPLINARY CASES From Case Initiation to Final Disposition

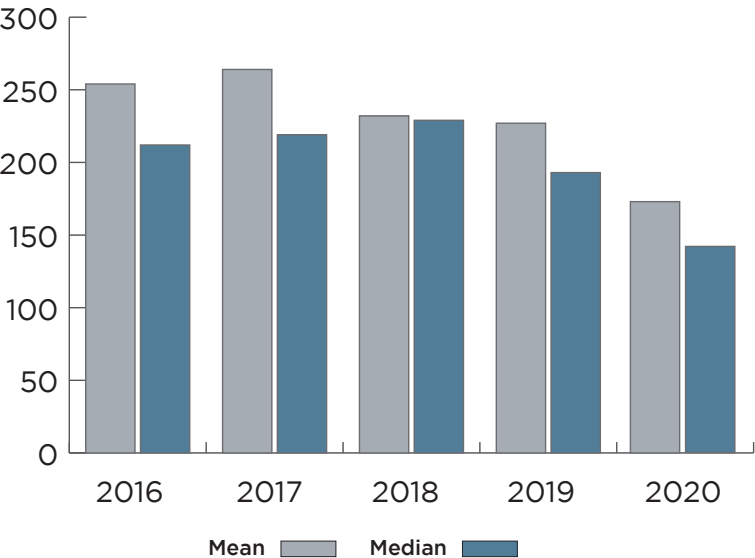
2016 — 65 cases
254-day mean
212-day median

2017 — 39 cases
264-day mean
219-day median

2018 — 52 cases
232-day mean
229-day median

2019 — 47 cases
227-day mean
193-day median

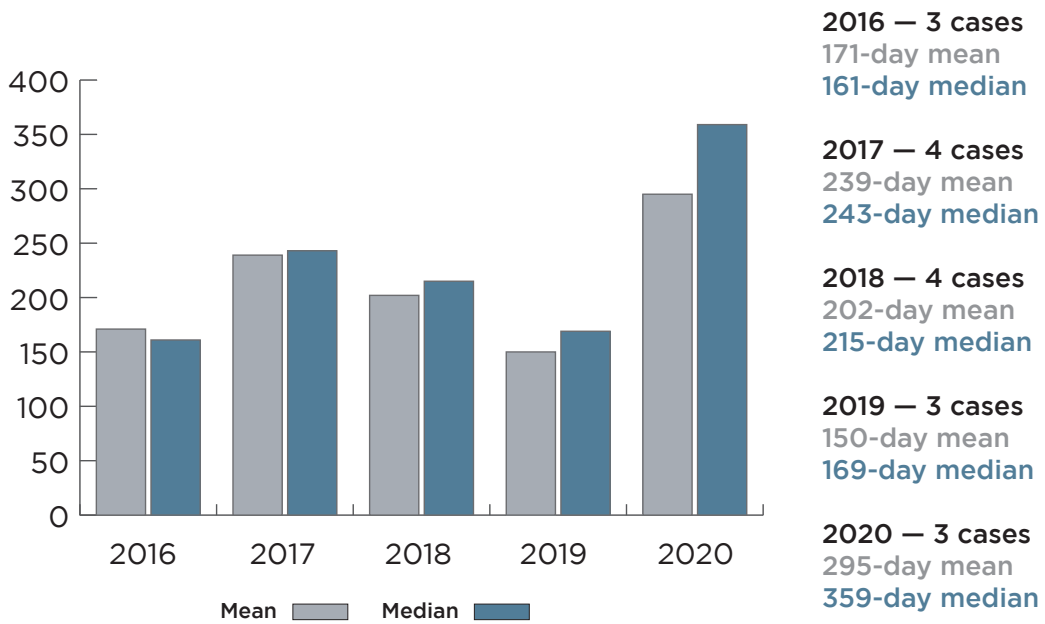
2020 — 47 cases
173-day mean
142-day median



2020 CASE STATISTICS

Time to Disposition 2016-2020

UNAUTHORIZED PRACTICE OF LAW CASES From Case Initiation to Final Disposition



2020 CASE STATISTICS

Time to Disposition 2016-2020

BAR ADMISSION CASES From Case Initiation to Final Disposition

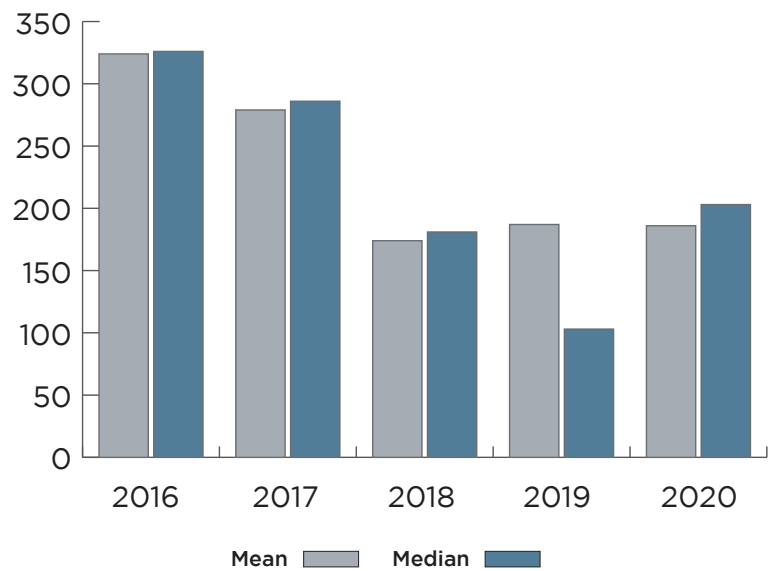
2016 — 8 cases
324-day mean
326-day median

2017 — 3 cases
279-day mean
286-day median

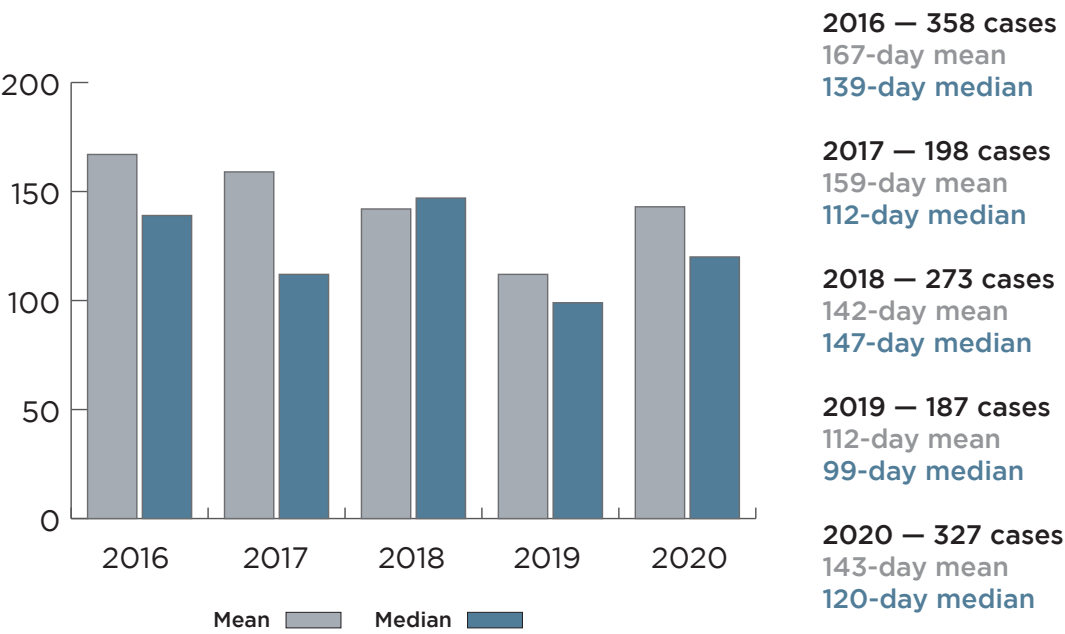
2018 — 6 cases
174-day mean
181-day median

2019 — 3 cases
187-day mean
103-day median

2020 — 4 cases
186-day mean
203-day median



CASES DECIDED WITH AN OPINION
From Submission to Court Until Issuance of Opinion





SECTION 4

BRIEFING TO ORAL ARGUMENT 2016-2020

The following charts show the time from the completion of briefing on a matter until oral argument is held. The time measured includes the six-week advance notice provided to parties who are scheduled to participate in oral argument. The charts provided are for:

- All cases argued
- Practice of law cases argued (including disciplinary cases, bar admission cases, and unauthorized practice of law cases).

2020 CASE STATISTICS

Briefing to Oral Argument 2016-2020

ALL CASES ARGUED⁷
From Completion of Briefing to Oral Argument

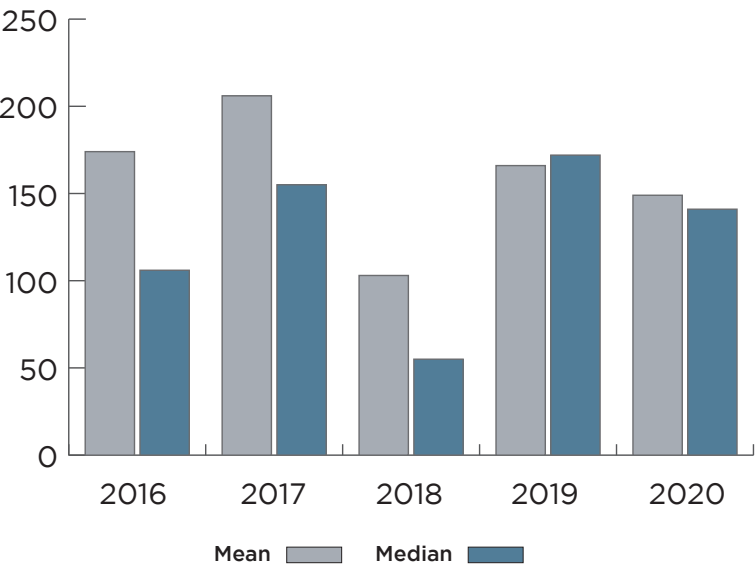
2016 — 142 cases
174-day mean
106-day median

2017 — 57 cases
206-day mean
155-day median

2018 — 93 cases
103-day mean
55-day median

2019 — 54 cases
166-day mean
172-day median

2020 — 162 cases
149-day mean
141-day median

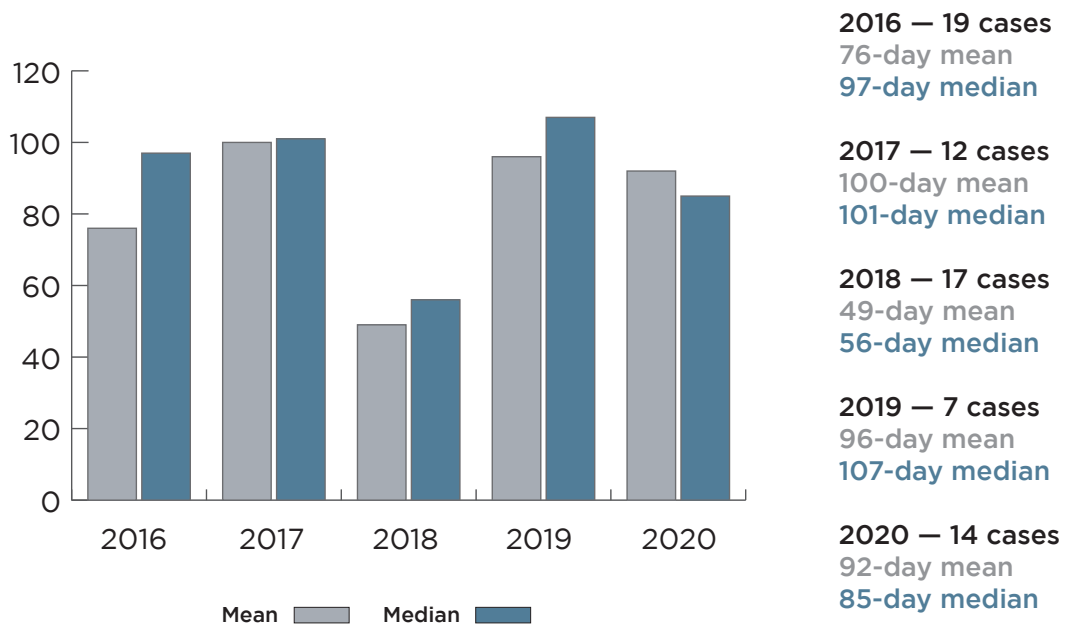


26 ⁷ The data in this chart may vary when compared to the data presented in prior statistical reports because the court may initially decline jurisdiction over a case but subsequently grant reconsideration, accept jurisdiction, and hold oral argument.

2020 CASE STATISTICS

Briefing to Oral Argument 2016-2020

PRACTICE OF LAW CASES ARGUED – Disciplinary Cases, Bar Admission Cases & Unauthorized Practice of Law Cases From Completion of Briefing to Oral Argument





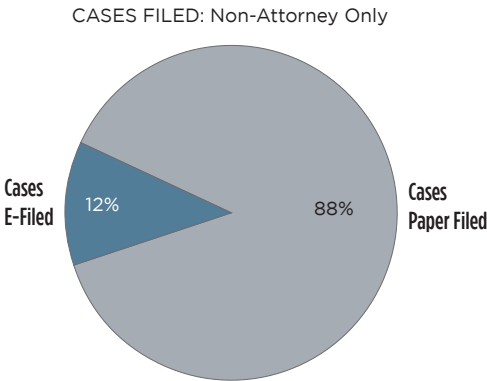
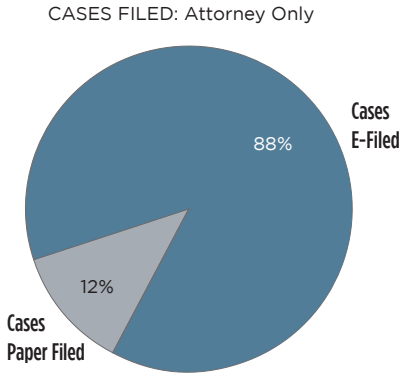
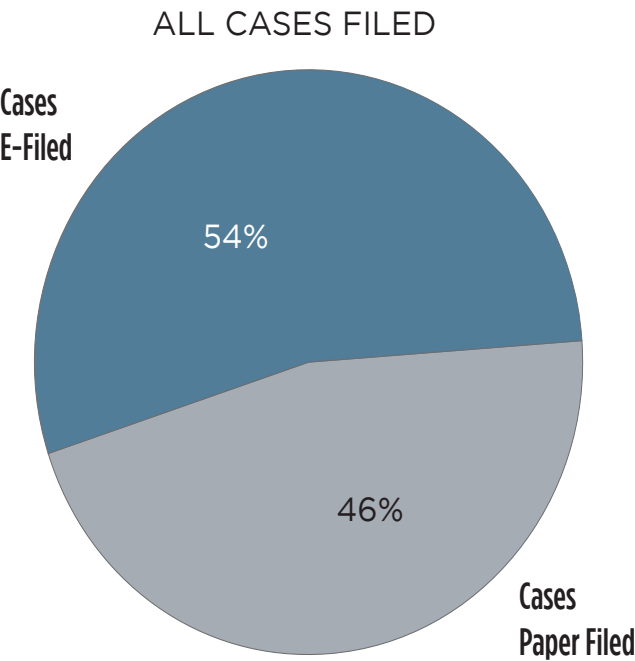
SECTION 5

E-FILING

The following charts show a breakdown of the percentage of filings that were filed through the Supreme Court's E-Filing Portal.

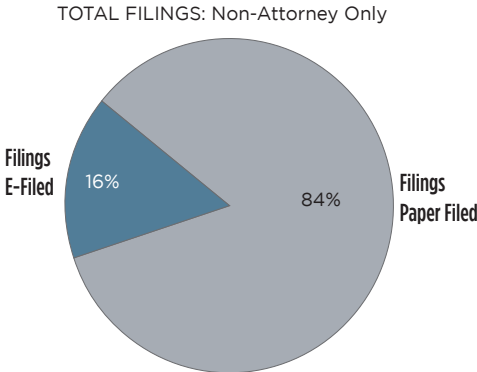
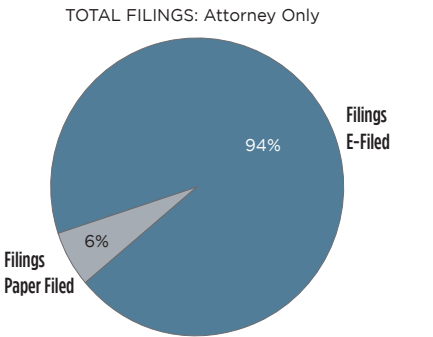
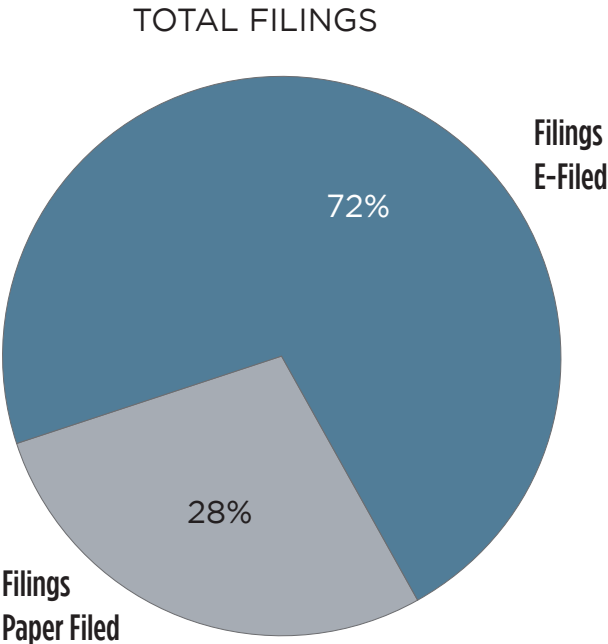
TOTAL NEW CASES FILED 2020

	All	Attorney Only	Non- Attorney Only
Total Cases Filed	1,592	878	714
Cases E-Filed	862 54%	774 88%	88 12%
Cases Paper Filed	730 46%	104 12%	626 88%



TOTAL FILINGS IN 2020

	All	Attorney Only	Non-Attorney Only
Total Filings	9,435	6,759	2,676
Filings E-Filed	6,769 72%	6,337 94%	432 16%
Filings Paper Filed	2,666 28%	422 6%	2,244 84%





SECTION 6

APPENDICES

2020 CASE STATISTICS

Appendix A: Practice of Law Cases - Cases Filed

CASES PENDING DECEMBER 31, 2019		53
DISCIPLINARY CASES		
Cases on Report of Board		26
Consent to Discipline Cases		12
Attorney Retirement/Resignation Cases		46
Reciprocal Discipline Cases		4
Cases upon Felony Conviction		8
Disciplinary Default Cases pursuant to Gov.Bar R. V(14)		12
Cases on Motion for Interim Remedial Suspension		5
Impairment Suspension Cases pursuant to Gov.Bar R. V(15)		1
Judge Disciplinary Cases under Gov.Bar R. V		3
Judge Disciplinary Cases under Gov.Jud.R. II(5)		1
	TOTAL	118
BAR ADMISSION CASES		
Character and Fitness Cases		6
	TOTAL	6
UNAUTHORIZED PRACTICE OF LAW CASES		
Unauthorized Practice of Law/On Report of Board		5
Unauthorized Practice of Law/On Consent Decree		2
	TOTAL	7
OTHER MATTERS RELATING TO THE PRACTICE OF LAW		
Motion to Quash Subpoena Duces Tecum		2
	TOTAL	2
TOTAL PRACTICE OF LAW CASES FILED		133

DISCIPLINARY CASES

Cases On Report of Board

Public Reprimand	3
Definite Suspension	24
Indefinite Suspension	7
Disbarment	1
Dismissed	1
TOTAL	36

Consent to Discipline Cases

Public Reprimand	1
Definite Suspension	6
TOTAL	7

Attorney Retirement/Resignation Cases

Retirement Accepted	20
Resignation Accepted with Disciplinary Action Pending	14
Resignation Denied	3
TOTAL	37

Reciprocal Discipline Cases

Definite Suspension	2
Indefinite Suspension	1
TOTAL	3

Cases Upon Felony Conviction

Interim Suspension	8
--------------------	----------

Disciplinary Default Cases pursuant to Gov.Bar R. V(14)

Definite Suspension	1
Indefinite Suspension	13
Dismissed	3 ⁸
TOTAL	17

Cases on Motion for Interim Remedial Suspension

Interim Suspension	5
--------------------	----------

Impairment Suspension Cases pursuant to Gov.Bar R. V(15)

1

⁸Case Nos. 2018-0402, 2019-1456, and 2020-0462 were dismissed upon the acceptance of the attorneys' resignations from the practice of law with disciplinary action pending.

2020 CASE STATISTICS

Practice of Law Cases - Cases Disposed - Continued

Judge Disciplinary Cases under Gov. Bar R.V	
Public reprimand	3
Definite suspension	1
	<hr/>
TOTAL	4
Judge Disciplinary Cases under Gov.Jud.R. II(5)	
	1
BAR ADMISSION CASES	
<hr/>	
Character and Fitness Cases	
Applicant Approved	1
Applicant Disapproved, May Reapply	3
	<hr/>
TOTAL	4
UNAUTHORIZED PRACTICE OF LAW CASES	
<hr/>	
Cases On Report of Board	
Respondent enjoined from actions constituting the unauthorized practice of law and civil penalty imposed	1
Respondent enjoined from actions constituting the unauthorized practice of law	2
	<hr/>
TOTAL	3
OTHER MATTERS RELATING TO THE PRACTICE OF LAW	
<hr/>	
Motion to quash subpoena duces tecum denied	1
Motion to quash subpoena duces tecum granted	1
	<hr/>
TOTAL	2
TOTAL PRACTICE OF LAW CASES DISPOSED	128
CASES PENDING DECEMBER 31, 2020	58
PRACTICE OF LAW CLEARANCE RATE	96%

PUBLISHED BY
THE SUPREME COURT *of* OHIO
Office of the Clerk
April 2021





THE SUPREME COURT *of* OHIO

OFFICE OF THE CLERK
65 South Front Street
Columbus, Ohio 43215-3431
supremecourt.ohio.gov