



THE SUPREME COURT *of* OHIO

---

# 2019



# CASE STATISTICS

Prepared by  
Office of the Clerk





THE SUPREME COURT *of* OHIO

---

# CASE STATISTICS

Maureen O'Connor  
Chief Justice

Sharon L. Kennedy  
Judith L. French  
Patrick F. Fischer  
R. Patrick DeWine  
Michael P. Donnelly  
Melody J. Stewart  
Justices

Jeffrey C. Hagler  
Administrative Director

Prepared by  
Office of the Clerk

Sandra H. Grosko ■ Clerk of the Court



## TABLE OF CONTENTS

1.	CASELOAD ACTIVITIES	1
	Summary of 2019 Caseload Activity	2
	Cases Filed	3
	Cases Disposed	4
	Cases Pending on December 31, 2019	5
2.	CASELOAD 2015-2019	7
	Cases Filed by Category – 2019	8
	Cases Filed	9
	Cases Disposed	10
	Cases Pending	11
	Cases Filed by Pro Se Litigants	12
	Jurisdictional Appeals Filed 2014 - 2018 and Accepted for Merit Review	13
3.	TIME TO DISPOSITION 2015-2019	15
	All Cases	16
	Jurisdictional Appeals Accepted for Merit Review	17
	Jurisdictional Appeals Not Accepted for Merit Review	18
	Original Actions	19
	Disciplinary Cases	20
	Unauthorized Practice of Law Cases	21
	Bar Admission Cases	22
	Cases Decided with an Opinion	23
4.	BRIEFING TO ORAL ARGUMENT 2015-2019	25
	All Cases Argued	26
	Practice of Law Cases Argued	27
5.	E-FILING	29
	Total New Cases Filed	30
	Total Attorney New Cases Filed	30
	Total Non-Attorney New Cases Filed	30
	Total Filings	31
	Total Attorney Filings	31
	Total Non-Attorney Filings	31
6.	APPENDICES	33
	Appendix A – Practice of Law Cases - Cases Filed in 2019	34
	Appendix B – Practice of Law Cases - Cases Disposed in 2019	35



# SECTION 1

## CASELOAD ACTIVITIES

The following tables provide a summary of the 2019 caseload activity for the Court, including a listing of cases filed, final dispositions, and cases pending on December 31, 2019.

# 2019 CASE STATISTICS

## Summary of Activity

CASES PENDING JANUARY 1, 2019	552
CASES FILED	
Jurisdictional Appeals	1,288
Merit Cases	405
Practice of Law Cases	127
<b>TOTAL CASES FILED</b>	<b>1,820</b>
Cases Filed by Legal Category	
Civil	319
Criminal	888
Domestic Relations, Probate, and Juvenile	89
Miscellaneous <sup>1</sup>	397
Practice of Law	127
CASES DISPOSED	
Jurisdictional Appeals	1,152
Merit Cases	410
Practice of Law Cases	124
<b>TOTAL CASES DISPOSED</b>	<b>1,686</b>
CASES PENDING DECEMBER 31, 2019	686
CLEARANCE RATE	93%

<sup>1</sup>Miscellaneous cases include Certified Conflict Cases, Certified Questions of State Law, Direct Appeals, Original Actions and Administrative Appeals.



# 2019 CASE STATISTICS

Cases Filed

## JURISDICTIONAL APPEALS

Jurisdictional Appeals	1,188
Death Penalty Postconviction Appeals	8
Appeals Involving Termination of Parental Rights/Adoption	20
Appeals from App.R. 26(B) Applications	72
<b>TOTAL</b>	<b>1,288</b>

## MERIT CASES

Original Actions	215
Habeas Corpus Cases	45
Direct Appeals (Cases Originating in Court of Appeals)	95
Certified Conflicts	21
Certified Conflicts Involving Termination of Parental Rights/Adoption	1
Appeals from Board of Tax Appeals	2
Appeals from Public Utilities Commission	11
Appeals from Power Siting Board	0
Death Penalty Cases	8
Appeals from App.R. 26(B) Application in Death Penalty Case	0
Certified Questions of State Law	1
Appeal from Denial of DNA Testing in Capital Case	0
Appeals of Contest of Election under R.C. 3515.15	0
Petition Challenges pursuant to Article II, Section 1g of the Ohio Constitution	1
Contests of an Election pursuant to R.C. 3515.08	0
Cases Purporting to Invoke Unspecified Original Jurisdiction	5
<b>TOTAL</b>	<b>405</b>

## PRACTICE OF LAW CASES<sup>2</sup>

Disciplinary Cases	117
Bar Admission Cases	5
Unauthorized Practice of Law Cases	3
Other Matters Relating to the Practice of Law	2
<b>TOTAL</b>	<b>127</b>
<b>TOTAL CASES FILED</b>	<b>1,820</b>

<sup>2</sup>See Appendix A for a breakdown of cases relating to the practice of law that were filed in 2019.

# 2019 CASE STATISTICS

## Cases Disposed

### JURISDICTIONAL APPEALS<sup>3</sup>

Jurisdictional Appeals	1,049
Death Penalty Postconviction Appeals	9
Appeals Involving Termination of Parental Rights/Adoption	14
Appeals from App.R. 26(B) Applications	79
Petition to Transfer Board of Tax Appeals Appeal from Court of Appeals	1
<b>TOTAL</b>	<b>1,152</b>

### MERIT CASES

Original Actions	199
Habeas Corpus Cases	45
Direct Appeals (Cases Originating in Court of Appeals)	81
Certified Conflicts	8
Certified Conflicts Involving Termination of Parental Rights/Adoption	2
Appeals from Board of Tax Appeals	2
Appeals from Public Utilities Commission	7
Appeals from Power Siting Board	2
Death Penalty Cases	2
Appeal from App.R. 26(B) Application in Death Penalty Case	0
Certified Questions of State Law	0
Appeal from Denial of DNA Testing in Capital Case	0
Appeals of Contest of Election under R.C. 3515.15	0
Petition Challenges pursuant to Article II, Section 1g of the Ohio Constitution	1
Other Merit Cases	18
Jurisdictional Appeals Accepted for Merit Review	43
<b>TOTAL</b>	<b>410</b>

### PRACTICE OF LAW CASES

Disciplinary Cases	116
Bar Admission Cases	3
Unauthorized Practice of Law Cases	3
Other Matters Relating to the Practice of Law	2
<b>TOTAL</b>	<b>124</b>

**TOTAL CASES DISPOSED** **1,686**

<sup>3</sup>This category includes dispositions where the court declined to accept jurisdiction and did not review the merits of the case.

## 2019 CASE STATISTICS

Cases Pending December 31, 2019

### JURISDICTIONAL APPEALS

---

Jurisdictional Appeals	301
Death Penalty Postconviction Appeals	1
Appeals Involving Termination of Parental Rights/Adoption	3
Appeals from App.R. 26(B) Applications	16
Petitions to Transfer Board of Tax Appeals Appeal from Court of Appeals	3
<b>TOTAL</b>	<b>324</b>

### MERIT CASES

---

Original Actions	72
Habeas Corpus Cases	5
Direct Appeals (Cases Originating in Court of Appeals)	70
Certified Conflicts	26
Certified Conflict Involving Termination of Parental Rights/Adoption	2
Appeals from Board of Tax Appeals	1
Appeals from Public Utilities Commission	11
Appeals from Power Siting Board	0
Death Penalty Cases	16
Certified Questions of State Law	3
Appeals from App.R. 26(B) Application in a Death Penalty Case	0
Appeals from Denial of DNA Testing in Capital Case	0
Other Merit Cases	1
Jurisdictional Appeals Accepted for Review	102
<b>TOTAL</b>	<b>309</b>

### PRACTICE OF LAW CASES

---

Disciplinary Cases	47
Bar Admission Cases	3
Unauthorized Practice of Law Cases	3
<b>TOTAL</b>	<b>53</b>

**TOTAL CASES PENDING 686**



# SECTION 2

## CASELOAD

### 2015-2019

The following charts show the caseload activity of the Court, including total cases filed, total cases disposed, total cases pending, and appeals filed by pro se litigants for the years 2015 through 2019.

Also included in this section is a chart reflecting the number and percentage of jurisdictional appeals filed and accepted for review. This chart compares the years 2014 through 2018, because this data is measured by the year in which the appeal was filed. The most recent year for which the data is complete is 2018.

# 2019 CASE STATISTICS

Caseload 2015-2019

## CASES FILED BY CATEGORY – 2019

The clerk’s office categorizes cases according to the following designations:

- Civil
- Criminal
- Practice of Law
- Domestic Relations, Probate & Juvenile
- Miscellaneous.

The categories correspond to those used by Ohio’s courts of appeal.

### CASES BY CATEGORY

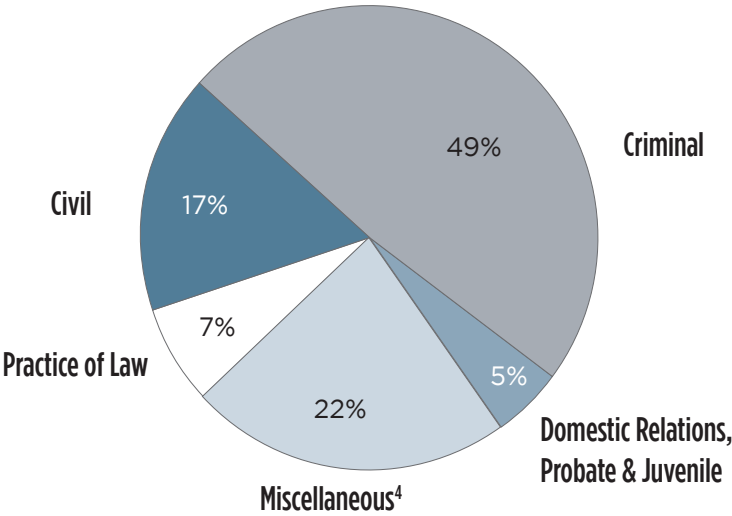
**Civil**  
319 cases (17%)

**Criminal**  
888 cases (49%)

**Practice of Law**  
127 cases (7%)

**Domestic Relations,  
Probate & Juvenile**  
89 cases (5%)

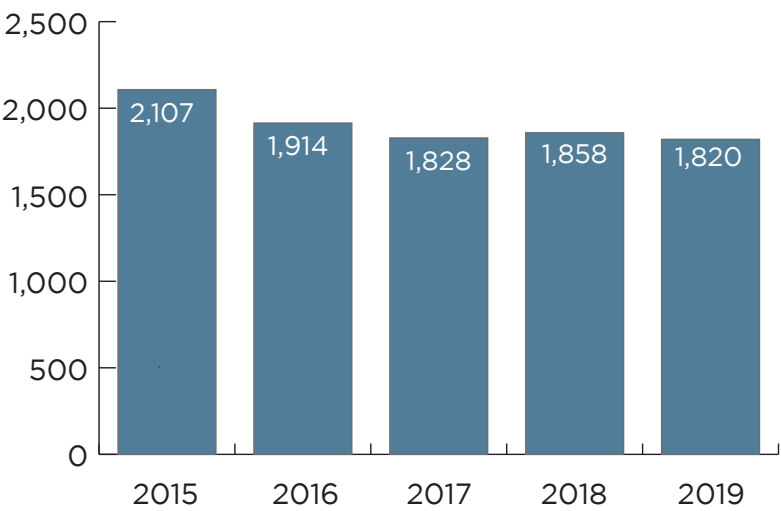
**Miscellaneous<sup>4</sup>**  
397 cases (22%)



<sup>4</sup> Miscellaneous cases include Certified Conflict Cases, Certified Questions of State Law, Direct Appeals, Original Actions, and Administrative Appeals.

CASES FILED 2015-2019

---

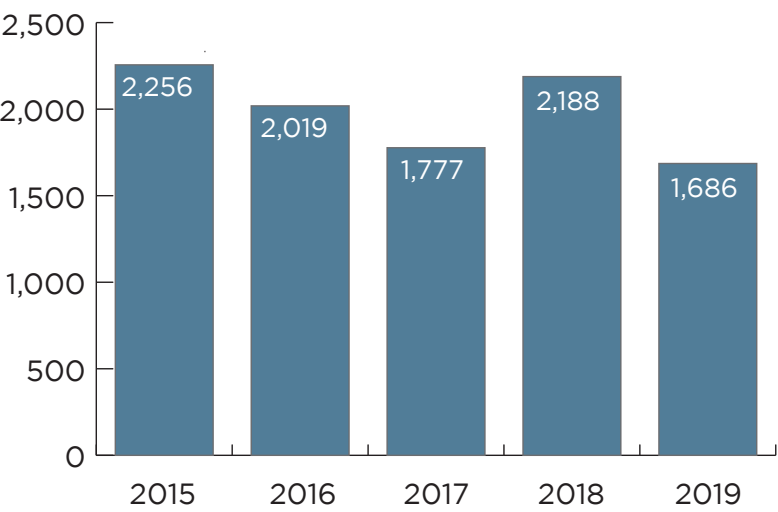


# 2019 CASE STATISTICS

Caseload 2015-2019

CASES DISPOSED 2015-2019

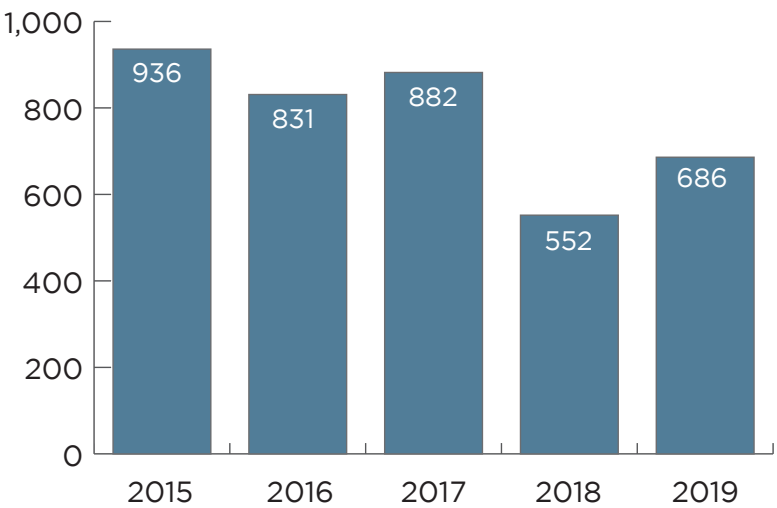
---





CASES PENDING ON THE 31ST DAY OF DECEMBER 2015-2019

---

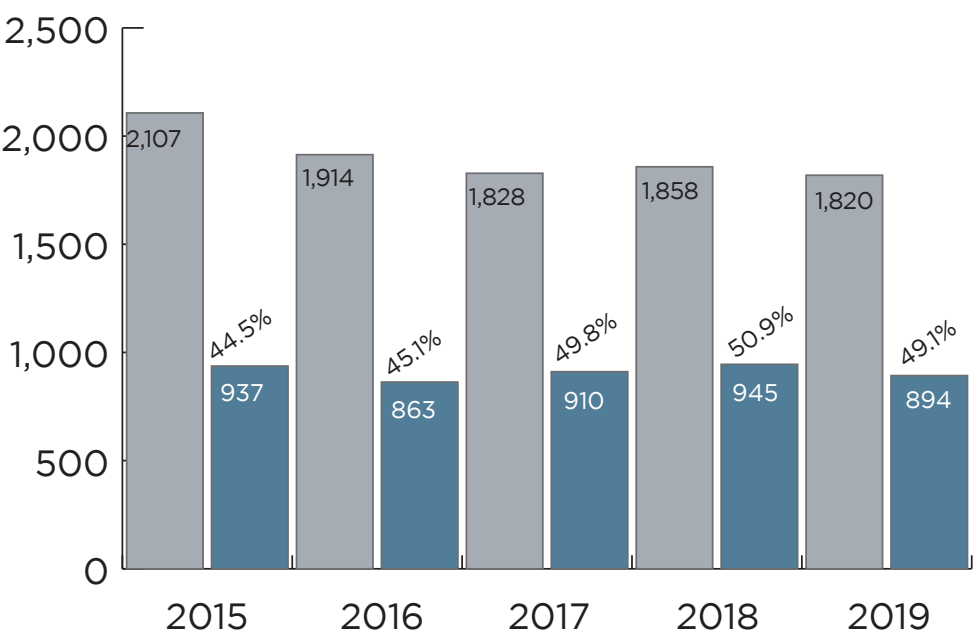


# 2019 CASE STATISTICS

Caseload 2015-2019

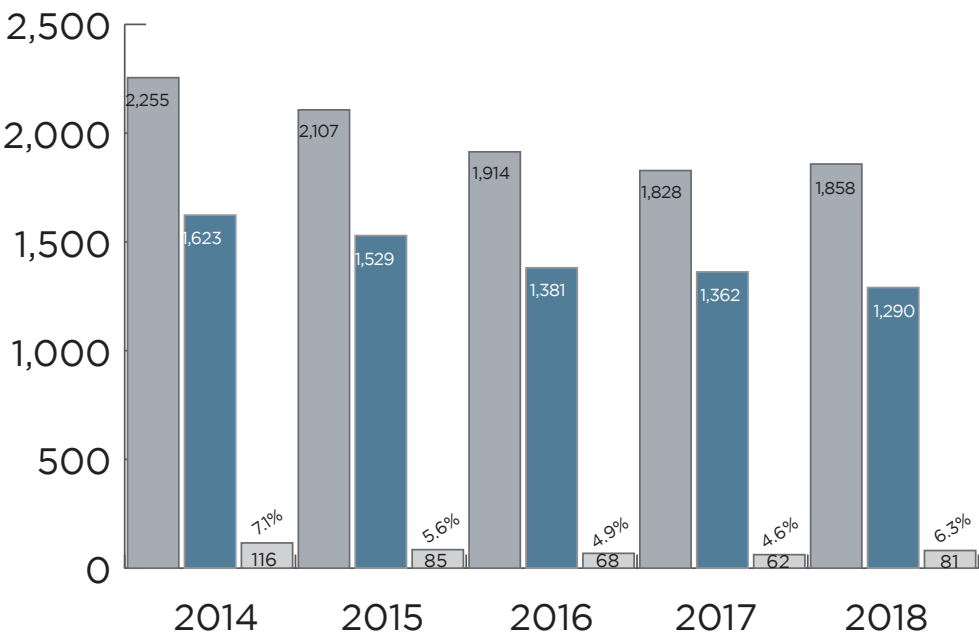
CASES FILED BY PRO SE LITIGANTS 2015-2019

	2015	2016	2017	2018	2019
General Cases	2,107	1,914	1,828	1,858	1,820
Pro se Cases	937	863	910	945	894
Percent Pro se	44.5%	45.1%	49.8%	50.9%	49.1%



JURISDICTIONAL APPEALS FILED 2014-2018  
AND ACCEPTED FOR MERIT REVIEW

	2014	2015	2016	2017	2018
Cases Filed	2,255	2,107	1,914	1,828	1,858
Appeals Filed	1,623	1,529	1,381	1,362	1,290
Appeals Accepted	116	85	68	62	81
Percent Accepted	7.1%	5.6%	4.9%	4.6%	6.3%





# SECTION 3

## TIME TO DISPOSITION

### 2015-2019

The following charts reflect the length of time from the origination of an action to final disposition in various categories of case types, including:

- All cases
- Jurisdictional appeals accepted for merit review
- Original actions
- Disciplinary cases
- Unauthorized practice of law cases
- Bar admission cases
- All cases decided with an opinion.

The charts provide data for the years 2015 through 2019 for purposes of comparison.

# 2019 CASE STATISTICS

Time to Disposition 2015-2019

ALL CASES  
From Case Filing to Final Disposition

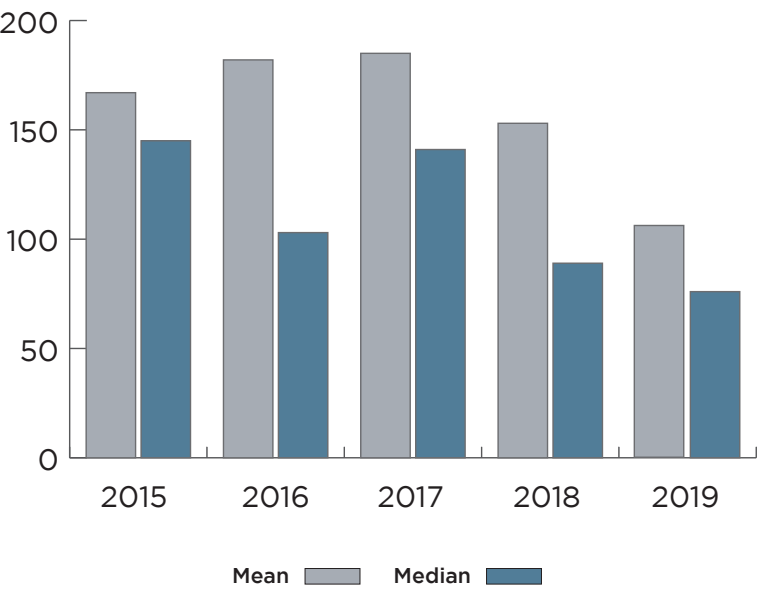
**2015 — 2,256 cases**  
167-day mean  
145-day median

**2016 — 2,019 cases**  
182-day mean  
103-day median

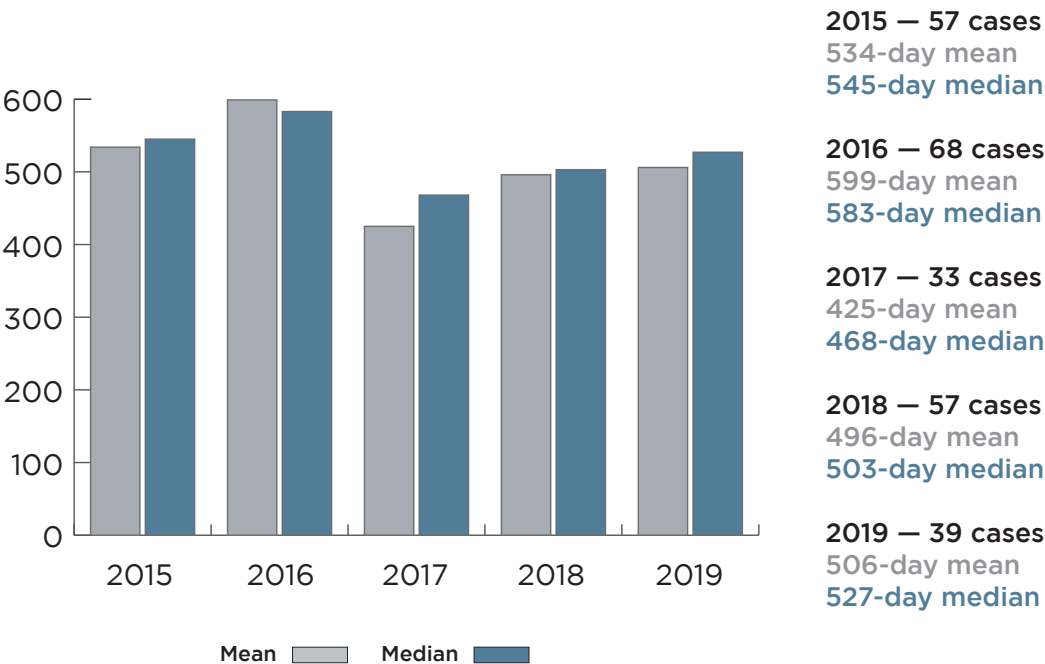
**2017 — 1,777 cases**  
185-day mean  
141-day median

**2018 — 2,188 cases**  
153-day mean  
89-day median

**2019 — 1,686 cases**  
106-day mean  
76-day median



JURISDICTIONAL APPEALS ACCEPTED FOR MERIT REVIEW  
From Filing of Notice of Appeal to Final Disposition



# 2019 CASE STATISTICS

Time to Disposition 2015-2019

## JURISDICTIONAL APPEALS NOT ACCEPTED FOR MERIT REVIEW From Filing of Notice of Appeal to Final Disposition

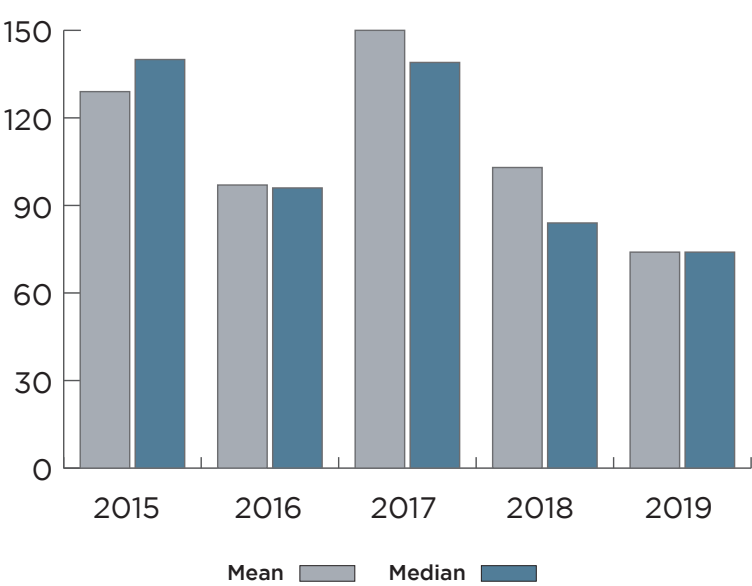
**2015 — 1,618 cases**  
129-day mean  
140-day median

**2016 — 1,211 cases**  
97-day mean  
96-day median

**2017 — 1,252 cases**  
150-day mean  
139-day median

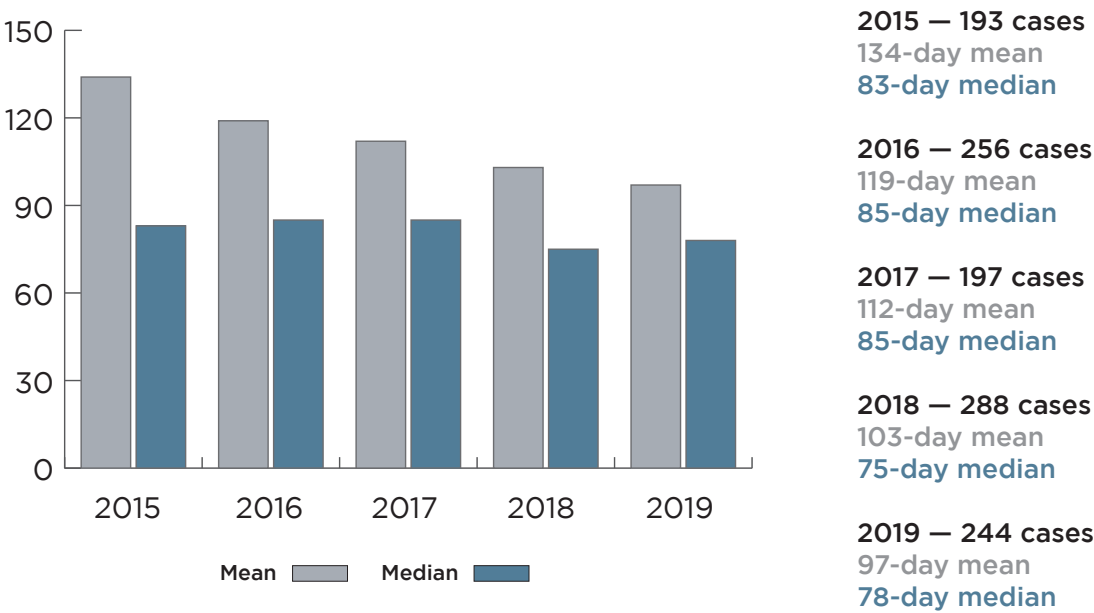
**2018 — 1,483 cases**  
103-day mean  
84-day median

**2019 — 1,153 cases**  
74-day mean  
74-day median





ORIGINAL ACTIONS  
From Filing to Final Disposition



# 2019 CASE STATISTICS

Time to Disposition 2015-2019

## DISCIPLINARY CASES From Case Initiation to Final Disposition

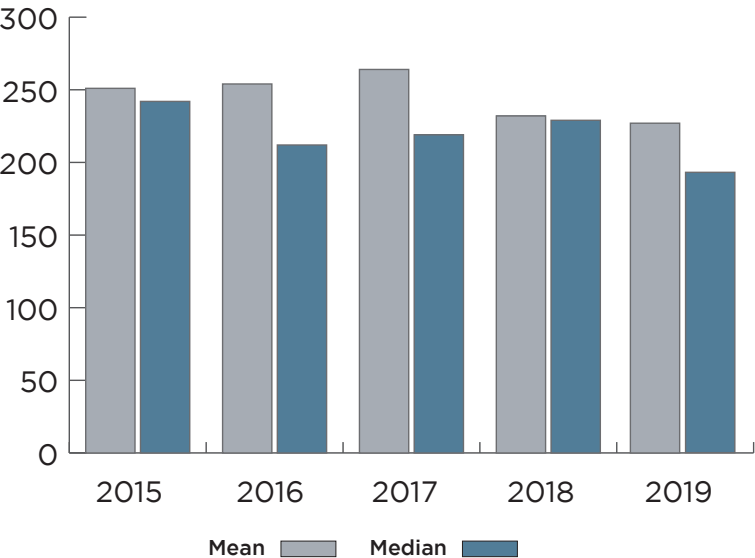
**2015 — 48 cases**  
251-day mean  
242-day median

**2016 — 65 cases**  
254-day mean  
212-day median

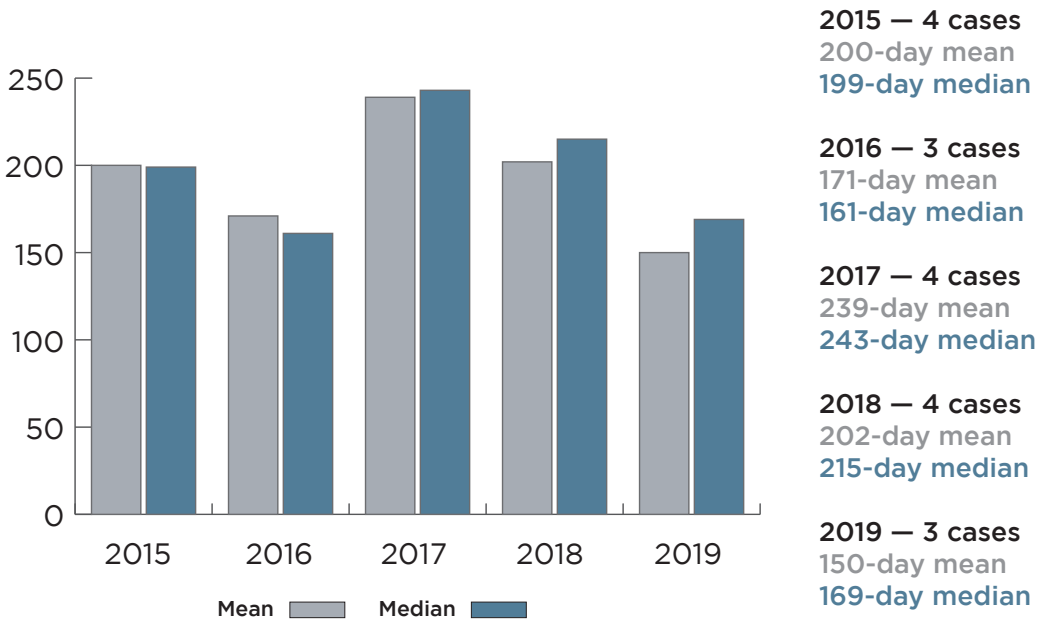
**2017 — 39 cases**  
264-day mean  
219-day median

**2018 — 52 cases**  
232-day mean  
229-day median

**2019 — 47 cases**  
227-day mean  
193-day median



UNAUTHORIZED PRACTICE OF LAW CASES  
From Case Initiation to Final Disposition



# 2019 CASE STATISTICS

Time to Disposition 2015-2019

## BAR ADMISSION CASES From Case Initiation to Final Disposition

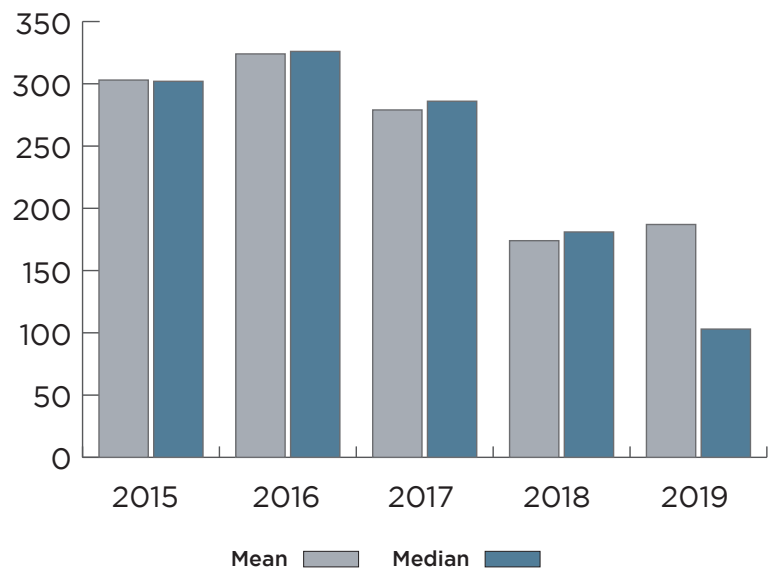
**2015 — 4 cases**  
303-day mean  
302-day median

**2016 — 8 cases**  
324-day mean  
326-day median

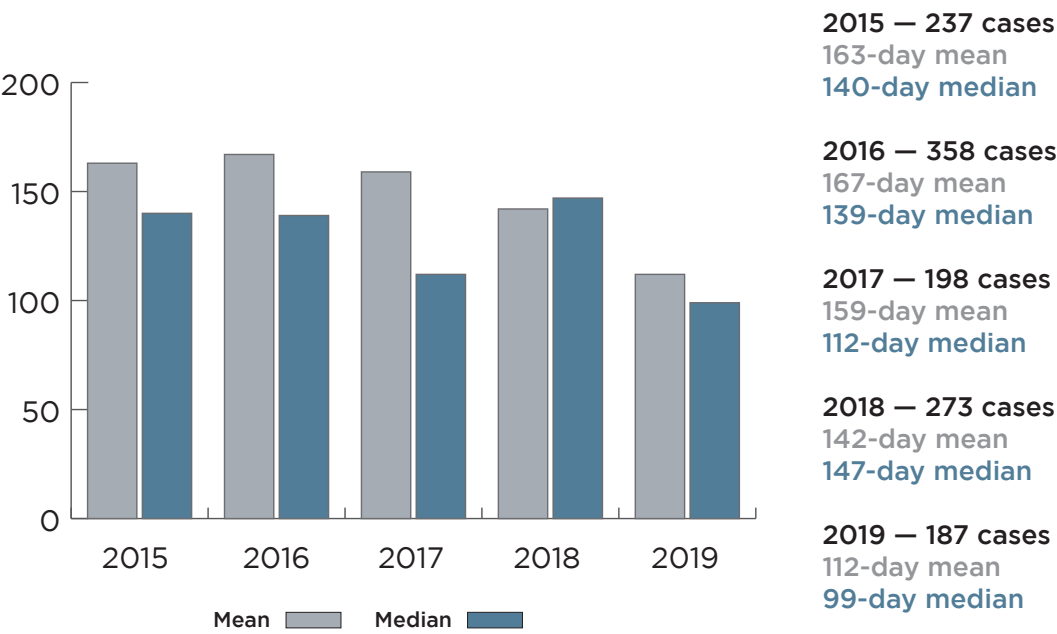
**2017 — 3 cases**  
279-day mean  
286-day median

**2018 — 6 cases**  
174-day mean  
181-day median

**2019 — 3 cases**  
187-day mean  
103-day median



CASES DECIDED WITH AN OPINION  
From Submission to Court Until Issuance of Opinion





# SECTION 4

## BRIEFING TO ORAL ARGUMENT 2015-2019

The following charts show the time from the completion of briefing on a matter until oral argument is held. The time measured includes the six-week advance notice provided to parties who are scheduled to participate in oral argument. The charts provided are for:

- All cases argued
- Practice of law cases argued (including disciplinary cases, bar admission cases, and unauthorized practice of law cases).

# 2019 CASE STATISTICS

Briefing to Oral Argument 2015-2019

ALL CASES ARGUED<sup>5</sup>  
From Completion of Briefing to Oral Argument

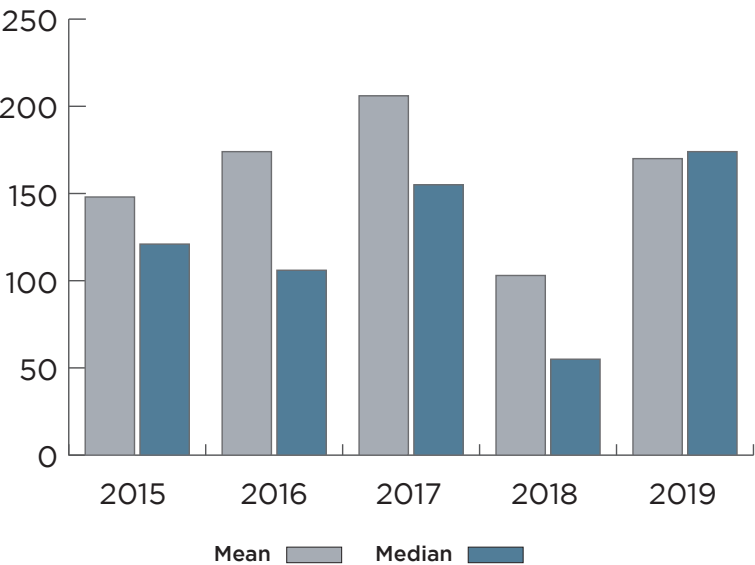
2015 — 89 cases  
148-day mean  
121-day median

2016 — 142 cases  
174-day mean  
106-day median

2017 — 57 cases  
206-day mean  
155-day median

2018 — 93 cases  
103-day mean  
55-day median

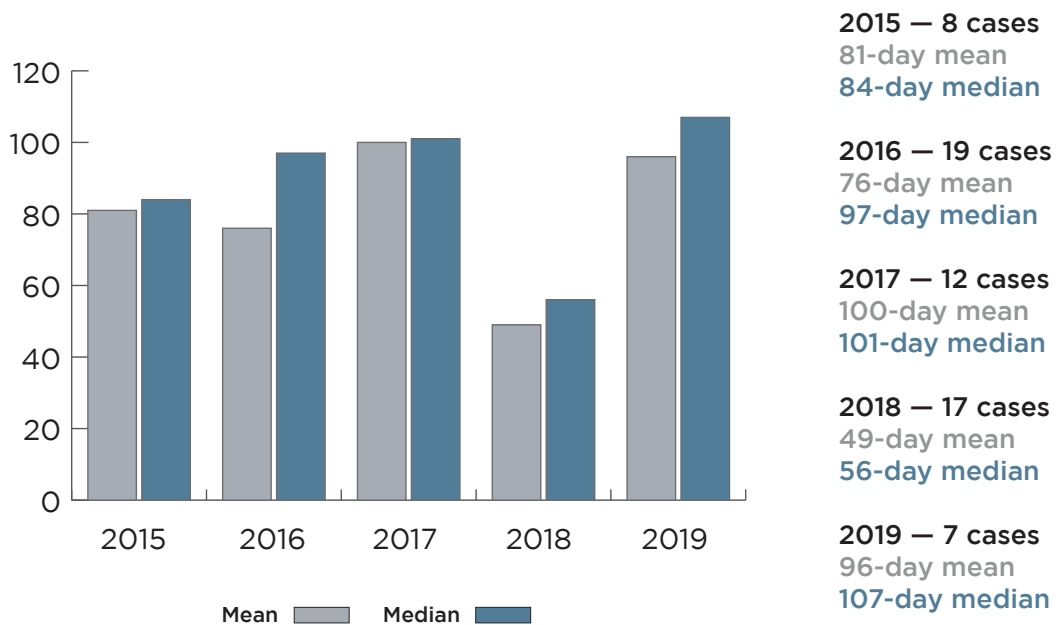
2019 — 50 cases  
170-day mean  
174-day median





**PRACTICE OF LAW CASES ARGUED – Disciplinary Cases, Bar Admission Cases  
& Unauthorized Practice of Law Cases  
From Completion of Briefing to Oral Argument**

---





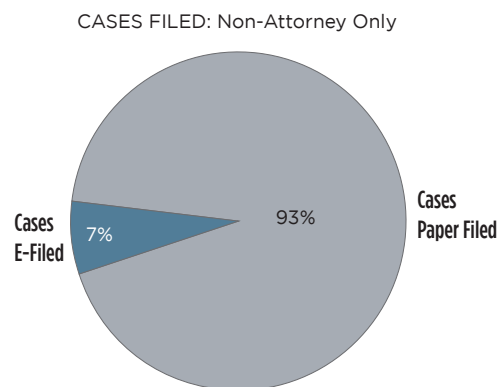
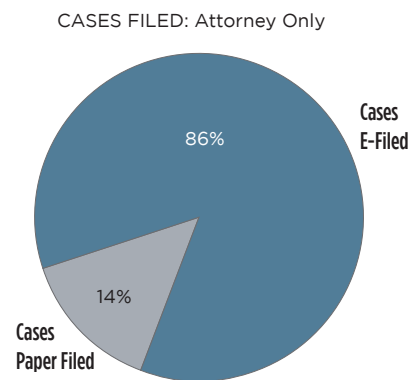
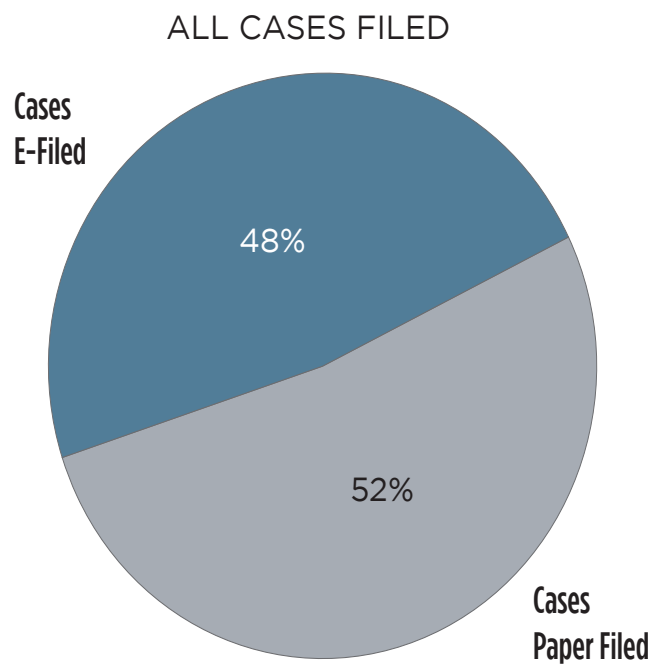
# SECTION 5

## E-FILING

The following charts show a breakdown of the percentage of filings that were filed through the Supreme Court's E-Filing Portal.

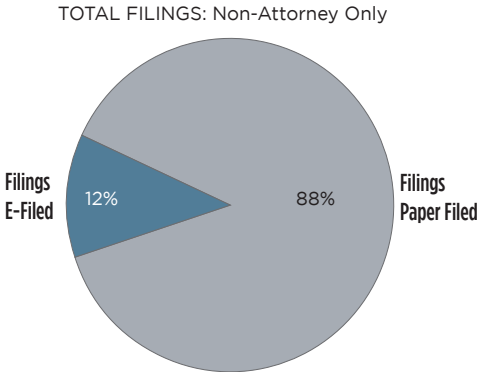
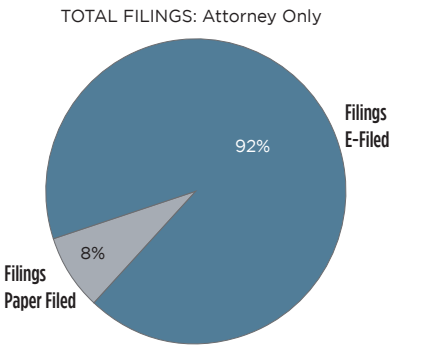
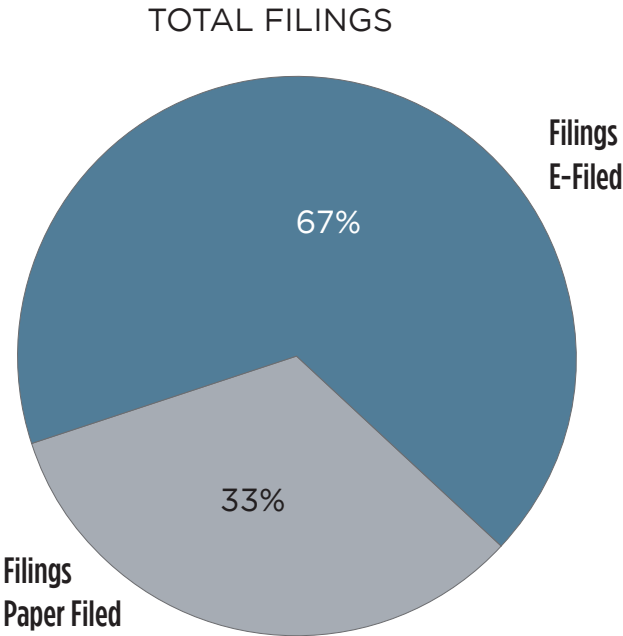
TOTAL NEW CASES FILED 2019

	All	Attorney Only	Non- Attorney Only
Total Cases Filed	1,820	941	879
Cases E-Filed	875 48%	810 86%	65 7%
Cases Paper Filed	945 52%	131 14%	814 93%



TOTAL FILINGS IN 2019

	All	Attorney Only	Non-Attorney Only
Total Filings	9,791	6,729	3,062
Filings E-Filed	6,557 67%	6,191 92%	366 12%
Filings Paper Filed	3,234 33%	538 8%	2,696 88%





# SECTION 6

## APPENDICES

# 2019 CASE STATISTICS

## Appendix A: Practice of Law Cases - Cases Filed

CASES PENDING DECEMBER 31, 2018		50
DISCIPLINARY CASES		
Cases on Report of Board		39
Consent to Discipline Cases		6
Attorney Retirement/Resignation Cases		39
Reciprocal Discipline Cases		3
Cases upon Felony Conviction		15
Disciplinary Default Cases pursuant to Gov.Bar R. V(14)		14
Judge Disciplinary Cases under Gov.Bar R. V		1
	TOTAL	117
BAR ADMISSION CASES		
Character and Fitness Cases		5
	TOTAL	5
UNAUTHORIZED PRACTICE OF LAW CASES		
Unauthorized Practice of Law/On Report of Board		3
	TOTAL	3
OTHER MATTERS RELATING TO THE PRACTICE OF LAW		
Motion to Appear and Show Cause		1
Motion to Quash Subpoena Duces Tecum		1
	TOTAL	2
TOTAL PRACTICE OF LAW CASES FILED		127



## DISCIPLINARY CASES

**Cases On Report of Board**

Public Reprimand	3
Definite Suspension	19
Indefinite Suspension	5
Disbarment	2
Dismissed	1 <sup>6</sup>
<b>TOTAL</b>	<b>30</b>

**Consent to Discipline Cases**

Public Reprimand	4
Definite Suspension	6
Dismissed	1 <sup>7</sup>
<b>TOTAL</b>	<b>11</b>

**Attorney Retirement/Resignation Cases**

Retirement Accepted	24
Resignation Accepted with Disciplinary Action Pending	12
Resignation Denied	1
<b>TOTAL</b>	<b>37</b>

**Reciprocal Discipline Cases**

Public Reprimand	2
Definite Suspension	2
Dismissed	1
<b>TOTAL</b>	<b>5</b>

**Cases Upon Felony Conviction**

Interim Suspension	14
Remanded to board	1
<b>TOTAL</b>	<b>15</b>

**Consent to Discipline Cases on Remand**

Definite Suspension	3
---------------------	---

**Disciplinary Default Cases pursuant to Gov.Bar R. V(14)**

Definite Suspension	1
Indefinite Suspension	8
Dismissed	3 <sup>8</sup>
<b>TOTAL</b>	<b>12</b>

<sup>6</sup>Case No. 2019-0807 was dismissed upon the death of the attorney.<sup>7</sup>Case No. 2018-0258 was dismissed following the filing of a new case on remand.<sup>8</sup>Case Nos. 2018-1256 and 2019-0133 were dismissed upon the acceptance of the attorneys' resignations from the practice of law with disciplinary action pending. Case No. 2018-1840 was dismissed upon the disbarment of the attorney.

2019 CASE STATISTICS

Practice of Law Cases - Cases Disposed - Continued

<b>Judge Disciplinary Cases under Gov. Bar R.V</b>	
Public reprimand	1
Definite suspension	1
Indefinite suspension	1
TOTAL	<b>3</b>
BAR ADMISSION CASES	
<b>Character and Fitness Cases</b>	
Applicant Approved	2
Applicant Disapproved, May Reapply	1
TOTAL	<b>3</b>
UNAUTHORIZED PRACTICE OF LAW CASES	
<b>Cases On Report of Board</b>	
Respondent Enjoined from Actions Constituting the Unauthorized Practice of Law and Civil Penalty Imposed	1
Dismissed	1 <sup>9</sup>
<b>Cases On Consent Decree</b>	
Respondent Enjoined from Actions Constituting the Unauthorized Practice of Law	1
TOTAL	<b>3</b>
OTHER MATTERS RELATING TO THE PRACTICE OF LAW	
Attorney suspended pending compliance	1
Motion to quash subpoena duces tecum denied	1
TOTAL	<b>2</b>
<b>TOTAL PRACTICE OF LAW CASES DISPOSED</b>	<b>124</b>
CASES PENDING DECEMBER 31, 2019	53
PRACTICE OF LAW CLEARANCE RATE	97%

<sup>9</sup>Case No. 2018-1854 was dismissed upon the death of the respondent.

PUBLISHED BY  
THE SUPREME COURT *of* OHIO  
Office of the Clerk  
March 2020







## THE SUPREME COURT *of* OHIO

---

OFFICE OF THE CLERK  
65 South Front Street  
Columbus, Ohio 43215-3431  
[supremecourt.ohio.gov](http://supremecourt.ohio.gov)