



THE SUPREME COURT *of* OHIO

2018



CASE STATISTICS

Prepared by
Office of the Clerk



THE SUPREME COURT *of* OHIO

CASE STATISTICS

Maureen O'Connor
Chief Justice

Terrence O'Donnell
Justice until Dec. 31, 2018

Sharon L. Kennedy

Judith L. French

Patrick F. Fischer

R. Patrick DeWine

Mary DeGenaro
Justice until Jan. 1, 2019

Michael P. Donnelly
Justice beginning Jan. 1, 2019

Melody J. Stewart
Justice beginning Jan. 2, 2019
Justices

Stephanie E. Hess
Interim Administrative Director

Prepared by
Office of the Clerk

Sandra H. Grosko ▪ Clerk of the Court



TABLE OF CONTENTS

1.	CASELOAD ACTIVITIES	1
	Summary of 2018 Caseload Activity	2
	Cases Filed	3
	Cases Disposed	4
	Cases Pending on December 31, 2018	5
2.	CASELOAD 2014-2018	7
	Cases Filed by Category – 2018	8
	Cases Filed	9
	Cases Disposed	10
	Cases Pending	11
	Cases Filed by Pro Se Litigants	12
	Jurisdictional Appeals Filed 2013 - 2017 and Accepted for Merit Review	13
3.	TIME TO DISPOSITION 2014-2018	15
	All Cases	16
	Jurisdictional Appeals Accepted for Merit Review	17
	Jurisdictional Appeals Not Accepted for Merit Review	18
	Original Actions	19
	Disciplinary Cases	20
	Unauthorized Practice of Law Cases	21
	Bar Admission Cases	22
	Cases Decided with an Opinion	23
4.	BRIEFING TO ORAL ARGUMENT 2014-2018	25
	All Cases Argued	26
	Practice of Law Cases Argued	27
5.	E-FILING	29
	Total New Cases Filed	30
	Total Attorney New Cases Filed	30
	Total Non-Attorney New Cases Filed	30
	Total Filings	31
	Total Attorney Filings	31
	Total Non-Attorney Filings	31
6.	APPENDICES	33
	Appendix A – Practice of Law Cases - Cases Filed in 2018	34
	Appendix B – Practice of Law Cases - Cases Disposed in 2018	35



SECTION 1

CASELOAD ACTIVITIES

The following tables provide a summary of the 2018 caseload activity for the Court, including a listing of cases filed, final dispositions, and cases pending on December 31, 2018.

2018 CASE STATISTICS

Summary of Activity

CASES PENDING JANUARY 1, 2018	882
<hr/>	
CASES FILED	
<hr/>	
Jurisdictional Appeals	1,299
Merit Cases	428
Practice of Law Cases	131
TOTAL CASES FILED	1,858
 Cases Filed by Legal Category	
Civil	329
Criminal	896
Domestic Relations, Probate, and Juvenile	68
Miscellaneous ¹	434
Practice of Law	131
 <hr/>	
CASES DISPOSED	
<hr/>	
Jurisdictional Appeals	1,508
Merit Cases	559
Practice of Law Cases	121
TOTAL CASES DISPOSED	2,188
 <hr/>	
CASES PENDING DECEMBER 31, 2018	552
<hr/>	
CLEARANCE RATE	118%
<hr/>	

¹Miscellaneous cases include Certified Conflict Cases, Certified Questions of State Law, Direct Appeals, Original Actions and Administrative Appeals.

2018 CASE STATISTICS

Cases Filed

JURISDICTIONAL APPEALS

Jurisdictional Appeals	1,191
Death Penalty Postconviction Appeals	8
Appeals Involving Termination of Parental Rights/Adoption	15
Appeals from App.R. 26(B) Applications	76
Petition to Transfer Board of Tax Appeals Appeal from Court of Appeals	9
TOTAL	1,299

MERIT CASES

Original Actions	224
Habeas Corpus Cases	58
Direct Appeals (Cases Originating in Court of Appeals)	73
Certified Conflicts	14
Certified Conflicts Involving Termination of Parental Rights/Adoption	3
Appeals from Board of Tax Appeals	1
Appeals from Public Utilities Commission	5
Appeals from Power Siting Board	1
Death Penalty Cases	5
Appeals from App.R. 26(B) Application in Death Penalty Case	0
Certified Questions of State Law	2
Appeal from Denial of DNA Testing in Capital Case	0
Appeals of Contest of Election under R.C. 3515.15	0
Petition Challenges pursuant to Article II, Section 1g of the Ohio Constitution	1
Contests of an Election pursuant to R.C. 3515.08	0
Cases Purporting to Invoke Unspecified Original Jurisdiction	41
TOTAL	428

PRACTICE OF LAW CASES²

Disciplinary Cases	120
Bar Admission Cases	5
Unauthorized Practice of Law Cases	6
TOTAL	131

TOTAL CASES FILED

1,858

²See Appendix A for a breakdown of cases relating to the practice of law that were filed in 2018.

2018 CASE STATISTICS

Cases Disposed

JURISDICTIONAL APPEALS³

Jurisdictional Appeals	1,408
Death Penalty Postconviction Appeals	7
Appeals Involving Termination of Parental Rights/Adoption	14
Appeals from App.R. 26(B) Applications	72
Petition to Transfer Board of Tax Appeals Appeal from Court of Appeals	7
TOTAL	1,508

MERIT CASES

Original Actions	229
Habeas Corpus Cases	61
Direct Appeals (Cases Originating in Court of Appeals)	83
Certified Conflicts	12
Certified Conflicts Involving Termination of Parental Rights/Adoption	0
Appeals from Board of Tax Appeals	66
Appeals from Public Utilities Commission	9
Appeals from Power Siting Board	1
Death Penalty Cases	6
Appeal from App.R. 26(B) Application in Death Penalty Case	0
Certified Questions of State Law	4
Appeal from Denial of DNA Testing in Capital Case	1
Appeals of Contest of Election under R.C. 3515.15	0
Petition Challenges pursuant to Article II, Section 1g of the Ohio Constitution	1
Other Merit Cases	28
Jurisdictional Appeals Accepted for Merit Review	58
TOTAL	559

PRACTICE OF LAW CASES

Disciplinary Cases	111
Bar Admission Cases	6
Unauthorized Practice of Law Cases	4
TOTAL	121

TOTAL CASES DISPOSED **2,188**

³This category includes dispositions where the court declined to accept jurisdiction and did not review the merits of the case.

2018 CASE STATISTICS

Cases Pending December 31, 2018

JURISDICTIONAL APPEALS

Jurisdictional Appeals	233
Death Penalty Postconviction Appeals	2
Appeals Involving Termination of Parental Rights/Adoption	0
Appeals from App.R. 26(B) Applications	23
Petitions to Transfer Board of Tax Appeals Appeal from Court of Appeals	4
TOTAL	262

MERIT CASES

Original Actions	56
Habeas Corpus Cases	5
Direct Appeals (Cases Originating in Court of Appeals)	56
Certified Conflicts	13
Certified Conflict Involving Termination of Parental Rights/Adoption	3
Appeals from Board of Tax Appeals	1
Appeals from Public Utilities Commission	7
Appeals from Power Siting Board	2
Death Penalty Cases	10
Certified Questions of State Law	2
Appeals from App.R. 26(B) Application in a Death Penalty Case	0
Appeals from Denial of DNA Testing in Capital Case	0
Other Merit Cases	14
Jurisdictional Appeals Accepted for Review	71
TOTAL	240

PRACTICE OF LAW CASES

Disciplinary Cases	46
Bar Admission Cases	1
Unauthorized Practice of Law Cases	3
TOTAL	50

TOTAL CASES PENDING **552**



SECTION 2

CASELOAD

2014-2018

The following charts show the caseload activity of the Court, including total cases filed, total cases disposed, total cases pending, and appeals filed by pro se litigants for the years 2014 through 2018.

Also included in this section is a chart reflecting the number and percent of jurisdictional appeals filed and accepted for review. This chart compares the years 2013 through 2017, because this data is measured by the year in which the appeal was filed. The most recent year for which the data is complete is 2017.

2018 CASE STATISTICS

Caseload 2014-2018

CASES FILED BY CATEGORY – 2018

The clerk’s office categorizes cases according to the following designations:

- Civil
- Criminal
- Practice of Law
- Domestic Relations, Probate & Juvenile
- Miscellaneous.

The categories correspond to those used by Ohio’s courts of appeal.

CASES BY CATEGORY

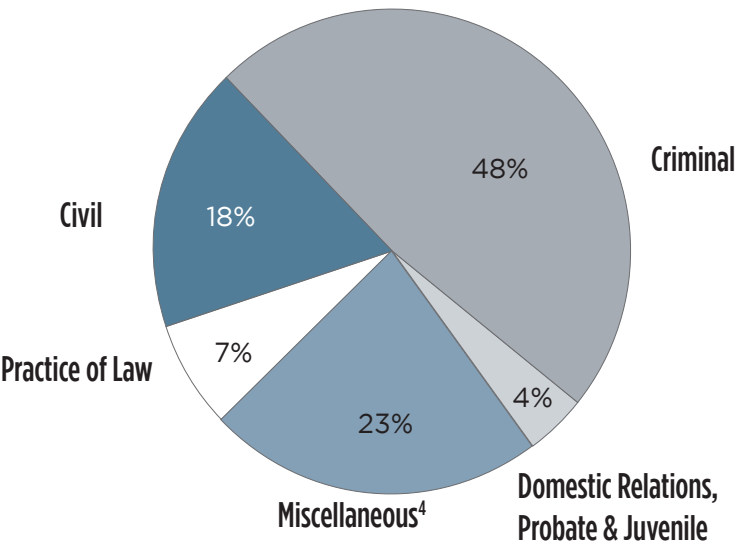
Civil
329 cases (18%)

Criminal
896 cases (48%)

Practice of Law
131 cases (7%)

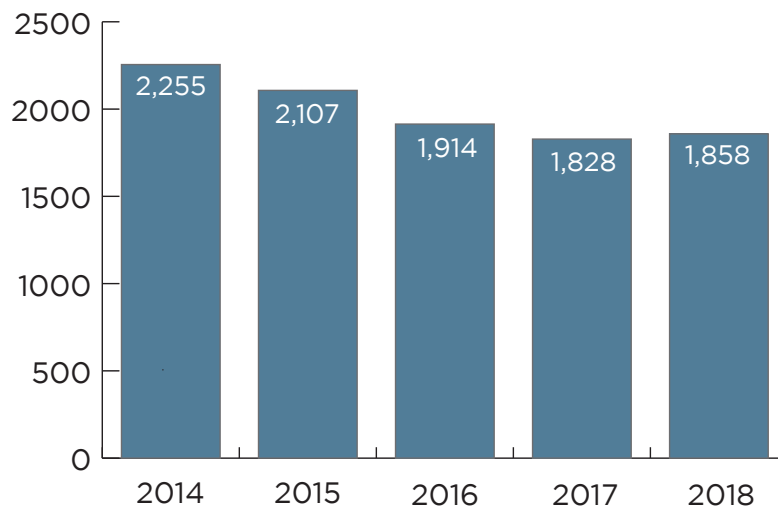
**Domestic Relations,
Probate & Juvenile**
68 cases (4%)

Miscellaneous⁴
434 cases (23%)



⁴ Miscellaneous cases include Certified Conflict Cases, Certified Questions of State Law, Direct Appeals, Original Actions, and Administrative Appeals.

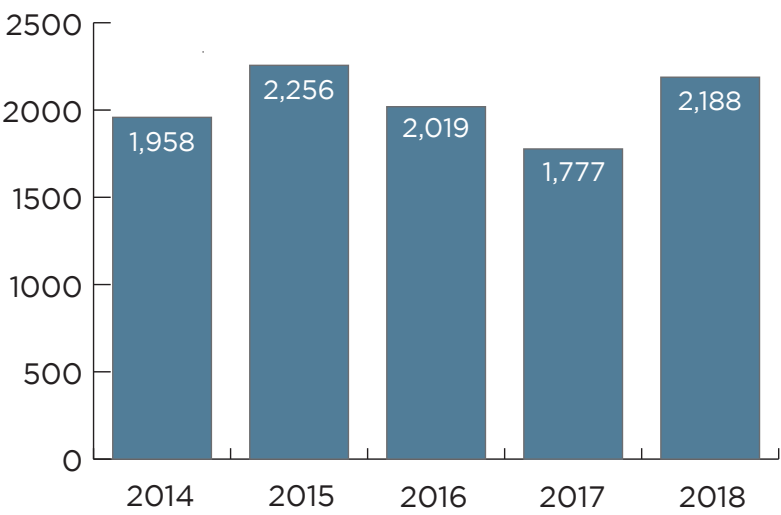
CASES FILED 2014-2018



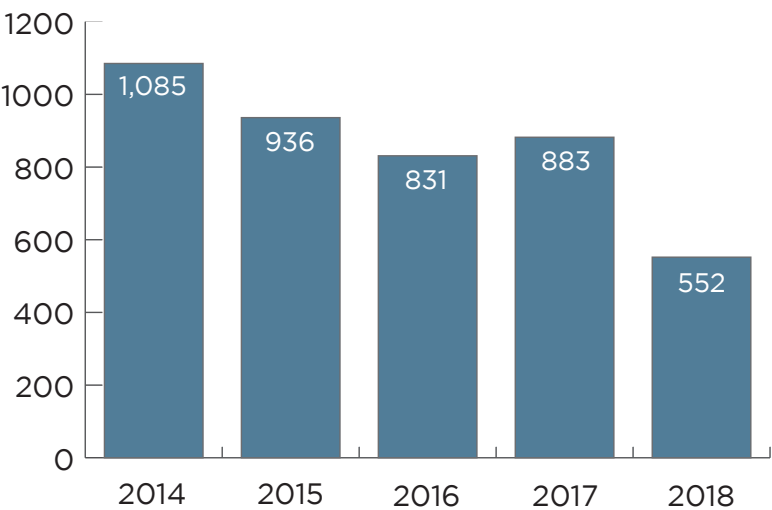
2018 CASE STATISTICS

Caseload 2014-2018

CASES DISPOSED 2014-2018



CASES PENDING ON THE 31ST DAY OF DECEMBER 2014-2018

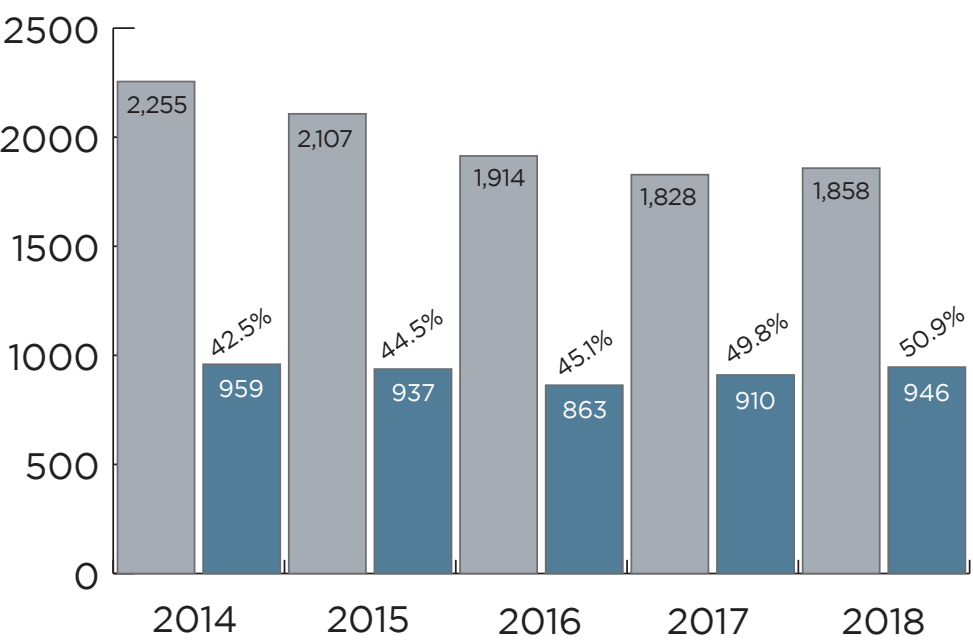


2018 CASE STATISTICS

Caseload 2014-2018

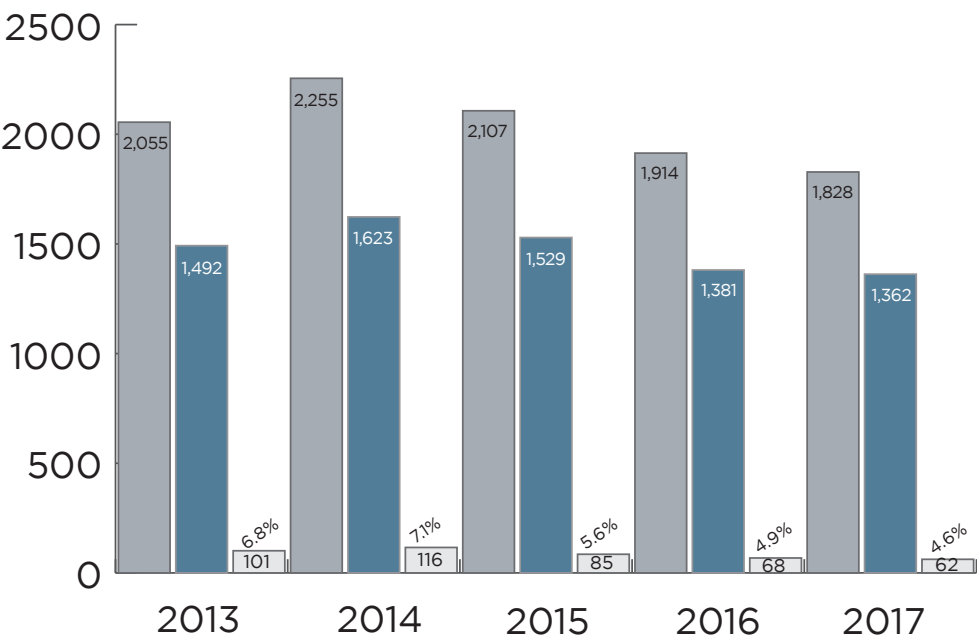
CASES FILED BY PRO SE LITIGANTS 2014-2018

	2014	2015	2016	2017	2018
General Cases	2,255	2,107	1,914	1,828	1,858
Pro se Cases	959	937	863	910	946
Percent Pro se	42.5%	44.5%	45.1%	49.8%	50.9%



JURISDICTIONAL APPEALS FILED 2013-2017
AND ACCEPTED FOR MERIT REVIEW

	2013	2014	2015	2016	2017
Cases Filed	2,055	2,255	2,107	1,914	1,828
Appeals Filed	1,492	1,623	1,529	1,381	1,362
Appeals Accepted	101	116	85	68	62
Percent Accepted	6.8%	7.1%	5.6%	4.9%	4.6%





SECTION 3

TIME TO DISPOSITION

2014-2018

The following charts reflect the length of time from the origination of an action to final disposition in various categories of case types, including:

- All cases
- Jurisdictional appeals accepted for merit review
- Original actions
- Disciplinary cases
- Unauthorized practice of law cases
- Bar admission cases
- All cases decided with an opinion.

The charts provide data for the years 2014 through 2018 for purposes of comparison.

2018 CASE STATISTICS

Time to Disposition 2014-2018

ALL CASES
From Case Filing to Final Disposition

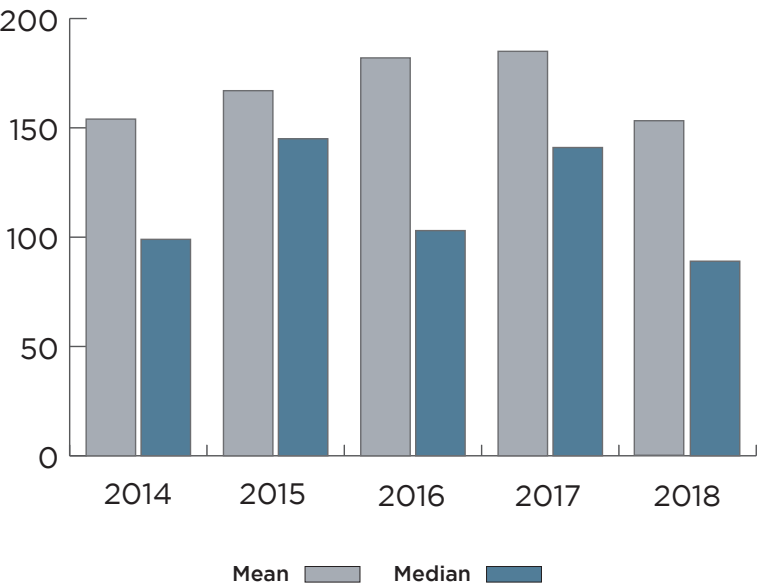
2014 — 1,958 cases
154-day mean
99-day median

2015 — 2,256 cases
167-day mean
145-day median

2016 — 2,019 cases
182-day mean
103-day median

2017 — 1,777 cases
185-day mean
141-day median

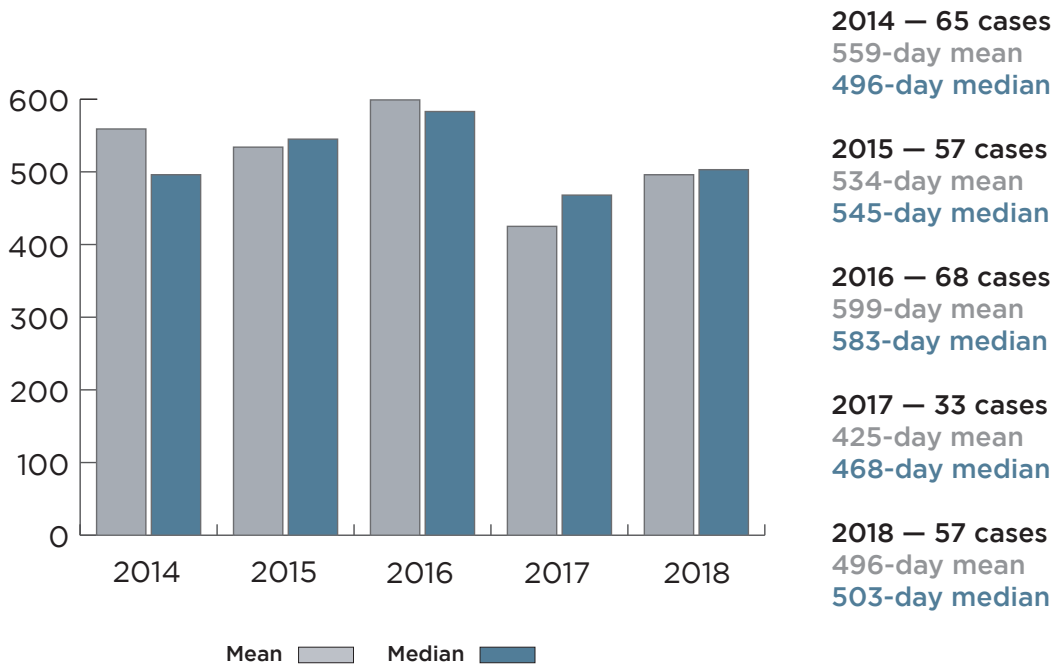
2018 — 2,188 cases
153-day mean
89-day median



2018 CASE STATISTICS

Time to Disposition 2014-2018

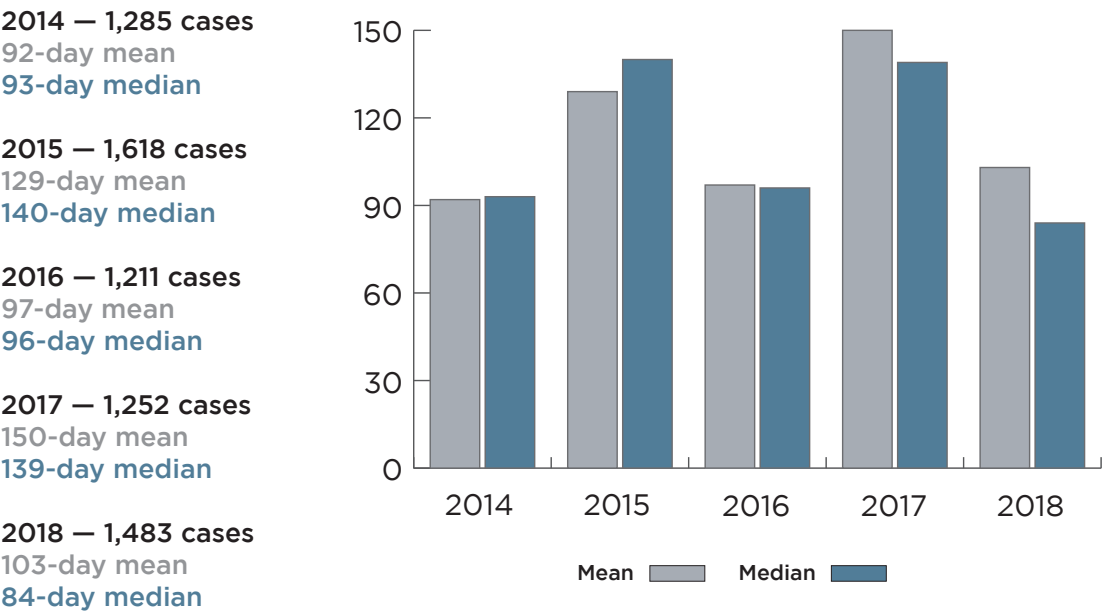
JURISDICTIONAL APPEALS ACCEPTED FOR MERIT REVIEW From Filing of Notice of Appeal to Final Disposition



2018 CASE STATISTICS

Time to Disposition 2014-2018

JURISDICTIONAL APPEALS NOT ACCEPTED FOR MERIT REVIEW From Filing of Notice of Appeal to Final Disposition

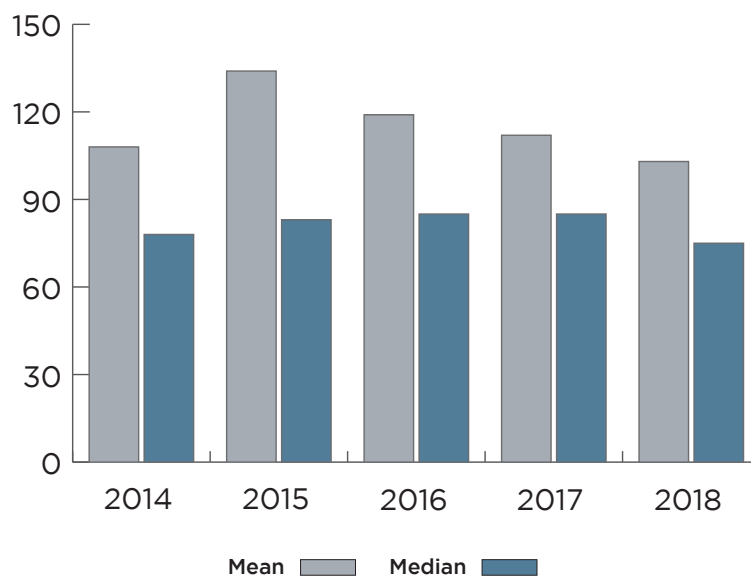


2018 CASE STATISTICS

Time to Disposition 2014-2018

ORIGINAL ACTIONS

From Filing to Final Disposition



2014 — 212 cases

108-day mean

78-day median

2015 — 193 cases

134-day mean

83-day median

2016 — 256 cases

119-day mean

85-day median

2017 — 197 cases

112-day mean

85-day median

2018 — 288 cases

103-day mean

75-day median

2018 CASE STATISTICS

Time to Disposition 2014-2018

DISCIPLINARY CASES From Case Initiation to Final Disposition

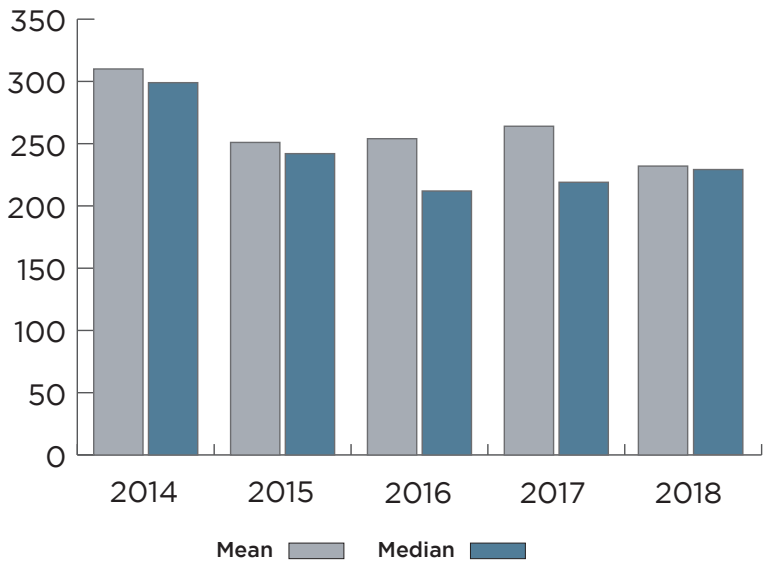
2014 — 54 cases
310-day mean
299-day median

2015 — 48 cases
251-day mean
242-day median

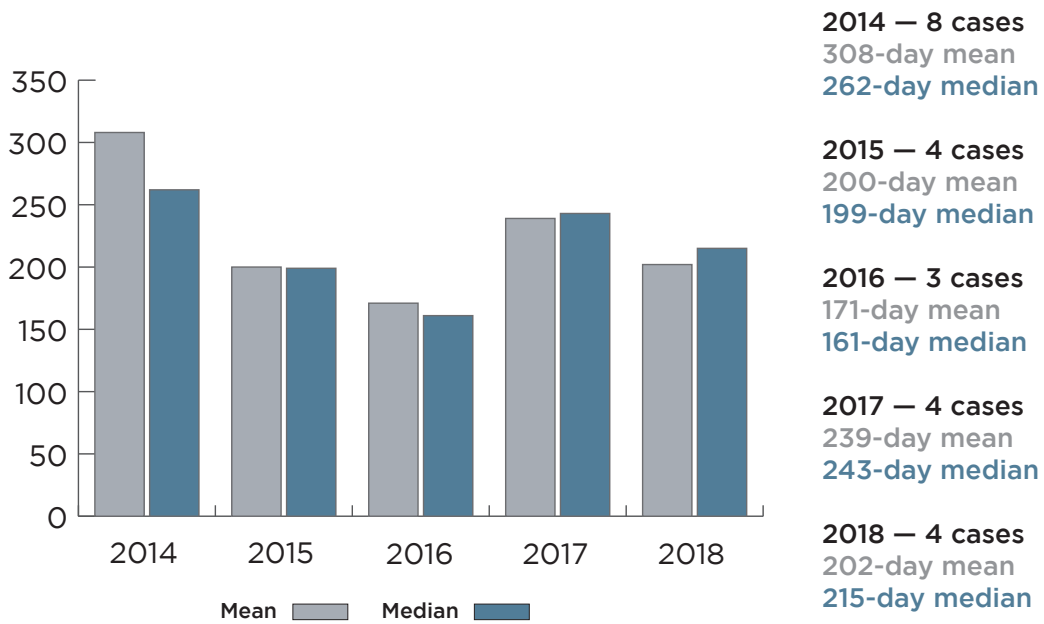
2016 — 65 cases
254-day mean
212-day median

2017 — 39 cases
264-day mean
219-day median

2018 — 52 cases
232-day mean
229-day median



UNAUTHORIZED PRACTICE OF LAW CASES From Case Initiation to Final Disposition



2018 CASE STATISTICS

Time to Disposition 2014-2018

BAR ADMISSION CASES From Case Initiation to Final Disposition

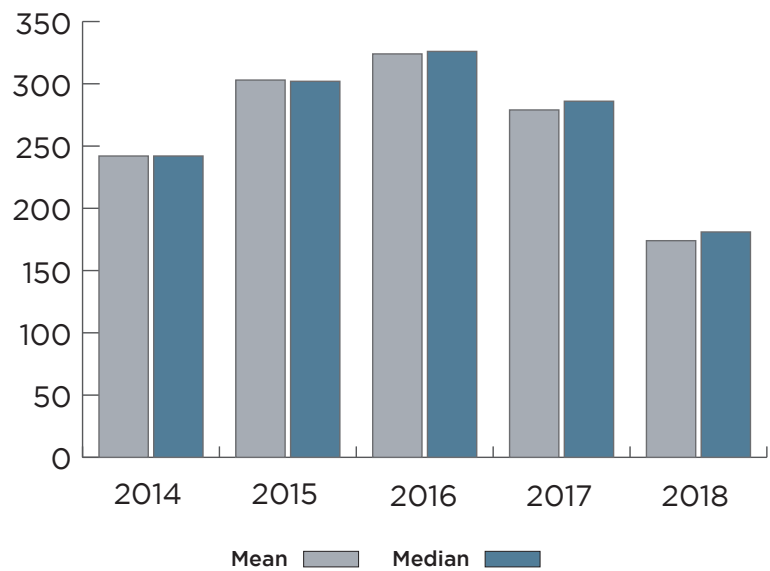
2014 — 2 cases
242-day mean
242-day median

2015 — 4 cases
303-day mean
302-day median

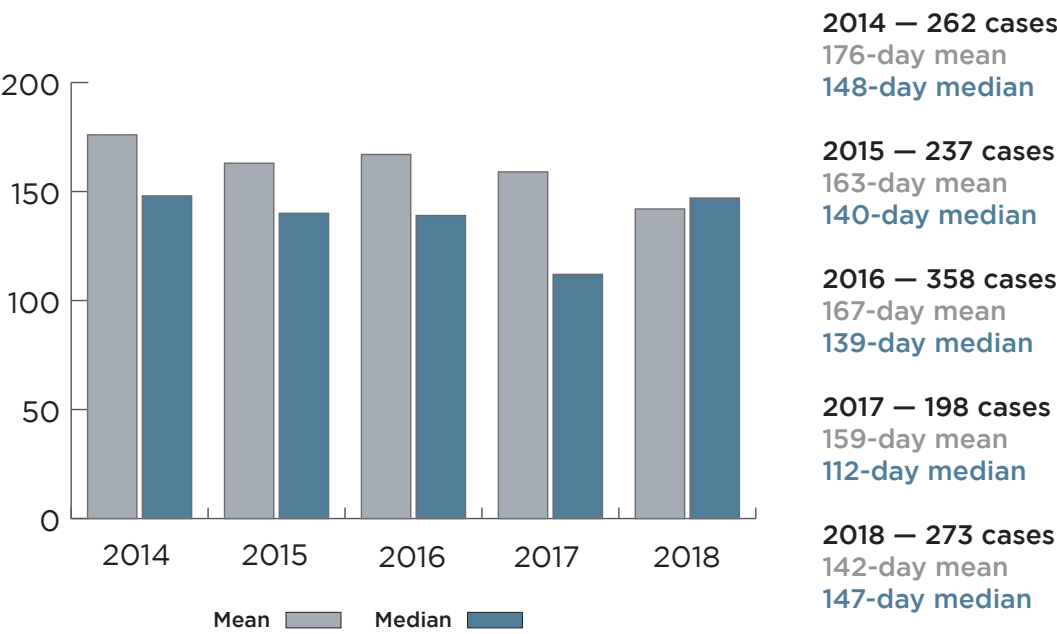
2016 — 8 cases
324-day mean
326-day median

2017 — 3 cases
279-day mean
286-day median

2018 — 6 cases
174-day mean
181-day median



CASES DECIDED WITH AN OPINION
From Submission to Court Until Issuance of Opinion





SECTION 4

BRIEFING TO ORAL ARGUMENT 2014-2018

The following charts show the time from the completion of briefing on a matter until oral argument is held. The time measured includes the six-week advance notice provided to parties who are scheduled to participate in oral argument. The charts provided are for:

- All cases argued
- Practice of law cases argued (including disciplinary cases, bar admission cases, and unauthorized practice of law cases).

2018 CASE STATISTICS

Briefing to Oral Argument 2014-2018

ALL CASES ARGUED⁵
From Completion of Briefing to Oral Argument

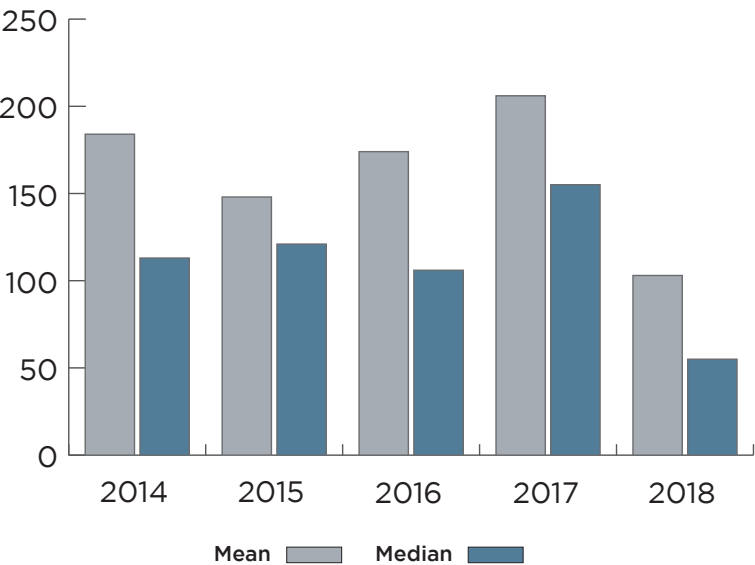
2014 — 123 cases
184-day mean
113-day median

2015 — 89 cases
148-day mean
121-day median

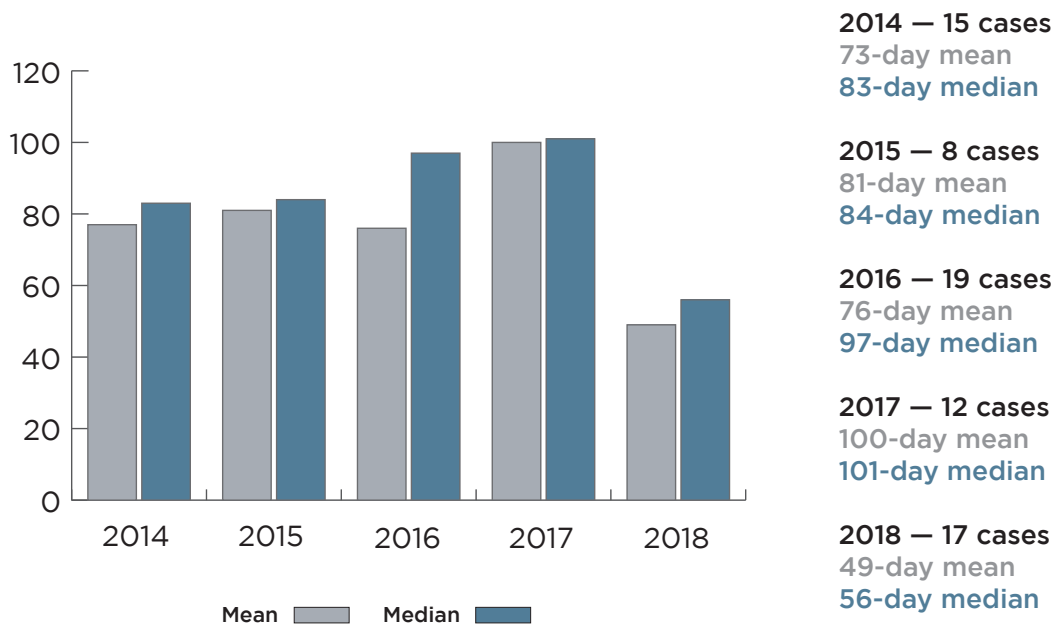
2016 — 142 cases
174-day mean
106-day median

2017 — 57 cases
206-day mean
155-day median

2018 — 93 cases
103-day mean
55-day median



PRACTICE OF LAW CASES ARGUED – Disciplinary Cases, Bar Admission Cases & Unauthorized Practice of Law Cases From Completion of Briefing to Oral Argument





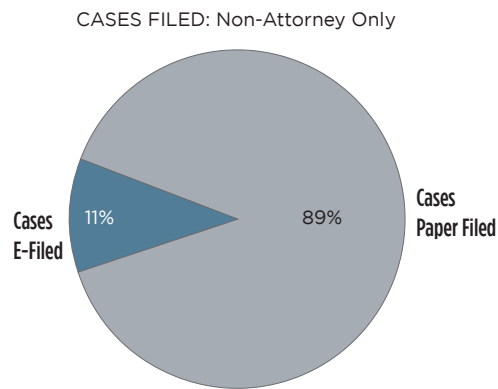
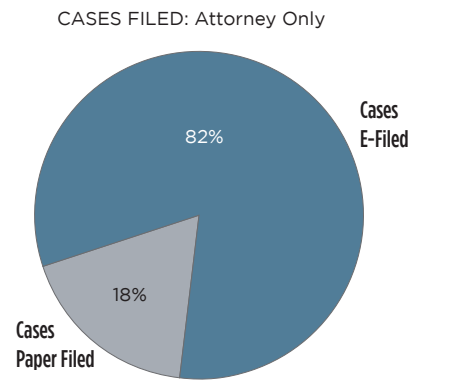
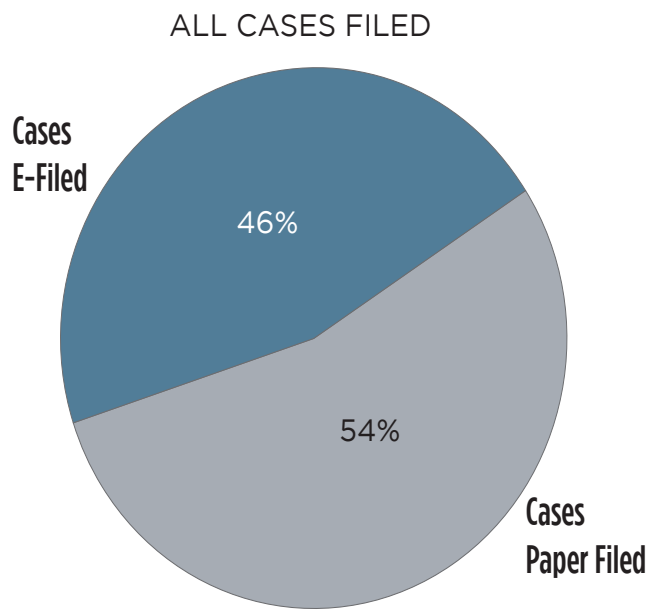
SECTION 5

E-FILING

The following charts show a breakdown of the percentage of filings that were filed through the Supreme Court's E-Filing Portal.

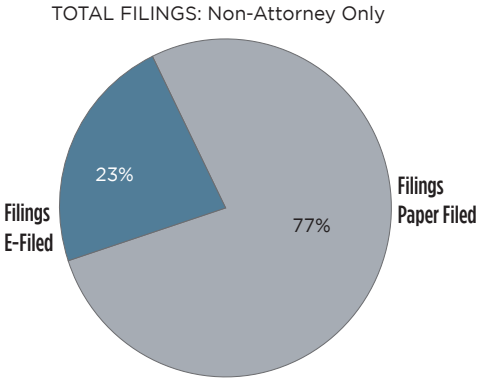
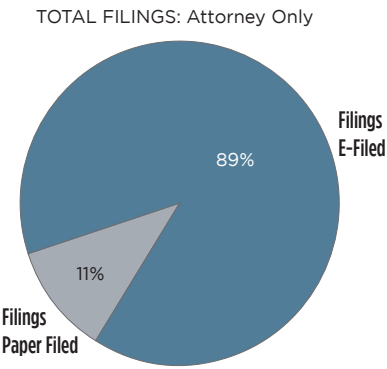
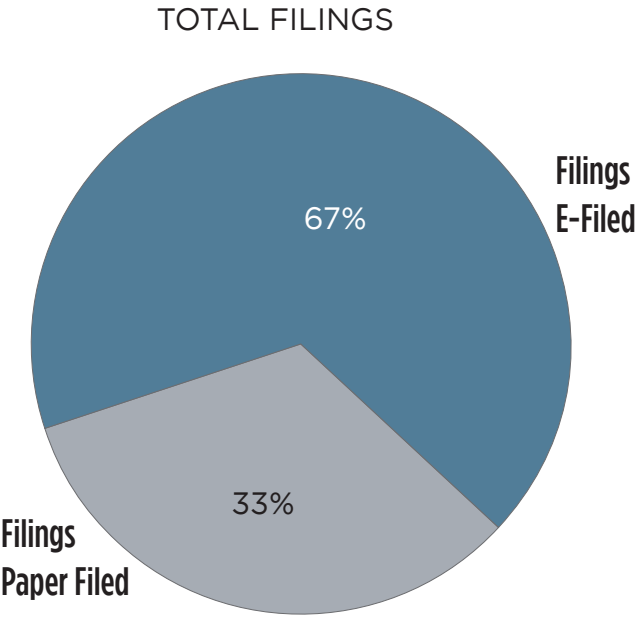
TOTAL NEW CASES FILED 2018

	All	Attorney Only	Non-Attorney Only
Total Cases Filed	1,858	926	932
Cases E-Filed	859 46%	756 82%	103 11%
Cases Paper Filed	999 54%	170 18%	829 89%



TOTAL FILINGS IN 2018

	All	Attorney Only	Non-Attorney Only
Total Filings	10,373	6,930	3,443
Filings E-Filed	6,979 67%	6,187 89%	792 23%
Filings Paper Filed	3,394 33%	743 11%	2,651 77%





SECTION 6

APPENDICES

2018 CASE STATISTICS

Appendix A: Practice of Law Cases - Cases Filed

CASES PENDING DECEMBER 31, 2017		40
DISCIPLINARY CASES		
Cases on Report of Board		39
Consent to Discipline Cases		15
Remanded Consent to Discipline Cases		1
Cases on Motion for Interim Remedial Suspension		1
Impairment Suspension Cases pursuant to Gov.Bar R. V(15)		1
Attorney Retirement/Resignation Cases ⁶		26
Reciprocal Discipline Cases		12
Cases upon Felony Conviction		7
Disciplinary Default Cases pursuant to Gov.Bar R. V(14)		13
Judge Disciplinary Cases under Gov.Bar R. V		3
Judge Disciplinary Cases under Gov.Jud.R. II(5)		2
	TOTAL	120
BAR ADMISSION CASES		
Character and Fitness Cases		5
	TOTAL	5
UNAUTHORIZED PRACTICE OF LAW CASES		
Unauthorized Practice of Law/On Report of Board		3
Unauthorized Practice of Law/On Consent Decree		3
	TOTAL	6
TOTAL PRACTICE OF LAW CASES FILED		131

⁶Rule VI(11) of the Rules for the Government of the Bar was amended November 1, 2018, to provide for a new procedure to handle applications to retire or resign. Pursuant to this rule change, all applications are filed with the court.

DISCIPLINARY CASES

Cases On Report of Board

Public Reprimand	2
Definite Suspension	29
Indefinite Suspension	6
Disbarment	4
Dismissed	1

Consent to Discipline Cases

Public Reprimand	3
Definite Suspension	6

Cases on Motion for Interim Remedial Suspension

Interim Suspension	1
--------------------	---

Impairment Suspension Cases pursuant to Gov.Bar R. V(15)

Impairment Suspensions	1
------------------------	---

Attorney Retirement/Resignation Cases

Retirement Accepted	13
Resignation Accepted with Disciplinary Action Pending	14
Resignation Denied	1

Reciprocal Discipline Cases

Public Reprimand	2
Definite Suspension	8

Cases Upon Felony Conviction

Interim Suspension	7
--------------------	---

Consent to Discipline Cases on Remand

Definite Suspension	1
---------------------	---

Disciplinary Default Cases pursuant to Gov.Bar R. V(14)

Definite Suspension	1
Indefinite Suspension	7
Disbarment	1
Dismissed	1 ⁷

Judge Disciplinary Case under Gov.Jud.R. II(5)

2

TOTAL 111

⁷ Case No. 2017-1756 was dismissed upon the acceptance of the attorney's resignation from the practice of law with disciplinary action pending.

2018 CASE STATISTICS

Practice of Law Cases - Cases Disposed - Continued

BAR ADMISSION CASES

Character and Fitness Cases	
Applicant Approved	1
Applicant Disapproved, May Reapply	5
TOTAL	6

UNAUTHORIZED PRACTICE OF LAW CASES

Cases On Report of Board	
Respondent Enjoined from Actions Constituting the Unauthorized Practice of Law and Civil Penalty Imposed	2
Cases On Consent Decree	
Respondent Enjoined from Actions Constituting the Unauthorized Practice of Law and Civil Penalty Imposed	1
Respondent Enjoined from Actions Constituting the Unauthorized Practice of Law	1
TOTAL	4

TOTAL PRACTICE OF LAW CASES DISPOSED	121
CASES PENDING DECEMBER 31, 2018	50
PRACTICE OF LAW CLEARANCE RATE	92%

PUBLISHED BY
THE SUPREME COURT *of* OHIO
Office of the Clerk
April 2019





THE SUPREME COURT *of* OHIO

OFFICE OF THE CLERK
65 South Front Street
Columbus, Ohio 43215-3431
www.supremecourt.ohio.gov