

THE SUPREME COURT *of* OHIO

## *Ohio Courts Summary*




2006

THE SUPREME COURT *of* OHIO

2006

OHIO COURTS SUMMARY



**THOMAS J. MOYER**

CHIEF JUSTICE

**ALICE ROBIE RESNICK**

**PAUL E. PFEIFER**

**EVELYN LUNDBERG STRATTON**

**MAUREEN O'CONNOR**

**TERRENCE O'DONNELL**

**JUDITH ANN LANZINGER**

JUSTICES

**STEVEN C. HOLLON**

ADMINISTRATIVE DIRECTOR

JUDICIAL & COURT SERVICES DIVISION

**DOUGLAS R. STEPHENS**

DIRECTOR

CASE MANAGEMENT SECTION

**STEPHANIE E. HESS**

MANAGER

CONTENT DEVELOPMENT

**CHRISTINE BRATTON**

**BRIAN FARRINGTON**

**GRETCHEN McILVAINE**

PRODUCTION AND GRAPHICS

**PHILLIP FARMER**

**KATIE RIEDEL**

**JAMES R. SHROYER**

**CAROL TAYLOR**

INFORMATION TECHNOLOGY SUPPORT

**MARK DUTTON**

*On the Cover:*

Auglaize County Courthouse, Wapakoneta

Dear Fellow Ohioans:

May 2007

The Supreme Court of Ohio is pleased to issue this latest edition of the *Ohio Courts Summary*, which provides a statistical picture of the Ohio court system. The 2006 *Ohio Courts Summary* is a valuable overview of the work of Ohio's courts.

More than 3.2 million cases were filed in Ohio courts in 2006: 2,407 in the Supreme Court; 11,208 in the courts of appeals; 247,482 in the courts of common pleas, general division; 76,844 in the domestic relations courts; 91,611 in the probate courts; 259,326 in the juvenile courts; 2,310,521 in the municipal courts; 214,329 in the county courts; and 734 in the Court of Claims.

Compared to 2005, the statewide total of new filings increased by 2 percent. The courts of common pleas – general division experienced an increase of 8 percent and the county courts experienced a 5 percent increase in new filings over 2005. Other notable statistics concerning changes in 2006 over 2005:

Courts of common pleas, general division

- 23 percent increase in foreclosure filings (82 percent increase since 2001)
- 7 percent increase in criminal filings (23 percent increase since 2001)

Courts of common pleas, juvenile division

- 7 percent increase in change of custody or visitation filings for unmarried parents (34% increase since 2001)

Municipal Courts

- 4 percent increase in O.V.I. filings

County Courts

- 3 percent increase in O.V.I. filings

The *Ohio Courts Summary* will be useful to the bench, the bar, court personnel and others involved in Ohio's judicial system. It also will inform Ohioans about how their court system is serving them.

The *Ohio Courts Summary* is a reflection of the dedication and commitment of our judges and court personnel. We appreciate their assistance in preparing this report. Together, we will continue to maintain excellence in the administration of justice in Ohio.



Thomas J. Moyer

## Table of Contents

	Page
<b>Section A – Descriptions of Ohio Courts</b>	
Structure of the Ohio Judicial System .....	1
Supreme Court of Ohio .....	2
Courts of Appeals .....	3
Appellate District Map .....	4
Court of Claims.....	5
Courts of Common Pleas .....	5
Jurisdictional Distribution .....	7
Courts of Common Pleas Jurisdictional Map.....	8
Municipal and County Courts .....	9
Municipal and County Courts Jurisdictional Map.....	10
Mayor's Courts .....	11
All Ohio Courts Total New Cases Filed 2002-2006 .....	12
<b>Section B – The Supreme Court of Ohio</b>	
Supreme Court Caseload Details .....	13
<b>Section C – Courts of Appeals</b>	
Overall Caseloads.....	19
Statewide New Cases Filed and Total Terminations Comparison (chart) .....	20
New Cases Filed Comparison (chart) .....	20
Criminal Appeals .....	21
Civil Appeals.....	22
Miscellaneous Matters.....	23
Domestic Relations, Juvenile, and Probate Appeals.....	24
Average New Cases Filed Per Judge (chart) .....	25
<b>Section D – Court of Claims</b>	
Overall Caseloads (Including Victims of Crime Claims) .....	26
<b>Section E – Courts of Common Pleas, General Division</b>	
Composite Report for Entire State .....	27
Overall .....	28
Total Civil .....	32
Professional Tort .....	36
Product Liability .....	40
Other Torts .....	44
Workers' Compensation.....	48
Foreclosures .....	52
Administrative Appeal.....	56
Complex Litigation .....	60
Other Civil.....	64

Criminal.....	68
Statewide New Criminal Cases Filed and Total Terminations Comparison (chart) .....	72
Statewide New All Civil Cases Filed and Total Terminations Comparison (chart) .....	72

**Section F – Courts of Common Pleas, Domestic Relations Division**

Composite Report for Entire State .....	73
Overall .....	74
Marriage Terminations with Children.....	78
Marriage Terminations without Children.....	82
Marriage Dissolutions with Children .....	86
Marriage Dissolutions without Children .....	90
Change of Custody .....	94
Visitation Enforcement or Modification .....	98
Support Enforcement or Modification.....	102
Domestic Violence.....	106
U.I.F.S.A.....	110
Parentage.....	114
All Others .....	118
Statewide New Marriage Terminations and Dissolutions Filed and Terminations Comparison (chart) .....	122

**Section G – Courts of Common Pleas, Probate Division**

Composite Report for Entire State .....	123
Overall .....	124
Decedents’ Estates and Wrongful Death.....	126
Guardianships.....	128
Conservatorships, Testamentary Trusts, and Civil Actions.....	130
Miscellaneous Activities.....	132
Statewide New Cases Filed and Total Terminations Comparison (chart) .....	134

**Section H – Courts of Common Pleas, Juvenile Division**

Composite Report for Entire State .....	135
Overall .....	136
Delinquency .....	140
Traffic .....	144
Dependency, Neglect, and Abuse .....	148
Unruly.....	152
Adult .....	156
Motion for Permanent Custody .....	160
Custody, Change of Custody, and Visitation.....	164
Support Enforcement or Modification.....	168
Parentage.....	172
U.I.F.S.A.....	176
All Others .....	180

Statewide New Cases Filed and Total Terminations Comparison (chart) .....	184
--	-----

**Section I – Municipal Courts**

Composite Administrative Judge Report for Entire State.....	185
Composite Individual Judge Report Form for Entire State.....	186
New Cases Filed Comparison (chart) .....	187
Overall .....	188
Felony .....	191
Statewide New Felony Cases Filed and Total Terminations Comparison (chart) .....	197
Statewide New Misdemeanor Cases Filed and Total Terminations Comparison (chart) .....	197
Misdemeanor .....	198
O.V.I.....	204
Statewide New O.V.I. Cases Filed and Total Terminations Comparison (chart) .....	210
Statewide New Other Traffic Cases Filed and Total Terminations Comparison (chart) .....	210
Other Traffic .....	211
Personal Injury and Property Damage .....	217
Contracts. ....	223
F.E.D. ....	229
Other Civil.....	235
Small Claims.....	241
Statewide All Civil Cases Filed and Total Terminations Comparison (chart) .....	247

**Section J – County Courts**

Composite Administrative Judge Report for Entire State.....	248
Composite Individual Judge Report Form for Entire State.....	249
New Cases Filed Comparison (chart) .....	250
Overall .....	251
Felony .....	252
Statewide New Felony Cases Filed and Total Terminations Comparison (chart) .....	254
Statewide New Misdemeanor Cases Filed and Total Terminations Comparison (chart) .....	254
Misdemeanor .....	255
O.V.I.....	257
Statewide New O.V.I. Cases Filed and Total Terminations Comparison (chart) .....	259
Statewide New Other Traffic Cases Filed and Total Terminations Comparison (chart) .....	259
Other Traffic .....	260
Personal Injury and Property Damage .....	262
Contracts .....	264
F.E.D. ....	266
Other Civil.....	268
Small Claims.....	270

Statewide All Civil Cases Filed and Total Terminations Comparison (chart) .....	272
--	-----

**Section K – Definitions**

Courts of Common Pleas .....	273
Municipal and County Courts .....	276



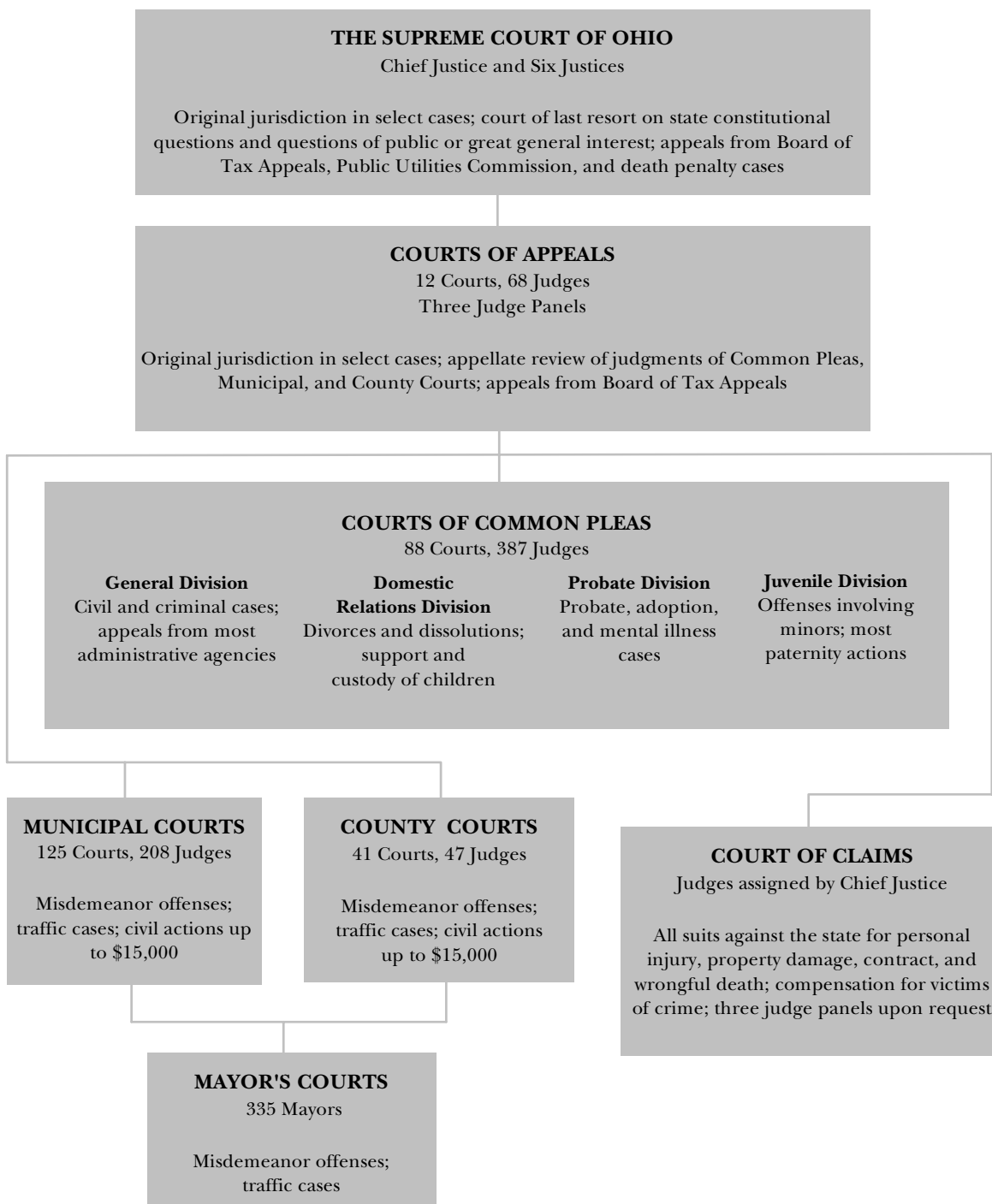
## Ohio Courts



Miami County Courthouse ■ Troy

# Structure of the Ohio Judicial System

## 2006



## The Supreme Court of Ohio

The Supreme Court of Ohio is established by Article IV, Section 1, of the Ohio Constitution, which provides that “the judicial power of the state is vested in a Supreme Court, Courts of Appeals, Courts of Common Pleas and divisions thereof, and such other courts inferior to the Supreme Court as may from time to time be established by law.”

Article IV, Section 2, of the Constitution sets the size of the court at seven – a chief justice and six justices – and outlines the jurisdiction of the court.

The Supreme Court is the court of last resort in Ohio. Most of its cases are appeals from the 12 district courts of appeals. The court may grant leave to appeal criminal cases from the courts of appeals and may direct any court of appeals to certify its record on civil cases that are found to be “cases of public or great interest.”

The court must accept appeals of cases that originated in the courts of appeals; cases involving the death penalty; cases involving questions arising under the U.S. Constitution or the Ohio Constitution; and cases in which there have been conflicting opinions from two or more courts of appeals. The court must also accept appeals from such administrative bodies as the Board of Tax Appeals and the Public Utilities Commission.

The court has original jurisdiction for certain special remedies that permit a person to file an action in the Supreme Court. These extraordinary remedies include writs of habeas corpus (involving the release of persons allegedly unlawfully imprisoned or committed), writs of mandamus and procedendo (ordering a public official to do a required act), writs of prohibition (ordering a lower court to cease an unlawful act), and writs of quo warranto (against a person or corporation for usurpation, misuse or abuse of public office or corporate office or franchise).

The Supreme Court makes rules governing practice and procedure in Ohio’s courts. Procedural rules adopted by the Supreme Court become effective unless both houses of the General Assembly adopt a concurrent resolution of disapproval. The Supreme Court also exercises general superintendence over all state courts through its rule-making authority. The rules of superintendence set minimum standards for court administration. Unlike procedural rules, rules of superintendence do not have to be submitted to the General Assembly to become effective.

The chief justice assigns judges to courts for temporary duty in cases of a court overload, where a judge has been removed from a case because of an affidavit of disqualification, or where a judge has recused himself or herself from a particular case.

The court has authority over the admission of attorneys to the practice of law in Ohio and may discipline admitted attorneys who violate the rules governing the practice of law.

The chief justice and six justices are elected to six-year terms on a nonpartisan ballot. Two justices are chosen at the general election in even-numbered years. In the year when the chief justice runs, voters pick three members of the court. A person must be an attorney with at least six years of experience in the practice of law to be elected or appointed to the court. Appointments are made by the governor for vacancies that occur between elections.

## **Courts of Appeals**

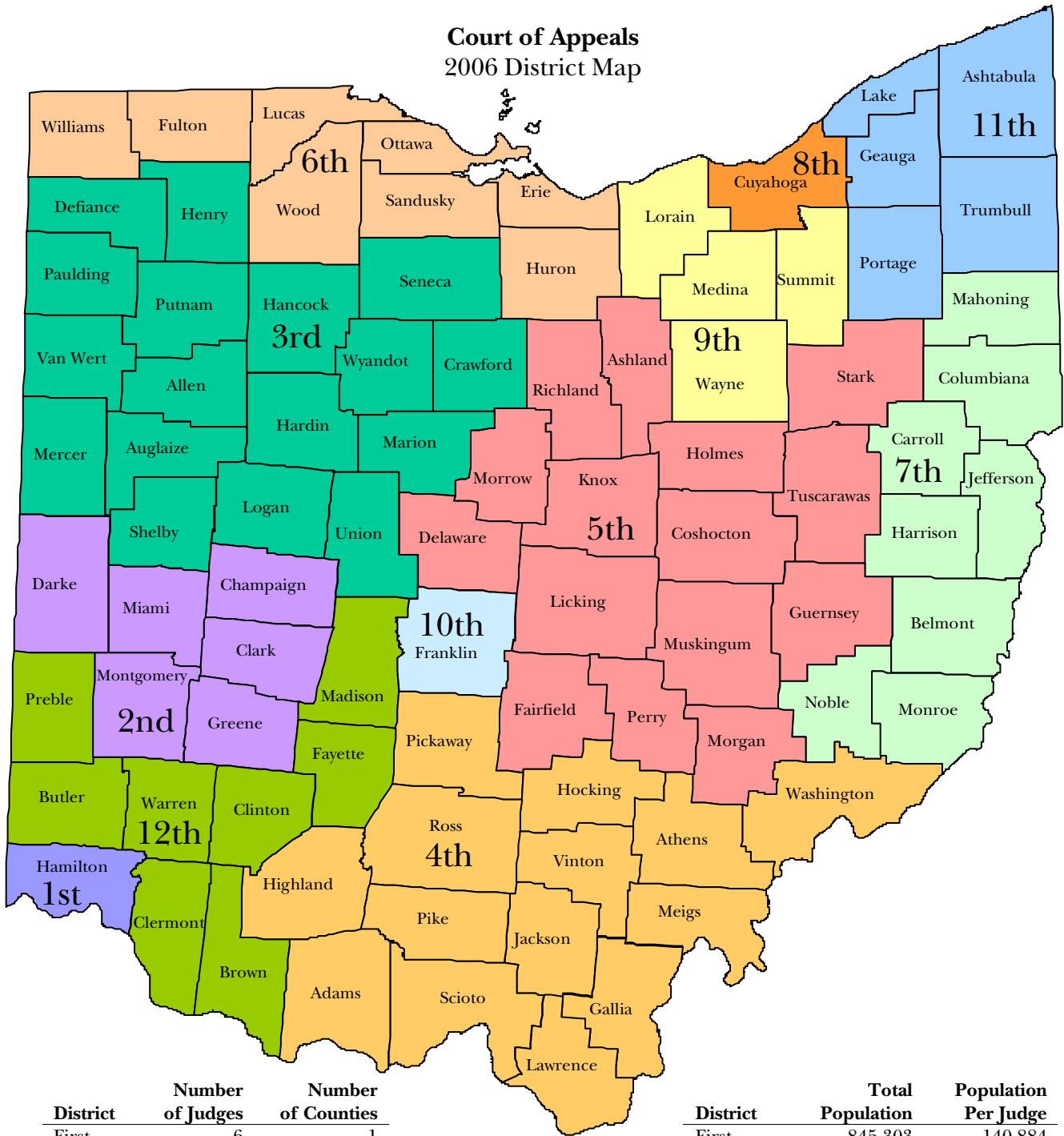
The courts of appeals are established by Article IV, Section 1, of the Ohio Constitution and their jurisdiction is outlined in Article IV, Section 3. As the intermediate level appellate courts, their primary function is to hear appeals from the common pleas, municipal and county courts. Each case is heard and decided by a three-judge panel.

The state is divided into 12 appellate districts, each of which is served by a court of appeals that sits in each of the counties in the district. The number of judges in each district depends on a variety of factors, including the district's population and the court's caseload. Each district has a minimum of three appellate judges. Appeals court judges are elected to six-year terms in even-numbered years. They must have been admitted to the practice of law in Ohio six years preceding commencement of the term.

In addition to their appellate jurisdiction, the courts of appeals have original jurisdiction, as does the Supreme Court, to hear applications for writs of habeas corpus, mandamus, procedendo, prohibition and quo warranto. The 10<sup>th</sup> District Court of Appeals in Franklin County also hears appeals from the Ohio Court of Claims.

In 2006, there were 68 court of appeals judges. Court of appeals judges are elected in even-numbered years to six-year terms on a nonpartisan ballot. Appellate judges must be attorneys with at least six years of experience in the practice of law. The Governor makes appointments to fill vacancies in courts of appeals that occur between elections.

## Court of Appeals 2006 District Map



District	Number of Judges	Number of Counties
First	6	1
Second	5	6
Third	4	17
Fourth	4	14
Fifth	6	15
Sixth	5	8
Seventh	4	8
Eighth	12	1
Ninth	5	4
Tenth	8	1
Eleventh	5	5
Twelfth	4	8

District	Total Population	Population Per Judge
First	845,303	140,884
Second	1,042,757	208,551
Third	782,234	195,559
Fourth	616,789	154,197
Fifth	1,364,704	227,451
Sixth	899,206	179,841
Seventh	587,680	146,920
Eighth	1,393,978	116,165
Ninth	1,090,222	218,044
Tenth	1,068,978	133,622
Eleventh	798,311	159,662
Twelfth	862,978	215,745

## **The Court of Claims**

The Court of Claims has statewide, original jurisdiction over all civil actions filed against the state of Ohio. Created by the General Assembly in 1976 by R.C. 2743, the court sits in Franklin County in the Ohio Judicial Center.

Civil actions in the Court of Claims are determined in one of two ways. Actions against the state of \$2,500 or less are determined administratively by the clerk or deputy clerk. Civil actions in excess of \$2,500 are heard and determined by a single judge. A judge of the court also may review and enter final judgment in a civil action determined administratively.

The judges of the Court of Claims sit upon temporary assignment by the Chief Justice of the Supreme Court. Commissioners of the Court of Claims are appointed by the Supreme Court.

## **Courts of Common Pleas**

The court of common pleas, the only trial court created by the Ohio Constitution, is established by Article IV, Section 1, of the Constitution, and its duties are outlined in Article IV, Section 4.

There is a court of common pleas in each of the 88 counties. The courts of common pleas have original jurisdiction in all criminal felony cases and original jurisdiction in all civil cases in which the amount in controversy is more than \$500. Courts of common pleas have appellate jurisdiction over the decisions of some state administrative agencies.

Most courts of common pleas have specialized divisions created by statute to decide cases involving juveniles, the administration of estates and domestic relations matters. Only five courts of common pleas have no specialized divisions: the courts in Adams, Morgan, Morrow, Noble and Wyandot counties.

In 2006, there were 387 common pleas judges in Ohio. Of these, 156 had general jurisdiction only; 73 had general and domestic relations jurisdictions; eight had general jurisdiction plus domestic relations, probate and juvenile; 30 had domestic relations jurisdiction only; 13 had domestic relations and juvenile jurisdiction; 19 had juvenile jurisdiction only; 17 had probate jurisdiction only; 63 had probate and juvenile jurisdiction; five had domestic relations, probate, and juvenile jurisdiction; two had general, domestic relations and probate jurisdiction; and one had general and probate jurisdiction.

Common pleas judges are elected to six-year terms on a nonpartisan ballot. A person must be an attorney with at least six years of experience in the practice of law to be elected or appointed to the court.

## **Domestic Relations**

The domestic relations divisions of the courts of common pleas exist in most counties together with another division. However, Allen, Butler, Clermont, Cuyahoga, Fairfield, Greene, Hamilton, Lake, Licking, Lucas, Mahoning, Medina, Montgomery, Muskingum, Portage, Richland, Scioto, Summit, and Warren counties have separate domestic relations divisions. Domestic relations courts have jurisdiction over all proceedings involving divorce or dissolution of marriages, annulment, legal separation, spousal support and allocation of parental rights and responsibilities for the care of children.

## **Juvenile Courts**

The juvenile divisions of the courts of common pleas exist in most counties together with another division. However, Butler, Cuyahoga, Greene, Hamilton, Lake, Lucas, Mahoning, Montgomery, Richland, and Summit counties have separate juvenile divisions.

Juvenile courts hear cases involving persons less than 18 years of age charged with acts that would be crimes if committed by an adult. They also hear cases involving unruly, dependent and neglected children. Juvenile courts have jurisdiction in adult cases involving paternity, child abuse, non-support, contributing to the delinquency of minors and the failure to send children to school.

## **Probate Courts**

The Ohio Constitution of 1851 provided that probate courts were to be established as separate independent courts with jurisdiction over the probate of wills and supervision of the administration of estates and guardianships. In 1968, under the Modern Courts Amendment of the Ohio Constitution, the probate courts became divisions of the courts of common pleas. Probate courts also have jurisdiction over the issuance of marriage licenses, adoption proceedings, determination of sanity or mental competency and certain eminent domain proceedings. Probate judges can perform marriages and may charge a fee for the service.

## **Common Pleas Court Jurisdictional Structure Changes in 2006**

In 2006, the Lorain County Court of Common Pleas, Domestic Relations and Juvenile Division expanded to include probate jurisdiction. The combined domestic relations, juvenile and probate division operates alongside the already existing probate division until February, 2009, at which time the stand-alone probate division will cease operation.

**Courts of Common Pleas**  
Jurisdictional Distribution  
2006

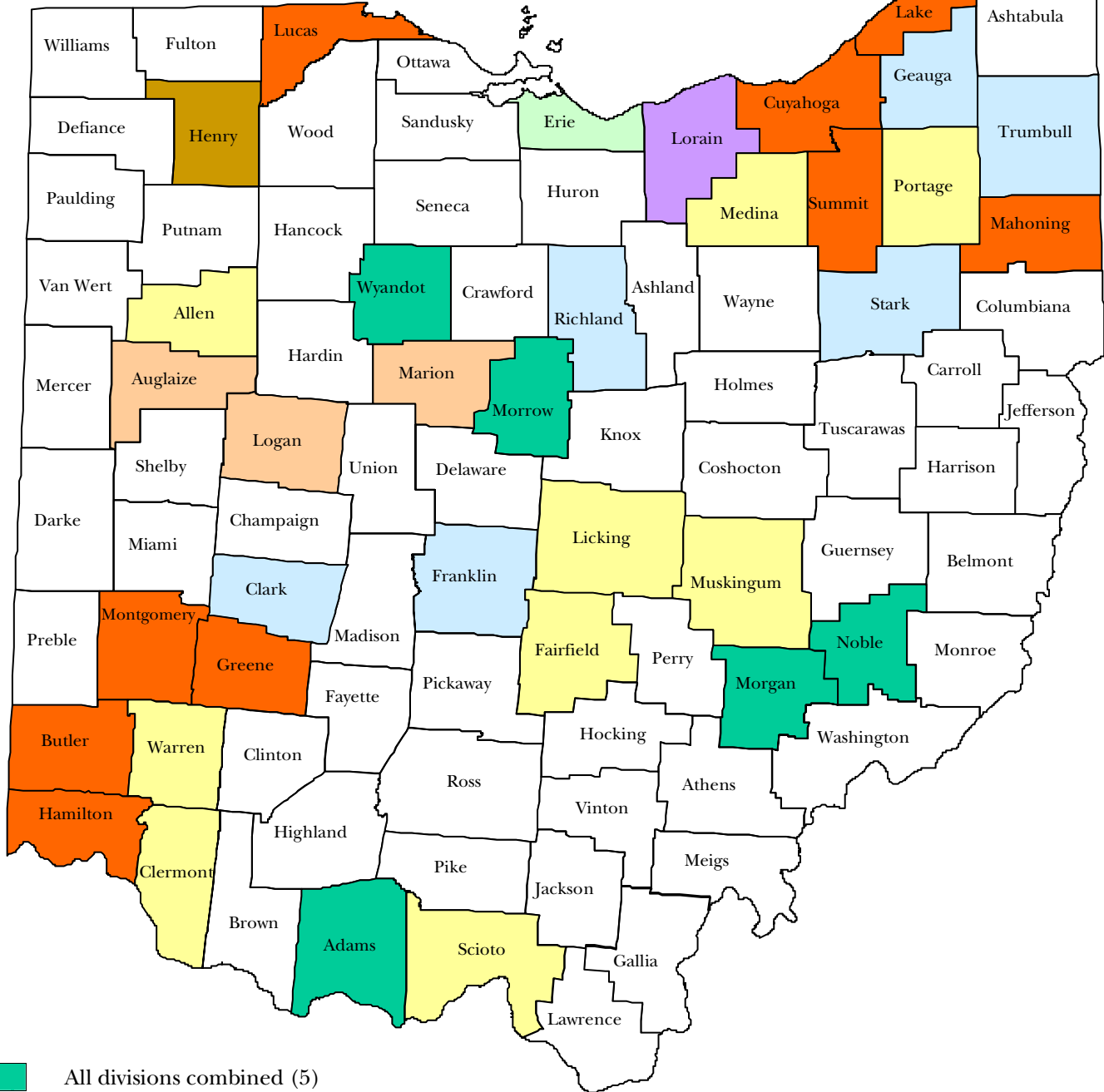
<b>Court Type</b>	<b>Number of Counties</b>	<b>Number of Judges</b>
General Division Only	27	156
Domestic Relations Division Only	19	30
Probate Division Only*	16	17
Juvenile Division Only	10	19
General and Domestic Relations Divisions	54	73
Domestic Relations and Juvenile Divisions*	6	13
Domestic Relations, Probate and Juvenile Divisions	4	8
Probate and Juvenile Divisions	63	63
General, Domestic Relations and Probate Divisions*	1	2
General and Probate Divisions	1	1
General, Domestic Relations, Probate and Juvenile Divisions	5	5

---

\* The courts of common pleas of Erie and Lorain counties have unique jurisdictional structures. In Erie County, there exists three divisions: the first division has jurisdiction over general division, domestic relations, and probate cases; the second division has jurisdiction over domestic relations and juvenile cases; and the third division has jurisdiction over probate cases only. In Lorain County, there exists three divisions: the first division has general jurisdiction only; the second division has jurisdiction over domestic relations, juvenile, and probate cases; and the third division has jurisdiction over probate cases only.



## Common Pleas Court Jurisdictional Arrangement 2006



- All divisions combined (5)
- All divisions separate (9)
- Probate and general combined; domestic relations and juvenile combined (1)
- Probate and juvenile combined; general and domestic relations combined (54)
- Probate and juvenile combined; general and domestic relations separate (9)
- Domestic relations and juvenile combined; general and probate separate (5)
- Domestic relations, probate, and juvenile combined; general separate (3)
- Domestic relations, probate, and juvenile combined; general and probate separate (1)
- Domestic relations and juvenile combined; general, domestic relations, probate combined; probate separate (1)

## Municipal and County Courts

Municipal and county courts are created by the General Assembly as provided in R.C. 1901 and 1907. When municipal courts exercise countywide jurisdiction, no county court is needed. A county court is needed if an area of a county is not served by a municipal court.

The subject-matter jurisdiction of municipal and county courts is nearly identical. Both municipal and county courts have the authority to conduct preliminary hearings in felony cases, and both have jurisdiction over traffic and non-traffic misdemeanors. These courts also have limited civil jurisdiction. Municipal and county courts may hear civil cases in which the amount of money in dispute does not exceed \$15,000.

When justices of the peace were eliminated by Ohio law, municipal and county courts took over their duties. Therefore, judges sitting in these courts, like probate judges, have the authority to perform marriages.

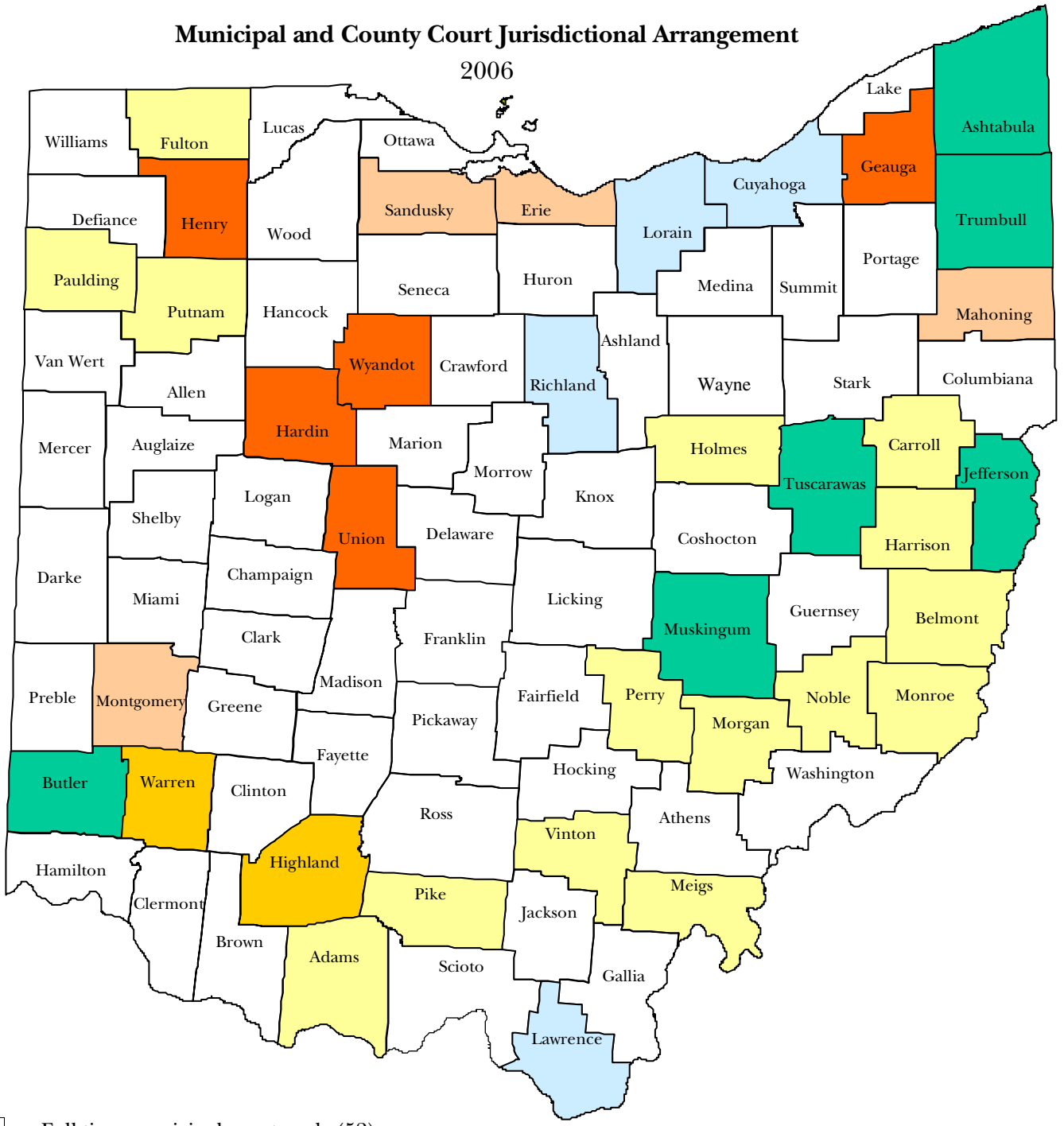
In 2006, there were 125 municipal courts with a total of 208 judges and 41 county courts with a total of 47 judges. Three courts have specialized divisions: Cleveland Municipal Court – Housing Division, Toledo Municipal Court – Housing Division, and Franklin County Municipal Court – Environmental Division.

Municipal court judges and county court judges must be attorneys with at least six years of experience in the practice of law and are elected on a non-partisan judicial ballot. Municipal court judges may serve on either a full- or part-time basis depending on the specific municipal court to which they are elected. All county court judges serve on a part-time basis. A municipal court judge may have jurisdiction in one or more municipalities, in adjacent townships, or throughout an entire county. Statutes provide for the following 19 part-time municipal courts:

Avon Lake	Lyndhurst
Bellevue	Marysville
Campbell	Mason
Chardon	Miamisburg
Franklin	Oakwood
Hardin County	Shelby
Hillsboro	Struthers
Huron	Upper Sandusky
Lawrence	Vermillion
Lebanon	

# Municipal and County Court Jurisdictional Arrangement

2006



- Full-time municipal courts only (52)
- Part-time municipal courts only (5)
- Part-time county courts only (15)
- Full-time municipal and part-time county courts (6)
- Full-time municipal and part-time municipal courts (4)
- Full-time municipal, part-time municipal and part-time county courts (4)
- Part-time municipal and part-time county courts (2)

## **Mayor's Courts**

In general, Ohio law allows mayors of municipal corporations populated by more than 100 people to conduct mayor's court where there is no municipal court. These courts hear only cases involving violations of local ordinances and state traffic laws.

Mayor's courts are not courts of record but must file statistics quarterly and register annually with the Supreme Court. Additionally, at the request of the General Assembly, the Supreme Court has adopted rules providing for court procedures and basic legal education for mayors. Mayors whose courts hear alcohol and drug-related traffic offenses have additional educational requirements.

A mayor is not required to be a lawyer, but may appoint an attorney who has engaged in the practice of law for three years to hear cases in mayor's court.

For the reporting year 2006, there were 335 mayor's courts in operation that registered with the Supreme Court of Ohio.

A person convicted in a mayor's court may appeal the conviction to the municipal or county court having jurisdiction within the municipal corporation.

Mayor's court caseload statistics are published in a separate report.

# New Cases Filed



Trumbull County Courthouse ■ Warren

**All Ohio Courts**  
**Total New Cases Filed**  
**2002 – 2006**

<b>Court</b>	<b>2002</b>	<b>2003</b>	<b>2004</b>	<b>2005</b>	<b>2006</b>
Supreme Court	2,249	2,237	2,178	2,444	2,407
Courts of Appeals	10,404	10,905	10,713	11,477	11,208
Court of Claims	1,051	1,134	1,024	1,138	734
Courts of Common Pleas					
General Division	206,933	211,376	216,020	229,352	247,482
Domestic Relations Division	80,775	79,527	80,389	77,888	76,844
Probate Division	96,357	95,338	94,996	93,708	91,611
Juvenile Division	280,572	264,897	254,506	253,245	259,326
Municipal Courts	2,432,465	2,426,523	2,211,078	2,265,931	2,310,521
County Courts	308,175	256,045	206,457	204,019	214,329
All Courts Combined	3,418,981	3,347,982	3,077,361	3,139,202	3,214,462

# The Supreme Court of Ohio



The Ohio Judicial Center ■ Columbus

**Supreme Court of Ohio**  
Cases Filed in 2006

**Jurisdictional Appeals**

Claimed Appeals of Right	11
Discretionary Appeals (Non-felony)	953
Discretionary Appeals (Felony)	702
Death Penalty Postconviction Appeals	17
Appeals Involving Termination of Parental Rights/Adoption	19
Appeals from App.R. 26(B) Applications (Murnahan Appeals)	87
<b>Total</b>	<b>1,789</b>

**Merit Cases**

Original Actions	140
Habeas Corpus Cases	90
Direct Appeals (Cases Originating in Court of Appeals)	116
Direct Appeals Involving Termination of Parental Rights/Adoption	1
Certified Conflicts	62
Certified Conflicts Involving Termination of Parental Rights/Adoption	3
Appeals from Board of Tax Appeals	41
Appeals from Public Utilities Commission	14
Appeals from Power Siting Board	0
Death Penalty Cases <sup>1</sup>	5
Certified Questions of State Law	4
Appeals from App.R. 26(B) Applications in Death Penalty Cases	1
Appeals of Election Contests under R.C. 3515.15	1
Appeals under R.C. 4121.25	0
Other Merit Cases	1
<b>Total</b>	<b>479</b>

**Practice of Law Cases<sup>2</sup>**

Disciplinary Cases	128
Bar Admissions Cases	7
Unauthorized Practice of Law Cases	4
<b>Total</b>	<b>139</b>

**Total Number of Cases Filed** **2,407**

---

<sup>1</sup> All of the death penalty cases filed in 2006 were appeals from the courts of common pleas in which the death penalty was imposed for an offense committed on or after January 1, 1995. No appeals were filed involving an appeal from a court of appeals for a capital offense committed prior to January 1, 1995.

<sup>2</sup> See page 14 for breakdown of cases relating to the practice of law that were filed in 2006.



**Supreme Court of Ohio**  
Cases Related to the Practice of Law  
Detail of Cases Filed in 2006

**Disciplinary Cases**

Cases on Report of Board	83
Consent to Discipline Matters	5
Cases under Gov.Bar R. V(7)/Mental Illness	0
Cases upon Felony Conviction	7
Cases upon Default of Child Support Order	3
Cases on Motion for Interim Remedial Suspension	1
Attorney Resignation Matters	17
Reciprocal Discipline Cases	9
Judge Disciplinary Cases under Gov.Bar R. V	2
Judge Disciplinary Cases under Gov.Jud.R. II(2-4) and III	0
Judge Disciplinary Cases under Gov.Jud.R. II(5)	1
<b>Total</b>	<b>128</b>

**Bar Admissions Cases**

Bar Admissions/Character and Fitness Cases	7
<b>Total</b>	<b>7</b>

**Unauthorized Practice of Law Cases**

Unauthorized Practice of Law Cases/On Report of Board	3
Unauthorized Practice of Law Cases/On Motion for Interim Cease and Desist Orders	1
<b>Total</b>	<b>4</b>

**Jurisdictional Appeals Accepted for Review  
in 2006**

Discretionary Appeals (Non-felony) <sup>1</sup>	136
Discretionary Appeals (Felony) <sup>1</sup>	130
Death Penalty Postconviction Appeals	1
Appeals Involving Termination of Parental Rights/Adoption	7
Appeals from App.R. 26(B) Applications (Murnahan Appeals)	2
<b>Total Number of Appeals Accepted for Review</b>	<b>276</b>

---

<sup>1</sup> This category includes cases in which the appellant sought jurisdiction as both a discretionary appeal and a claimed appeal of right.

**Supreme Court of Ohio**  
Final Dispositions in 2006

**Jurisdictional Appeals (Jurisdiction Declined, Leave To Appeal Denied And/Or Appeal Dismissed)**

Claimed Appeals of Right	12
Discretionary Appeals (Non-felony) <sup>1</sup>	804
Discretionary Appeals (Felony) <sup>1</sup>	619
Death Penalty Postconviction Appeals	18
Appeals Involving Termination of Parental Rights/Adoption	15
Appeals from App.R. 26(B) Applications (Murnahan Appeals)	96
<b>Total</b>	<b>1,564</b>

**Merit Cases**

Original Actions	137
Habeas Corpus Cases	80
Direct Appeals (Cases Originating in Court of Appeals)	115
Direct Appeals Involving Termination of Parental Rights/Adoption	1
Certified Conflicts	53
Certified Conflicts Involving Termination of Parental Rights/Adoption	1
Appeals from Board of Tax Appeals	50
Appeals from Public Utilities Commission	23
Death Penalty Cases <sup>2</sup>	16
Jurisdictional Appeals Accepted for Review	388
Certified Questions of State Law	2
Appeals from App.R. 26(B) Applications in Death Penalty Cases	2
Appeals of Election Contest under R.C. 3515.15	1
Other Merit Cases	1
<b>Total</b>	<b>870</b>

**Practice of Law Cases<sup>3</sup>**

Disciplinary Cases	143
Bar Admissions Cases	6
Unauthorized Practice of Law Cases	9
<b>Total</b>	<b>158</b>

**Total Number of Final Dispositions** **2,592**

---

<sup>1</sup> This category includes cases in which the appellant sought jurisdiction as both a discretionary appeal and a claimed appeal of right.

<sup>2</sup> Included in this category are 15 cases involving appeals from the courts of common pleas in which the death penalty was imposed for an offense committed on or after January 1, 1995, and 1 case involving an appeal from a court of appeals for a capital offense committed prior to January 1, 1995.

<sup>3</sup> See pages 16 and 17 for the types of final dispositions entered in cases relating to the practice of law.

**Supreme Court of Ohio**  
Cases Related to the Practice of Law  
Detail of Final Dispositions in 2006

**Disciplinary Cases/On Report Of Board [Gov.Bar R. V(8)]**

Dismissed	1
Dismissed as moot	2
Public reprimand	10
Definite suspension	43
Indefinite suspension	22
Disbarment	17
<b>Total</b>	<b>95</b>

**Disciplinary Cases/Felony Conviction [Gov.Bar R. V(5)]**

Dismissed as moot	1
Interim suspension	7
<b>Total</b>	<b>8</b>

**Disciplinary Cases/Default Of Child Support Order [Gov.Bar R. V(5)]**

Interim suspension	3
--------------------	---

**Disciplinary Cases/Interim Remedial Suspension [Gov.Bar R. V(5a)]**

Interim suspension	1
--------------------	---

**Disciplinary Cases/Mental Illness [Gov.Bar R. V(7)]**

Attorney suspended pursuant to Gov.Bar R. V(7)(C)	1
---	---

**Disciplinary Cases/Consent To Discipline Matters  
[Gov. Bar R. V(11)(A)(3)(c); BCGD Proc. Reg. Sec. 11]**

Case dismissed	1
Attorney publicly reprimanded	3
Attorney suspended for a term	3
<b>Total</b>	<b>7</b>

**Attorney Resignation Cases [Gov.Bar R. V(11)(G)]**

Dismissed as moot	1
Resignation rejected	1
Resignation accepted	2
Resignation accepted - disciplinary action pending	12
<b>Total</b>	<b>16</b>

**Supreme Court of Ohio**  
Cases Related to the Practice of Law  
Detail of Final Dispositions in 2006

**Reciprocal Discipline Cases [Gov.Bar R. V(11)(F)]**

Public reprimand	2
Interim suspension	1
Definite suspension	5
<b>Total</b>	<b>8</b>

**Judge Disciplinary Cases On Report of Board [Gov.Bar R. V(8)]**

Public reprimand	1
Definite suspension	1
<b>Total</b>	<b>2</b>

**Judge Disciplinary Cases Involving Campaign Conduct [Gov.Jud.R. II(5)]**

Violation of Canon VII, fine imposed	1
--------------------------------------	---

**Miscellaneous Disciplinary Matter**

Attorney suspended pending compliance	1
---------------------------------------	---

**Bar Admissions/Character and Fitness Cases [Gov.Bar R. I(12)]**

Applicant disapproved, may reapply	5
Applicant disapproved	1
<b>Total</b>	<b>6</b>

**Unauthorized Practice of Law Cases/On Report Of Board  
[Gov.Bar R. VII]**

Respondent enjoined from actions constituting the unauthorized practice of law	4
Respondent enjoined from actions constituting the unauthorized practice of law and civil penalty imposed	3
Case dismissed – actions do not constitute the unauthorized practice of law	1
<b>Total</b>	<b>8</b>

**Miscellaneous Unauthorized Practice of Law Cases**

Dismissed	1
-----------	---

**Supreme Court of Ohio**  
Cases Pending as of January 1, 2007

**Jurisdictional Appeals And Merit Cases**

Jurisdictional Appeals	431
Jurisdictional Appeals Accepted for Review	159
Original Actions	25
Habeas Corpus Cases	12
Direct Appeals (Cases Originating in Court of Appeals)	67
Certified Conflicts	58
Certified Conflicts Involving Termination of Parental Rights/Adoption	3
Appeals from Board of Tax Appeals	24
Appeals from Public Utilities Commission	10
Death Penalty Cases <sup>1</sup>	13
Certified Questions of State Law	4
Appeals from App.R. 26(B) Applications in Death Penalty Cases	1
<b>Total</b>	<b>807</b>

**Disciplinary Cases**

Cases on Report of Board	32
Consent to Discipline Cases	1
Cases upon Felony Conviction	1
Attorney Resignation Cases	6
Reciprocal Discipline Cases	2
Judge Disciplinary Cases under Gov.Bar R. V	1
<b>Total</b>	<b>43</b>

**Bar Admissions Cases**

Bar Admissions/Character and Fitness Cases	2
--	---

**Unauthorized Practice of Law Cases**

Unauthorized Practice of Law Cases/On Report of Board	1
Unauthorized Practice of Law Cases/On Motion for Interim Cease and Desist Order	1
<b>Total</b>	<b>2</b>

**Total Number of Cases Pending** **854**

---

<sup>1</sup> Included in this category are 12 cases involving appeals from the courts of common pleas in which the death penalty was imposed for an offense committed on or after January 1, 1995. The remaining case is an appeal from a court of appeals for a capital offense committed prior to January 1, 1995.

# Courts of Appeals

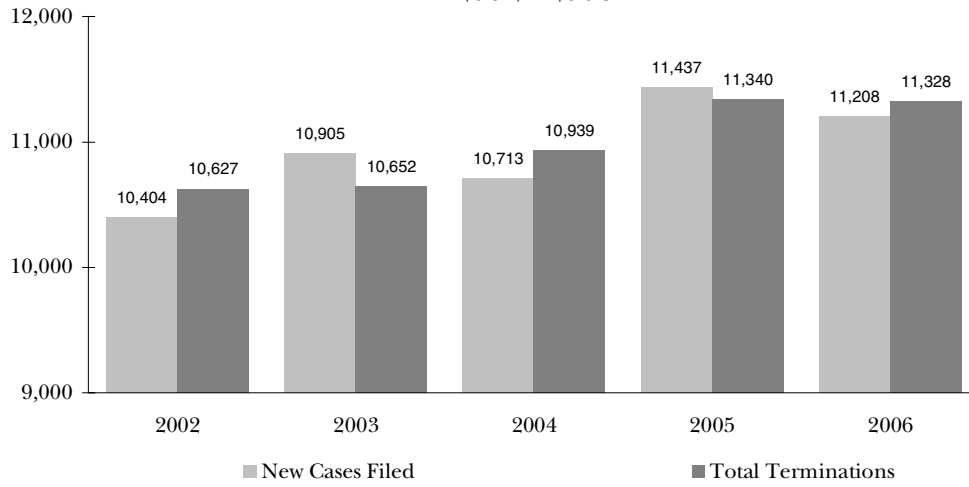


Cuyahoga County Courthouse ■ Cleveland

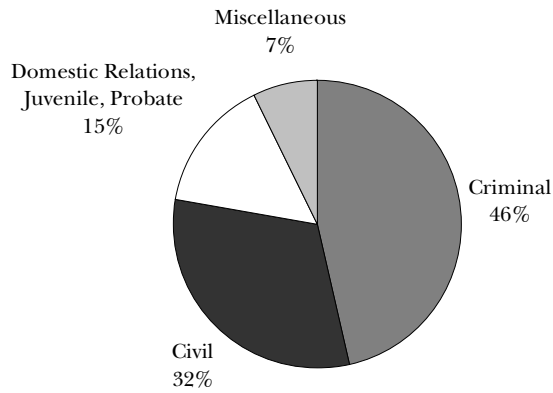
**Courts of Appeals**  
**Overall Caseloads**  
**2006**

	Number of Judges	Cases Pending January 1	New Cases Filed	Transferred In or Reactivated	Total Cases	----- Terminated By -----				Total Terminations	Cases Pending December 31
						Decision or Opinion	Dismissal	Bankruptcy Stay	Other Terminations		
First District	6	690	1,101	20	1,811	672	361	0	0	1,033	778
Second District	5	745	978	5	1,728	680	236	0	11	927	801
Third District	4	276	635	7	918	387	216	2	5	610	308
Fourth District	4	301	495	6	802	430	76	1	1	508	294
Fifth District	6	717	1,246	26	1,989	840	379	7	2	1,228	761
Sixth District	5	556	777	25	1,358	541	254	2	25	822	536
Seventh District	4	373	426	6	805	288	136	12	1	437	368
Eighth District	12	1,120	1,676	83	2,879	1,107	595	1	108	1,811	1,068
Ninth District	5	506	922	28	1,456	575	403	1	1	980	476
Tenth District	8	873	1,506	8	2,387	995	448	6	0	1,449	938
Eleventh District	5	538	686	20	1,244	582	198	2	2	784	460
Twelfth District	4	608	760	9	1,377	465	274	0	0	739	638
<b>Statewide</b>	<b>68</b>	<b>7,303</b>	<b>11,208</b>	<b>243</b>	<b>18,754</b>	<b>7,562</b>	<b>3,576</b>	<b>34</b>	<b>156</b>	<b>11,328</b>	<b>7,426</b>

**Courts of Appeals**  
**All Case Types**  
**2002 - 2006**



**Courts of Appeals**  
**New Cases Filed Comparison**  
**2006**





**Courts of Appeals  
Criminal Caseloads  
2006**

	Number of Judges	Cases Pending January 1	New Cases Filed	Transferred In or Reactivated	Total Cases	----- Terminated By -----				Total Terminations	Cases Pending December 31
						Decision or Opinion	Dismissal	Bankruptcy Stay	Other Terminations		
First District	6	451	656	14	1,121	452	160	0	0	612	509
Second District	5	457	579	2	1,038	426	101	0	5	532	506
Third District	4	158	346	3	507	208	120	0	0	328	179
Fourth District	4	124	247	3	374	191	23	0	0	214	160
Fifth District	6	366	578	16	960	404	179	0	1	584	376
Sixth District	5	274	332	13	619	246	87	0	0	333	286
Seventh District	4	148	175	4	327	111	51	0	0	162	165
Eighth District	12	549	729	34	1,312	528	235	0	0	763	549
Ninth District	5	230	369	17	616	242	140	0	0	382	234
Tenth District	8	225	497	4	726	388	115	0	0	503	223
Eleventh District	5	236	292	7	535	270	44	0	0	314	221
Twelfth District	4	246	389	7	642	265	123	0	0	388	254
<b>Statewide</b>	<b>68</b>	<b>3,464</b>	<b>5,189</b>	<b>124</b>	<b>8,777</b>	<b>3,731</b>	<b>1,378</b>	<b>0</b>	<b>6</b>	<b>5,115</b>	<b>3,662</b>

**Courts of Appeals**  
Civil Appeals  
2006

	Number of Judges	Cases Pending January 1	New Cases Filed	Transferred In or Reactivated	Total Cases	----- Terminated By -----				Total Terminations	Cases Pending December 31
						Decision or Opinion	Dismissal	Bankruptcy Stay	Other Terminations		
First District	6	185	290	1	476	165	114	0	0	279	197
Second District	5	187	233	1	421	148	81	0	5	234	187
Third District	4	61	134	2	197	93	43	2	2	140	57
Fourth District	4	85	136	3	224	102	33	1	0	136	88
Fifth District	6	188	302	3	493	211	79	7	0	297	196
Sixth District	5	198	270	8	476	205	107	2	16	330	146
Seventh District	4	140	164	1	305	108	56	3	0	167	138
Eighth District	12	428	680	37	1,145	406	254	1	91	752	393
Ninth District	5	185	375	8	568	225	169	1	0	395	173
Tenth District	8	322	550	1	873	273	188	5	0	466	407
Eleventh District	5	173	210	11	394	171	96	2	1	270	124
Twelfth District	4	261	194	2	457	88	82	0	0	170	287
<b>Statewide</b>	<b>68</b>	<b>2,413</b>	<b>3,538</b>	<b>78</b>	<b>6,029</b>	<b>2,195</b>	<b>1,302</b>	<b>24</b>	<b>115</b>	<b>3,636</b>	<b>2,393</b>

**Courts of Appeals**  
**Miscellaneous Matters**  
**2006**

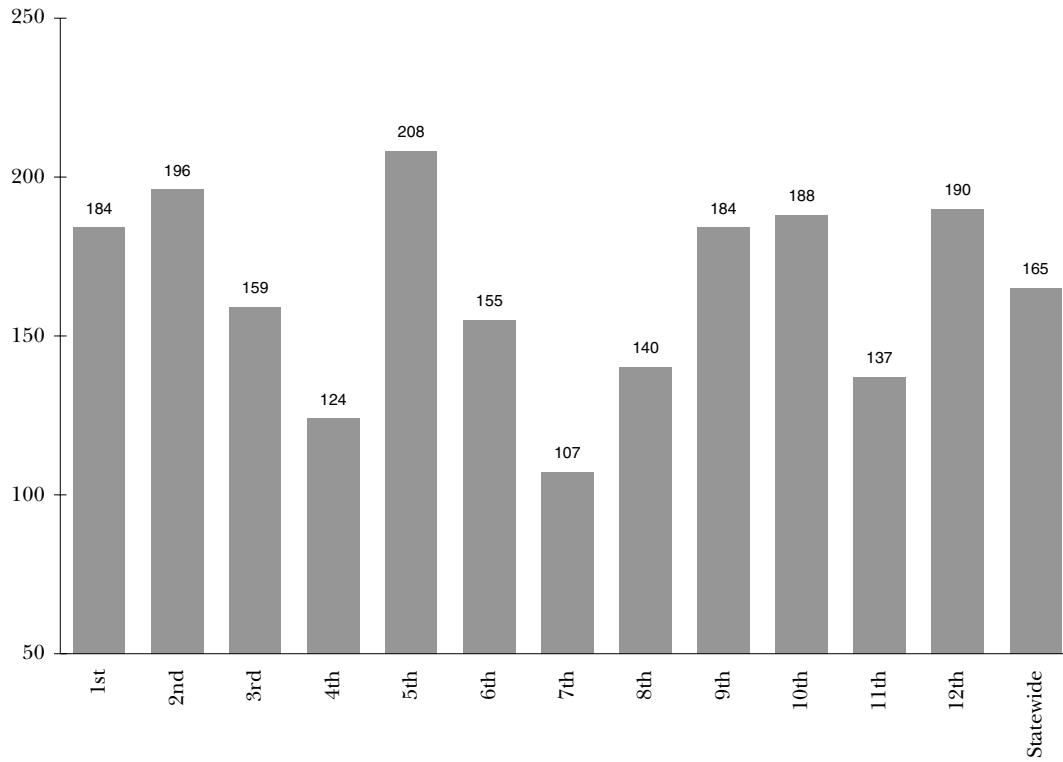
	Number of Judges	Cases Pending January 1	New Cases Filed	Transferred In or Reactivated	Total Cases	----- Terminated By -----				Total Terminations	Cases Pending December 31
						Decision or Opinion	Dismissal	Bankruptcy Stay	Other Terminations		
First District	6	10	55	0	65	8	42	0	0	50	15
Second District	5	11	32	0	43	18	17	0	0	35	8
Third District	4	5	23	0	28	3	18	0	1	22	6
Fourth District	4	5	30	0	35	22	7	0	0	29	6
Fifth District	6	31	91	1	123	29	58	0	1	88	35
Sixth District	5	20	35	0	55	30	5	0	3	38	17
Seventh District	4	17	28	0	45	21	10	0	1	32	13
Eighth District	12	55	97	0	152	92	33	0	3	128	24
Ninth District	5	8	31	1	40	1	32	0	1	34	6
Tenth District	8	268	307	3	578	266	84	0	0	350	228
Eleventh District	5	25	46	0	71	27	10	0	1	38	33
Twelfth District	4	6	35	0	41	3	29	0	0	32	9
<b>Statewide</b>	<b>68</b>	<b>461</b>	<b>810</b>	<b>5</b>	<b>1,276</b>	<b>520</b>	<b>345</b>	<b>0</b>	<b>11</b>	<b>876</b>	<b>400</b>

Miscellaneous matters include habeas corpus, original actions, administrative appeals, and appeals from the Court of Claims

**Courts of Appeals**  
 Domestic Relations, Juvenile, and Probate Appeals  
 2006

	Number of Judges	Cases Pending January 1	New Cases Filed	Transferred In or Reactivated	Total Cases	----- Terminated By -----				Total Terminations	Cases Pending December 31
						Decision or Opinion	Dismissal	Bankruptcy Stay	Other Terminations		
First District	6	44	100	5	149	47	45	0	0	92	57
Second District	5	90	134	2	226	88	37	0	1	126	100
Third District	4	52	132	2	186	83	35	0	2	120	66
Fourth District	4	87	82	0	169	115	13	0	1	129	40
Fifth District	6	132	275	6	413	196	63	0	0	259	154
Sixth District	5	64	140	4	208	60	55	0	6	121	87
Seventh District	4	68	59	1	128	48	19	9	0	76	52
Eighth District	12	88	170	12	270	81	73	0	14	168	102
Ninth District	5	83	147	2	232	107	62	0	0	169	63
Tenth District	8	58	152	0	210	68	61	1	0	130	80
Eleventh District	5	104	138	2	244	114	48	0	0	162	82
Twelfth District	4	95	142	0	237	109	40	0	0	149	88
<b>Statewide</b>	<b>68</b>	<b>965</b>	<b>1,671</b>	<b>36</b>	<b>2,672</b>	<b>1,116</b>	<b>551</b>	<b>10</b>	<b>24</b>	<b>1,701</b>	<b>971</b>

**Courts of Appeals**  
Average New Cases Per Judge  
2006



## Court of Claims



Ohio Court of Claims ■ The Ohio Judicial Center, Columbus

**Court of Claims**  
**Overall Caseload**  
**2006**

**Judicial Cases and Administrative Determinations**

	<b>Judicial</b>	<b>Administrative</b>	<b>Total</b>
Cases Pending January 1	540	133	673
Cases Filed	375	359	734
Total Terminations	380	374	754
Cases Pending December 31	535	118	653

**Victims of Crime Claims**

	Panel Commissioners
Objections Pending January 1	48
Objections Filed	137
Objections Terminated	103
Objections Pending December 31	82
	Judicial Reviews
	17

# Courts of Common Pleas General Division



Mercer County Courthouse ■ Celina



**Courts of Common Pleas – General Division**  
**Composite Report for the Entire State**  
**2006**

	Professional Tort	Product Liability	Other Torts	Workers' Compensation	Foreclosures	Administrative Appeals	Complex Litigation	Other Civil	Criminal	Total
Cases Pending Beginning of Year	2,343	778	21,971	7,360	20,268	877	143	29,177	28,297	111,214
New Cases Filed	1,502	348	21,292	8,067	79,072	1,167	X	53,646	82,388	247,482
Transferred in, Reactivated or Redesignated Cases	535	52	2,977	1,046	13,221	135	88	3,433	15,738	37,225
<b>Total Cases</b>	<b>4,380</b>	<b>1,178</b>	<b>46,240</b>	<b>16,473</b>	<b>112,561</b>	<b>2,179</b>	<b>231</b>	<b>86,256</b>	<b>126,423</b>	<b>395,921</b>
Cases Terminated By:										
Jury Trial	134	3	694	98	9	2	2	284	1,931	3,157
Court Trial	9	2	147	46	701	30	5	924	937	2,801
Settled or Dismissed Prior to Trial	486	117	7,933	3,198	3,278	154	38	7,514	1,200	23,918
Dismissal	1,037	158	9,569	3,901	12,400	298	27	12,389	5,328	45,107
Dismissal: Lack of Speedy Trial (CR) or Want of Prosecution (CV)	98	9	941	444	1,666	54	7	2,089	114	5,422
Magistrate	8	4	573	17	12,094	146	0	4,010	X	16,852
Diversion or Arbitration	10	4	540	90	64	4	0	742	3,591	5,045
Guilty/No Contest to Original Charge (CR) or Default (CV)	24	7	1,645	52	35,874	35	15	15,031	36,375	89,058
Guilty/No Contest to Reduced Charge	X	X	X	X	X	X	X	X	27,287	27,287
Unavailability of Accused	0	0	8	2	12	29	1	47	9,831	9,930
Transferred Out	305	444	2,157	1,165	997	76	5	3,052	7,589	15,790
Referred to Private Judge	0	1	4	2	7	0	0	31	X	45
Bankruptcy Stay or Interlocutory Appeal	42	9	271	27	2,829	15	7	1,307	68	4,575
All Other Terminations	303	43	1,592	425	7,428	440	27	9,460	2,864	22,582
<b>Total Terminations</b>	<b>2,456</b>	<b>801</b>	<b>26,074</b>	<b>9,467</b>	<b>77,359</b>	<b>1,283</b>	<b>134</b>	<b>56,880</b>	<b>97,115</b>	<b>271,569</b>
Cases Pending End of Year	1,924	377	20,166	7,006	35,202	896	97	29,376	29,308	124,352
Time Guideline (Months)	<b>24</b>	<b>24</b>	<b>24</b>	<b>12</b>	<b>12</b>	<b>9</b>	<b>36</b>	<b>24</b>	<b>6</b>	<b>X</b>
Cases Pending End of Year Beyond Time Guideline	197	35	884	810	2,484	191	20	1,322	3,796	9,736
Note: "X" indicates data not applicable										

**Courts of Common Pleas – General Division**  
**Overall Caseloads**  
**2006**

County	Judges	----- Population -----		----- New Filings, Transfers, and Reactivations -----			----- Terminations -----			Clearance Rate
		Total	Per Judge	Total	Per Judge	Per 1,000 Population	Total	Per Judge	Per 1,000 Population	
The judges of the following counties have general division jurisdiction exclusively										
Allen	2	108,473	54,237	1,981	991	18	2,081	1,041	19	105%
Auglaize	1	46,611	46,611	605	605	13	609	609	13	101%
Butler	6	332,807	55,467	9,233	1,538	28	9,060	1,510	27	98%
Clark	3	144,742	48,247	3,471	1,157	24	3,512	1,171	24	101%
Clermont	3	177,977	59,326	3,492	1,164	20	3,720	1,240	21	107%
Cuyahoga	34	1,393,978	40,999	58,882	1,732	42	48,251	1,419	35	82%
Fairfield	2	122,759	61,380	2,000	1,000	16	1,904	952	16	95%
Franklin	17	1,068,978	62,881	31,155	1,833	29	29,986	1,764	28	96%
Greene	2	147,886	73,943	2,099	1,050	14	2,158	1,079	15	103%
Hamilton	16	845,303	52,831	24,819	1,551	29	24,952	1,560	30	101%
Lake	4	227,511	56,878	4,065	1,016	18	4,089	1,022	18	101%
Licking	2	145,491	72,746	2,824	1,412	19	2,684	1,342	18	95%
Logan	1	46,005	46,005	864	864	19	859	859	19	99%
Lorain	5	284,664	56,933	8,423	1,685	30	8,227	1,645	29	98%
Lucas	10	455,054	45,505	10,462	1,046	23	10,396	1,040	23	99%
Mahoning	5	257,555	51,511	7,542	1,508	29	7,327	1,465	28	97%
Marion	2	66,217	33,109	1,863	932	28	1,820	910	27	98%
Medina	2	151,095	75,548	2,573	1,287	17	2,618	1,309	17	102%
Montgomery	11	559,062	50,824	17,850	1,623	32	17,744	1,613	32	99%
Muskingum	2	84,585	42,293	1,281	641	15	1,339	670	16	105%
Portage	2	152,061	76,031	2,401	1,201	16	2,311	1,156	15	96%
Richland	2	128,852	64,426	2,907	1,454	23	2,776	1,388	22	95%
Scioto	2	79,195	39,598	2,525	1,263	32	2,428	1,214	31	96%
Stark	5	378,098	75,620	7,441	1,488	20	7,341	1,468	19	99%
Summit	8	542,899	67,862	14,961	1,870	28	14,821	1,853	27	99%
Trumbull	4	225,116	56,279	4,497	1,124	20	4,379	1,095	19	97%
Warren	3	158,383	52,794	3,429	1,143	22	3,283	1,094	21	96%
The judges of the following counties also have domestic relations division jurisdiction										
Ashland	1	52,523	52,523	636	636	12	638	638	12	100%
Ashtabula	3	102,728	34,243	2,120	707	21	2,025	675	20	96%
Athens	2	62,223	31,112	1,080	540	17	1,020	510	16	94%
Belmont	2	70,226	35,113	978	489	14	1,050	525	15	107%
Brown	1	42,285	42,285	938	938	22	822	822	19	88%
Carroll	1	28,836	28,836	349	349	12	362	362	13	104%
Champaign	1	38,890	38,890	872	872	22	776	776	20	89%
Clinton	1	40,543	40,543	982	982	24	889	889	22	91%
Columbiana	2	112,075	56,038	1,710	855	15	1,675	838	15	98%
Coshocton	1	36,655	36,655	874	874	24	813	813	22	93%
Crawford	1	46,966	46,966	748	748	16	820	820	17	110%
Darke	1	53,309	53,309	739	739	14	719	719	13	97%
Defiance	1	39,500	39,500	789	789	20	789	789	20	100%
Delaware	2	109,989	54,995	2,110	1,055	19	2,073	1,037	19	98%
Fayette	1	28,433	28,433	635	635	22	675	675	24	106%
Fulton	1	42,084	42,084	613	613	15	608	608	14	99%
Gallia	1	31,069	31,069	512	512	16	540	540	17	105%
Geauga	2	90,895	45,448	1,214	607	13	1,103	552	12	91%
Guernsey	1	40,792	40,792	678	678	17	665	665	16	98%

**Courts of Common Pleas – General Division**  
**Overall Caseloads**  
**2006**

County	Judges	----- Population -----		New Filings, Transfers, ----- and Reactivations -----			----- Terminations -----			Clearance Rate
		Total	Per Judge	Total	Per Judge	Per 1,000 Population	Total	Per Judge	Per 1,000 Population	
Hancock	2	71,295	35,648	1,174	587	16	1,173	587	16	100%
Hardin	1	31,945	31,945	560	560	18	570	570	18	102%
Harrison	1	15,856	15,856	207	207	13	218	218	14	105%
Highland	1	40,875	40,875	893	893	22	892	892	22	100%
Hocking	1	28,241	28,241	503	503	18	542	542	19	108%
Holmes	1	38,943	38,943	447	447	11	476	476	12	106%
Huron	1	59,487	59,487	814	814	14	807	807	14	99%
Jackson	1	32,641	32,641	586	586	18	538	538	16	92%
Jefferson	2	73,894	36,947	951	476	13	919	460	12	97%
Knox	1	54,500	54,500	825	825	15	822	822	15	100%
Lawrence	2	62,319	31,160	1,257	629	20	1,189	595	19	95%
Madison	1	40,213	40,213	576	576	14	562	562	14	98%
Meigs	1	23,072	23,072	291	291	13	267	267	12	92%
Mercer	1	40,924	40,924	422	422	10	412	412	10	98%
Miami	2	98,868	49,434	1,440	720	15	1,404	702	14	98%
Monroe	1	15,180	15,180	205	205	14	166	166	11	81%
Ottawa	1	40,985	40,985	846	846	21	707	707	17	84%
Paulding	1	20,293	20,293	459	459	23	422	422	21	92%
Perry	1	34,078	34,078	442	442	13	440	440	13	100%
Pickaway	1	52,727	52,727	962	962	18	894	894	17	93%
Pike	1	27,695	27,695	566	566	20	508	508	18	90%
Preble	1	42,337	42,337	839	839	20	792	792	19	94%
Putnam	1	34,726	34,726	245	245	7	275	275	8	112%
Ross	2	73,345	36,673	1,361	681	19	1,327	664	18	98%
Sandusky	2	61,792	30,896	985	493	16	1,027	514	17	104%
Seneca	2	58,683	29,342	885	443	15	908	454	15	103%
Shelby	1	47,910	47,910	814	814	17	813	813	17	100%
Tuscarawas	2	90,914	45,457	1,367	684	15	1,357	679	15	99%
Union	1	40,909	40,909	855	855	21	821	821	20	96%
Van Wert	1	29,659	29,659	970	970	33	944	944	32	97%
Vinton	1	12,806	12,806	318	318	25	321	321	25	101%
Washington	2	63,251	31,626	1,531	766	24	1,537	769	24	100%
Wayne	2	111,564	55,782	1,520	760	14	1,394	697	12	92%
Williams	1	39,188	39,188	545	545	14	511	511	13	94%
Wood	3	121,065	40,355	1,590	530	13	1,529	510	13	96%
The judge of the following county also has probate division jurisdiction										
Henry	1	29,210	29,210	319	319	11	272	272	9	85%
The judges of the following counties also have domestic relations, probate, and juvenile division jurisdiction										
Adams	1	27,330	27,330	448	448	16	432	432	16	96%
Morgan	1	14,897	14,897	257	257	17	224	224	15	87%
Morrow	1	31,628	31,628	642	642	20	653	653	21	102%
Noble	1	14,058	14,058	208	208	15	236	236	17	113%
Wyandot	1	22,908	22,908	403	403	18	436	436	19	108%
The judges of the following county also have domestic relations and probate division jurisdiction										
Erie	2	79,551	39,776	1,957	979	25	3,095	1,548	39	158%
Statewide	237	11,353,140	47,904	284,707	1,201	25	271,569	1,146	24	95%

All population figures based on 2000 U.S. Census

## Courts of Common Pleas – General Division

### Overall Terminations

2006

County	Jury Trial	Court Trial	Settled or Dismissed Pre Trial	Dismissal	Lack of Speedy Trial (CR)/ Want of Prosecution (CV)	Magistrate	Diversion or Arbitration	Guilty/ No Contest Plea to Original Charge (CR)/Default (CV)	Unavailability of Party	Transferred Out	Bankruptcy Stay/Interlocutory Appeal	Other Terminations	Total Terminations
The judges of the following counties have general division jurisdiction exclusively													
Allen	24	49	203	381	57	0	34	369	16	31	42	621	2,081
Auglaize	4	22	77	78	5	0	2	207	12	9	8	73	609
Butler	84	46	850	1,053	44	1	26	3,091	506	1,000	148	1,149	9,060
Clark	47	16	335	757	8	0	0	1,075	146	41	47	214	3,512
Clermont	36	30	575	550	23	903	87	660	125	60	79	397	3,720
Cuyahoga	751	396	123	11,903	0	8,097	1,184	13,717	2,018	3,716	416	2,060	48,251
Fairfield	20	11	117	402	10	2	61	911	108	38	63	99	1,904
Franklin	217	94	2,305	4,706	326	846	288	8,973	1,107	2,559	702	1,671	29,986
Greene	15	5	25	383	12	135	89	921	38	45	42	78	2,158
Hamilton	219	225	2,060	2,338	1,963	4,690	320	3,014	1,111	2,996	236	2,072	24,952
Lake	87	16	729	749	134	134	54	1,279	95	112	104	373	4,089
Licking	28	4	203	452	24	72	26	1,429	24	76	53	280	2,684
Logan	8	4	119	131	6	75	33	318	12	2	22	57	859
Lorain	52	71	918	1,105	5	3	27	3,667	452	934	197	572	8,227
Lucas	146	40	1,415	1,807	121	37	42	3,305	220	255	157	1,388	10,396
Mahoning	50	12	823	1,485	0	568	170	2,925	322	530	186	230	7,327
Marion	27	138	178	253	44	0	28	560	65	64	19	166	1,820
Medina	42	2	860	269	4	70	37	850	45	76	64	141	2,618
Montgomery	173	12	869	3,772	795	553	1,149	8,799	497	328	259	533	17,744
Muskingum	15	7	250	101	13	0	0	827	3	19	45	59	1,339
Portage	30	8	501	283	90	24	8	834	22	33	25	192	2,311
Richland	52	7	565	48	81	96	51	1,142	159	57	31	246	2,776
Scioto	17	10	62	440	14	0	7	809	168	141	20	351	2,428
Stark	139	44	1,113	355	316	3	246	3,652	150	496	181	566	7,341
Summit	245	59	1,551	1,858	190	85	348	5,109	689	553	302	1,190	14,821
Trumbull	43	652	1,444	176	23	2	50	1,035	38	206	130	303	4,379
Warren	53	49	336	686	0	0	0	950	127	20	49	539	3,283
The judges of the following counties also have domestic relations division jurisdiction													
Ashland	7	20	4	159	0	31	7	87	7	11	12	214	638
Ashtabula	27	8	188	425	0	0	9	815	74	33	38	191	2,025
Athens	6	24	60	187	1	0	56	440	34	64	11	135	1,020
Belmont	12	0	29	333	0	0	4	387	39	75	22	120	1,050
Brown	6	3	35	155	12	1	10	385	64	0	10	52	822
Carroll	4	5	89	1	3	0	0	196	6	3	12	8	362
Champaign	8	3	156	95	0	0	26	201	29	2	12	53	776
Clinton	8	7	239	7	0	0	6	303	9	10	9	220	889
Columbiana	18	17	161	171	161	65	4	691	68	38	45	140	1,675
Coshocton	1	2	8	148	4	0	0	342	7	3	12	242	813
Crawford	13	2	87	112	6	76	33	341	3	9	15	89	820
Darke	5	7	76	87	6	0	16	335	15	3	18	25	719
Defiance	12	100	49	169	11	0	0	384	8	1	1	7	789
Delaware	24	11	304	341	103	28	72	508	61	69	65	168	2,073
Fayette	26	6	8	124	12	17	16	408	16	1	18	4	675
Fulton	4	16	122	33	3	0	4	193	8	10	4	135	608
Gallia	6	17	52	140	9	1	0	182	37	11	2	44	540
Geauga	16	11	124	347	26	5	14	157	39	31	30	247	1,103
Guernsey	6	14	72	108	11	21	5	273	32	4	16	66	665

**Courts of Common Pleas – General Division**  
**Overall Terminations**  
**2006**

County	Jury Trial	Court Trial	Settled or Dismissed Pre Trial	Dismissal	Lack of Speedy Trial (CR)/ Want of Prosecution (CV)	Magistrate	Diversion or Arbitration	Guilty/ No Contest Plea to Original Charge (CR)/Default (CV)	Unavailability of Party	Transferred Out	Bankruptcy Stay/Interlocutory Appeal	Other Terminations	Total Terminations
Hancock	1	20	221	130	42	0	55	546	10	65	8	42	1,173
Hardin	2	4	16	123	13	1	5	269	26	2	11	30	570
Harrison	3	1	28	29	4	0	3	98	6	0	10	11	218
Highland	6	24	64	185	34	0	0	508	23	4	13	26	892
Hocking	5	17	128	103	0	0	0	82	11	4	5	2	542
Holmes	16	49	73	21	0	0	1	181	31	2	8	76	476
Huron	6	3	114	93	17	0	9	288	22	17	8	104	807
Jackson	0	2	11	170	1	0	4	297	25	8	6	10	538
Jefferson	12	17	137	177	4	0	0	395	2	26	16	121	919
Knox	10	6	92	244	1	0	0	114	0	6	24	322	822
Lawrence	8	2	55	244	19	2	3	465	166	118	23	68	1,189
Madison	11	7	18	139	0	0	0	83	4	2	25	237	562
Meigs	3	14	81	0	6	0	0	108	3	3	3	20	267
Mercer	1	0	54	9	56	0	10	163	10	9	11	21	412
Miami	21	18	61	302	14	0	7	775	20	35	29	110	1,404
Monroe	2	4	4	53	0	0	3	56	0	1	2	21	166
Ottawa	13	2	42	190	21	45	4	237	2	2	4	85	707
Paulding	8	1	12	110	0	0	0	184	12	1	11	67	422
Perry	4	1	133	0	0	0	0	238	3	13	8	40	440
Pickaway	10	7	26	221	0	2	1	559	12	4	14	12	894
Pike	3	0	66	154	0	0	0	200	13	4	9	52	508
Preble	2	1	21	175	0	0	18	312	20	2	15	62	792
Putnam	1	7	1	79	0	17	0	38	0	6	5	70	275
Ross	22	6	134	212	24	16	14	656	61	40	33	73	1,327
Sandusky	4	2	69	254	0	0	55	227	18	32	14	302	1,027
Seneca	14	20	152	82	7	71	5	412	9	13	12	67	908
Shelby	1	5	29	100	67	0	3	315	10	5	19	44	813
Tuscarawas	9	14	169	73	211	0	64	466	61	40	32	112	1,357
Union	21	32	92	136	0	0	0	328	12	12	32	156	821
Van Wert	5	1	173	37	4	0	6	403	32	12	9	222	944
Vinton	3	20	37	30	1	0	0	111	31	5	5	48	321
Washington	30	105	260	275	17	0	1	367	79	39	28	321	1,537
Wayne	13	27	254	95	42	0	0	621	32	53	25	158	1,394
Williams	4	4	90	61	0	0	5	244	6	4	12	41	511
Wood	25	17	219	220	16	0	68	540	93	41	29	148	1,529
The judge of the following county also has probate division jurisdiction													
Henry	1	1	26	71	0	0	3	76	0	1	5	64	272
The judges of the following counties also have domestic relations, probate, and juvenile division jurisdiction													
Adams	3	1	8	86	5	36	3	190	15	23	15	36	432
Morgan	3	20	17	51	5	0	4	51	9	0	5	58	224
Morrow	2	0	35	165	5	0	5	160	55	12	15	111	653
Noble	1	9	3	59	1	0	0	42	17	0	3	59	236
Wyandot	6	6	23	89	1	21	12	172	10	3	9	60	436
The judges of the following county also have domestic relations and probate division jurisdiction													
Erie	9	2	201	397	108	0	25	425	128	346	26	1,113	3,095
Statewide	3,157	2,801	23,918	45,107	5,422	16,852	5,045	89,058	9,930	15,790	4,575	22,582	271,569

Note: Total Terminations includes Referrals to Private Judge and Guilty/No Contest Plea to Reduced Charge (see individual case type tables for breakdown)

**Courts of Common Pleas – General Division**  
**Total Civil Overall Caseloads**  
**2006**

<b>County</b>	<b>Cases Pending January 1</b>	<b>New Filings</b>	<b>Reactivations and Transfers</b>	<b>Total Cases</b>	<b>Total Terminations</b>	<b>Clearance Rate</b>	<b>Cases Pending December 31</b>	<b>Cases Pending Beyond Time Guidelines</b>
Adams	102	305	21	428	304	93%	124	2
Allen	704	1,294	122	2,120	1,456	103%	664	40
Ashland	213	474	16	703	498	102%	205	4
Ashtabula	785	1,579	66	2,430	1,557	95%	873	45
Athens	241	609	19	869	604	96%	265	5
Auglaize	141	366	11	518	402	107%	116	0
Belmont	487	546	90	1,123	668	105%	455	56
Brown	347	533	35	915	519	91%	396	74
Butler	2,329	5,283	727	8,339	5,795	96%	2,544	52
Carroll	109	203	2	314	217	106%	97	0
Champaign	261	416	73	750	443	91%	307	70
Clark	1,250	1,707	71	3,028	1,955	110%	1,073	134
Clermont	1,435	2,182	121	3,738	2,519	109%	1,219	207
Clinton	226	496	27	749	448	86%	301	22
Columbiana	587	1,190	81	1,858	1,300	102%	558	14
Coshocton	192	667	16	875	640	94%	235	12
Crawford	246	553	35	834	628	107%	206	12
Cuyahoga	11,699	30,280	8,880	50,859	28,611	73%	22,248	2,297
Darke	193	416	16	625	433	100%	192	0
Defiance	274	498	0	772	446	90%	326	15
Delaware	576	1,260	222	2,058	1,394	94%	664	20
Erie	1,846	1,045	124	3,015	1,758	150%	1,257	42
Fairfield	671	1,356	84	2,111	1,385	96%	726	31
Fayette	206	362	21	589	413	108%	176	4
Franklin	8,633	17,120	1,881	27,634	18,111	95%	9,523	312
Fulton	186	353	20	559	357	96%	202	15
Gallia	138	284	0	422	283	100%	139	2
Geauga	575	915	105	1,595	930	91%	665	9
Greene	602	1,200	63	1,865	1,235	98%	630	12
Guernsey	187	420	50	657	466	99%	191	3
Hamilton	7,826	12,739	1,358	21,923	14,667	104%	7,256	534
Hancock	412	803	43	1,258	868	103%	390	24
Hardin	134	323	28	485	368	105%	117	2
Harrison	85	108	13	206	137	113%	69	11
Henry	134	232	0	366	193	83%	173	0
Highland	248	513	0	761	530	103%	231	21
Hocking	144	241	0	385	226	94%	159	2
Holmes	105	226	3	334	250	109%	84	0
Huron	245	570	26	841	576	97%	265	3
Jackson	213	408	2	623	386	94%	237	8
Jefferson	418	683	83	1,184	765	100%	419	0
Knox	436	598	39	1,073	662	104%	411	35
Lake	1,401	3,154	206	4,761	3,367	100%	1,394	7
Lawrence	441	579	97	1,117	637	94%	480	50

**Courts of Common Pleas – General Division**  
**Total Civil Overall Caseloads**  
**2006**

<b>County</b>	<b>Cases Pending January 1</b>	<b>New Filings</b>	<b>Reactivations and Transfers</b>	<b>Total Cases</b>	<b>Total Terminations</b>	<b>Clearance Rate</b>	<b>Cases Pending December 31</b>	<b>Cases Pending Beyond Time Guidelines</b>
Licking	707	1,948	150	2,805	1,962	94%	843	28
Logan	232	624	5	861	628	100%	233	7
Lorain	2,424	4,779	637	7,840	5,263	97%	2,577	79
Lucas	4,061	7,244	392	11,697	7,537	99%	4,160	111
Madison	179	377	40	596	410	98%	186	3
Mahoning	3,649	4,980	496	9,125	5,482	100%	3,643	341
Marion	489	1,072	182	1,743	1,232	98%	511	17
Medina	905	1,668	86	2,659	1,753	100%	906	0
Meigs	82	170	33	285	203	100%	82	0
Mercer	115	248	15	378	268	102%	110	4
Miami	387	972	46	1,405	992	97%	413	0
Monroe	52	124	4	180	119	93%	61	4
Montgomery	4,452	10,341	1,693	16,486	11,898	99%	4,588	130
Morgan	82	124	25	231	141	95%	90	3
Morrow	309	368	6	683	382	102%	301	53
Muskingum	578	811	42	1,431	929	109%	502	68
Noble	62	76	19	157	94	99%	63	7
Ottawa	370	639	2	1,011	559	87%	452	11
Paulding	105	236	17	358	215	85%	143	8
Perry	115	362	0	477	353	98%	124	0
Pickaway	279	658	25	962	630	92%	332	0
Pike	244	283	16	543	338	113%	205	34
Portage	1,107	1,643	18	2,768	1,630	98%	1,138	111
Preble	209	590	1	800	529	90%	271	3
Putnam	100	154	8	262	178	110%	84	11
Richland	726	1,578	146	2,450	1,586	92%	864	18
Ross	519	736	47	1,302	797	102%	505	113
Sandusky	338	545	28	911	568	99%	343	19
Scioto	668	1,211	79	1,958	1,192	92%	766	13
Seneca	164	552	29	745	577	99%	168	1
Shelby	150	430	20	600	442	98%	158	2
Stark	1,432	5,098	661	7,191	5,683	99%	1,508	4
Summit	4,028	8,598	689	13,315	9,158	99%	4,157	95
Trumbull	2,620	3,499	368	6,487	3,740	97%	2,747	311
Tuscarawas	449	892	64	1,405	951	99%	454	7
Union	173	582	34	789	602	98%	187	0
Van Wert	210	497	22	729	512	99%	217	0
Vinton	76	112	7	195	129	108%	66	0
Warren	999	2,124	308	3,431	2,331	96%	1,100	84
Washington	274	667	2	943	671	100%	272	6
Wayne	436	884	37	1,357	867	94%	490	13
Williams	129	334	24	487	332	93%	155	4
Wood	428	940	44	1,412	911	93%	501	5
Wyandot	121	235	23	379	273	106%	106	4
<b>Statewide</b>	<b>82,917</b>	<b>165,094</b>	<b>21,487</b>	<b>269,498</b>	<b>174,454</b>	<b>94%</b>	<b>95,044</b>	<b>5,940</b>

## Courts of Common Pleas – General Division

### Total Civil Terminations

2006

County	Jury Trial	Court Trial	Settled or Dismissed Pre Trial	Dismissal	For Want of Prosecution	Magistrate	Diversion or Arbitration	Default	Unavailability of Party	Transferred Out	Private Judge Referral	Bankruptcy Stay/Interlocutory Appeal	Other Terminations	Total Terminations
Adams	2	0	7	79	4	36	1	107	0	19	0	14	35	304
Allen	6	41	203	358	52	0	0	106	0	30	0	42	618	1,456
Ashland	6	19	4	154	0	31	7	63	0	3	1	12	198	498
Ashtabula	7	8	188	371	0	0	4	728	2	28	0	38	183	1,557
Athens	5	24	60	149	1	0	7	189	1	30	0	11	127	604
Auglaize	0	22	73	72	5	0	0	152	0	3	0	8	67	402
Belmont	9	0	29	259	0	0	4	204	0	30	0	22	111	668
Brown	1	1	35	136	12	1	6	268	0	0	0	10	49	519
Butler	32	31	849	1,002	44	1	20	2,455	0	301	0	148	912	5,795
Carroll	1	5	84	1	3	0	0	101	0	3	0	12	7	217
Champaign	3	3	151	35	0	0	26	158	0	2	0	12	53	443
Clark	8	15	335	418	8	0	0	902	0	20	0	46	203	1,955
Clermont	24	18	539	490	23	903	8	7	3	45	0	77	382	2,519
Clinton	2	0	195	7	0	0	0	4	1	10	0	9	220	448
Columbiana	8	12	161	157	160	65	4	540	0	17	0	44	132	1,300
Coshocton	1	2	8	128	4	0	0	241	0	2	0	12	242	640
Crawford	8	2	87	91	6	76	1	246	0	8	0	15	88	628
Cuyahoga	267	40	106	10,656	0	8,097	193	3,706	0	3,096	0	415	2,035	28,611
Darke	2	7	76	71	5	0	0	226	0	3	0	18	25	433
Defiance	9	99	49	127	11	0	0	144	0	1	0	1	5	446
Delaware	9	5	227	292	102	28	11	458	0	34	3	65	160	1,394
Erie	4	1	201	362	108	0	9	307	51	170	0	26	519	1,758
Fairfield	14	9	86	386	10	2	17	672	0	29	0	63	97	1,385
Fayette	1	6	8	112	12	17	16	218	0	1	0	18	4	413
Franklin	71	68	1,774	4,665	324	846	161	7,554	2	375	4	672	1,595	18,111
Fulton	2	16	116	21	3	0	4	157	0	8	0	4	26	357
Gallia	4	17	52	61	9	1	0	88	0	11	0	2	38	283
Geauga	14	11	124	334	26	5	12	104	10	21	0	30	239	930
Greene	3	1	10	359	12	135	4	550	0	42	0	42	77	1,235
Guernsey	2	14	72	107	11	21	4	152	2	3	19	16	43	466
Hamilton	63	29	2,056	1,863	1,958	4,690	103	1,131	0	571	6	236	1,961	14,667
Hancock	1	20	209	129	42	0	12	359	0	47	0	8	41	868
Hardin	0	4	16	107	13	1	3	184	1	1	0	11	27	368
Harrison	1	1	25	26	4	0	0	59	2	0	0	10	9	137
Henry	1	0	26	57	0	0	0	40	0	1	0	5	63	193
Highland	3	24	64	102	34	0	0	273	0	3	0	13	14	530
Hocking	1	17	128	69	0	0	0	0	0	4	0	5	2	226
Holmes	4	19	72	14	0	0	1	109	0	2	0	8	21	250
Huron	4	2	114	76	17	0	0	243	0	13	0	8	99	576
Jackson	0	2	11	148	1	0	0	206	0	7	0	6	5	386
Jefferson	7	17	137	173	4	0	0	269	0	23	0	16	119	765
Knox	7	6	92	227	1	0	0	0	0	6	0	24	299	662
Lake	40	16	714	731	134	134	27	1,002	2	106	0	101	360	3,367
Lawrence	4	2	55	209	19	2	1	230	0	24	0	23	68	637
Licking	7	2	167	417	24	72	0	876	0	70	0	53	274	1,962
Logan	3	4	118	114	4	75	1	248	0	0	0	21	40	628



## Courts of Common Pleas – General Division

### Total Civil Terminations

2006

County	Jury Trial	Court Trial	Settled or Dismissed Pre Trial	Dismissal	For Want of Prosecution	Magistrate	Diversion or Arbitration	Default	Unavailability of Party	Transferred Out	Private Judge Referral	Bankruptcy Stay/Interlocutory Appeal	Other Terminations	Total Terminations
Lorain	22	41	917	1,032	5	3	12	1,994	1	593	0	197	446	5,263
Lucas	77	29	1,308	1,510	121	37	15	2,691	0	240	1	157	1,351	7,537
Madison	4	7	18	117	0	0	0	1	0	2	0	25	236	410
Mahoning	38	8	822	1,397	0	568	34	2,094	4	185	0	168	164	5,482
Marion	10	137	178	250	44	0	0	376	3	49	0	19	166	1,232
Medina	22	1	845	258	4	70	1	315	0	60	1	64	112	1,753
Meigs	1	14	78	0	3	0	0	88	0	3	0	3	13	203
Mercer	1	0	54	8	39	0	0	126	0	9	0	10	21	268
Miami	14	7	61	280	14	0	2	441	0	34	0	29	110	992
Monroe	0	4	4	50	0	0	3	34	0	1	0	2	21	119
Montgomery	57	0	869	3,509	795	553	84	4,963	0	280	0	258	530	11,898
Morgan	0	10	16	45	5	0	1	19	0	0	0	5	40	141
Morrow	1	0	29	152	2	0	1	134	0	11	0	15	37	382
Muskingum	9	7	247	97	13	0	0	438	0	17	0	43	58	929
Noble	0	3	2	49	1	0	0	13	0	0	0	3	23	94
Ottawa	4	1	33	134	21	45	1	229	2	2	1	4	82	559
Paulding	6	0	12	81	0	0	0	99	0	0	0	11	6	215
Perry	0	1	124	0	0	0	0	168	0	13	0	8	39	353
Pickaway	6	7	26	175	0	2	1	391	0	3	0	14	5	630
Pike	3	0	66	84	0	0	0	135	0	4	0	9	37	338
Portage	14	3	497	233	88	24	8	542	0	18	0	25	178	1,630
Preble	1	0	21	165	0	0	0	282	0	2	0	15	43	529
Putnam	0	7	1	74	0	17	0	0	0	4	0	5	70	178
Richland	15	5	537	38	43	96	4	595	0	27	0	31	195	1,586
Ross	6	2	134	153	11	16	1	357	0	23	1	30	63	797
Sandusky	1	2	68	158	0	0	13	12	0	6	0	14	294	568
Scioto	3	9	61	266	6	0	6	541	1	67	1	20	211	1,192
Seneca	5	17	147	60	6	71	0	186	0	7	0	11	67	577
Shelby	1	4	29	73	66	0	2	204	1	5	0	19	38	442
Stark	54	39	1,102	347	311	3	234	2,383	0	478	1	180	551	5,683
Summit	82	21	1,551	1,546	190	85	269	3,417	1	498	6	302	1,190	9,158
Trumbull	31	651	1,444	162	20	2	46	808	0	193	0	130	253	3,740
Tuscarawas	7	11	169	23	211	0	11	341	2	34	0	32	110	951
Union	3	32	92	125	0	0	0	197	1	8	0	32	112	602
Van Wert	0	1	148	3	3	0	0	287	0	7	0	9	54	512
Vinton	0	20	27	18	1	0	0	49	0	5	0	5	4	129
Warren	25	42	336	665	0	0	0	718	0	9	0	49	487	2,331
Washington	12	33	187	154	17	0	1	166	0	13	0	28	60	671
Wayne	8	8	218	77	42	0	0	329	6	22	0	24	133	867
Williams	1	0	90	49	0	0	2	136	0	4	0	12	38	332
Wood	8	12	215	159	15	0	32	269	0	39	0	29	133	911
Wyandot	3	6	22	81	1	21	3	79	0	3	0	9	45	273
Statewide	1,226	1,864	22,707	39,778	5,316	16,856	1,454	52,683	99	8,201	45	4,507	19,718	174,454

**Courts of Common Pleas – General Division**  
**Professional Tort Overall Caseloads**  
**2006**

<b>County</b>	<b>Cases Pending January 1</b>	<b>New Filings</b>	<b>Reactivations and Transfers</b>	<b>Total Cases</b>	<b>Total Terminations</b>	<b>Clearance Rate</b>	<b>Cases Pending December 31</b>	<b>Cases Pending Beyond Time Guidelines</b>
Adams	4	2	1	7	4	133%	3	0
Allen	34	19	5	58	28	117%	30	4
Ashland	7	3	0	10	5	167%	5	0
Ashtabula	17	13	0	30	16	123%	14	1
Athens	0	1	0	1	0	0%	1	0
Auglaize	2	4	1	7	5	100%	2	0
Belmont	8	3	3	14	8	133%	6	2
Brown	1	1	0	2	1	100%	1	0
Butler	26	11	11	48	32	145%	16	0
Carroll	0	1	0	1	1	100%	0	0
Champaign	2	2	0	4	1	50%	3	3
Clark	34	14	1	49	26	173%	23	3
Clermont	17	21	1	39	19	86%	20	1
Clinton	4	6	0	10	3	50%	7	0
Columbiana	9	9	0	18	8	89%	10	1
Coshocton	5	1	0	6	4	400%	2	0
Crawford	5	1	0	6	4	400%	2	0
Cuyahoga	545	439	135	1,119	670	117%	449	37
Darke	0	0	0	0	0	-	0	0
Defiance	4	1	0	5	1	100%	4	0
Delaware	9	4	1	14	8	160%	6	1
Erie	36	9	6	51	25	167%	26	0
Fairfield	15	7	3	25	13	130%	12	1
Fayette	4	0	0	4	3	-	1	1
Franklin	349	190	52	591	288	119%	303	41
Fulton	0	3	0	3	0	0%	3	0
Gallia	6	7	0	13	5	71%	8	0
Geauga	10	8	2	20	13	130%	7	0
Greene	5	3	0	8	4	133%	4	0
Guernsey	6	8	0	14	6	75%	8	0
Hamilton	232	111	153	496	273	103%	223	37
Hancock	5	4	0	9	5	125%	4	0
Hardin	1	1	0	2	2	200%	0	0
Harrison	0	1	0	1	0	0%	1	0
Henry	4	4	0	8	5	125%	3	0
Highland	6	1	0	7	3	300%	4	0
Hocking	0	0	0	0	0	-	0	0
Holmes	5	0	0	5	5	-	0	0
Huron	4	4	0	8	2	50%	6	0
Jackson	6	2	0	8	4	200%	4	0
Jefferson	6	10	0	16	6	60%	10	0
Knox	5	5	0	10	5	100%	5	2
Lake	22	14	3	39	30	176%	9	0
Lawrence	2	2	0	4	1	50%	3	0
Licking	8	7	1	16	9	113%	7	1

**Courts of Common Pleas – General Division**  
**Professional Tort Overall Caseloads**  
**2006**

<b>County</b>	<b>Cases Pending January 1</b>	<b>New Filings</b>	<b>Reactivations and Transfers</b>	<b>Total Cases</b>	<b>Total Terminations</b>	<b>Clearance Rate</b>	<b>Cases Pending December 31</b>	<b>Cases Pending Beyond Time Guidelines</b>
Logan	5	2	0	7	5	250%	2	0
Lorain	42	31	14	87	43	96%	44	2
Lucas	200	104	17	321	191	158%	130	7
Madison	0	0	1	1	1	100%	0	0
Mahoning	90	23	6	119	62	214%	57	22
Marion	9	8	1	18	5	56%	13	2
Medina	14	6	0	20	16	267%	4	0
Meigs	2	0	0	2	1	-	1	0
Mercer	4	0	1	5	2	200%	3	1
Miami	8	3	0	11	7	233%	4	0
Monroe	0	1	0	1	0	0%	1	0
Montgomery	120	92	23	235	119	103%	116	7
Morgan	0	0	0	0	0	-	0	0
Morrow	2	1	0	3	1	100%	2	1
Muskingum	22	12	1	35	22	169%	13	4
Noble	0	2	0	2	1	50%	1	0
Ottawa	2	2	0	4	3	150%	1	0
Paulding	0	1	0	1	0	0%	1	0
Perry	2	0	0	2	1	-	1	0
Pickaway	3	1	0	4	3	300%	1	0
Pike	2	2	0	4	4	200%	0	0
Portage	8	4	0	12	5	125%	7	1
Preble	0	0	0	0	0	-	0	0
Putnam	0	1	0	1	1	100%	0	0
Richland	20	3	0	23	18	600%	5	0
Ross	17	5	0	22	14	280%	8	4
Sandusky	3	4	0	7	2	50%	5	1
Scioto	21	10	4	35	17	121%	18	0
Seneca	9	7	0	16	10	143%	6	0
Shelby	2	1	0	3	1	100%	2	0
Stark	42	67	28	137	94	99%	43	0
Summit	131	105	47	283	172	113%	111	5
Trumbull	31	9	6	46	28	187%	18	3
Tuscarawas	9	10	1	20	8	73%	12	0
Union	2	1	0	3	3	300%	0	0
Van Wert	7	3	1	11	6	150%	5	0
Vinton	0	0	0	0	0	-	0	0
Warren	11	7	1	19	9	113%	10	1
Washington	14	5	0	19	11	220%	8	0
Wayne	7	3	1	11	5	125%	6	0
Williams	4	3	3	10	7	117%	3	0
Wood	7	6	0	13	6	100%	7	0
Wyandot	1	0	0	1	1	-	0	0
<b>Statewide</b>	<b>2,343</b>	<b>1,502</b>	<b>535</b>	<b>4,380</b>	<b>2,456</b>	<b>121%</b>	<b>1,924</b>	<b>197</b>

**Courts of Common Pleas – General Division**  
**Professional Tort Terminations**  
**2006**

County	Jury Trial	Court Trial	Settled or Dismissed Pre Trial	Dismissal	For Want of Prosecution	Magistrate	Diversion or Arbitration	Default	Unavailability of Party	Transferred Out	Private Judge Referral	Bankruptcy Stay/Interlocutory Appeal	Other Terminations	Total Terminations
Adams	0	0	0	3	0	0	0	0	0	1	0	0	0	4
Allen	1	0	7	10	2	0	0	0	0	2	0	3	3	28
Ashland	2	0	0	3	0	0	0	0	0	0	0	0	0	5
Ashtabula	0	0	2	10	0	0	0	1	0	0	0	1	2	16
Athens	0	0	0	0	0	0	0	0	0	0	0	0	0	0
Auglaize	0	0	2	1	0	0	0	0	0	1	0	0	1	5
Belmont	1	0	0	5	0	0	0	0	0	1	0	0	1	8
Brown	0	0	0	1	0	0	0	0	0	0	0	0	0	1
Butler	2	0	8	10	0	0	0	0	0	10	0	0	2	32
Carroll	0	0	1	0	0	0	0	0	0	0	0	0	0	1
Champaign	0	0	1	0	0	0	0	0	0	0	0	0	0	1
Clark	0	0	6	15	2	0	0	0	0	0	0	0	3	26
Clermont	1	0	4	6	0	2	0	0	0	3	0	0	3	19
Clinton	0	0	2	0	0	0	0	0	0	1	0	0	0	3
Columbiana	1	0	3	2	2	0	0	0	0	0	0	0	0	8
Coshocton	0	0	0	4	0	0	0	0	0	0	0	0	0	4
Crawford	0	0	0	3	0	0	0	1	0	0	0	0	0	4
Cuyahoga	37	2	3	439	0	0	0	2	0	119	0	11	57	670
Darke	0	0	0	0	0	0	0	0	0	0	0	0	0	0
Defiance	0	0	0	1	0	0	0	0	0	0	0	0	0	1
Delaware	1	0	2	3	0	0	0	0	0	1	0	0	1	8
Erie	1	0	6	3	1	0	0	1	0	6	0	0	7	25
Fairfield	1	0	0	9	0	0	0	0	0	1	0	0	2	13
Fayette	0	0	0	2	0	0	1	0	0	0	0	0	0	3
Franklin	11	0	45	166	9	4	0	4	0	21	0	5	23	288
Fulton	0	0	0	0	0	0	0	0	0	0	0	0	0	0
Gallia	2	0	0	2	0	0	0	0	0	0	0	0	1	5
Geauga	3	0	3	2	0	0	0	0	0	0	0	1	4	13
Greene	0	0	0	0	0	2	0	1	0	0	0	0	1	4
Guernsey	0	0	2	3	0	0	0	0	0	0	0	0	1	6
Hamilton	10	1	47	37	56	0	2	0	0	15	0	1	104	273
Hancock	0	0	3	0	0	0	0	0	0	0	0	0	2	5
Hardin	0	0	0	2	0	0	0	0	0	0	0	0	0	2
Harrison	0	0	0	0	0	0	0	0	0	0	0	0	0	0
Henry	1	0	1	3	0	0	0	0	0	0	0	0	0	5
Highland	2	0	1	0	0	0	0	0	0	0	0	0	0	3
Hocking	0	0	0	0	0	0	0	0	0	0	0	0	0	0
Holmes	1	0	2	0	0	0	1	0	0	1	0	0	0	5
Huron	0	0	2	0	0	0	0	0	0	0	0	0	0	2
Jackson	0	0	0	2	0	0	0	1	0	1	0	0	0	4
Jefferson	0	0	0	6	0	0	0	0	0	0	0	0	0	6
Knox	1	0	1	2	0	0	0	0	0	0	0	1	0	5
Lake	4	0	13	7	1	0	0	0	0	3	0	0	2	30
Lawrence	0	0	0	1	0	0	0	0	0	0	0	0	0	1
Licking	0	0	4	4	0	0	0	0	0	1	0	0	0	9
Logan	0	0	4	1	0	0	0	0	0	0	0	0	0	5

**Courts of Common Pleas – General Division**  
**Professional Tort Terminations**  
**2006**

County	Jury Trial	Court Trial	Settled or Dismissed Pre Trial	Dismissal	For Want of Prosecution	Magistrate	Diversion or Arbitration	Default	Unavailability of Party	Transferred Out	Private Judge Referral	Bankruptcy Stay/Interlocutory Appeal	Other Terminations	Total Terminations
Lorain	2	0	9	18	0	0	0	1	0	10	0	3	0	43
Lucas	16	1	69	66	4	0	0	0	0	8	0	4	23	191
Madison	0	0	0	1	0	0	0	0	0	0	0	0	0	1
Mahoning	7	0	13	29	0	0	0	1	0	5	0	1	6	62
Marion	1	0	2	2	0	0	0	0	0	0	0	0	0	5
Medina	0	0	11	5	0	0	0	0	0	0	0	0	0	16
Meigs	0	0	1	0	0	0	0	0	0	0	0	0	0	1
Mercer	0	0	0	0	0	0	0	0	0	0	0	0	2	2
Miami	0	1	2	4	0	0	0	0	0	0	0	0	0	7
Monroe	0	0	0	0	0	0	0	0	0	0	0	0	0	0
Montgomery	5	0	18	62	3	0	0	5	0	14	0	4	8	119
Morgan	0	0	0	0	0	0	0	0	0	0	0	0	0	0
Morrow	0	0	0	0	0	0	0	0	0	0	0	0	1	1
Muskingum	1	0	10	6	0	0	0	2	0	3	0	0	0	22
Noble	0	0	0	0	0	0	0	0	0	0	0	0	1	1
Ottawa	0	0	2	1	0	0	0	0	0	0	0	0	0	3
Paulding	0	0	0	0	0	0	0	0	0	0	0	0	0	0
Perry	0	0	0	0	0	0	0	0	0	0	0	0	1	1
Pickaway	0	0	0	3	0	0	0	0	0	0	0	0	0	3
Pike	1	0	1	0	0	0	0	0	0	1	0	0	1	4
Portage	0	0	3	0	0	0	0	1	0	0	0	0	1	5
Preble	0	0	0	0	0	0	0	0	0	0	0	0	0	0
Putnam	0	0	0	1	0	0	0	0	0	0	0	0	0	1
Richland	0	0	17	0	1	0	0	0	0	0	0	0	0	18
Ross	0	0	7	1	0	0	0	0	0	4	0	1	1	14
Sandusky	0	0	0	0	0	0	0	0	0	1	0	0	1	2
Scioto	1	0	0	8	0	0	0	0	0	4	0	0	4	17
Seneca	0	0	7	3	0	0	0	0	0	0	0	0	0	10
Shelby	0	0	0	0	1	0	0	0	0	0	0	0	0	1
Stark	8	1	41	2	8	0	5	1	0	22	0	1	5	94
Summit	5	0	54	43	4	0	1	1	0	39	0	3	22	172
Trumbull	1	1	21	0	0	0	0	1	0	3	0	0	1	28
Tuscarawas	0	0	1	1	2	0	0	0	0	1	0	1	2	8
Union	0	0	1	1	0	0	0	0	0	1	0	0	0	3
Van Wert	0	0	5	0	0	0	0	0	0	0	0	1	0	6
Vinton	0	0	0	0	0	0	0	0	0	0	0	0	0	0
Warren	2	1	1	3	0	0	0	0	0	0	0	0	2	9
Washington	0	1	2	7	0	0	0	0	0	1	0	0	0	11
Wayne	0	0	2	0	2	0	0	0	0	0	0	0	1	5
Williams	0	0	7	0	0	0	0	0	0	0	0	0	0	7
Wood	1	0	4	1	0	0	0	0	0	0	0	0	0	6
Wyandot	0	0	0	1	0	0	0	0	0	0	0	0	0	1
Statewide	134	9	486	1,037	98	8	10	24	0	305	0	42	303	2,456

**Courts of Common Pleas – General Division**  
**Product Liability Overall Caseloads**  
**2006**

<b>County</b>	<b>Cases Pending January 1</b>	<b>New Filings</b>	<b>Reactivations and Transfers</b>	<b>Total Cases</b>	<b>Total Terminations</b>	<b>Clearance Rate</b>	<b>Cases Pending December 31</b>	<b>Cases Pending Beyond Time Guidelines</b>
Adams	1	1	0	2	2	200%	0	0
Allen	1	0	0	1	1	-	0	0
Ashland	3	1	0	4	3	300%	1	0
Ashtabula	7	9	0	16	8	89%	8	0
Athens	1	1	0	2	1	100%	1	0
Auglaize	2	2	0	4	3	150%	1	0
Belmont	7	0	0	7	4	-	3	1
Brown	0	0	0	0	0	-	0	0
Butler	3	2	3	8	4	80%	4	3
Carroll	0	0	0	0	0	-	0	0
Champaign	0	4	1	5	3	60%	2	0
Clark	2	6	0	8	3	50%	5	0
Clermont	9	4	0	13	4	100%	9	1
Clinton	1	1	0	2	2	200%	0	0
Columbiana	5	4	0	9	3	75%	6	0
Coshocton	0	0	0	0	0	-	0	0
Crawford	0	1	0	1	0	0%	1	0
Cuyahoga	457	101	12	570	494	437%	76	7
Darke	0	1	0	1	1	100%	0	0
Defiance	0	0	0	0	0	-	0	0
Delaware	3	0	0	3	2	-	1	1
Erie	5	0	1	6	3	300%	3	0
Fairfield	1	2	1	4	0	0%	4	0
Fayette	1	2	0	3	1	50%	2	0
Franklin	37	25	10	72	28	80%	44	5
Fulton	0	0	0	0	0	-	0	0
Gallia	0	0	0	0	0	-	0	0
Geauga	2	2	0	4	0	0%	4	0
Greene	12	14	0	26	15	107%	11	0
Guernsey	2	1	0	3	2	200%	1	0
Hamilton	44	24	4	72	35	125%	37	5
Hancock	2	1	0	3	2	200%	1	0
Hardin	0	0	0	0	0	-	0	0
Harrison	0	0	0	0	0	-	0	0
Henry	1	1	0	2	0	0%	2	0
Highland	1	2	0	3	1	50%	2	0
Hocking	0	0	0	0	0	-	0	0
Holmes	1	0	0	1	0	-	1	0
Huron	0	2	0	2	1	50%	1	0
Jackson	0	0	0	0	0	-	0	0
Jefferson	1	1	2	4	4	133%	0	0
Knox	2	0	0	2	1	-	1	0
Lake	2	3	1	6	4	100%	2	0
Lawrence	5	1	2	8	4	133%	4	1
Licking	4	1	0	5	4	400%	1	0

**Courts of Common Pleas – General Division**  
**Product Liability Overall Caseloads**  
**2006**

<b>County</b>	<b>Cases Pending January 1</b>	<b>New Filings</b>	<b>Reactivations and Transfers</b>	<b>Total Cases</b>	<b>Total Terminations</b>	<b>Clearance Rate</b>	<b>Cases Pending December 31</b>	<b>Cases Pending Beyond Time Guidelines</b>
Logan	3	0	0	3	3	-	0	0
Lorain	5	16	3	24	10	53%	14	0
Lucas	18	10	1	29	12	109%	17	0
Madison	0	0	0	0	0	-	0	0
Mahoning	2	0	0	2	1	-	1	1
Marion	1	0	0	1	0	-	1	1
Medina	3	6	0	9	5	83%	4	0
Meigs	1	1	0	2	2	200%	0	0
Mercer	2	3	1	6	2	50%	4	1
Miami	4	4	1	9	5	100%	4	0
Monroe	7	0	0	7	7	-	0	0
Montgomery	30	27	5	62	34	106%	28	1
Morgan	1	0	0	1	0	-	1	0
Morrow	0	1	0	1	0	0%	1	0
Muskingum	7	3	0	10	5	167%	5	1
Noble	0	1	0	1	0	0%	1	0
Ottawa	1	0	0	1	0	-	1	0
Paulding	0	0	0	0	0	-	0	0
Perry	0	1	0	1	1	100%	0	0
Pickaway	0	0	0	0	0	-	0	0
Pike	0	0	0	0	0	-	0	0
Portage	11	2	0	13	8	400%	5	0
Preble	1	1	0	2	2	200%	0	0
Putnam	0	0	0	0	0	-	0	0
Richland	3	3	1	7	4	100%	3	0
Ross	4	1	0	5	3	300%	2	1
Sandusky	2	0	0	2	1	-	1	1
Scioto	3	1	0	4	2	200%	2	0
Seneca	1	2	1	4	4	133%	0	0
Shelby	0	1	0	1	1	100%	0	0
Stark	11	10	1	22	15	136%	7	0
Summit	14	14	1	29	13	87%	16	1
Trumbull	1	1	0	2	0	0%	2	1
Tuscarawas	3	1	0	4	2	200%	2	0
Union	0	0	0	0	0	-	0	0
Van Wert	2	2	0	4	3	150%	1	0
Vinton	0	0	0	0	0	-	0	0
Warren	7	5	0	12	4	80%	8	2
Washington	1	6	0	7	4	67%	3	0
Wayne	1	1	0	2	0	0%	2	0
Williams	1	2	0	3	1	50%	2	0
Wood	2	2	0	4	4	200%	0	0
Wyandot	0	0	0	0	0	-	0	0
<b>Statewide</b>	<b>778</b>	<b>348</b>	<b>52</b>	<b>1,178</b>	<b>801</b>	<b>200%</b>	<b>377</b>	<b>35</b>

**Courts of Common Pleas – General Division**  
**Product Liability Terminations**  
**2006**

County	Jury Trial	Court Trial	Settled or Dismissed Pre Trial	Dismissal	For Want of Prosecution	Magistrate	Diversion or Arbitration	Default	Unavailability of Party	Transferred Out	Private Judge Referral	Bankruptcy Stay/Interlocutory Appeal	Other Terminations	Total Terminations
Adams	0	0	0	0	0	0	0	1	0	1	0	0	0	2
Allen	0	0	1	0	0	0	0	0	0	0	0	0	0	1
Ashland	0	0	0	2	0	0	0	0	0	0	0	0	1	3
Ashtabula	0	0	4	1	0	0	0	2	0	1	0	0	0	8
Athens	0	0	0	0	0	0	0	0	0	1	0	0	0	1
Auglaize	0	0	2	0	0	0	0	0	0	0	0	0	1	3
Belmont	0	0	0	2	0	0	0	0	0	0	0	0	2	4
Brown	0	0	0	0	0	0	0	0	0	0	0	0	0	0
Butler	0	0	2	0	0	0	0	0	0	2	0	0	0	4
Carroll	0	0	0	0	0	0	0	0	0	0	0	0	0	0
Champaign	0	0	2	0	0	0	1	0	0	0	0	0	0	3
Clark	0	0	2	0	0	0	0	0	0	0	0	1	0	3
Clermont	0	0	2	0	0	0	0	0	0	0	0	1	1	4
Clinton	0	0	2	0	0	0	0	0	0	0	0	0	0	2
Columbiana	0	0	0	1	1	0	0	0	0	0	0	0	1	3
Coshocton	0	0	0	0	0	0	0	0	0	0	0	0	0	0
Crawford	0	0	0	0	0	0	0	0	0	0	0	0	0	0
Cuyahoga	2	0	1	67	0	0	0	1	0	410	0	0	13	494
Darke	0	0	1	0	0	0	0	0	0	0	0	0	0	1
Defiance	0	0	0	0	0	0	0	0	0	0	0	0	0	0
Delaware	0	0	1	0	0	0	0	0	0	0	0	0	1	2
Erie	0	0	1	1	0	0	0	0	0	0	0	0	1	3
Fairfield	0	0	0	0	0	0	0	0	0	0	0	0	0	0
Fayette	0	0	0	1	0	0	0	0	0	0	0	0	0	1
Franklin	0	0	3	15	0	0	0	0	0	5	0	1	4	28
Fulton	0	0	0	0	0	0	0	0	0	0	0	0	0	0
Gallia	0	0	0	0	0	0	0	0	0	0	0	0	0	0
Geauga	0	0	0	0	0	0	0	0	0	0	0	0	0	0
Greene	0	0	1	9	1	2	0	1	0	0	0	1	0	15
Guernsey	0	0	2	0	0	0	0	0	0	0	0	0	0	2
Hamilton	0	0	10	8	5	0	0	0	0	4	0	0	8	35
Hancock	0	0	2	0	0	0	0	0	0	0	0	0	0	2
Hardin	0	0	0	0	0	0	0	0	0	0	0	0	0	0
Harrison	0	0	0	0	0	0	0	0	0	0	0	0	0	0
Henry	0	0	0	0	0	0	0	0	0	0	0	0	0	0
Highland	0	0	0	1	0	0	0	0	0	0	0	0	0	1
Hocking	0	0	0	0	0	0	0	0	0	0	0	0	0	0
Holmes	0	0	0	0	0	0	0	0	0	0	0	0	0	0
Huron	0	0	1	0	0	0	0	0	0	0	0	0	0	1
Jackson	0	0	0	0	0	0	0	0	0	0	0	0	0	0
Jefferson	0	1	1	0	0	0	0	0	0	1	0	0	1	4
Knox	0	0	1	0	0	0	0	0	0	0	0	0	0	1
Lake	0	0	1	1	0	0	0	0	0	1	0	1	0	4
Lawrence	0	0	2	2	0	0	0	0	0	0	0	0	0	4
Licking	0	1	2	1	0	0	0	0	0	0	0	0	0	4
Logan	0	0	3	0	0	0	0	0	0	0	0	0	0	3



**Courts of Common Pleas – General Division**  
**Product Liability Terminations**  
**2006**

County	Jury Trial	Court Trial	Settled or Dismissed Pre Trial	Dismissal	For Want of Prosecution	Magistrate	Diversion or Arbitration	Default	Unavailability of Party	Transferred Out	Private Judge Referral	Bankruptcy Stay/Interlocutory Appeal	Other Terminations	Total Terminations
Lorain	0	0	3	2	0	0	0	0	0	5	0	0	0	10
Lucas	0	0	6	5	0	0	0	0	0	1	0	0	0	12
Madison	0	0	0	0	0	0	0	0	0	0	0	0	0	0
Mahoning	0	0	0	1	0	0	0	0	0	0	0	0	0	1
Marion	0	0	0	0	0	0	0	0	0	0	0	0	0	0
Medina	0	0	3	0	0	0	0	0	0	2	0	0	0	5
Meigs	0	0	2	0	0	0	0	0	0	0	0	0	0	2
Mercer	0	0	0	0	1	0	0	0	0	0	0	0	1	2
Miami	0	0	0	3	0	0	1	0	0	1	0	0	0	5
Monroe	0	0	0	7	0	0	0	0	0	0	0	0	0	7
Montgomery	0	0	13	17	0	2	0	1	0	0	0	1	0	34
Morgan	0	0	0	0	0	0	0	0	0	0	0	0	0	0
Morrow	0	0	0	0	0	0	0	0	0	0	0	0	0	0
Muskingum	0	0	3	1	0	0	0	0	0	0	0	1	0	5
Noble	0	0	0	0	0	0	0	0	0	0	0	0	0	0
Ottawa	0	0	0	0	0	0	0	0	0	0	0	0	0	0
Paulding	0	0	0	0	0	0	0	0	0	0	0	0	0	0
Perry	0	0	0	0	0	0	0	0	0	1	0	0	0	1
Pickaway	0	0	0	0	0	0	0	0	0	0	0	0	0	0
Pike	0	0	0	0	0	0	0	0	0	0	0	0	0	0
Portage	0	0	3	2	1	0	0	1	0	0	0	0	1	8
Preble	0	0	0	2	0	0	0	0	0	0	0	0	0	2
Putnam	0	0	0	0	0	0	0	0	0	0	0	0	0	0
Richland	0	0	3	0	0	0	0	0	0	1	0	0	0	4
Ross	0	0	3	0	0	0	0	0	0	0	0	0	0	3
Sandusky	0	0	0	1	0	0	0	0	0	0	0	0	0	1
Scioto	0	0	0	2	0	0	0	0	0	0	0	0	0	2
Seneca	0	0	3	0	0	0	0	0	0	1	0	0	0	4
Shelby	0	0	0	1	0	0	0	0	0	0	0	0	0	1
Stark	1	0	7	0	0	0	1	0	0	2	0	2	2	15
Summit	0	0	6	2	0	0	0	0	0	2	1	0	2	13
Trumbull	0	0	0	0	0	0	0	0	0	0	0	0	0	0
Tuscarawas	0	0	2	0	0	0	0	0	0	0	0	0	0	2
Union	0	0	0	0	0	0	0	0	0	0	0	0	0	0
Van Wert	0	0	2	0	0	0	0	0	0	0	0	0	1	3
Vinton	0	0	0	0	0	0	0	0	0	0	0	0	0	0
Warren	0	0	2	0	0	0	0	0	0	2	0	0	0	4
Washington	0	0	3	0	0	0	0	0	0	0	0	0	1	4
Wayne	0	0	0	0	0	0	0	0	0	0	0	0	0	0
Williams	0	0	1	0	0	0	0	0	0	0	0	0	0	1
Wood	0	0	2	0	0	0	1	0	0	0	0	0	1	4
Wyandot	0	0	0	0	0	0	0	0	0	0	0	0	0	0
Statewide	3	2	117	158	9	4	4	7	0	444	1	9	43	801

**Courts of Common Pleas – General Division**  
**Other Tort Overall Caseloads**  
**2006**

<b>County</b>	<b>Cases Pending January 1</b>	<b>New Filings</b>	<b>Reactivations and Transfers</b>	<b>Total Cases</b>	<b>Total Terminations</b>	<b>Clearance Rate</b>	<b>Cases Pending December 31</b>	<b>Cases Pending Beyond Time Guidelines</b>
Adams	14	18	4	36	18	82%	18	0
Allen	250	178	27	455	237	116%	218	12
Ashland	35	52	2	89	37	69%	52	0
Ashtabula	141	164	3	308	148	89%	160	12
Athens	34	23	3	60	32	123%	28	1
Auglaize	38	35	0	73	49	140%	24	0
Belmont	196	98	15	309	119	105%	190	24
Brown	57	42	6	105	34	71%	71	17
Butler	640	497	119	1,256	713	116%	543	9
Carroll	6	6	1	13	9	129%	4	0
Champaign	23	29	21	73	54	108%	19	6
Clark	316	188	11	515	251	126%	264	27
Clermont	299	188	17	504	257	125%	247	28
Clinton	55	43	0	98	52	121%	46	5
Columbiana	137	116	7	260	133	108%	127	2
Coshocton	36	29	2	67	31	100%	36	4
Crawford	51	29	1	81	46	153%	35	1
Cuyahoga	4,317	5,039	783	10,139	6,213	107%	3,926	135
Darke	38	24	1	63	35	140%	28	0
Defiance	62	45	0	107	54	120%	53	4
Delaware	119	106	26	251	144	109%	107	3
Erie	393	157	18	568	291	166%	277	0
Fairfield	148	103	5	256	142	131%	114	8
Fayette	32	0	0	32	30	-	2	0
Franklin	2,141	2,087	332	4,560	2,341	97%	2,219	45
Fulton	41	36	4	81	39	98%	42	0
Gallia	27	41	0	68	36	88%	32	0
Geauga	173	189	18	380	201	97%	179	0
Greene	178	177	13	368	202	106%	166	1
Guernsey	42	30	1	73	44	142%	29	0
Hamilton	1,763	1,636	326	3,725	2,028	103%	1,697	110
Hancock	104	78	6	188	110	131%	78	4
Hardin	20	11	3	34	19	136%	15	1
Harrison	14	5	1	20	8	133%	12	2
Henry	30	27	0	57	18	67%	39	0
Highland	1	0	0	1	0	-	1	0
Hocking	0	0	0	0	0	-	0	1
Holmes	28	23	0	51	27	117%	24	0
Huron	74	72	3	149	89	119%	60	0
Jackson	49	41	1	91	45	107%	46	1
Jefferson	145	105	5	255	138	125%	117	0
Knox	46	37	0	83	31	84%	52	0
Lake	405	463	35	903	561	113%	342	2
Lawrence	122	54	11	187	83	128%	104	19
Licking	168	123	16	307	177	127%	130	5

**Courts of Common Pleas – General Division**  
**Other Tort Overall Caseloads**  
**2006**

<b>County</b>	<b>Cases Pending January 1</b>	<b>New Filings</b>	<b>Reactivations and Transfers</b>	<b>Total Cases</b>	<b>Total Terminations</b>	<b>Clearance Rate</b>	<b>Cases Pending December 31</b>	<b>Cases Pending Beyond Time Guidelines</b>
Logan	57	41	1	99	52	124%	47	1
Lorain	573	559	113	1,245	687	102%	558	22
Lucas	1,158	894	57	2,109	1,097	115%	1,012	21
Madison	38	25	2	65	34	126%	31	0
Mahoning	819	519	65	1,403	629	108%	774	76
Marion	112	71	10	193	93	115%	100	6
Medina	153	206	5	364	212	100%	152	0
Meigs	12	21	2	35	18	78%	17	0
Mercer	27	21	2	50	29	126%	21	0
Miami	100	75	7	182	104	127%	78	0
Monroe	12	12	1	25	7	54%	18	2
Montgomery	1,790	2,356	466	4,612	3,116	110%	1,496	39
Morgan	2	1	0	3	1	100%	2	0
Morrow	45	27	0	72	39	144%	33	6
Muskingum	138	83	5	226	101	115%	125	16
Noble	2	4	0	6	1	25%	5	0
Ottawa	88	61	0	149	64	105%	85	0
Paulding	17	10	1	28	9	82%	19	2
Perry	7	12	0	19	10	83%	9	0
Pickaway	3	0	0	3	3	-	0	0
Pike	49	24	5	78	35	121%	43	5
Portage	304	228	5	537	246	106%	291	28
Preble	31	21	0	52	25	119%	27	0
Putnam	16	12	1	29	18	138%	11	1
Richland	203	173	21	397	184	95%	213	11
Ross	121	92	3	216	99	104%	117	19
Sandusky	89	78	2	169	79	99%	90	5
Scioto	123	73	18	214	102	112%	112	2
Seneca	37	51	4	92	57	104%	35	0
Shelby	37	46	3	86	49	100%	37	0
Stark	388	731	114	1,233	866	102%	367	0
Summit	953	997	137	2,087	1,233	109%	854	28
Trumbull	711	617	49	1,377	672	101%	705	87
Tuscarawas	96	103	3	202	96	91%	106	1
Union	10	16	2	28	23	128%	5	0
Van Wert	31	24	1	56	23	92%	33	0
Vinton	8	9	1	18	8	80%	10	0
Warren	246	195	12	453	227	110%	226	15
Washington	76	78	0	154	89	114%	65	0
Wayne	116	98	3	217	116	115%	101	2
Williams	34	33	2	69	40	114%	29	0
Wood	112	136	7	255	138	97%	117	0
Wyandot	19	15	0	34	17	113%	17	0
<b>Statewide</b>	<b>21,971</b>	<b>21,292</b>	<b>2,977</b>	<b>46,240</b>	<b>26,074</b>	<b>107%</b>	<b>20,166</b>	<b>884</b>

**Courts of Common Pleas – General Division**  
**Other Tort Terminations**  
**2006**

County	Jury Trial	Court Trial	Settled or Dismissed Pre Trial	Dismissal	For Want of Prosecution	Magistrate	Diversion or Arbitration	Default	Unavailability of Party	Transferred Out	Private Judge Referral	Bankruptcy Stay/Interlocutory Appeal	Other Terminations	Total Terminations
Adams	0	0	3	8	1	0	0	1	0	4	0	0	1	18
Allen	2	3	119	67	11	0	0	14	0	5	0	4	12	237
Ashland	3	3	1	27	0	0	0	1	0	0	0	1	1	37
Ashtabula	3	2	66	61	0	0	0	5	0	7	0	1	3	148
Athens	3	0	3	20	0	0	0	4	1	0	0	0	1	32
Auglaize	0	0	36	8	0	0	0	3	0	1	0	0	1	49
Belmont	7	0	17	73	0	0	1	0	0	9	0	1	11	119
Brown	0	0	8	17	2	0	0	1	0	0	0	1	5	34
Butler	24	4	351	119	5	0	1	53	0	109	0	8	39	713
Carroll	0	0	7	0	0	0	0	0	0	1	0	0	1	9
Champaign	0	0	28	2	0	0	10	6	0	0	0	0	8	54
Clark	4	9	121	58	2	0	0	23	0	11	0	6	17	251
Clermont	15	2	128	52	2	17	1	0	1	11	0	3	25	257
Clinton	2	0	45	0	0	0	0	0	0	1	0	1	3	52
Columbiana	4	1	70	15	25	0	0	6	0	6	0	1	5	133
Coshocton	1	0	4	24	0	0	0	2	0	0	0	0	0	31
Crawford	5	1	28	5	0	0	0	2	0	0	0	1	4	46
Cuyahoga	180	7	31	4,185	0	3	147	331	0	910	0	55	364	6,213
Darke	1	1	26	6	0	0	0	0	0	0	0	1	0	35
Defiance	2	2	29	15	0	0	0	3	0	0	0	0	3	54
Delaware	4	0	63	39	2	1	0	5	0	7	1	1	21	144
Erie	1	1	50	52	16	0	1	8	0	74	0	3	85	291
Fairfield	6	1	39	80	0	0	0	7	0	5	0	2	2	142
Fayette	1	0	2	14	1	0	6	6	0	0	0	0	0	30
Franklin	36	17	670	1,057	76	48	2	195	0	107	0	34	99	2,341
Fulton	2	5	22	4	1	0	1	3	0	0	0	0	1	39
Gallia	1	0	21	9	1	0	0	2	0	1	0	0	1	36
Geauga	6	0	53	102	7	0	2	1	1	6	0	0	23	201
Greene	2	0	6	93	1	56	0	19	0	9	0	9	7	202
Guernsey	1	0	26	12	2	0	0	1	0	0	0	0	2	44
Hamilton	31	3	578	526	434	25	34	84	0	96	1	8	208	2,028
Hancock	1	0	88	8	0	0	0	3	0	5	0	0	5	110
Hardin	0	0	4	10	0	0	0	3	1	0	0	0	1	19
Harrison	0	0	4	2	0	0	0	2	0	0	0	0	0	8
Henry	0	0	8	8	0	0	0	2	0	0	0	0	0	18
Highland	0	0	0	0	0	0	0	0	0	0	0	0	0	0
Hocking	0	0	0	0	0	0	0	0	0	0	0	0	0	0
Holmes	1	1	19	3	0	0	0	1	0	0	0	1	1	27
Huron	2	1	63	13	1	0	0	1	0	4	0	1	3	89
Jackson	0	0	3	30	0	0	0	11	0	0	0	0	1	45
Jefferson	5	2	66	27	0	0	0	4	0	3	0	1	30	138
Knox	1	0	21	8	0	0	0	0	0	0	0	0	1	31
Lake	24	0	338	98	13	2	3	11	0	35	0	8	29	561
Lawrence	3	0	36	29	2	0	1	2	0	4	0	1	5	83
Licking	5	1	79	48	1	0	0	10	0	6	0	1	26	177
Logan	1	0	38	5	0	0	1	3	0	0	0	2	2	52

**Courts of Common Pleas – General Division**  
**Other Tort Terminations**  
**2006**

County	Jury Trial	Court Trial	Settled or Dismissed Pre Trial	Dismissal	For Want of Prosecution	Magistrate	Diversion or Arbitration	Default	Unavailability of Party	Transferred Out	Private Judge Referral	Bankruptcy Stay/Interlocutory Appeal	Other Terminations	Total Terminations
Lorain	14	2	351	116	0	0	5	37	0	131	0	13	18	687
Lucas	26	5	548	280	27	0	0	62	0	58	1	9	81	1,097
Madison	1	2	7	15	0	0	0	0	0	0	0	1	8	34
Mahoning	22	2	345	153	0	3	9	30	0	31	0	8	26	629
Marion	7	1	59	16	4	0	0	0	0	1	0	1	4	93
Medina	8	0	140	39	0	2	0	4	0	10	0	1	8	212
Meigs	0	0	15	0	1	0	0	1	0	0	0	0	1	18
Mercer	1	0	18	2	4	0	0	0	0	0	0	1	3	29
Miami	12	1	28	48	4	0	0	1	0	5	0	2	3	104
Monroe	0	1	0	4	0	0	0	0	0	1	0	0	1	7
Montgomery	41	0	590	1,165	155	405	15	476	0	159	0	35	75	3,116
Morgan	0	1	0	0	0	0	0	0	0	0	0	0	0	1
Morrow	1	0	9	18	1	0	0	3	0	5	0	0	2	39
Muskingum	6	1	68	10	2	0	0	9	0	3	0	1	1	101
Noble	0	0	1	0	0	0	0	0	0	0	0	0	0	1
Ottawa	3	0	9	34	4	0	0	3	1	0	0	0	10	64
Paulding	0	0	1	6	0	0	0	0	0	0	0	0	2	9
Perry	0	0	7	0	0	0	0	1	0	0	0	1	1	10
Pickaway	0	0	1	2	0	0	0	0	0	0	0	0	0	3
Pike	1	0	19	9	0	0	0	5	0	0	0	0	1	35
Portage	9	0	129	57	15	3	1	15	0	4	0	3	10	246
Preble	0	0	3	19	0	0	0	0	0	0	0	1	2	25
Putnam	0	0	0	15	0	0	0	0	0	0	0	0	3	18
Richland	10	0	138	2	5	2	0	7	0	5	0	2	13	184
Ross	2	0	58	21	0	0	0	5	0	1	0	2	10	99
Sandusky	0	0	28	27	0	0	5	2	0	2	0	1	14	79
Scioto	0	1	16	52	1	0	0	2	0	17	0	1	12	102
Seneca	2	2	41	7	1	0	0	4	0	0	0	0	0	57
Shelby	1	0	14	12	12	0	0	3	1	2	0	2	2	49
Stark	32	9	399	28	47	0	150	42	0	111	0	11	37	866
Summit	54	2	582	211	20	6	124	36	0	114	1	9	74	1,233
Trumbull	17	38	436	49	6	0	2	12	0	39	0	5	68	672
Tuscarawas	3	3	53	2	19	0	0	5	1	2	0	1	7	96
Union	2	0	11	5	0	0	0	0	1	1	0	0	3	23
Van Wert	0	0	17	1	0	0	0	5	0	0	0	0	0	23
Vinton	0	1	3	1	0	0	0	3	0	0	0	0	0	8
Warren	14	3	132	49	0	0	0	16	0	2	0	0	11	227
Washington	9	2	64	13	0	0	0	0	0	0	0	1	0	89
Wayne	4	1	76	9	4	0	0	7	0	6	0	0	9	116
Williams	0	0	28	3	0	0	0	4	0	2	0	1	2	40
Wood	2	2	66	18	3	0	18	6	0	8	0	2	13	138
Wyandot	0	0	5	12	0	0	0	0	0	0	0	0	0	17
Statewide	694	147	7,933	9,569	941	573	540	1,645	8	2,157	4	271	1,592	26,074

**Courts of Common Pleas – General Division**  
**Workers' Compensation Overall Caseloads**  
**2006**

<b>County</b>	<b>Cases Pending January 1</b>	<b>New Filings</b>	<b>Reactivations and Transfers</b>	<b>Total Cases</b>	<b>Total Terminations</b>	<b>Clearance Rate</b>	<b>Cases Pending December 31</b>	<b>Cases Pending Beyond Time Guidelines</b>
Adams	9	9	0	18	9	100%	9	0
Allen	32	42	4	78	45	98%	33	0
Ashland	20	16	0	36	27	169%	9	1
Ashtabula	60	79	0	139	62	78%	77	9
Athens	14	12	0	26	19	158%	7	0
Auglaize	16	10	1	27	19	173%	8	0
Belmont	26	39	5	70	30	68%	40	6
Brown	8	1	0	9	4	400%	5	4
Butler	214	215	53	482	255	95%	227	26
Carroll	14	2	0	16	13	650%	3	0
Champaign	13	20	6	39	18	69%	21	5
Clark	190	82	3	275	139	164%	136	50
Clermont	98	75	0	173	87	116%	86	21
Clinton	37	40	1	78	30	73%	48	12
Columbiana	35	35	4	74	41	105%	33	2
Coshocton	16	23	0	39	23	100%	16	1
Crawford	20	18	1	39	24	126%	15	1
Cuyahoga	997	1,652	348	2,997	1,838	92%	1,159	82
Darke	20	18	0	38	22	122%	16	0
Defiance	14	17	0	31	12	71%	19	3
Delaware	45	44	3	92	50	106%	42	5
Erie	148	59	5	212	117	183%	95	21
Fairfield	31	59	5	95	38	59%	57	5
Fayette	10	8	1	19	12	133%	7	0
Franklin	786	880	83	1,749	922	96%	827	39
Fulton	0	1	0	1	0	0%	1	0
Gallia	23	21	0	44	21	100%	23	2
Geauga	53	55	4	112	68	115%	44	4
Greene	40	37	2	79	45	115%	34	3
Guernsey	12	18	1	31	19	100%	12	0
Hamilton	921	854	78	1,853	989	106%	864	180
Hancock	32	40	3	75	43	100%	32	8
Hardin	14	12	0	26	17	142%	9	0
Harrison	11	6	0	17	11	183%	6	2
Henry	8	21	0	29	15	71%	14	0
Highland	15	17	0	32	19	112%	13	0
Hocking	5	7	0	12	4	57%	8	0
Holmes	5	18	0	23	10	56%	13	0
Huron	23	30	2	55	32	100%	23	3
Jackson	23	30	0	53	28	93%	25	0
Jefferson	39	45	7	91	41	79%	50	0
Knox	42	37	3	82	48	120%	34	2
Lake	123	155	9	287	185	113%	102	0
Lawrence	21	15	0	36	23	153%	13	1
Licking	37	76	7	120	44	53%	76	5

**Courts of Common Pleas – General Division**  
**Workers’ Compensation Overall Caseloads**  
**2006**

<b>County</b>	<b>Cases Pending January 1</b>	<b>New Filings</b>	<b>Reactivations and Transfers</b>	<b>Total Cases</b>	<b>Total Terminations</b>	<b>Clearance Rate</b>	<b>Cases Pending December 31</b>	<b>Cases Pending Beyond Time Guidelines</b>
Logan	47	33	0	80	49	148%	31	4
Lorain	285	226	47	558	348	127%	210	25
Lucas	228	236	25	489	296	113%	193	17
Madison	18	33	1	52	22	65%	30	1
Mahoning	370	264	43	677	380	124%	297	54
Marion	46	68	4	118	61	85%	57	3
Medina	72	72	2	146	81	109%	65	0
Meigs	6	7	3	16	10	100%	6	0
Mercer	4	12	0	16	8	67%	8	0
Miami	49	55	6	110	69	113%	41	0
Monroe	4	8	0	12	6	75%	6	0
Montgomery	345	356	69	770	458	108%	312	34
Morgan	3	1	0	4	4	400%	0	0
Morrow	15	4	0	19	16	400%	3	1
Muskingum	47	44	0	91	45	102%	46	8
Noble	7	0	0	7	6	-	1	1
Ottawa	19	14	0	33	22	157%	11	0
Paulding	2	5	0	7	2	40%	5	1
Perry	10	20	0	30	20	100%	10	0
Pickaway	19	13	2	34	25	167%	9	0
Pike	53	18	3	74	50	238%	24	5
Portage	128	83	2	213	100	118%	113	43
Preble	4	5	0	9	4	80%	5	0
Putnam	8	8	1	17	8	89%	9	2
Richland	57	100	1	158	83	82%	75	3
Ross	37	21	1	59	34	155%	25	9
Sandusky	34	26	2	62	35	125%	27	8
Scioto	42	39	6	87	46	102%	41	4
Seneca	14	21	0	35	23	110%	12	0
Shelby	16	31	0	47	30	97%	17	1
Stark	107	271	63	441	346	104%	95	1
Summit	295	380	74	749	484	107%	265	9
Trumbull	294	239	40	573	320	115%	253	48
Tuscarawas	90	95	9	194	125	120%	69	1
Union	45	69	0	114	70	101%	44	0
Van Wert	10	14	0	24	16	114%	8	0
Vinton	11	4	0	15	12	300%	3	0
Warren	66	60	0	126	69	115%	57	12
Washington	16	14	0	30	19	136%	11	1
Wayne	39	49	1	89	41	82%	48	5
Williams	7	23	0	30	11	48%	19	2
Wood	50	52	2	104	69	128%	35	0
Wyandot	21	24	0	45	26	108%	19	4
<b>Statewide</b>	<b>7,360</b>	<b>8,067</b>	<b>1,046</b>	<b>16,473</b>	<b>9,467</b>	<b>104%</b>	<b>7,006</b>	<b>810</b>

**Courts of Common Pleas – General Division**  
**Workers' Compensation Terminations**  
**2006**

County	Jury Trial	Court Trial	Settled or Dismissed Pre Trial	Dismissal	For Want of Prosecution	Magistrate	Diversion or Arbitration	Default	Unavailability of Party	Transferred Out	Private Judge Referral	Bankruptcy Stay/Interlocutory Appeal	Other Terminations	Total Terminations
Adams	1	0	1	6	0	0	0	0	0	0	0	0	1	9
Allen	0	1	11	16	10	0	0	0	0	5	0	0	2	45
Ashland	0	0	0	25	0	0	0	1	0	1	0	0	0	27
Ashtabula	0	0	32	26	0	0	0	0	0	1	0	0	3	62
Athens	0	1	8	8	0	0	0	1	0	0	0	0	1	19
Auglaize	0	0	15	2	0	0	0	2	0	0	0	0	0	19
Belmont	0	0	1	19	0	0	0	0	0	6	0	0	4	30
Brown	1	0	0	3	0	0	0	0	0	0	0	0	0	4
Butler	3	3	109	74	3	0	0	1	0	51	0	1	10	255
Carroll	0	0	11	0	0	0	0	0	0	0	0	0	2	13
Champaign	0	0	8	4	0	0	3	0	0	0	0	1	2	18
Clark	3	0	81	49	0	0	0	1	0	0	0	0	5	139
Clermont	2	2	65	18	0	0	0	0	0	0	0	0	0	87
Clinton	0	0	28	0	0	0	0	0	0	0	0	0	2	30
Columbiana	1	0	15	8	13	0	0	1	0	3	0	0	0	41
Coshocton	0	0	1	21	0	0	0	0	0	0	0	0	1	23
Crawford	1	0	16	7	0	0	0	0	0	0	0	0	0	24
Cuyahoga	14	3	9	1,273	0	0	0	2	0	463	0	4	70	1,838
Darke	0	0	20	1	0	0	0	0	0	1	0	0	0	22
Defiance	2	1	6	2	0	0	0	0	0	1	0	0	0	12
Delaware	0	0	20	22	1	0	0	1	0	2	1	0	3	50
Erie	0	0	27	34	8	0	0	0	0	12	0	5	31	117
Fairfield	2	0	4	25	0	0	0	1	0	5	0	0	1	38
Fayette	0	0	1	10	0	0	1	0	0	0	0	0	0	12
Franklin	9	6	265	506	45	4	0	7	0	48	0	2	30	922
Fulton	0	0	0	0	0	0	0	0	0	0	0	0	0	0
Gallia	0	0	12	8	0	0	0	0	0	1	0	0	0	21
Geauga	1	0	18	38	2	0	0	0	0	3	0	0	6	68
Greene	1	0	2	36	0	2	0	0	0	3	0	0	1	45
Guernsey	0	0	8	11	0	0	0	0	0	0	0	0	0	19
Hamilton	6	6	324	305	201	3	0	2	0	63	0	1	78	989
Hancock	0	0	35	4	0	0	0	0	0	3	0	0	1	43
Hardin	0	1	2	14	0	0	0	0	0	0	0	0	0	17
Harrison	0	0	6	3	1	0	0	1	0	0	0	0	0	11
Henry	0	0	7	8	0	0	0	0	0	0	0	0	0	15
Highland	0	0	13	5	0	0	0	1	0	0	0	0	0	19
Hocking	0	0	1	3	0	0	0	0	0	0	0	0	0	4
Holmes	0	0	7	3	0	0	0	0	0	0	0	0	0	10
Huron	1	0	22	6	0	0	0	0	0	0	0	0	3	32
Jackson	0	0	1	25	0	0	0	1	0	1	0	0	0	28
Jefferson	0	0	25	10	0	0	0	0	0	1	0	0	5	41
Knox	0	0	36	11	0	0	0	0	0	1	0	0	0	48
Lake	1	0	89	68	12	0	0	0	0	10	0	0	5	185
Lawrence	1	0	4	18	0	0	0	0	0	0	0	0	0	23
Licking	0	0	14	18	0	0	0	0	0	7	0	0	5	44
Logan	1	0	42	5	0	0	0	0	0	0	0	0	1	49



**Courts of Common Pleas – General Division**  
**Workers' Compensation Terminations**  
**2006**

County	Jury Trial	Court Trial	Settled or Dismissed Pre Trial	Dismissal	For Want of Prosecution	Magistrate	Diversion or Arbitration	Default	Unavailability of Party	Transferred Out	Private Judge Referral	Bankruptcy Stay/Interlocutory Appeal	Other Terminations	Total Terminations
Lorain	2	0	167	100	0	0	0	4	1	58	0	3	13	348
Lucas	7	4	118	119	5	0	0	0	0	13	0	2	28	296
Madison	2	0	5	14	0	0	0	0	0	0	0	0	1	22
Mahoning	1	3	138	133	0	0	0	2	1	87	0	0	15	380
Marion	1	0	24	33	0	0	0	0	0	3	0	0	0	61
Medina	0	0	63	10	0	1	0	0	0	6	0	0	1	81
Meigs	1	0	8	0	0	0	0	0	0	0	0	0	1	10
Mercer	0	0	3	0	5	0	0	0	0	0	0	0	0	8
Miami	1	0	8	41	5	0	0	0	0	12	0	0	2	69
Monroe	0	0	0	6	0	0	0	0	0	0	0	0	0	6
Montgomery	7	0	123	281	15	2	0	10	0	17	0	0	3	458
Morgan	0	0	0	4	0	0	0	0	0	0	0	0	0	4
Morrow	0	0	1	12	0	0	0	0	0	1	0	1	1	16
Muskingum	1	0	35	6	1	0	0	1	0	0	0	0	1	45
Noble	0	0	0	5	1	0	0	0	0	0	0	0	0	6
Ottawa	1	0	3	15	0	0	0	0	0	0	0	0	3	22
Paulding	0	0	0	2	0	0	0	0	0	0	0	0	0	2
Perry	0	0	15	0	0	0	0	1	0	4	0	0	0	20
Pickaway	0	0	2	22	0	0	0	1	0	0	0	0	0	25
Pike	0	0	28	17	0	0	0	1	0	3	0	0	1	50
Portage	0	0	59	25	11	1	0	1	0	2	0	0	1	100
Preble	0	0	0	4	0	0	0	0	0	0	0	0	0	4
Putnam	0	0	0	6	0	0	0	0	0	1	0	0	1	8
Richland	1	0	70	1	3	1	0	1	0	4	0	0	2	83
Ross	0	0	21	11	0	0	0	0	0	2	0	0	0	34
Sandusky	0	0	15	13	0	0	5	1	0	0	0	0	1	35
Scioto	0	0	5	22	2	0	0	0	0	6	0	0	11	46
Seneca	1	0	15	6	0	0	0	1	0	0	0	0	0	23
Shelby	0	0	7	8	14	0	0	0	0	1	0	0	0	30
Stark	5	1	205	9	24	3	10	0	0	73	0	2	14	346
Summit	2	2	219	85	4	0	70	0	0	74	1	1	26	484
Trumbull	3	6	198	13	1	0	0	2	0	82	0	3	12	320
Tuscarawas	2	0	54	0	51	0	0	1	0	15	0	1	1	125
Union	1	2	18	43	0	0	0	1	0	1	0	0	4	70
Van Wert	0	0	15	0	0	0	0	0	0	0	0	0	1	16
Vinton	0	2	4	2	0	0	0	0	0	4	0	0	0	12
Warren	3	2	27	34	0	0	0	0	0	0	0	0	3	69
Washington	1	0	12	5	0	0	0	0	0	0	0	0	1	19
Wayne	0	0	25	8	6	0	0	0	0	2	0	0	0	41
Williams	1	0	10	0	0	0	0	0	0	0	0	0	0	11
Wood	3	0	49	10	0	0	1	1	0	1	0	0	4	69
Wyandot	0	0	7	18	0	0	0	0	0	1	0	0	0	26
Statewide	98	46	3,198	3,901	444	17	90	52	2	1,165	2	27	425	9,467

**Courts of Common Pleas – General Division**  
**Foreclosure Overall Caseloads**  
**2006**

<b>County</b>	<b>Cases Pending January 1</b>	<b>New Filings</b>	<b>Reactivations and Transfers</b>	<b>Total Cases</b>	<b>Total Terminations</b>	<b>Clearance Rate</b>	<b>Cases Pending December 31</b>	<b>Cases Pending Beyond Time Guidelines</b>
Adams	29	107	5	141	102	91%	39	1
Allen	211	647	64	922	708	100%	214	15
Ashland	90	235	3	328	257	108%	71	3
Ashtabula	271	723	52	1,046	758	98%	288	8
Athens	49	157	8	214	149	90%	65	1
Auglaize	44	201	6	251	199	96%	52	0
Belmont	74	200	50	324	261	104%	63	1
Brown	114	308	19	441	332	102%	109	13
Butler	710	2,580	369	3,659	2,714	92%	945	3
Carroll	54	130	0	184	127	98%	57	0
Champaign	142	246	25	413	242	89%	171	25
Clark	378	1,113	48	1,539	1,118	96%	421	15
Clermont	314	988	64	1,366	1,014	96%	352	12
Clinton	55	234	22	311	217	85%	94	2
Columbiana	215	558	48	821	619	102%	202	7
Coshocton	60	180	7	247	190	102%	57	2
Crawford	91	277	26	394	312	103%	82	2
Cuyahoga	300	13,610	7,047	20,957	9,465	46%	11,492	1,846
Darke	59	259	8	326	237	89%	89	0
Defiance	89	170	0	259	153	90%	106	0
Delaware	201	720	139	1,060	783	91%	277	6
Erie	495	441	38	974	542	113%	432	12
Fairfield	223	765	42	1,030	788	98%	242	7
Fayette	76	195	14	285	210	100%	75	1
Franklin	2,309	8,875	725	11,909	8,875	92%	3,034	34
Fulton	49	176	6	231	170	93%	61	4
Gallia	23	82	0	105	79	96%	26	0
Geauga	124	313	45	482	311	87%	171	4
Greene	191	670	32	893	655	93%	238	3
Guernsey	45	167	16	228	175	96%	53	2
Hamilton	1,771	5,876	613	8,260	6,194	95%	2,066	44
Hancock	99	375	25	499	364	91%	135	7
Hardin	55	218	17	290	227	97%	63	0
Harrison	25	60	11	96	75	106%	21	3
Henry	36	109	0	145	99	91%	46	0
Highland	96	317	0	413	314	99%	99	4
Hocking	50	142	0	192	136	96%	56	0
Holmes	26	81	0	107	86	106%	21	0
Huron	72	333	12	417	312	90%	105	0
Jackson	54	184	0	238	172	93%	66	2
Jefferson	97	281	42	420	334	103%	86	0
Knox	234	298	31	563	355	108%	208	28
Lake	310	1,141	83	1,534	1,158	95%	376	1
Lawrence	97	206	63	366	269	100%	97	9
Licking	238	1,081	95	1,414	1,117	95%	297	3

**Courts of Common Pleas – General Division**  
**Foreclosure Overall Caseloads**  
**2006**

<b>County</b>	<b>Cases Pending January 1</b>	<b>New Filings</b>	<b>Reactivations and Transfers</b>	<b>Total Cases</b>	<b>Total Terminations</b>	<b>Clearance Rate</b>	<b>Cases Pending December 31</b>	<b>Cases Pending Beyond Time Guidelines</b>
Logan	70	313	3	386	307	97%	79	1
Lorain	619	2,252	274	3,145	2,296	91%	849	9
Lucas	1,190	3,618	172	4,980	3,581	94%	1,399	34
Madison	64	213	27	304	237	99%	67	2
Mahoning	996	1,946	255	3,197	2,125	97%	1,072	74
Marion	162	495	105	762	559	93%	203	2
Medina	206	729	58	993	711	90%	282	0
Meigs	26	83	16	125	96	97%	29	0
Mercer	36	132	8	176	139	99%	37	1
Miami	126	521	15	662	515	96%	147	0
Monroe	12	45	2	59	48	102%	11	2
Montgomery	1,156	5,076	907	7,139	5,643	94%	1,496	15
Morgan	22	43	9	74	50	96%	24	0
Morrow	139	230	4	373	230	98%	143	26
Muskingum	180	501	23	704	540	103%	164	11
Noble	21	25	4	50	31	107%	19	4
Ottawa	61	185	1	247	172	92%	75	3
Paulding	48	121	13	182	117	87%	65	2
Perry	45	221	0	266	216	98%	50	0
Pickaway	89	308	17	414	283	87%	131	0
Pike	52	108	6	166	115	101%	51	3
Portage	227	725	1	953	668	92%	285	11
Preble	85	307	1	393	288	94%	105	1
Putnam	30	86	4	120	95	106%	25	1
Richland	184	752	86	1,022	765	91%	257	1
Ross	145	399	33	577	402	93%	175	25
Sandusky	102	303	10	415	287	92%	128	0
Scioto	128	326	11	465	323	96%	142	4
Seneca	51	263	15	329	262	94%	67	0
Shelby	58	252	10	320	252	96%	68	1
Stark	521	2,799	330	3,650	3,054	98%	596	2
Summit	1,469	4,833	267	6,569	4,866	95%	1,703	23
Trumbull	674	1,560	213	2,447	1,596	90%	851	57
Tuscarawas	117	401	31	549	427	99%	122	3
Union	61	266	24	351	279	96%	72	0
Van Wert	58	149	9	216	167	106%	49	0
Vinton	31	43	5	79	54	113%	25	0
Warren	271	1,029	259	1,559	1,244	97%	315	24
Washington	70	230	0	300	225	98%	75	1
Wayne	134	426	23	583	416	93%	167	6
Williams	36	185	13	234	180	91%	54	1
Wood	120	442	18	580	401	87%	179	4
Wyandot	31	102	19	152	123	102%	29	0
<b>Statewide</b>	<b>20,268</b>	<b>79,072</b>	<b>13,221</b>	<b>112,561</b>	<b>77,359</b>	<b>84%</b>	<b>35,202</b>	<b>2,484</b>

**Courts of Common Pleas – General Division**  
**Foreclosure Terminations**  
**2006**

County	Jury Trial	Court Trial	Settled or Dismissed Pre Trial	Dismissal	For Want of Prosecution	Magistrate	Diversion or Arbitration	Default	Unavailability of Party	Transferred Out	Private Judge Referral	Bankruptcy Stay/Interlocutory Appeal	Other Terminations	Total Terminations
Adams	0	0	1	21	2	0	0	62	0	1	0	10	5	102
Allen	0	2	3	135	8	0	0	18	0	2	0	31	509	708
Ashland	0	0	0	55	0	0	0	1	0	1	0	10	190	257
Ashtabula	0	0	15	160	0	0	0	427	0	1	0	18	137	758
Athens	0	1	9	24	0	0	0	94	0	9	0	6	6	149
Auglaize	0	0	0	40	4	0	0	119	0	0	0	5	31	199
Belmont	0	0	2	77	0	0	0	144	0	4	0	12	22	261
Brown	0	1	1	65	3	0	0	234	0	0	0	9	19	332
Butler	0	0	144	570	8	0	0	1,776	0	20	0	94	102	2,714
Carroll	0	0	47	0	1	0	0	67	0	0	0	10	2	127
Champaign	0	0	72	9	0	0	2	121	0	0	0	9	29	242
Clark	1	0	84	172	3	0	0	740	0	0	0	29	89	1,118
Clermont	0	0	114	189	0	552	0	2	0	6	0	57	94	1,014
Clinton	0	0	62	2	0	0	0	0	1	1	0	8	143	217
Columbiana	0	0	16	61	46	0	0	417	0	0	0	28	51	619
Coshocton	0	0	1	45	1	0	0	129	0	0	0	4	10	190
Crawford	0	0	6	55	2	0	0	181	0	1	0	11	56	312
Cuyahoga	0	1	9	696	0	8,087	3	366	0	4	0	134	165	9,465
Darke	0	0	1	44	0	0	0	178	0	0	0	14	0	237
Defiance	0	82	2	61	6	0	0	2	0	0	0	0	0	153
Delaware	0	1	39	163	87	0	0	365	0	7	0	52	69	783
Erie	0	0	3	160	11	0	0	223	0	4	0	16	125	542
Fairfield	0	0	12	165	7	0	0	520	0	3	0	46	35	788
Fayette	0	0	1	44	2	0	0	149	0	1	0	12	1	210
Franklin	2	11	216	1,575	67	4	0	6,012	0	31	1	350	606	8,875
Fulton	0	1	30	11	0	0	0	124	0	1	0	2	1	170
Gallia	0	0	0	20	4	0	0	47	0	3	0	1	4	79
Geauga	0	1	9	100	4	1	0	69	3	2	0	14	108	311
Greene	0	0	0	139	7	4	1	431	0	14	0	28	31	655
Guernsey	0	0	5	34	1	0	0	110	0	0	0	10	15	175
Hamilton	0	2	348	506	614	3,397	0	581	0	220	4	185	337	6,194
Hancock	0	0	10	79	3	0	6	257	0	1	0	5	3	364
Hardin	0	0	3	46	8	0	0	152	0	0	0	11	7	227
Harrison	0	0	3	16	2	0	0	43	1	0	0	5	5	75
Henry	0	0	0	25	0	0	0	32	0	0	0	3	39	99
Highland	0	6	2	45	26	0	0	224	0	0	0	9	2	314
Hocking	0	13	86	36	0	0	0	0	0	0	0	1	0	136
Holmes	0	3	18	4	0	0	0	57	0	0	0	2	2	86
Huron	0	0	5	45	7	0	0	207	0	2	0	6	40	312
Jackson	0	0	0	49	0	0	0	117	0	0	0	6	0	172
Jefferson	0	1	6	86	0	0	0	191	0	6	0	9	35	334
Knox	0	3	5	148	1	0	0	0	0	0	0	19	179	355
Lake	1	1	9	256	47	0	1	579	0	1	0	63	200	1,158
Lawrence	0	0	1	83	10	0	0	128	0	3	0	20	24	269
Licking	0	0	8	203	7	3	0	719	0	34	0	42	101	1,117
Logan	0	0	1	62	0	0	0	197	0	0	0	18	29	307

**Courts of Common Pleas – General Division**  
**Foreclosure Terminations**  
**2006**

County	Jury Trial	Court Trial	Settled or Dismissed Pre Trial	Dismissal	For Want of Prosecution	Magistrate	Diversion or Arbitration	Default	Unavailability of Party	Transferred Out	Private Judge Referral	Bankruptcy Stay/Interlocutory Appeal	Other Terminations	Total Terminations
Lorain	1	0	107	416	3	0	0	1,281	0	181	0	122	185	2,296
Lucas	0	6	134	650	18	9	0	2,102	0	70	0	96	496	3,581
Madison	0	0	0	55	0	0	0	0	0	0	0	19	163	237
Mahoning	1	0	21	532	0	5	0	1,419	1	15	0	109	22	2,125
Marion	0	1	7	152	19	0	0	301	1	0	0	17	61	559
Medina	0	0	259	115	2	5	0	226	0	3	1	41	59	711
Meigs	0	3	27	0	0	0	0	55	0	1	0	3	7	96
Mercer	0	0	8	1	23	0	0	96	0	0	0	6	5	139
Miami	0	0	3	109	1	0	0	362	0	0	0	17	23	515
Monroe	0	0	3	15	0	0	0	23	0	0	0	2	5	48
Montgomery	0	0	22	1,278	176	22	0	3,563	0	11	0	182	389	5,643
Morgan	0	0	3	14	1	0	0	14	0	0	0	3	15	50
Morrow	0	0	6	74	1	0	0	115	0	1	0	13	20	230
Muskingum	0	1	58	49	6	0	0	350	0	2	0	32	42	540
Noble	0	1	0	9	0	0	0	9	0	0	0	2	10	31
Ottawa	0	0	7	41	8	0	0	92	0	0	0	3	21	172
Paulding	1	0	0	46	0	0	0	59	0	0	0	10	1	117
Perry	0	0	62	0	0	0	0	129	0	1	0	4	20	216
Pickaway	0	0	0	57	0	0	0	217	0	0	0	9	0	283
Pike	0	0	3	30	0	0	0	77	0	0	0	4	1	115
Portage	0	0	93	64	40	0	0	362	0	0	0	12	97	668
Preble	0	0	8	73	0	0	0	183	0	1	0	10	13	288
Putnam	0	1	0	27	0	1	0	0	0	0	0	4	62	95
Richland	0	1	146	5	4	1	0	476	0	1	0	16	115	765
Ross	0	0	5	71	3	0	0	266	0	2	0	24	31	402
Sandusky	0	0	4	68	0	0	0	0	0	0	0	9	206	287
Scioto	0	0	3	46	0	0	3	201	0	6	1	9	54	323
Seneca	0	3	34	31	3	0	0	139	0	0	0	9	43	262
Shelby	0	0	0	37	20	0	0	166	0	0	0	14	15	252
Stark	0	0	133	239	134	0	6	1,986	0	178	0	128	250	3,054
Summit	0	2	192	796	81	3	11	2,817	1	105	0	225	633	4,866
Trumbull	1	521	322	44	1	0	31	522	0	15	0	90	49	1,596
Tuscarawas	0	1	7	1	91	0	0	263	0	2	0	18	44	427
Union	0	15	26	35	0	0	0	125	0	0	0	24	54	279
Van Wert	0	0	36	0	2	0	0	104	0	0	0	4	21	167
Vinton	0	10	10	10	1	0	0	17	0	1	0	4	1	54
Warren	1	2	24	401	0	0	0	452	0	0	0	41	323	1,244
Washington	0	3	20	48	7	0	0	107	0	3	0	15	22	225
Wayne	0	0	47	40	15	0	0	219	4	4	0	17	70	416
Williams	0	0	16	32	0	0	0	102	0	0	0	6	24	180
Wood	0	0	13	80	7	0	0	203	0	11	0	17	70	401
Wyandot	0	0	0	28	0	0	0	62	0	0	0	5	28	123
Statewide	9	701	3,278	12,400	1,666	12,094	64	35,874	12	997	7	2,829	7,428	77,359

**Courts of Common Pleas – General Division**  
**Administrative Appeal Overall Caseloads**  
**2006**

<b>County</b>	<b>Cases Pending January 1</b>	<b>New Filings</b>	<b>Reactivations and Transfers</b>	<b>Total Cases</b>	<b>Total Terminations</b>	<b>Clearance Rate</b>	<b>Cases Pending December 31</b>	<b>Cases Pending Beyond Time Guidelines</b>
Adams	1	1	0	2	1	100%	1	0
Allen	3	7	1	11	6	75%	5	1
Ashland	2	0	0	2	2	-	0	0
Ashtabula	4	12	1	17	5	38%	12	3
Athens	15	16	1	32	21	124%	11	2
Auglaize	0	1	0	1	1	100%	0	0
Belmont	1	0	0	1	1	-	0	0
Brown	5	5	0	10	5	100%	5	4
Butler	7	19	3	29	16	73%	13	2
Carroll	1	0	0	1	1	-	0	0
Champaign	6	5	1	12	6	100%	6	3
Clark	10	13	0	23	13	100%	10	5
Clermont	7	7	0	14	10	143%	4	4
Clinton	1	1	0	2	1	100%	1	0
Columbiana	2	4	0	6	4	100%	2	0
Coshocton	0	1	0	1	1	100%	0	0
Crawford	1	3	0	4	3	100%	1	0
Cuyahoga	117	160	10	287	149	88%	138	43
Darke	2	2	1	5	4	133%	1	0
Defiance	2	0	0	2	2	-	0	0
Delaware	4	8	3	15	7	64%	8	1
Erie	12	32	7	51	37	95%	14	8
Fairfield	3	6	0	9	7	117%	2	0
Fayette	2	10	0	12	3	30%	9	0
Franklin	194	237	56	487	315	108%	172	35
Fulton	28	21	1	50	26	118%	24	9
Gallia	0	0	0	0	0	-	0	0
Geauga	8	8	0	16	12	150%	4	0
Greene	11	15	1	27	15	94%	12	1
Guernsey	1	2	1	4	4	133%	0	0
Hamilton	136	110	6	252	133	115%	119	9
Hancock	4	1	0	5	4	400%	1	0
Hardin	0	1	0	1	0	0%	1	0
Harrison	0	1	0	1	1	100%	0	0
Henry	6	1	0	7	2	200%	5	0
Highland	5	2	0	7	5	250%	2	2
Hocking	0	0	0	0	0	-	0	0
Holmes	0	1	0	1	1	100%	0	0
Huron	1	0	0	1	1	-	0	0
Jackson	1	0	0	1	1	-	0	0
Jefferson	4	4	1	9	5	100%	4	0
Knox	1	4	0	5	1	25%	4	0
Lake	7	15	1	23	17	106%	6	0
Lawrence	0	0	0	0	0	-	0	0
Licking	3	8	2	13	6	60%	7	2

**Courts of Common Pleas – General Division**  
**Administrative Appeal Overall Caseloads**  
**2006**

<b>County</b>	<b>Cases Pending January 1</b>	<b>New Filings</b>	<b>Reactivations and Transfers</b>	<b>Total Cases</b>	<b>Total Terminations</b>	<b>Clearance Rate</b>	<b>Cases Pending December 31</b>	<b>Cases Pending Beyond Time Guidelines</b>
Logan	2	1	0	3	2	200%	1	0
Lorain	5	13	2	20	7	47%	13	3
Lucas	30	46	4	80	45	90%	35	4
Madison	0	0	0	0	0	-	0	0
Mahoning	20	28	3	51	31	100%	20	8
Marion	2	2	1	5	5	167%	0	0
Medina	16	26	0	42	23	88%	19	0
Meigs	1	0	0	1	1	-	0	0
Mercer	2	4	0	6	3	75%	3	1
Miami	2	3	1	6	5	125%	1	0
Monroe	0	3	0	3	2	67%	1	0
Montgomery	36	57	3	96	53	88%	43	13
Morgan	0	0	0	0	0	-	0	0
Morrow	1	2	0	3	1	50%	2	1
Muskingum	5	2	0	7	3	150%	4	2
Noble	0	1	0	1	0	0%	1	0
Ottawa	2	7	0	9	1	14%	8	0
Paulding	0	0	0	0	0	-	0	0
Perry	0	0	0	0	0	-	0	0
Pickaway	0	0	0	0	0	-	0	0
Pike	1	3	0	4	3	100%	1	1
Portage	8	12	1	21	11	85%	10	0
Preble	3	5	0	8	5	100%	3	0
Putnam	1	0	0	1	1	-	0	0
Richland	2	7	0	9	7	100%	2	0
Ross	8	2	0	10	4	200%	6	5
Sandusky	1	1	0	2	1	100%	1	0
Scioto	6	1	0	7	6	600%	1	0
Seneca	1	1	1	3	3	150%	0	0
Shelby	0	1	0	1	1	100%	0	0
Stark	15	36	9	60	49	109%	11	1
Summit	49	103	12	164	112	97%	52	3
Trumbull	19	21	0	40	17	81%	23	10
Tuscarawas	1	7	0	8	3	43%	5	0
Union	0	1	0	1	1	100%	0	0
Van Wert	0	2	0	2	1	50%	1	0
Vinton	2	6	0	8	1	17%	7	0
Warren	11	11	1	23	11	92%	12	5
Washington	3	1	0	4	3	300%	1	0
Wayne	2	1	0	3	3	300%	0	0
Williams	0	0	0	0	0	-	0	0
Wood	2	4	0	6	3	75%	3	0
Wyandot	0	2	0	2	0	0%	2	0
<b>Statewide</b>	<b>877</b>	<b>1,167</b>	<b>135</b>	<b>2,179</b>	<b>1,283</b>	<b>99%</b>	<b>896</b>	<b>191</b>

**Courts of Common Pleas – General Division**  
**Administrative Appeal Terminations**  
**2006**

County	Jury Trial	Court Trial	Settled or Dismissed Pre Trial	Dismissal	For Want of Prosecution	Magistrate	Diversion or Arbitration	Default	Unavailability of Party	Transferred Out	Private Judge Referral	Bankruptcy Stay/Interlocutory Appeal	Other Terminations	Total Terminations
Adams	0	0	0	0	0	0	0	0	0	0	0	0	1	1
Allen	0	0	1	3	0	0	0	0	0	0	0	0	2	6
Ashland	0	2	0	0	0	0	0	0	0	0	0	0	0	2
Ashtabula	0	0	1	1	0	0	0	0	0	1	0	0	2	5
Athens	0	0	5	11	0	0	0	0	0	2	0	0	3	21
Auglaize	0	0	0	0	0	0	0	0	0	0	0	0	1	1
Belmont	0	0	0	0	0	0	0	0	0	0	0	0	1	1
Brown	0	0	3	2	0	0	0	0	0	0	0	0	0	5
Butler	0	0	5	3	0	0	0	1	0	2	0	0	5	16
Carroll	0	0	1	0	0	0	0	0	0	0	0	0	0	1
Champaign	0	0	1	2	0	0	1	0	0	0	0	0	2	6
Clark	0	0	2	4	0	0	0	0	0	0	0	0	7	13
Clermont	0	0	5	2	0	0	0	0	0	0	0	0	3	10
Clinton	0	0	0	0	0	0	0	0	0	0	0	0	1	1
Columbiana	0	0	3	0	0	0	0	0	0	0	0	0	1	4
Coshocton	0	1	0	0	0	0	0	0	0	0	0	0	0	1
Crawford	1	0	1	1	0	0	0	0	0	0	0	0	0	3
Cuyahoga	0	0	0	75	0	0	0	1	0	11	0	2	60	149
Darke	0	0	0	2	0	0	0	0	0	0	0	0	2	4
Defiance	0	1	1	0	0	0	0	0	0	0	0	0	0	2
Delaware	0	0	1	2	0	1	0	0	0	0	0	0	3	7
Erie	0	0	3	2	1	0	0	0	29	1	0	0	1	37
Fairfield	0	0	3	1	1	0	0	1	0	0	0	0	1	7
Fayette	0	0	0	1	0	0	1	1	0	0	0	0	0	3
Franklin	0	0	5	65	16	110	0	3	0	14	0	8	94	315
Fulton	0	0	24	1	0	0	0	0	0	0	0	0	1	26
Gallia	0	0	0	0	0	0	0	0	0	0	0	0	0	0
Geauga	0	1	3	2	0	0	1	0	0	0	0	0	5	12
Greene	0	0	0	3	0	6	0	1	0	1	0	0	4	15
Guernsey	0	0	0	0	0	0	0	1	0	0	0	0	3	4
Hamilton	0	0	13	14	15	13	0	2	0	6	0	2	68	133
Hancock	0	0	3	0	0	0	0	0	0	0	0	0	1	4
Hardin	0	0	0	0	0	0	0	0	0	0	0	0	0	0
Harrison	0	0	1	0	0	0	0	0	0	0	0	0	0	1
Henry	0	0	0	0	0	0	0	0	0	0	0	0	2	2
Highland	0	2	1	1	0	0	0	0	0	0	0	0	1	5
Hocking	0	0	0	0	0	0	0	0	0	0	0	0	0	0
Holmes	0	1	0	0	0	0	0	0	0	0	0	0	0	1
Huron	0	0	1	0	0	0	0	0	0	0	0	0	0	1
Jackson	0	0	0	1	0	0	0	0	0	0	0	0	0	1
Jefferson	0	2	1	0	0	0	0	0	0	0	0	0	2	5
Knox	0	0	1	0	0	0	0	0	0	0	0	0	0	1
Lake	0	3	0	1	1	0	0	0	0	1	0	0	11	17
Lawrence	0	0	0	0	0	0	0	0	0	0	0	0	0	0
Licking	0	0	0	1	0	0	0	0	0	1	0	0	4	6
Logan	0	1	1	0	0	0	0	0	0	0	0	0	0	2



**Courts of Common Pleas – General Division**  
**Administrative Appeal Terminations**  
**2006**

County	Jury Trial	Court Trial	Settled or Dismissed Pre Trial	Dismissal	For Want of Prosecution	Magistrate	Diversion or Arbitration	Default	Unavailability of Party	Transferred Out	Private Judge Referral	Bankruptcy Stay/Interlocutory Appeal	Other Terminations	Total Terminations
Lorain	0	0	0	0	0	0	0	0	0	4	0	0	3	7
Lucas	0	1	5	8	1	0	0	1	0	1	0	0	28	45
Madison	0	0	0	0	0	0	0	0	0	0	0	0	0	0
Mahoning	0	0	4	11	0	10	0	2	0	1	0	0	3	31
Marion	0	1	0	0	0	0	0	0	0	1	0	0	3	5
Medina	0	0	12	3	0	1	0	0	0	4	0	0	3	23
Meigs	0	0	0	0	1	0	0	0	0	0	0	0	0	1
Mercer	0	0	1	0	1	0	0	0	0	0	0	0	1	3
Miami	0	0	0	3	0	0	0	0	0	0	0	0	2	5
Monroe	0	0	0	2	0	0	0	0	0	0	0	0	0	2
Montgomery	0	0	2	17	7	2	1	18	0	2	0	1	3	53
Morgan	0	0	0	0	0	0	0	0	0	0	0	0	0	0
Morrow	0	0	0	0	0	0	0	0	0	0	0	0	1	1
Muskingum	0	0	2	1	0	0	0	0	0	0	0	0	0	3
Noble	0	0	0	0	0	0	0	0	0	0	0	0	0	0
Ottawa	0	0	0	0	0	0	0	0	0	0	0	0	1	1
Paulding	0	0	0	0	0	0	0	0	0	0	0	0	0	0
Perry	0	0	0	0	0	0	0	0	0	0	0	0	0	0
Pickaway	0	0	0	0	0	0	0	0	0	0	0	0	0	0
Pike	0	0	1	0	0	0	0	0	0	0	0	0	2	3
Portage	1	0	1	1	1	1	0	1	0	0	0	0	5	11
Preble	0	0	1	3	0	0	0	0	0	0	0	0	1	5
Putnam	0	0	0	1	0	0	0	0	0	0	0	0	0	1
Richland	0	0	1	0	1	0	0	0	0	0	0	0	5	7
Ross	0	0	1	0	0	0	0	0	0	1	0	0	2	4
Sandusky	0	0	0	0	0	0	0	0	0	0	0	0	1	1
Scioto	0	0	1	2	0	0	0	0	0	0	0	0	3	6
Seneca	0	1	0	1	0	0	0	0	0	0	0	0	1	3
Shelby	0	0	0	1	0	0	0	0	0	0	0	0	0	1
Stark	0	0	4	6	4	0	0	0	0	8	0	0	27	49
Summit	0	2	15	29	4	2	0	1	0	14	0	0	45	112
Trumbull	0	5	6	3	0	0	0	0	0	0	0	2	1	17
Tuscarawas	0	1	1	0	0	0	0	0	0	0	0	0	1	3
Union	0	0	0	0	0	0	0	1	0	0	0	0	0	1
Van Wert	0	0	1	0	0	0	0	0	0	0	0	0	0	1
Vinton	0	0	1	0	0	0	0	0	0	0	0	0	0	1
Warren	0	5	3	0	0	0	0	0	0	0	0	0	3	11
Washington	0	0	1	1	0	0	0	0	0	0	0	0	1	3
Wayne	0	0	0	1	0	0	0	0	0	0	0	0	2	3
Williams	0	0	0	0	0	0	0	0	0	0	0	0	0	0
Wood	0	0	0	3	0	0	0	0	0	0	0	0	0	3
Wyandot	0	0	0	0	0	0	0	0	0	0	0	0	0	0
Statewide	2	30	154	298	54	146	4	35	29	76	0	15	440	1,283

**Courts of Common Pleas – General Division**  
**Complex Litigation Overall Caseloads**  
**2006**

<b>County</b>	<b>Cases Pending January 1</b>	<b>New Filings</b>	<b>Reactivations and Transfers</b>	<b>Total Cases</b>	<b>Total Terminations</b>	<b>Clearance Rate</b>	<b>Cases Pending December 31</b>	<b>Cases Pending Beyond Time Guidelines</b>
Adams	0	0	0	0	0	-	0	0
Allen	2	0	0	2	2	-	0	0
Ashland	3	0	1	4	3	300%	1	0
Ashtabula	0	0	0	0	0	-	0	0
Athens	0	0	5	5	1	20%	4	0
Auglaize	2	0	0	2	2	-	0	0
Belmont	4	0	1	5	2	200%	3	1
Brown	0	0	0	0	0	-	0	0
Butler	0	0	0	0	0	-	0	0
Carroll	0	0	0	0	0	-	0	0
Champaign	0	0	0	0	0	-	0	0
Clark	0	0	2	2	1	50%	1	0
Clermont	0	0	0	0	0	-	0	0
Clinton	0	0	0	0	0	-	0	0
Columbiana	1	0	7	8	6	86%	2	0
Coshocton	0	0	0	0	0	-	0	0
Crawford	0	0	0	0	0	-	0	0
Cuyahoga	11	0	2	13	8	400%	5	1
Darke	2	0	1	3	2	200%	1	0
Defiance	0	0	0	0	0	-	0	0
Delaware	1	0	1	2	1	100%	1	0
Erie	0	0	1	1	1	100%	0	0
Fairfield	0	0	0	0	0	-	0	0
Fayette	0	0	0	0	0	-	0	0
Franklin	49	0	29	78	48	166%	30	7
Fulton	1	0	0	1	0	-	1	0
Gallia	0	0	0	0	0	-	0	0
Geauga	1	0	0	1	1	-	0	0
Greene	0	0	0	0	0	-	0	0
Guernsey	10	0	10	20	9	90%	11	0
Hamilton	6	0	0	6	6	-	0	0
Hancock	1	0	0	1	1	-	0	0
Hardin	2	0	1	3	2	200%	1	0
Harrison	0	0	0	0	0	-	0	0
Henry	0	0	0	0	0	-	0	0
Highland	1	0	0	1	1	-	0	0
Hocking	0	0	0	0	0	-	0	0
Holmes	0	0	0	0	0	-	0	0
Huron	0	0	0	0	0	-	0	0
Jackson	0	0	0	0	0	-	0	0
Jefferson	0	0	0	0	0	-	0	0
Knox	0	0	0	0	0	-	0	0
Lake	0	0	3	3	1	33%	2	0
Lawrence	1	0	0	1	1	-	0	0
Licking	0	0	0	0	0	-	0	0

**Courts of Common Pleas – General Division**  
**Complex Litigation Overall Caseloads**  
**2006**

<b>County</b>	<b>Cases Pending January 1</b>	<b>New Filings</b>	<b>Reactivations and Transfers</b>	<b>Total Cases</b>	<b>Total Terminations</b>	<b>Clearance Rate</b>	<b>Cases Pending December 31</b>	<b>Cases Pending Beyond Time Guidelines</b>
Logan	1	0	1	2	1	100%	1	0
Lorain	0	0	0	0	0	-	0	0
Lucas	18	0	11	29	15	136%	14	3
Madison	0	0	0	0	0	-	0	0
Mahoning	0	0	0	0	0	-	0	0
Marion	0	0	1	1	0	0%	1	0
Medina	4	0	0	4	3	-	1	0
Meigs	0	0	0	0	0	-	0	0
Mercer	0	0	1	1	1	100%	0	0
Miami	1	0	0	1	0	-	1	0
Monroe	0	0	0	0	0	-	0	0
Montgomery	1	0	0	1	0	-	1	0
Morgan	0	0	2	2	0	0%	2	0
Morrow	0	0	0	0	0	-	0	0
Muskingum	0	0	0	0	0	-	0	0
Noble	0	0	0	0	0	-	0	0
Ottawa	1	0	0	1	0	-	1	1
Paulding	0	0	0	0	0	-	0	0
Perry	0	0	0	0	0	-	0	0
Pickaway	0	0	1	1	1	100%	0	0
Pike	1	0	0	1	0	-	1	0
Portage	0	0	0	0	0	-	0	0
Preble	0	0	0	0	0	-	0	0
Putnam	0	0	0	0	0	-	0	0
Richland	0	0	0	0	0	-	0	0
Ross	8	0	0	8	1	-	7	7
Sandusky	1	0	0	1	1	-	0	0
Scioto	1	0	0	1	1	-	0	0
Seneca	0	0	0	0	0	-	0	0
Shelby	1	0	0	1	1	-	0	0
Stark	0	0	2	2	2	100%	0	0
Summit	1	0	2	3	1	50%	2	0
Trumbull	2	0	0	2	1	-	1	0
Tuscarawas	0	0	0	0	0	-	0	0
Union	2	0	1	3	3	300%	0	0
Van Wert	0	0	0	0	0	-	0	0
Vinton	0	0	0	0	0	-	0	0
Warren	0	0	0	0	0	-	0	0
Washington	0	0	1	1	1	100%	0	0
Wayne	0	0	0	0	0	-	0	0
Williams	0	0	0	0	0	-	0	0
Wood	2	0	1	3	2	200%	1	0
Wyandot	0	0	0	0	0	-	0	0
<b>Statewide</b>	<b>143</b>	<b>0</b>	<b>88</b>	<b>231</b>	<b>134</b>	<b>152%</b>	<b>97</b>	<b>20</b>

**Courts of Common Pleas – General Division**  
**Complex Litigation Terminations**  
**2006**

County	Jury Trial	Court Trial	Settled or Dismissed Pre Trial	Dismissal	For Want of Prosecution	Magistrate	Diversion or Arbitration	Default	Unavailability of Party	Transferred Out	Private Judge Referral	Bankruptcy Stay/Interlocutory Appeal	Other Terminations	Total Terminations
Adams	0	0	0	0	0	0	0	0	0	0	0	0	0	0
Allen	0	0	0	2	0	0	0	0	0	0	0	0	0	2
Ashland	0	1	0	1	0	0	0	0	0	0	0	0	1	3
Ashtabula	0	0	0	0	0	0	0	0	0	0	0	0	0	0
Athens	0	0	0	0	0	0	0	1	0	0	0	0	0	1
Auglaize	0	0	1	0	0	0	0	0	0	0	0	0	1	2
Belmont	0	0	1	0	0	0	0	0	0	0	0	0	1	2
Brown	0	0	0	0	0	0	0	0	0	0	0	0	0	0
Butler	0	0	0	0	0	0	0	0	0	0	0	0	0	0
Carroll	0	0	0	0	0	0	0	0	0	0	0	0	0	0
Champaign	0	0	0	0	0	0	0	0	0	0	0	0	0	0
Clark	0	0	0	0	0	0	0	1	0	0	0	0	0	1
Clermont	0	0	0	0	0	0	0	0	0	0	0	0	0	0
Clinton	0	0	0	0	0	0	0	0	0	0	0	0	0	0
Columbiana	0	2	1	1	0	0	0	0	0	0	0	0	2	6
Coshocton	0	0	0	0	0	0	0	0	0	0	0	0	0	0
Crawford	0	0	0	0	0	0	0	0	0	0	0	0	0	0
Cuyahoga	0	0	2	4	0	0	0	0	0	1	0	0	1	8
Darke	0	0	0	2	0	0	0	0	0	0	0	0	0	2
Defiance	0	0	0	0	0	0	0	0	0	0	0	0	0	0
Delaware	0	0	0	0	0	0	0	0	0	0	0	0	1	1
Erie	0	0	1	0	0	0	0	0	0	0	0	0	0	1
Fairfield	0	0	0	0	0	0	0	0	0	0	0	0	0	0
Fayette	0	0	0	0	0	0	0	0	0	0	0	0	0	0
Franklin	0	0	14	8	5	0	0	10	0	0	0	3	8	48
Fulton	0	0	0	0	0	0	0	0	0	0	0	0	0	0
Gallia	0	0	0	0	0	0	0	0	0	0	0	0	0	0
Geauga	0	0	0	1	0	0	0	0	0	0	0	0	0	1
Greene	0	0	0	0	0	0	0	0	0	0	0	0	0	0
Guernsey	0	2	4	0	0	0	0	0	1	0	0	1	1	9
Hamilton	0	0	1	0	0	0	0	0	0	0	0	0	5	6
Hancock	0	0	0	0	0	0	0	0	0	0	0	0	1	1
Hardin	0	0	0	0	0	0	0	1	0	1	0	0	0	2
Harrison	0	0	0	0	0	0	0	0	0	0	0	0	0	0
Henry	0	0	0	0	0	0	0	0	0	0	0	0	0	0
Highland	0	0	1	0	0	0	0	0	0	0	0	0	0	1
Hocking	0	0	0	0	0	0	0	0	0	0	0	0	0	0
Holmes	0	0	0	0	0	0	0	0	0	0	0	0	0	0
Huron	0	0	0	0	0	0	0	0	0	0	0	0	0	0
Jackson	0	0	0	0	0	0	0	0	0	0	0	0	0	0
Jefferson	0	0	0	0	0	0	0	0	0	0	0	0	0	0
Knox	0	0	0	0	0	0	0	0	0	0	0	0	0	0
Lake	0	0	0	0	1	0	0	0	0	0	0	0	0	1
Lawrence	0	0	1	0	0	0	0	0	0	0	0	0	0	1
Licking	0	0	0	0	0	0	0	0	0	0	0	0	0	0
Logan	0	0	1	0	0	0	0	0	0	0	0	0	0	1

**Courts of Common Pleas – General Division**  
**Complex Litigation Terminations**  
**2006**

County	Jury Trial	Court Trial	Settled or Dismissed Pre Trial	Dismissal	For Want of Prosecution	Magistrate	Diversion or Arbitration	Default	Unavailability of Party	Transferred Out	Private Judge Referral	Bankruptcy Stay/Interlocutory Appeal	Other Terminations	Total Terminations
Lorain	0	0	0	0	0	0	0	0	0	0	0	0	0	0
Lucas	2	0	5	3	0	0	0	0	0	0	0	2	3	15
Madison	0	0	0	0	0	0	0	0	0	0	0	0	0	0
Mahoning	0	0	0	0	0	0	0	0	0	0	0	0	0	0
Marion	0	0	0	0	0	0	0	0	0	0	0	0	0	0
Medina	0	0	3	0	0	0	0	0	0	0	0	0	0	3
Meigs	0	0	0	0	0	0	0	0	0	0	0	0	0	0
Mercer	0	0	0	0	0	0	0	1	0	0	0	0	0	1
Miami	0	0	0	0	0	0	0	0	0	0	0	0	0	0
Monroe	0	0	0	0	0	0	0	0	0	0	0	0	0	0
Montgomery	0	0	0	0	0	0	0	0	0	0	0	0	0	0
Morgan	0	0	0	0	0	0	0	0	0	0	0	0	0	0
Morrow	0	0	0	0	0	0	0	0	0	0	0	0	0	0
Muskingum	0	0	0	0	0	0	0	0	0	0	0	0	0	0
Noble	0	0	0	0	0	0	0	0	0	0	0	0	0	0
Ottawa	0	0	0	0	0	0	0	0	0	0	0	0	0	0
Paulding	0	0	0	0	0	0	0	0	0	0	0	0	0	0
Perry	0	0	0	0	0	0	0	0	0	0	0	0	0	0
Pickaway	0	0	0	0	0	0	0	1	0	0	0	0	0	1
Pike	0	0	0	0	0	0	0	0	0	0	0	0	0	0
Portage	0	0	0	0	0	0	0	0	0	0	0	0	0	0
Preble	0	0	0	0	0	0	0	0	0	0	0	0	0	0
Putnam	0	0	0	0	0	0	0	0	0	0	0	0	0	0
Richland	0	0	0	0	0	0	0	0	0	0	0	0	0	0
Ross	0	0	0	0	0	0	0	0	0	1	0	0	0	1
Sandusky	0	0	0	0	0	0	0	0	0	0	0	0	1	1
Scioto	0	0	0	1	0	0	0	0	0	0	0	0	0	1
Seneca	0	0	0	0	0	0	0	0	0	0	0	0	0	0
Shelby	0	0	0	0	1	0	0	0	0	0	0	0	0	1
Stark	0	0	0	0	0	0	0	0	0	1	0	1	0	2
Summit	0	0	0	1	0	0	0	0	0	0	0	0	0	1
Trumbull	0	0	0	1	0	0	0	0	0	0	0	0	0	1
Tuscarawas	0	0	0	0	0	0	0	0	0	0	0	0	0	0
Union	0	0	0	2	0	0	0	0	0	1	0	0	0	3
Van Wert	0	0	0	0	0	0	0	0	0	0	0	0	0	0
Vinton	0	0	0	0	0	0	0	0	0	0	0	0	0	0
Warren	0	0	0	0	0	0	0	0	0	0	0	0	0	0
Washington	0	0	1	0	0	0	0	0	0	0	0	0	0	1
Wayne	0	0	0	0	0	0	0	0	0	0	0	0	0	0
Williams	0	0	0	0	0	0	0	0	0	0	0	0	0	0
Wood	0	0	1	0	0	0	0	0	0	0	0	0	1	2
Wyandot	0	0	0	0	0	0	0	0	0	0	0	0	0	0
Statewide	2	5	38	27	7	0	0	15	1	5	0	7	27	134

**Courts of Common Pleas – General Division**  
**Other Civil Overall Caseloads**  
**2006**

<b>County</b>	<b>Cases Pending January 1</b>	<b>New Filings</b>	<b>Reactivations and Transfers</b>	<b>Total Cases</b>	<b>Total Terminations</b>	<b>Clearance Rate</b>	<b>Cases Pending December 31</b>	<b>Cases Pending Beyond Time Guidelines</b>
Adams	44	167	11	222	168	94%	54	1
Allen	171	401	21	593	429	102%	164	8
Ashland	53	167	10	230	164	93%	66	0
Ashtabula	285	579	10	874	560	95%	314	12
Athens	128	399	2	529	381	95%	148	1
Auglaize	37	113	3	153	124	107%	29	0
Belmont	171	206	16	393	243	109%	150	21
Brown	162	176	10	348	143	77%	205	36
Butler	729	1,959	169	2,857	2,061	97%	796	12
Carroll	34	64	1	99	66	102%	33	0
Champaign	75	110	19	204	119	92%	85	28
Clark	320	291	6	617	404	136%	213	34
Clermont	691	899	39	1,629	1,128	120%	501	140
Clinton	73	171	4	248	143	82%	105	3
Columbiana	183	464	15	662	486	101%	176	2
Coshocton	75	433	7	515	391	89%	124	5
Crawford	78	224	7	309	239	103%	70	8
Cuyahoga	4,955	9,279	543	14,777	9,774	100%	5,003	146
Darke	72	112	5	189	132	113%	57	0
Defiance	103	265	0	368	224	85%	144	8
Delaware	194	378	49	621	399	93%	222	3
Erie	757	347	48	1,152	742	188%	410	1
Fairfield	250	414	28	692	397	90%	295	10
Fayette	81	147	6	234	154	101%	80	2
Franklin	2,768	4,826	594	8,188	5,294	98%	2,894	106
Fulton	67	116	9	192	122	98%	70	2
Gallia	59	133	0	192	142	107%	50	0
Geauga	204	340	36	580	324	86%	256	1
Greene	165	284	15	464	299	100%	165	4
Guernsey	69	194	21	284	207	96%	77	1
Hamilton	2,953	4,128	178	7,259	5,009	116%	2,250	149
Hancock	165	304	9	478	339	108%	139	5
Hardin	42	80	7	129	101	116%	28	1
Harrison	35	35	1	71	42	117%	29	4
Henry	49	69	0	118	54	78%	64	0
Highland	123	174	0	297	187	107%	110	15
Hocking	89	92	0	181	86	93%	95	1
Holmes	40	103	3	146	121	114%	25	0
Huron	71	129	9	209	139	101%	70	0
Jackson	80	151	1	232	136	89%	96	5
Jefferson	126	237	26	389	237	90%	152	0
Knox	106	217	5	328	221	100%	107	3
Lake	532	1,363	71	1,966	1,411	98%	555	4
Lawrence	193	301	21	515	256	80%	259	20
Licking	249	652	29	930	605	89%	325	12

**Courts of Common Pleas – General Division**  
**Other Civil Overall Caseloads**  
**2006**

<b>County</b>	<b>Cases Pending January 1</b>	<b>New Filings</b>	<b>Reactivations and Transfers</b>	<b>Total Cases</b>	<b>Total Terminations</b>	<b>Clearance Rate</b>	<b>Cases Pending December 31</b>	<b>Cases Pending Beyond Time Guidelines</b>
Logan	47	234	0	281	209	89%	72	1
Lorain	895	1,682	184	2,761	1,872	100%	889	18
Lucas	1,219	2,336	105	3,660	2,300	94%	1,360	25
Madison	59	106	9	174	116	101%	58	0
Mahoning	1,352	2,200	124	3,676	2,254	97%	1,422	106
Marion	157	428	60	645	509	104%	136	3
Medina	437	623	21	1,081	702	109%	379	0
Meigs	34	58	12	104	75	107%	29	0
Mercer	40	76	2	118	84	108%	34	0
Miami	97	311	16	424	287	88%	137	0
Monroe	17	55	1	73	49	88%	24	0
Montgomery	974	2,377	220	3,571	2,475	95%	1,096	21
Morgan	54	79	14	147	86	92%	61	3
Morrow	107	103	2	212	95	90%	117	18
Muskingum	179	166	13	358	213	119%	145	26
Noble	32	43	15	90	55	95%	35	2
Ottawa	196	370	1	567	297	80%	270	7
Paulding	38	99	3	140	87	85%	53	3
Perry	51	108	0	159	105	97%	54	0
Pickaway	165	336	5	506	315	92%	191	0
Pike	86	128	2	216	131	101%	85	20
Portage	421	589	9	1,019	592	99%	427	28
Preble	85	251	0	336	205	82%	131	2
Putnam	45	47	2	94	55	112%	39	7
Richland	257	540	37	834	525	91%	309	3
Ross	179	216	10	405	240	106%	165	43
Sandusky	106	133	14	253	162	110%	91	4
Scioto	344	761	40	1,145	695	87%	450	3
Seneca	51	207	8	266	218	101%	48	1
Shelby	36	98	7	141	107	102%	34	0
Stark	348	1,184	114	1,646	1,257	97%	389	0
Summit	1,116	2,166	149	3,431	2,277	98%	1,154	26
Trumbull	888	1,052	60	2,000	1,106	99%	894	105
Tuscarawas	133	275	20	428	290	98%	138	2
Union	53	229	7	289	223	94%	66	0
Van Wert	102	303	11	416	296	94%	120	0
Vinton	24	50	1	75	54	106%	21	0
Warren	387	817	35	1,239	767	90%	472	25
Washington	94	333	1	428	319	96%	109	4
Wayne	137	306	9	452	286	91%	166	0
Williams	47	88	6	141	93	99%	48	1
Wood	133	298	16	447	288	92%	159	1
Wyandot	49	92	4	145	106	110%	39	0
<b>Statewide</b>	<b>29,177</b>	<b>53,646</b>	<b>3,433</b>	<b>86,256</b>	<b>56,880</b>	<b>100%</b>	<b>29,376</b>	<b>1,322</b>

**Courts of Common Pleas – General Division**  
**Other Civil Terminations**  
**2006**

County	Jury Trial	Court Trial	Settled or Dismissed Pre Trial	Dismissal	For Want of Prosecution	Magistrate	Diversion or Arbitration	Default	Unavailability of Party	Transferred Out	Private Judge Referral	Bankruptcy Stay/Interlocutory Appeal	Other Terminations	Total Terminations
Adams	1	0	2	41	1	36	1	43	0	12	0	4	27	168
Allen	3	35	61	125	21	0	0	74	0	16	0	4	90	429
Ashland	1	13	3	41	0	31	7	60	0	1	1	1	5	164
Ashtabula	4	6	68	112	0	0	4	293	2	17	0	18	36	560
Athens	2	22	35	86	1	0	7	89	0	18	0	5	116	381
Auglaize	0	22	17	21	1	0	0	28	0	1	0	3	31	124
Belmont	1	0	8	83	0	0	3	60	0	10	0	9	69	243
Brown	0	0	23	48	7	1	6	33	0	0	0	0	25	143
Butler	3	24	230	226	28	1	19	624	0	107	0	45	754	2,061
Carroll	1	5	17	1	2	0	0	34	0	2	0	2	2	66
Champaign	3	3	39	18	0	0	9	31	0	2	0	2	12	119
Clark	0	6	39	120	1	0	0	137	0	9	0	10	82	404
Clermont	6	14	221	223	21	332	7	5	2	25	0	16	256	1,128
Clinton	0	0	56	5	0	0	0	4	0	7	0	0	71	143
Columbiana	2	9	53	69	73	65	4	116	0	8	0	15	72	486
Coshocton	0	1	2	34	3	0	0	110	0	2	0	8	231	391
Crawford	1	1	36	20	4	76	1	62	0	7	0	3	28	239
Cuyahoga	34	27	51	3,917	0	7	43	3,003	0	1,178	0	209	1,305	9,774
Darke	1	6	28	16	5	0	0	48	0	2	0	3	23	132
Defiance	5	13	11	48	5	0	0	139	0	0	0	1	2	224
Delaware	4	4	101	63	12	26	11	87	0	17	1	12	61	399
Erie	2	0	110	110	71	0	8	75	22	73	0	2	269	742
Fairfield	5	8	28	106	2	2	17	143	0	15	0	15	56	397
Fayette	0	6	4	40	9	17	7	62	0	0	0	6	3	154
Franklin	13	34	556	1,273	106	676	159	1,323	2	149	3	269	731	5,294
Fulton	0	10	40	5	2	0	3	30	0	7	0	2	23	122
Gallia	1	17	19	22	4	1	0	39	0	6	0	1	32	142
Geauga	4	9	38	89	13	4	9	34	6	10	0	15	93	324
Greene	0	1	1	79	3	63	3	97	0	15	0	4	33	299
Guernsey	1	12	25	47	8	21	4	40	1	3	19	5	21	207
Hamilton	16	17	735	467	633	1,252	67	462	0	167	1	39	1,153	5,009
Hancock	0	20	68	38	39	0	6	99	0	38	0	3	28	339
Hardin	0	3	7	35	5	1	3	28	0	0	0	0	19	101
Harrison	1	1	11	5	1	0	0	13	1	0	0	5	4	42
Henry	0	0	10	13	0	0	0	6	0	1	0	2	22	54
Highland	1	16	46	50	8	0	0	48	0	3	0	4	11	187
Hocking	1	4	41	30	0	0	0	0	0	4	0	4	2	86
Holmes	2	14	26	4	0	0	0	51	0	1	0	5	18	121
Huron	1	1	20	12	9	0	0	35	0	7	0	1	53	139
Jackson	0	2	7	41	1	0	0	76	0	5	0	0	4	136
Jefferson	2	11	38	44	4	0	0	74	0	12	0	6	46	237
Knox	5	3	27	58	0	0	0	0	0	5	0	4	119	221
Lake	10	12	264	300	59	132	23	412	2	55	0	29	113	1,411
Lawrence	0	2	11	76	7	2	0	100	0	17	0	2	39	256
Licking	2	0	60	142	16	69	0	147	0	21	0	10	138	605
Logan	1	3	28	41	4	75	0	48	0	0	0	1	8	209



**Courts of Common Pleas – General Division**  
**Other Civil Terminations**  
**2006**

County	Jury Trial	Court Trial	Settled or Dismissed Pre Trial	Dismissal	For Want of Prosecution	Magistrate	Diversion or Arbitration	Default	Unavailability of Party	Transferred Out	Private Judge Referral	Bankruptcy Stay/Interlocutory Appeal	Other Terminations	Total Terminations
Lorain	3	39	280	380	2	3	7	671	0	204	0	56	227	1,872
Lucas	26	12	423	379	66	28	15	526	0	89	0	44	692	2,300
Madison	1	5	6	32	0	0	0	1	0	2	0	5	64	116
Mahoning	7	3	301	538	0	550	25	640	2	46	0	50	92	2,254
Marion	1	134	86	47	21	0	0	75	2	44	0	1	98	509
Medina	14	1	354	86	2	61	1	85	0	35	0	22	41	702
Meigs	0	11	25	0	1	0	0	32	0	2	0	0	4	75
Mercer	0	0	24	5	5	0	0	29	0	9	0	3	9	84
Miami	1	5	20	72	4	0	1	78	0	16	0	10	80	287
Monroe	0	3	1	16	0	0	3	11	0	0	0	0	15	49
Montgomery	4	0	101	689	439	120	68	890	0	77	0	35	52	2,475
Morgan	0	9	13	27	4	0	1	5	0	0	0	2	25	86
Morrow	0	0	13	48	0	0	1	16	0	4	0	1	12	95
Muskingum	1	5	71	24	4	0	0	76	0	9	0	9	14	213
Noble	0	2	1	35	0	0	0	4	0	0	0	1	12	55
Ottawa	0	1	12	43	9	45	1	134	1	2	1	1	47	297
Paulding	5	0	11	27	0	0	0	40	0	0	0	1	3	87
Perry	0	1	40	0	0	0	0	37	0	7	0	3	17	105
Pickaway	6	7	23	91	0	2	1	172	0	3	0	5	5	315
Pike	1	0	14	28	0	0	0	52	0	0	0	5	31	131
Portage	4	3	209	84	20	19	7	161	0	12	0	10	63	592
Preble	1	0	9	64	0	0	0	99	0	1	0	4	27	205
Putnam	0	6	1	24	0	16	0	0	0	3	0	1	4	55
Richland	4	4	162	30	29	92	4	111	0	16	0	13	60	525
Ross	4	2	39	49	8	16	1	86	0	12	1	3	19	240
Sandusky	1	2	21	49	0	0	3	9	0	3	0	4	70	162
Scioto	2	8	36	133	3	0	3	338	1	34	0	10	127	695
Seneca	2	11	47	12	2	71	0	42	0	6	0	2	23	218
Shelby	0	4	8	14	18	0	2	35	0	2	0	3	21	107
Stark	8	28	313	63	94	0	62	354	0	83	1	35	216	1,257
Summit	21	13	483	379	77	74	63	562	0	150	3	64	388	2,277
Trumbull	9	80	461	52	12	2	13	271	0	54	0	30	122	1,106
Tuscarawas	2	6	51	19	48	0	11	72	1	14	0	11	55	290
Union	0	15	36	39	0	0	0	70	0	4	0	8	51	223
Van Wert	0	1	72	2	1	0	0	178	0	7	0	4	31	296
Vinton	0	7	9	5	0	0	0	29	0	0	0	1	3	54
Warren	5	29	147	178	0	0	0	250	0	5	0	8	145	767
Washington	2	27	84	80	10	0	1	59	0	9	0	12	35	319
Wayne	4	7	68	19	15	0	0	103	2	10	0	7	51	286
Williams	0	0	28	14	0	0	2	30	0	2	0	5	12	93
Wood	2	10	80	47	5	0	12	59	0	19	0	10	44	288
Wyandot	3	6	10	22	1	21	3	17	0	2	0	4	17	106
Statewide	284	924	7,514	12,389	2,089	4,010	742	15,031	47	3,052	31	1,307	9,460	56,880

**Courts of Common Pleas – General Division**  
**Criminal Overall Caseloads**  
**2006**

<b>County</b>	<b>Cases Pending January 1</b>	<b>New Filings</b>	<b>Reactivations and Transfers</b>	<b>Total Cases</b>	<b>Total Terminations</b>	<b>Clearance Rate</b>	<b>Cases Pending December 31</b>	<b>Cases Pending Beyond Time Guidelines</b>
Adams	50	108	14	172	128	105%	44	8
Allen	177	530	35	742	625	111%	117	8
Ashland	38	138	8	184	140	96%	44	0
Ashtabula	194	419	56	669	468	99%	201	47
Athens	183	439	13	635	416	92%	219	48
Auglaize	36	206	22	264	207	91%	57	1
Belmont	124	309	33	466	382	112%	84	22
Brown	274	312	58	644	303	82%	341	169
Butler	929	2,301	922	4,152	3,265	101%	887	86
Carroll	18	143	1	162	145	101%	17	0
Champaign	81	359	24	464	333	87%	131	8
Clark	382	1,549	144	2,075	1,557	92%	518	41
Clermont	436	1,019	170	1,625	1,201	101%	424	75
Clinton	215	453	6	674	441	96%	233	50
Columbiana	192	388	51	631	375	85%	256	88
Coshocton	56	183	8	247	173	91%	74	13
Crawford	88	155	5	248	192	120%	56	7
Cuyahoga	5,133	17,031	2,691	24,855	19,640	100%	5,215	726
Darke	104	302	5	411	286	93%	125	0
Defiance	157	291	0	448	343	118%	105	0
Delaware	243	509	119	871	679	108%	192	29
Erie	1,787	651	137	2,575	1,337	170%	1,238	22
Fairfield	105	493	67	665	519	93%	146	21
Fayette	80	237	15	332	262	104%	70	1
Franklin	3,402	9,062	3,092	15,556	11,875	98%	3,681	457
Fulton	105	224	16	345	251	105%	94	0
Gallia	90	228	0	318	257	113%	61	2
Geauga	46	168	26	240	173	89%	67	0
Greene	342	795	41	1,178	923	110%	255	21
Guernsey	44	182	26	252	199	96%	53	6
Hamilton	2,109	8,797	1,925	12,831	10,285	96%	2,546	298
Hancock	118	300	28	446	305	93%	141	19
Hardin	63	187	22	272	202	97%	70	4
Harrison	26	78	8	112	81	94%	31	1
Henry	44	87	0	131	79	91%	52	0
Highland	175	380	0	555	362	95%	193	65
Hocking	128	189	73	390	316	121%	74	0
Holmes	31	218	0	249	226	104%	23	0
Huron	79	199	19	297	231	106%	66	11
Jackson	102	176	0	278	152	86%	126	37
Jefferson	26	164	21	211	154	83%	57	2
Knox	43	187	1	231	160	85%	71	2
Lake	185	630	75	890	722	102%	168	8
Lawrence	52	322	259	633	552	95%	81	18
Licking	264	677	49	990	722	99%	268	32

**Courts of Common Pleas – General Division**  
**Criminal Overall Caseloads**  
**2006**

<b>County</b>	<b>Cases Pending January 1</b>	<b>New Filings</b>	<b>Reactivations and Transfers</b>	<b>Total Cases</b>	<b>Total Terminations</b>	<b>Clearance Rate</b>	<b>Cases Pending December 31</b>	<b>Cases Pending Beyond Time Guidelines</b>
Logan	66	196	39	301	231	98%	70	1
Lorain	1,425	2,384	623	4,432	2,964	99%	1,468	182
Lucas	667	2,574	252	3,493	2,859	101%	634	20
Madison	20	148	11	179	152	96%	27	4
Mahoning	760	1,252	814	2,826	1,845	89%	981	352
Marion	112	528	81	721	588	97%	133	0
Medina	266	813	6	1,085	865	106%	220	0
Meigs	6	85	3	94	64	73%	30	0
Mercer	37	154	5	196	144	91%	52	11
Miami	95	402	20	517	412	98%	105	0
Monroe	21	76	1	98	47	61%	51	6
Montgomery	989	4,845	971	6,805	5,846	101%	959	93
Morgan	28	61	47	136	83	77%	53	0
Morrow	205	179	89	473	271	101%	202	113
Muskingum	113	415	13	541	410	96%	131	5
Noble	68	75	38	181	142	126%	39	8
Ottawa	79	198	7	284	148	72%	136	7
Paulding	26	67	139	232	207	100%	25	1
Perry	29	80	0	109	87	109%	22	0
Pickaway	38	265	14	317	264	95%	53	0
Pike	131	264	3	398	170	64%	228	88
Portage	227	732	8	967	681	92%	286	51
Preble	72	247	1	320	263	106%	57	4
Putnam	58	11	72	141	97	117%	44	11
Richland	355	877	306	1,538	1,190	101%	348	42
Ross	206	526	52	784	530	92%	254	40
Sandusky	197	342	70	609	459	111%	150	22
Scioto	342	1,063	172	1,577	1,236	100%	341	13
Seneca	103	288	16	407	331	109%	76	7
Shelby	110	358	6	474	371	102%	103	4
Stark	169	1,610	72	1,851	1,658	99%	193	0
Summit	1,141	4,997	677	6,815	5,663	100%	1,152	92
Trumbull	246	607	23	876	639	101%	237	64
Tuscarawas	122	340	71	533	406	99%	127	9
Union	36	185	54	275	219	92%	56	1
Van Wert	63	236	215	514	432	96%	82	0
Vinton	92	121	78	291	192	96%	99	0
Warren	342	859	138	1,339	952	95%	387	8
Washington	150	861	1	1,012	866	100%	146	9
Wayne	234	538	61	833	527	88%	306	31
Williams	35	174	13	222	179	96%	43	0
Wood	192	501	105	798	618	102%	180	39
Wyandot	68	79	66	213	163	112%	50	5
<b>Statewide</b>	<b>28,297</b>	<b>82,388</b>	<b>15,738</b>	<b>126,423</b>	<b>97,115</b>	<b>99%</b>	<b>29,308</b>	<b>3,796</b>

**Courts of Common Pleas – General Division**  
**Criminal Terminations**  
**2006**

County	Jury Trial	Court Trial	Settled or Dismissed Pre Trial	Dismissal	Dismissal for Lack of Speedy Trial	Diversion or Arbitration	Guilty or No Contest Plea to Original Charge	Guilty or No Contest Plea to Reduced Charge	Unavailability of Party	Transferred Out	Bankruptcy Stay/Interlocutory Appeal	Other Terminations	Total Terminations
Adams	1	1	1	7	1	2	83	11	15	4	1	1	128
Allen	18	8	0	23	5	34	263	254	16	1	0	3	625
Ashland	1	1	0	5	0	0	24	78	7	8	0	16	140
Ashtabula	20	0	0	54	0	5	87	217	72	5	0	8	468
Athens	1	0	0	38	0	49	251	2	33	34	0	8	416
Auglaize	4	0	4	6	0	2	55	112	12	6	0	6	207
Belmont	3	0	0	74	0	0	183	29	39	45	0	9	382
Brown	5	2	0	19	0	4	117	89	64	0	0	3	303
Butler	52	15	1	51	0	6	636	1,062	506	699	0	237	3,265
Carroll	3	0	5	0	0	0	95	35	6	0	0	1	145
Champaign	5	0	5	60	0	0	43	191	29	0	0	0	333
Clark	39	1	0	339	0	0	173	826	146	21	1	11	1,557
Clermont	12	12	36	60	0	79	653	195	122	15	2	15	1,201
Clinton	6	7	44	0	0	6	299	71	8	0	0	0	441
Columbiana	10	5	0	14	1	0	151	96	68	21	1	8	375
Coshocton	0	0	0	20	0	0	101	44	7	1	0	0	173
Crawford	5	0	0	21	0	32	95	34	3	1	0	1	192
Cuyahoga	484	356	17	1,247	0	991	10,011	3,870	2,018	620	1	25	19,640
Darke	3	0	0	16	1	16	109	126	15	0	0	0	286
Defiance	3	1	0	42	0	0	240	47	8	0	0	2	343
Delaware	15	6	77	49	1	61	50	316	61	35	0	8	679
Erie	5	1	0	35	0	16	118	315	77	176	0	594	1,337
Fairfield	6	2	31	16	0	44	239	62	108	9	0	2	519
Fayette	25	0	0	12	0	0	190	19	16	0	0	0	262
Franklin	146	26	531	41	2	127	1,419	6,188	1,105	2,184	30	76	11,875
Fulton	2	0	6	12	0	0	36	76	8	2	0	109	251
Gallia	2	0	0	79	0	0	94	39	37	0	0	6	257
Geauga	2	0	0	13	0	2	53	56	29	10	0	8	173
Greene	12	4	15	24	0	85	371	370	38	3	0	1	923
Guernsey	4	0	0	1	0	1	121	18	30	1	0	23	199
Hamilton	156	196	4	475	5	217	1,883	3,702	1,111	2,425	0	111	10,285
Hancock	0	0	12	1	0	43	187	33	10	18	0	1	305
Hardin	2	0	0	16	0	2	85	68	25	1	0	3	202
Harrison	2	0	3	3	0	3	39	25	4	0	0	2	81
Henry	0	1	0	14	0	3	36	24	0	0	0	1	79
Highland	3	0	0	83	0	0	235	5	23	1	0	12	362
Hocking	4	0	0	34	0	0	82	185	11	0	0	0	316
Holmes	12	30	1	7	0	0	72	18	31	0	0	55	226
Huron	2	1	0	17	0	9	45	126	22	4	0	5	231
Jackson	0	0	0	22	0	4	91	4	25	1	0	5	152
Jefferson	5	0	0	4	0	0	126	12	2	3	0	2	154
Knox	3	0	0	17	0	0	114	3	0	0	0	23	160
Lake	47	0	15	18	0	27	277	223	93	6	3	13	722
Lawrence	4	0	0	35	0	2	235	16	166	94	0	0	552
Licking	21	2	36	35	0	26	553	13	24	6	0	6	722
Logan	5	0	1	17	2	32	70	72	12	2	1	17	231

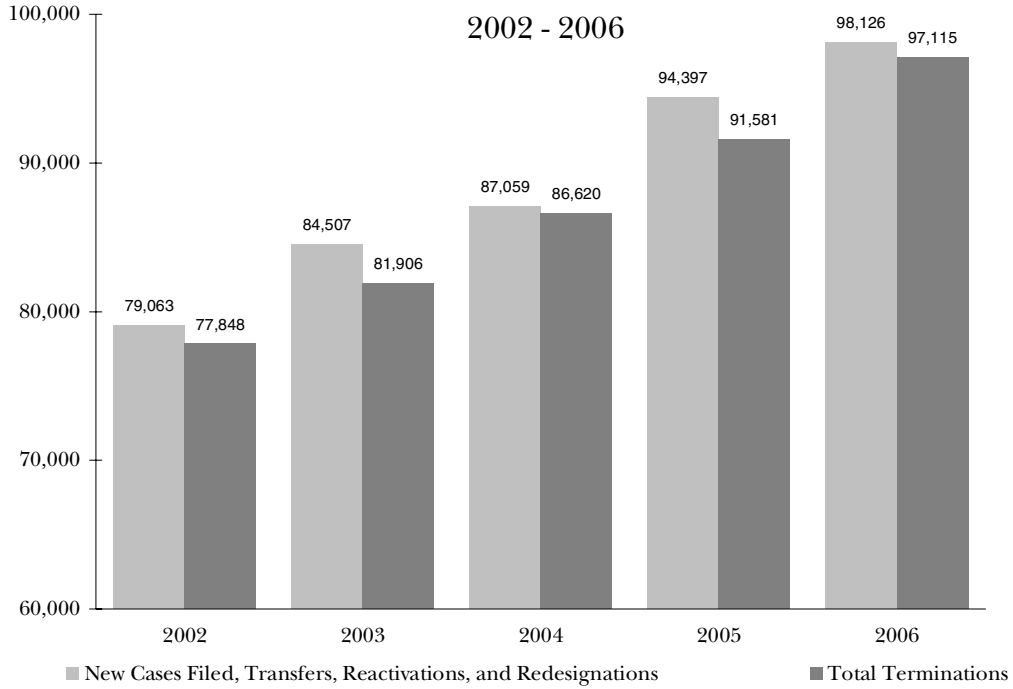
**Courts of Common Pleas – General Division**  
**Criminal Terminations**  
**2006**

County	Jury Trial	Court Trial	Settled or Dismissed Pre Trial	Dismissal	Dismissal for Lack of Speedy Trial	Diversion or Arbitration	Guilty or No Contest Plea to Original Charge	Guilty or No Contest Plea to Reduced Charge	Unavailability of Party	Transferred Out	Bankruptcy Stay/Interlocutory Appeal	Other Terminations	Total Terminations
Lorain	30	30	1	73	0	15	1,673	224	451	341	0	126	2,964
Lucas	69	11	107	297	0	27	614	1,462	220	15	0	37	2,859
Madison	7	0	0	22	0	0	82	36	4	0	0	1	152
Mahoning	12	4	1	88	0	136	831	26	318	345	18	66	1,845
Marion	17	1	0	3	0	28	184	278	62	15	0	0	588
Medina	20	1	15	11	0	36	535	157	45	16	0	29	865
Meigs	2	0	3	0	3	0	20	26	3	0	0	7	64
Mercer	0	0	0	1	17	10	37	68	10	0	1	0	144
Miami	7	11	0	22	0	5	334	12	20	1	0	0	412
Monroe	2	0	0	3	0	0	22	20	0	0	0	0	47
Montgomery	116	12	0	263	0	1,065	3,836	5	497	48	1	3	5,846
Morgan	3	10	1	6	0	3	32	1	9	0	0	18	83
Morrow	1	0	6	13	3	4	26	88	55	1	0	74	271
Muskingum	6	0	3	4	0	0	389	0	3	2	2	1	410
Noble	1	6	1	10	0	0	29	42	17	0	0	36	142
Ottawa	9	1	9	56	0	3	8	59	0	0	0	3	148
Paulding	2	1	0	29	0	0	85	16	12	1	0	61	207
Perry	4	0	9	0	0	0	70	0	3	0	0	1	87
Pickaway	4	0	0	46	0	0	168	26	12	1	0	7	264
Pike	0	0	0	70	0	0	65	7	13	0	0	15	170
Portage	16	5	4	50	2	0	292	261	22	15	0	14	681
Preble	1	1	0	10	0	18	30	164	20	0	0	19	263
Putnam	1	0	0	5	0	0	38	51	0	2	0	0	97
Richland	37	2	28	10	38	47	547	241	159	30	0	51	1,190
Ross	16	4	0	59	13	13	299	35	61	17	3	10	530
Sandusky	3	0	1	96	0	42	215	50	18	26	0	8	459
Scioto	14	1	1	174	8	1	268	388	167	74	0	140	1,236
Seneca	9	3	5	22	1	5	226	44	9	6	1	0	331
Shelby	0	1	0	27	1	1	111	215	9	0	0	6	371
Stark	85	5	11	8	5	12	1,269	79	150	18	1	15	1,658
Summit	163	38	0	312	0	79	1,692	2,636	688	55	0	0	5,663
Trumbull	12	1	0	14	3	4	227	277	38	13	0	50	639
Tuscarawas	2	3	0	50	0	53	125	106	59	6	0	2	406
Union	18	0	0	11	0	0	131	0	11	4	0	44	219
Van Wert	5	0	25	34	1	6	116	40	32	5	0	168	432
Vinton	3	0	10	12	0	0	62	30	31	0	0	44	192
Warren	28	7	0	21	0	0	232	474	127	11	0	52	952
Washington	18	72	73	121	0	0	201	15	79	26	0	261	866
Wayne	5	19	36	18	0	0	292	74	26	31	1	25	527
Williams	3	4	0	12	0	3	108	40	6	0	0	3	179
Wood	17	5	4	61	1	36	271	113	93	2	0	15	618
Wyandot	3	0	1	8	0	9	93	24	10	0	0	15	163
Statewide	1,931	937	1,200	5,328	114	3,591	36,375	27,287	9,831	7,589	68	2,864	97,115

**Courts of Common Pleas - General Division**

**Criminal Cases**

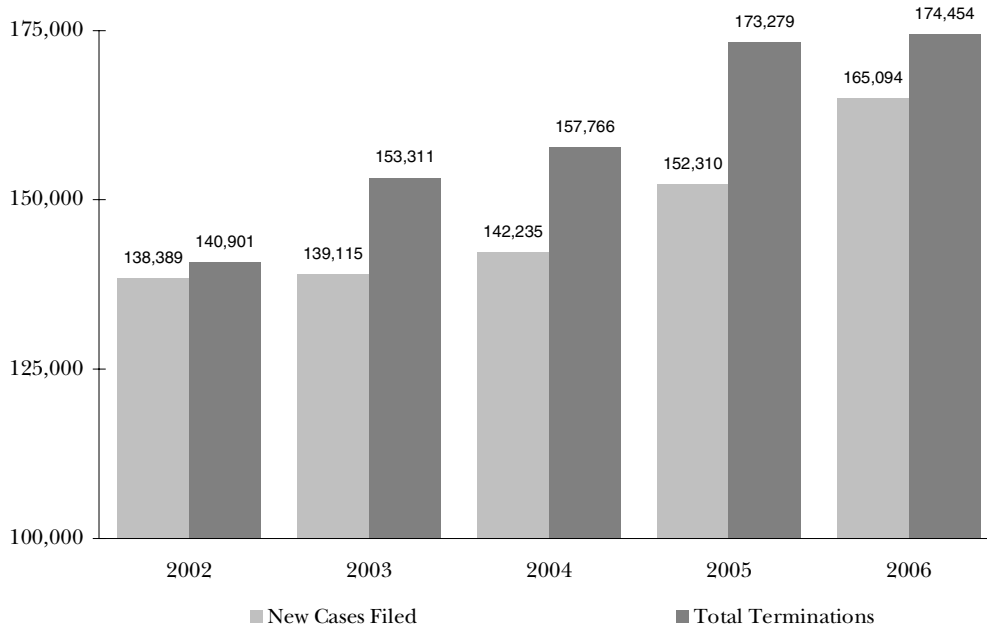
2002 - 2006



**Court of Common Pleas - General Division**

**All Civil Cases**

2002 - 2006



# Courts of Common Pleas Domestic Relations Division



Allen County Courthouse ▪ Lima

**Courts of Common Pleas – Domestic Relations Division**  
**Composite Report for the Entire State**  
**2006**

	Marriage Terminations With Children	Marriage Terminations Without Children	Marriage Dissolutions With Children	Marriage Dissolutions Without Children	Change of Custody	Enforcement or Modification of Visitation	Enforcement or Modification of Support	Domestic Violence	U.I.F.S.A.	Parentage	All Others	Total
Cases Pending Beginning of Year	9,547	6,181	1,067	1,314	3,372	1,645	10,606	1,465	473	622	3,027	39,319
New Cases Filed	16,195	13,961	8,171	10,886	661	313	3,731	18,219	1,919	1,530	1,258	76,844
Transferred in, Reactivated or Redesignated Cases	1,428	828	175	120	7,234	3,079	33,730	924	54	60	11,198	58,830
<b>Total Cases</b>	<b>27,170</b>	<b>20,970</b>	<b>9,413</b>	<b>12,320</b>	<b>11,267</b>	<b>5,037</b>	<b>48,067</b>	<b>20,608</b>	<b>2,446</b>	<b>2,212</b>	<b>15,483</b>	<b>174,993</b>
Cases Terminated By:												
Judge: Default, Uncontested, Dissolution	6,411	7,187	4,653	6,802	862	188	2,201	979	234	114	676	30,307
Magistrate: Default, Uncontested, Dissolution	2,638	2,253	2,422	2,964	1,575	578	7,434	1,933	200	909	1,363	24,269
Trial by Judge	1,932	1,106	128	188	657	225	1,854	761	80	2	1,173	8,106
Trial by Magistrate	1,946	1,190	104	159	2,320	1,291	11,882	6,062	516	261	3,168	28,899
Voluntary Dismissal	1,982	1,388	279	292	684	365	3,794	4,682	330	206	1,296	15,298
Mediation/Conciliation	433	159	6	4	81	70	306	19	12	4	23	1,117
Bankruptcy Stay or Interlocutory Appeal	185	83	7	9	8	5	27	4	1	0	52	381
Transferred Out	419	276	79	52	35	20	41	140	4	6	46	1,118
Referred to Private Judge	63	85	246	288	0	1	0	0	0	0	2	685
Unavailability of Party for Trial	91	102	12	17	70	20	1,266	482	18	55	426	2,559
All Other Terminations	950	625	354	285	1,733	680	9,892	3,925	465	223	3,616	22,748
<b>Total Terminations</b>	<b>17,050</b>	<b>14,454</b>	<b>8,290</b>	<b>11,060</b>	<b>8,025</b>	<b>3,443</b>	<b>38,697</b>	<b>18,987</b>	<b>1,860</b>	<b>1,780</b>	<b>11,841</b>	<b>135,487</b>
Cases Pending End of Year	10,120	6,516	1,123	1,260	3,242	1,594	9,370	1,621	586	432	3,642	39,506
Time Guideline (Months)	<b>18</b>	<b>12</b>	<b>3</b>	<b>3</b>	<b>9</b>	<b>9</b>	<b>12</b>	<b>1</b>	<b>3</b>	<b>12</b>	<b>6</b>	<b>X</b>
Cases Pending End of Year Beyond Time Guideline	480	534	32	17	572	231	520	593	138	15	602	3,734



## Courts of Common Pleas – Domestic Relations Division

### Overall Caseloads

2006

#### New Filings, Transfers,

and Reactivations

Terminations

County	Judges	Population		New Filings, Transfers, and Reactivations			Terminations			Clearance Rate
		Total	Per Judge	Total	Per Judge	Per 1,000 Population	Total	Per Judge	Per 1,000 Population	
The judges of the following counties have domestic relations division jurisdiction exclusively										
Allen	1	108,473	108,473	1,514	1,514	14	1,522	1,522	14	101%
Butler	2	332,807	166,404	7,707	3,854	23	7,658	3,829	23	99%
Clermont	1	177,977	177,977	3,408	3,408	19	3,517	3,517	20	103%
Cuyahoga	5	1,393,978	278,796	9,458	1,892	7	9,848	1,970	7	104%
Fairfield	1	122,759	122,759	3,645	3,645	30	3,665	3,665	30	101%
Greene	1	147,886	147,886	1,350	1,350	9	1,337	1,337	9	99%
Hamilton	3	845,303	281,768	9,526	3,175	11	7,985	2,662	9	84%
Lake	1	227,511	227,511	1,961	1,961	9	1,935	1,935	9	99%
Licking	2	145,491	72,746	3,572	1,786	25	3,546	1,773	24	99%
Lucas	2	455,054	227,527	4,749	2,375	10	4,689	2,345	10	99%
Mahoning	1	257,555	257,555	2,279	2,279	9	2,466	2,466	10	108%
Medina	1	151,095	151,095	3,100	3,100	21	3,099	3,099	21	100%
Montgomery	2	559,062	279,531	5,346	2,673	10	5,431	2,716	10	102%
Muskingum	1	84,585	84,585	2,752	2,752	33	2,703	2,703	32	98%
Portage	1	152,061	152,061	1,778	1,778	12	1,722	1,722	11	97%
Richland	1	128,852	128,852	2,979	2,979	23	2,895	2,895	22	97%
Scioto	1	79,195	79,195	1,331	1,331	17	1,278	1,278	16	96%
Summit	2	542,899	271,450	6,278	3,139	12	7,375	3,688	14	117%
Warren	1	158,383	158,383	2,564	2,564	16	2,502	2,502	16	98%
The judges of the following counties also have general division jurisdiction										
Ashland	1	52,523	52,523	436	436	8	427	427	8	98%
Ashtabula	3	102,728	34,243	1,013	338	10	967	322	9	95%
Athens	2	62,223	31,112	647	324	10	768	384	12	119%
Belmont	2	70,226	35,113	587	294	8	601	301	9	102%
Brown	1	42,285	42,285	801	801	19	767	767	18	96%
Carroll	1	28,836	28,836	269	269	9	253	253	9	94%
Champaign	1	38,890	38,890	786	786	20	766	766	20	97%
Clinton	1	40,543	40,543	640	640	16	639	639	16	100%
Columbiana	2	112,075	56,038	2,173	1,087	19	2,182	1,091	19	100%
Coshocton	1	36,655	36,655	693	693	19	680	680	19	98%
Crawford	1	46,966	46,966	532	532	11	539	539	11	101%
Darke	1	53,309	53,309	489	489	9	517	517	10	106%
Defiance	1	39,500	39,500	335	335	8	345	345	9	103%
Delaware	2	109,989	54,995	819	410	7	818	409	7	100%
Fayette	1	28,433	28,433	435	435	15	426	426	15	98%
Fulton	1	42,084	42,084	389	389	9	388	388	9	100%
Gallia	1	31,069	31,069	456	456	15	453	453	15	99%
Geauga	2	90,895	45,448	658	329	7	599	300	7	91%
Guernsey	1	40,792	40,792	536	536	13	535	535	13	100%
Hancock	2	71,295	35,648	749	375	11	770	385	11	103%
Hardin	1	31,945	31,945	371	371	12	393	393	12	106%
Harrison	1	15,856	15,856	232	232	15	237	237	15	102%
Highland	1	40,875	40,875	722	722	18	697	697	17	97%
Hocking	1	28,241	28,241	268	268	9	261	261	9	97%
Holmes	1	38,943	38,943	358	358	9	366	366	9	102%
Huron	1	59,487	59,487	828	828	14	867	867	15	105%
Jackson	1	32,641	32,641	350	350	11	322	322	10	92%
Jefferson	2	73,894	36,947	483	242	7	434	217	6	90%

## Courts of Common Pleas – Domestic Relations Division

### Overall Caseloads

2006

#### New Filings, Transfers,

#### and Reactivations

#### Terminations

County	Judges	Population		New Filings, Transfers, and Reactivations			Terminations			Clearance Rate
		Total	Per Judge	Total	Per Judge	Per 1,000 Population	Total	Per Judge	Per 1,000 Population	
Knox	1	54,500	54,500	571	571	10	563	563	10	99%
Lawrence	2	62,319	31,160	975	488	16	935	468	15	96%
Madison	1	40,213	40,213	299	299	7	341	341	8	114%
Meigs	1	23,072	23,072	362	362	16	361	361	16	100%
Mercer	1	40,924	40,924	403	403	10	397	397	10	99%
Miami	2	98,868	49,434	1,370	685	14	1,311	656	13	96%
Monroe	1	15,180	15,180	184	184	12	177	177	12	96%
Ottawa	1	40,985	40,985	270	270	7	278	278	7	103%
Paulding	1	20,293	20,293	313	313	15	317	317	16	101%
Perry	1	34,078	34,078	303	303	9	277	277	8	91%
Pickaway	1	52,727	52,727	591	591	11	592	592	11	100%
Pike	1	27,695	27,695	375	375	14	364	364	13	97%
Preble	1	42,337	42,337	427	427	10	473	473	11	111%
Putnam	1	34,726	34,726	218	218	6	222	222	6	102%
Ross	2	73,345	36,673	898	449	12	876	438	12	98%
Sandusky	2	61,792	30,896	599	300	10	636	318	10	106%
Seneca	2	58,683	29,342	694	347	12	688	344	12	99%
Shelby	1	47,910	47,910	453	453	9	456	456	10	101%
Tuscarawas	2	90,914	45,457	1,263	632	14	1,267	634	14	100%
Union	1	40,909	40,909	433	433	11	412	412	10	95%
Van Wert	1	29,659	29,659	494	494	17	493	493	17	100%
Vinton	1	12,806	12,806	331	331	26	313	313	24	95%
Washington	2	63,251	31,626	1,168	584	18	1,174	587	19	101%
Wayne	2	111,564	55,782	1,029	515	9	1,043	522	9	101%
Williams	1	39,188	39,188	408	408	10	401	401	10	98%
Wood	3	121,065	40,355	1,148	383	9	1,168	389	10	102%
The judges of the following counties also have juvenile division jurisdiction										
Clark	1	144,742	144,742	2,404	2,404	17	2,431	2,431	17	101%
Franklin	5	1,068,978	213,796	9,589	1,918	9	9,407	1,881	9	98%
Henry	1	29,210	29,210	146	146	5	259	259	9	177%
Stark	3	378,098	126,033	6,254	2,085	17	6,352	2,117	17	102%
Trumbull	2	225,116	112,558	2,318	1,159	10	2,229	1,115	10	96%
The judges of the following counties also have probate and juvenile division jurisdiction										
Auglaize	1	46,611	46,611	493	493	11	508	508	11	103%
Logan	2	46,005	23,003	955	478	21	960	480	21	101%
Lorain	3	284,664	94,888	2,370	790	8	2,342	781	8	99%
Marion	2	66,217	33,109	941	471	14	925	463	14	98%
The judges of the following counties also have general, probate and juvenile division jurisdiction										
Adams	1	27,330	27,330	418	418	15	414	414	15	99%
Morgan	1	14,897	14,897	238	238	16	249	249	17	105%
Morrow	2	31,628	15,814	382	191	12	391	196	12	102%
Noble	1	14,058	14,058	127	127	9	134	134	10	106%
Wyandot	1	22,908	22,908	239	239	10	229	229	10	96%
The judges of the following county have split jurisdiction: 1 judge has domestic relations and juvenile division jurisdiction only; 2 judges have general, domestic relations and probate division jurisdiction										
Erie	3	79,551	26,517	869	290	11	932	311	12	107%
Statewide	132	11,353,140	86,008	135,674	1,028	12	135,487	1,026	12	100%

All population figures based on 2000 U.S. Census

**Courts of Common Pleas – Domestic Relations Division**  
**Overall Terminations**  
**2006**

County	Uncontested Judge	Uncontested Magistrate	Trial by Judge	Trial by Magistrate	Voluntary Dismissal	Mediation/ Conciliation	Bankruptcy Stay/ Interlocutory Appeal	Transferred Out	Private Judge	Unavailability of Party	Other Terminations	Total Terminations
The judges of the following counties have domestic relations division jurisdiction exclusively												
Allen	269	419	36	145	207	0	1	1	0	14	430	1,522
Butler	1,116	724	350	1,415	892	3	19	20	0	561	2,558	7,658
Clermont	117	295	142	2,457	299	95	8	0	0	70	34	3,517
Cuyahoga	3,687	1,313	236	2,527	1,446	0	44	477	0	0	118	9,848
Fairfield	1,037	802	70	121	238	11	4	0	0	74	1,308	3,665
Greene	214	423	105	294	253	21	12	1	0	11	3	1,337
Hamilton	1,838	36	1,818	2,681	1,612	0	0	0	0	0	0	7,985
Lake	359	1	29	876	190	73	28	8	0	3	368	1,935
Licking	374	632	193	1,411	588	91	11	31	3	49	163	3,546
Lucas	1,106	881	453	935	476	22	11	1	1	0	803	4,689
Mahoning	708	811	1	578	59	0	0	22	2	3	282	2,466
Medina	497	1,319	132	599	216	80	33	33	0	127	63	3,099
Montgomery	1,298	1,132	652	910	726	59	34	11	1	27	581	5,431
Muskingum	1,153	579	41	280	512	9	6	4	0	58	61	2,703
Portage	217	235	170	418	97	0	0	0	1	6	578	1,722
Richland	484	1,342	19	166	478	2	6	2	0	203	193	2,895
Scioto	390	447	13	61	230	26	5	18	0	21	67	1,278
Summit	1,426	798	43	2,781	272	0	2	20	0	116	1,917	7,375
Warren	526	58	125	1,157	137	11	10	3	0	91	384	2,502
The judges of the following counties also have general division jurisdiction												
Ashland	50	174	3	128	56	0	0	0	0	2	14	427
Ashtabula	129	499	33	35	120	3	1	6	0	8	133	967
Athens	1	100	36	394	104	0	1	6	0	0	126	768
Belmont	5	425	1	26	83	0	1	4	0	11	45	601
Brown	2	366	1	86	285	1	0	0	0	13	13	767
Carroll	204	0	16	0	29	0	0	0	0	0	4	253
Champaign	220	190	6	249	39	15	3	0	0	24	20	766
Clinton	0	103	16	273	220	0	2	5	0	8	12	639
Columbiana	18	841	8	314	188	278	4	4	0	72	455	2,182
Coshocton	106	58	58	28	58	0	1	0	0	1	370	680
Crawford	0	216	25	149	52	42	3	1	0	6	45	539
Darke	86	152	17	134	109	1	4	1	0	7	6	517
Defiance	106	42	5	143	41	0	0	1	0	0	7	345
Delaware	104	304	15	231	94	0	3	24	3	0	40	818
Fayette	13	149	35	172	41	1	0	0	1	4	10	426
Fulton	84	73	67	62	29	5	0	1	0	0	67	388
Gallia	92	35	14	180	62	1	1	3	0	2	63	453
Geauga	9	321	41	67	94	7	7	6	0	10	37	599
Guernsey	32	50	7	355	46	6	3	0	0	15	21	535
Hancock	1	483	13	89	132	3	4	1	0	1	43	770
Hardin	0	108	0	43	90	0	2	1	0	23	126	393
Harrison	165	0	42	0	10	7	1	0	0	6	6	237
Highland	0	125	17	420	107	0	0	1	0	9	18	697
Hocking	90	2	32	93	42	0	1	0	0	1	0	261
Holmes	51	166	27	43	36	1	1	0	0	4	37	366
Huron	61	52	4	331	54	0	1	3	0	23	338	867
Jackson	0	235	0	0	26	0	0	0	4	0	57	322

**Courts of Common Pleas – Domestic Relations Division**  
**Overall Terminations**  
**2006**

County	Uncontested Judge	Uncontested Magistrate	Trial by Judge	Trial by Magistrate	Voluntary Dismissal	Mediation/ Conciliation	Bankruptcy Stay/ Interlocutory Appeal	Transferred Out	Private Judge	Unavailability of Party	Other Terminations	Total Terminations
Jefferson	193	52	23	56	29	0	2	7	0	1	71	434
Knox	2	220	1	0	26	3	1	0	0	0	310	563
Lawrence	428	188	3	4	88	0	0	12	0	0	212	935
Madison	66	46	10	112	59	0	0	4	0	1	43	341
Meigs	60	1	215	0	79	0	0	0	0	0	6	361
Mercer	5	186	6	160	34	0	0	0	0	4	2	397
Miami	117	381	1	122	259	4	1	17	0	8	401	1,311
Monroe	40	1	14	0	26	0	0	0	0	0	96	177
Ottawa	0	65	1	172	18	0	0	0	0	0	22	278
Paulding	182	2	72	2	50	0	0	1	0	3	5	317
Perry	89	1	0	58	22	1	8	0	0	0	98	277
Pickaway	3	0	178	351	42	0	0	0	0	7	11	592
Pike	282	0	8	0	52	0	0	1	0	4	17	364
Preble	13	2	222	146	51	1	2	3	1	16	16	473
Putnam	153	0	0	13	24	0	0	2	0	0	30	222
Ross	346	100	45	138	93	8	1	16	0	1	128	876
Sandusky	113	0	125	6	27	0	0	2	1	4	358	636
Seneca	35	336	7	114	116	0	0	5	0	9	66	688
Shelby	0	173	1	180	93	0	0	0	0	5	4	456
Tuscarawas	1	413	52	396	103	141	5	2	0	3	151	1,267
Union	74	0	207	0	58	0	2	3	0	0	68	412
Van Wert	0	398	22	0	59	2	0	1	0	9	2	493
Vinton	124	5	111	1	63	0	0	2	0	4	3	313
Washington	503	4	156	0	102	28	0	7	0	22	352	1,174
Wayne	17	167	15	397	68	1	0	9	0	13	356	1,043
Williams	51	310	0	0	35	0	0	2	0	0	3	401
Wood	28	772	1	86	87	0	0	15	0	1	178	1,168
The judges of the following counties also have juvenile division jurisdiction												
Clark	474	15	371	1,092	177	3	3	2	0	198	96	2,431
Franklin	4,720	343	200	260	1,183	0	44	179	667	346	1,465	9,407
Henry	92	22	13	5	13	0	0	0	0	0	114	259
Lorain	1,344	194	2	12	153	1	6	34	0	13	583	2,342
Stark	380	979	179	703	97	1	19	9	0	0	3,985	6,352
Trumbull	749	49	211	38	101	9	0	14	0	6	1,052	2,229
The judges of the following counties also have probate and juvenile division jurisdiction												
Auglaize	318	0	70	0	40	3	4	0	0	15	58	508
Logan	104	563	80	64	80	0	1	39	0	0	29	960
Marion	597	1	69	20	184	19	2	4	0	3	26	925
The judges of the following counties also have general, probate and juvenile division jurisdiction												
Adams	8	199	1	49	72	0	0	3	0	8	74	414
Morgan	78	0	119	0	15	0	0	0	0	8	29	249
Morrow	16	1	26	224	93	9	0	0	0	1	21	391
Noble	8	0	80	0	25	0	0	0	0	7	14	134
Wyandot	17	105	15	45	28	7	2	2	0	2	6	229
The judges of the following county have split jurisdiction: 1 judge has domestic relations and juvenile division jurisdiction; 2 judges have general, domestic relations and probate division jurisdiction												
Erie	32	459	7	16	99	2	0	1	0	153	163	932
Statewide	30,307	24,269	8,106	28,899	15,298	1,117	381	1,118	685	2,559	22,748	135,487

Common Pleas – Domestic Relations Division

**Courts of Common Pleas – Domestic Relations Division**  
**Marriage Terminations with Children Overall Caseloads**  
**2006**

County	Cases Pending January 1	New Filings	Reactivations and Transfers	Total Cases	Total Terminations	Clearance Rate	Cases Pending December 31	Cases Pending Beyond Time Guidelines
Adams	10	47	2	59	34	69%	25	0
Allen	68	158	3	229	170	106%	59	0
Ashland	43	47	1	91	51	106%	40	2
Ashtabula	123	192	18	333	183	87%	150	9
Athens	98	97	0	195	115	119%	80	11
Auglaize	28	81	7	116	85	97%	31	0
Belmont	36	81	3	120	85	101%	35	0
Brown	89	102	1	192	101	98%	91	7
Butler	216	466	15	697	452	94%	245	1
Carroll	15	59	0	74	51	86%	23	0
Champaign	50	60	5	115	69	106%	46	5
Clark	135	208	9	352	217	100%	135	3
Clermont	184	293	53	530	336	97%	194	5
Clinton	44	64	5	113	86	125%	27	0
Columbiana	106	149	5	260	166	108%	94	2
Coshocton	22	56	5	83	46	75%	37	0
Crawford	45	63	19	127	81	99%	46	1
Cuyahoga	1,054	1,485	268	2,807	1,836	105%	971	98
Darke	27	67	2	96	57	83%	39	0
Defiance	56	60	0	116	78	130%	38	0
Delaware	103	180	6	289	151	81%	138	5
Erie	99	144	24	267	187	111%	80	5
Fairfield	152	230	15	397	241	98%	156	7
Fayette	37	65	0	102	53	82%	49	2
Franklin	1,067	1,504	153	2,724	1,601	97%	1,123	132
Fulton	49	60	9	118	77	112%	41	3
Gallia	27	64	0	91	53	83%	38	0
Geauga	88	139	39	266	149	84%	117	4
Greene	151	232	6	389	237	100%	152	5
Guernsey	28	84	1	113	74	87%	39	0
Hamilton	28	1,089	0	1,117	775	71%	342	0
Hancock	65	98	2	165	104	104%	61	4
Hardin	27	55	6	88	60	98%	28	0
Harrison	20	21	0	41	25	119%	16	1
Henry	43	29	0	72	43	148%	29	0
Highland	29	95	3	127	84	86%	43	0
Hocking	28	49	0	77	41	84%	36	0
Holmes	13	37	0	50	37	100%	13	0
Huron	55	82	11	148	99	106%	49	2
Jackson	32	77	0	109	57	74%	52	2
Jefferson	28	85	12	125	86	89%	39	0
Knox	47	80	2	129	80	98%	49	1
Lake	215	291	50	556	323	95%	233	5
Lawrence	119	192	8	319	176	88%	143	9
Licking	136	300	90	526	370	95%	156	4
Logan	40	70	15	125	89	105%	36	3

**Courts of Common Pleas – Domestic Relations Division**  
**Marriage Terminations with Children Overall Caseloads**  
**2006**

County	Cases Pending January 1	New Filings	Reactivations and Transfers	Total Cases	Total Terminations	Clearance Rate	Cases Pending December 31	Cases Pending Beyond Time Guidelines
Lorain	274	393	21	688	415	100%	273	4
Lucas	494	689	23	1,206	703	99%	503	34
Madison	41	45	2	88	59	126%	29	4
Mahoning	161	307	2	470	307	99%	163	0
Marion	51	153	13	217	151	91%	66	0
Medina	177	211	75	463	267	93%	196	2
Meigs	17	42	0	59	42	100%	17	0
Mercer	27	37	1	65	49	129%	16	0
Miami	75	159	5	239	144	88%	95	0
Monroe	12	16	2	30	21	117%	9	0
Montgomery	493	794	63	1,350	844	98%	506	18
Morgan	21	19	2	42	29	138%	13	0
Morrow	48	62	35	145	98	101%	47	4
Muskingum	84	113	5	202	131	111%	71	3
Noble	12	16	0	28	19	119%	9	0
Ottawa	47	60	0	107	69	115%	38	3
Paulding	22	40	2	64	47	112%	17	1
Perry	15	68	0	83	56	82%	27	0
Pickaway	53	89	5	147	69	73%	78	0
Pike	41	39	1	81	44	110%	37	6
Portage	105	264	38	407	254	84%	153	2
Preble	61	85	0	146	95	112%	51	1
Putnam	29	40	4	73	53	120%	20	1
Richland	114	180	25	319	221	108%	98	4
Ross	116	153	2	271	169	109%	102	7
Sandusky	68	94	3	165	98	101%	67	4
Scioto	67	147	16	230	157	96%	73	2
Seneca	44	80	1	125	89	110%	36	3
Shelby	21	101	1	123	94	92%	29	0
Stark	281	468	20	769	515	106%	254	1
Summit	458	644	12	1,114	629	96%	485	13
Trumbull	232	296	40	568	326	97%	242	9
Tuscarawas	84	135	67	286	198	98%	88	1
Union	21	82	2	105	79	94%	26	0
Van Wert	15	42	3	60	43	96%	17	0
Vinton	19	30	0	49	24	80%	25	0
Warren	178	306	47	531	345	98%	186	0
Washington	59	104	0	163	116	112%	47	3
Wayne	91	156	7	254	175	107%	79	0
Williams	29	62	1	92	62	98%	30	2
Wood	99	147	5	251	137	90%	114	10
Wyandot	16	40	4	60	36	82%	24	0
<b>Statewide</b>	<b>9,547</b>	<b>16,195</b>	<b>1,428</b>	<b>27,170</b>	<b>17,050</b>	<b>97%</b>	<b>10,120</b>	<b>480</b>

**Courts of Common Pleas – Domestic Relations Division**  
**Marriage Terminations with Children Terminations**  
**2006**

County	Uncontested Judge	Uncontested Magistrate	Trial by Judge	Trial by Magistrate	Voluntary Dismissal	Mediation/Conciliation	Bankruptcy Stay/Interlocutory Appeal	Transferred Out	Private Judge	Unavailability of Party	Other Terminations	Total Terminations
Adams	4	21	0	3	5	0	0	1	0	0	0	34
Allen	116	1	15	1	29	0	0	1	0	0	7	170
Ashland	0	35	0	6	6	0	0	0	0	0	4	51
Ashtabula	29	79	21	9	32	0	1	3	0	0	9	183
Athens	0	5	4	38	19	0	0	1	0	0	48	115
Auglaize	56	0	14	0	9	2	3	0	0	0	1	85
Belmont	0	62	0	12	7	0	0	0	0	0	4	85
Brown	0	60	0	13	27	0	0	0	0	0	1	101
Butler	246	30	58	3	46	3	3	11	0	6	46	452
Carroll	44	0	0	0	6	0	0	0	0	0	1	51
Champaign	0	31	0	20	4	11	1	0	0	0	2	69
Clark	93	2	24	77	16	1	0	1	0	0	3	217
Clermont	3	4	13	229	26	57	2	0	0	0	2	336
Clinton	0	0	0	70	13	0	0	2	0	0	1	86
Columbiana	4	124	2	9	15	6	4	0	0	0	2	166
Coshocton	1	9	0	7	7	0	1	0	0	0	21	46
Crawford	0	43	2	14	3	17	0	0	0	0	2	81
Cuyahoga	1,000	280	1	0	291	0	30	192	0	0	42	1,836
Darke	8	17	1	21	5	1	2	0	0	0	2	57
Defiance	20	27	2	11	17	0	0	0	0	0	1	78
Delaware	0	50	6	64	22	0	3	5	0	0	1	151
Erie	17	125	2	1	12	2	0	1	0	15	12	187
Fairfield	194	0	1	2	28	4	4	0	0	0	8	241
Fayette	0	14	1	25	9	0	0	0	0	0	4	53
Franklin	1,177	1	12	0	174	0	20	78	61	39	39	1,601
Fulton	10	8	32	15	5	0	0	0	0	0	7	77
Gallia	14	1	0	25	10	0	0	1	0	0	2	53
Geauga	2	90	3	18	23	1	5	2	0	3	2	149
Greene	39	63	31	52	32	11	7	0	0	2	0	237
Guernsey	1	3	1	53	8	4	1	0	0	1	2	74
Hamilton	383	0	294	0	98	0	0	0	0	0	0	775
Hancock	1	61	5	17	14	0	2	0	0	0	4	104
Hardin	0	23	0	22	7	0	0	0	0	0	8	60
Harrison	19	0	4	0	1	0	1	0	0	0	0	25
Henry	23	1	5	1	0	0	0	0	0	0	13	43
Highland	0	0	0	74	7	0	0	0	0	0	3	84
Hocking	4	1	0	26	9	0	1	0	0	0	0	41
Holmes	6	9	7	7	6	1	1	0	0	0	0	37
Huron	1	3	1	82	8	0	1	0	0	0	3	99
Jackson	0	45	0	0	11	0	0	0	0	0	1	57
Jefferson	20	29	0	17	10	0	2	2	0	0	6	86
Knox	0	63	0	0	7	1	0	0	0	0	9	80
Lake	3	0	1	222	30	26	11	1	0	2	27	323
Lawrence	91	7	2	2	28	0	0	3	0	0	43	176
Licking	76	22	117	23	38	67	6	9	0	0	12	370
Logan	22	19	15	9	11	0	0	11	0	0	2	89
Lorain	335	1	1	1	41	1	2	14	0	0	19	415

**Courts of Common Pleas – Domestic Relations Division**  
**Marriage Terminations with Children Terminations**  
**2006**

County	Uncontested Judge	Uncontested Magistrate	Trial by Judge	Trial by Magistrate	Voluntary Dismissal	Mediation/Conciliation	Bankruptcy Stay/ Interlocutory Appeal	Transferred Out	Private Judge	Unavailability of Party	Other Terminations	Total Terminations
Lucas	228	18	286	11	71	17	8	1	1	0	62	703
Madison	5	10	0	31	8	0	0	0	0	0	5	59
Mahoning	244	1	0	1	37	0	0	8	0	0	16	307
Marion	114	0	5	0	13	10	1	4	0	1	3	151
Medina	74	54	21	3	29	38	21	13	0	7	7	267
Meigs	7	0	23	0	11	0	0	0	0	0	1	42
Mercer	1	1	1	40	6	0	0	0	0	0	0	49
Miami	0	114	0	3	15	2	1	0	0	0	9	144
Monroe	4	1	0	0	4	0	0	0	0	0	12	21
Montgomery	253	50	345	7	101	33	11	6	0	5	33	844
Morgan	12	0	13	0	4	0	0	0	0	0	0	29
Morrow	1	0	18	45	24	5	0	0	0	0	5	98
Muskingum	78	8	8	4	25	0	3	0	0	0	5	131
Noble	0	0	17	0	2	0	0	0	0	0	0	19
Ottawa	0	3	0	57	5	0	0	0	0	0	4	69
Paulding	29	0	6	0	10	0	0	0	0	0	2	47
Perry	12	1	0	4	6	1	5	0	0	0	27	56
Pickaway	0	0	17	37	11	0	0	0	0	1	3	69
Pike	35	0	1	0	6	0	0	0	0	2	0	44
Portage	51	46	50	29	31	0	0	0	0	0	47	254
Preble	0	0	41	27	17	0	1	3	1	0	5	95
Putnam	43	0	0	0	3	0	0	1	0	0	6	53
Richland	99	74	0	0	22	0	4	1	0	0	21	221
Ross	70	21	23	16	5	5	0	9	0	0	20	169
Sandusky	2	0	77	2	10	0	0	1	0	0	6	98
Scioto	110	5	8	0	16	9	2	1	0	0	6	157
Seneca	2	58	0	14	11	0	0	2	0	0	2	89
Shelby	0	16	0	51	26	0	0	0	0	0	1	94
Stark	169	195	28	31	25	1	6	5	0	0	55	515
Summit	328	153	15	21	63	0	0	2	0	4	43	629
Trumbull	186	20	43	6	19	6	0	7	0	1	38	326
Tuscarawas	1	61	5	35	14	73	1	1	0	0	7	198
Union	1	0	56	0	7	0	1	0	0	0	14	79
Van Wert	0	34	2	0	4	2	0	1	0	0	0	43
Vinton	0	0	20	0	3	0	0	1	0	0	0	24
Warren	103	23	84	59	41	8	6	2	0	1	18	345
Washington	80	2	16	0	11	1	0	0	0	0	6	116
Wayne	4	28	4	91	18	0	0	0	0	1	29	175
Williams	1	52	0	0	7	0	0	2	0	0	0	62
Wood	0	106	0	14	6	0	0	7	0	0	4	137
Wyandot	2	14	1	6	3	6	0	2	0	0	2	36
Statewide	6,411	2,638	1,932	1,946	1,982	433	185	419	63	91	950	17,050



**Courts of Common Pleas – Domestic Relations Division**  
**Marriage Terminations without Children Overall Caseloads**  
**2006**

<b>County</b>	<b>Cases Pending January 1</b>	<b>New Filings</b>	<b>Reactivations and Transfers</b>	<b>Total Cases</b>	<b>Total Terminations</b>	<b>Clearance Rate</b>	<b>Cases Pending December 31</b>	<b>Cases Pending Beyond Time Guidelines</b>
Adams	21	40	4	65	49	111%	16	1
Allen	60	154	1	215	164	106%	51	0
Ashland	19	28	3	50	40	129%	10	0
Ashtabula	73	104	5	182	112	103%	70	13
Athens	43	80	0	123	76	95%	47	8
Auglaize	13	39	2	54	43	105%	11	0
Belmont	34	63	1	98	72	113%	26	2
Brown	44	66	2	112	66	97%	46	8
Butler	163	464	6	633	470	100%	163	1
Carroll	11	39	0	50	39	100%	11	0
Champaign	16	50	3	69	49	92%	20	6
Clark	119	195	6	320	200	100%	120	12
Clermont	122	233	8	363	246	102%	117	10
Clinton	15	46	2	63	41	85%	22	1
Columbiana	70	105	4	179	117	107%	62	3
Coshocton	10	38	0	48	30	79%	18	1
Crawford	27	55	6	88	62	102%	26	2
Cuyahoga	802	1,746	209	2,757	1,988	102%	769	88
Darke	24	52	0	76	55	106%	21	0
Defiance	28	47	0	75	49	104%	26	5
Delaware	39	88	2	129	88	98%	41	9
Erie	61	126	9	196	119	88%	77	3
Fairfield	80	138	8	226	150	103%	76	14
Fayette	20	32	0	52	28	88%	24	4
Franklin	727	1,757	138	2,622	1,816	96%	806	114
Fulton	19	43	0	62	38	88%	24	3
Gallia	18	51	0	69	47	92%	22	1
Geauga	38	76	10	124	85	99%	39	1
Greene	85	166	9	260	185	106%	75	4
Guernsey	12	46	0	58	41	89%	17	0
Hamilton	44	955	0	999	672	70%	327	0
Hancock	32	82	1	115	76	92%	39	3
Hardin	21	39	1	61	46	115%	15	0
Harrison	12	15	1	28	22	138%	6	0
Henry	21	23	0	44	30	130%	14	0
Highland	26	60	0	86	58	97%	28	2
Hocking	18	27	0	45	30	111%	15	0
Holmes	12	24	0	36	32	133%	4	0
Huron	31	53	5	89	67	116%	22	1
Jackson	20	39	0	59	37	95%	22	3
Jefferson	29	99	6	134	90	86%	44	1
Knox	26	69	1	96	65	93%	31	3
Lake	84	172	22	278	186	96%	92	4
Lawrence	67	145	3	215	133	90%	82	16
Licking	81	177	28	286	215	105%	71	5
Logan	33	55	2	90	62	109%	28	4

**Courts of Common Pleas – Domestic Relations Division**  
**Marriage Terminations without Children Overall Caseloads**  
**2006**

County	Cases Pending January 1	New Filings	Reactivations and Transfers	Total Cases	Total Terminations	Clearance Rate	Cases Pending December 31	Cases Pending Beyond Time Guidelines
Lorain	137	296	11	444	287	93%	157	7
Lucas	408	750	11	1,169	767	101%	402	42
Madison	22	27	4	53	36	116%	17	3
Mahoning	123	257	6	386	272	103%	114	1
Marion	39	111	16	166	109	86%	57	1
Medina	72	130	27	229	166	106%	63	0
Meigs	18	38	0	56	42	111%	14	0
Mercer	13	35	1	49	35	97%	14	0
Miami	61	157	2	220	168	106%	52	0
Monroe	9	17	0	26	20	118%	6	1
Montgomery	379	754	53	1,186	855	106%	331	23
Morgan	17	13	0	30	21	162%	9	0
Morrow	24	35	8	67	42	98%	25	4
Muskingum	63	95	1	159	122	127%	37	3
Noble	5	8	0	13	7	88%	6	1
Ottawa	33	41	0	74	44	107%	30	5
Paulding	8	31	1	40	28	88%	12	0
Perry	5	30	0	35	24	80%	11	0
Pickaway	21	53	4	78	44	77%	34	0
Pike	20	46	6	72	42	81%	30	2
Portage	72	152	19	243	172	101%	71	1
Preble	32	59	0	91	61	103%	30	1
Putnam	14	31	0	45	34	110%	11	0
Richland	65	156	12	233	164	98%	69	7
Ross	72	106	1	179	116	108%	63	11
Sandusky	36	62	1	99	58	92%	41	10
Scioto	49	155	10	214	154	93%	60	3
Seneca	17	42	0	59	43	102%	16	2
Shelby	14	65	1	80	55	83%	25	0
Stark	171	385	18	574	393	98%	181	2
Summit	330	572	5	907	588	102%	319	17
Trumbull	137	228	26	391	245	96%	146	17
Tuscarawas	48	112	48	208	155	97%	53	0
Union	12	48	1	61	43	88%	18	0
Van Wert	10	32	0	42	34	106%	8	0
Vinton	9	27	0	36	24	89%	12	0
Warren	75	224	15	314	220	92%	94	1
Washington	31	88	0	119	89	101%	30	0
Wayne	51	107	3	161	112	102%	49	3
Williams	20	58	1	79	54	92%	25	0
Wood	59	113	3	175	103	89%	72	9
Wyandot	10	14	5	29	20	105%	9	1
<b>Statewide</b>	<b>6,181</b>	<b>13,961</b>	<b>828</b>	<b>20,970</b>	<b>14,454</b>	<b>98%</b>	<b>6,516</b>	<b>534</b>

**Courts of Common Pleas – Domestic Relations Division**  
**Marriage Terminations without Children Terminations**  
**2006**

County	Uncontested Judge	Uncontested Magistrate	Trial by Judge	Trial by Magistrate	Voluntary Dismissal	Mediation/Conciliation	Bankruptcy Stay/Interlocutory Appeal	Transferred Out	Private Judge	Unavailability of Party	Other Terminations	Total Terminations
Adams	2	36	0	2	6	0	0	2	0	0	1	49
Allen	120	0	9	0	20	0	1	0	0	2	12	164
Ashland	2	30	0	3	4	0	0	0	0	0	1	40
Ashtabula	17	61	5	9	16	0	0	0	0	0	4	112
Athens	0	9	1	30	13	0	1	0	0	0	22	76
Auglaize	17	0	16	0	4	1	1	0	0	0	4	43
Belmont	2	57	0	5	6	0	0	0	0	0	2	72
Brown	0	44	0	8	14	0	0	0	0	0	0	66
Butler	286	17	31	3	46	0	2	6	0	14	65	470
Carroll	33	0	0	0	5	0	0	0	0	0	1	39
Champaign	0	25	2	15	5	1	0	0	0	0	1	49
Clark	115	0	50	8	23	1	0	0	0	1	2	200
Clermont	4	6	4	211	14	1	1	0	0	1	4	246
Clinton	0	0	0	34	5	0	1	0	0	0	1	41
Columbiana	5	86	2	6	13	1	0	0	0	0	4	117
Coshocton	11	3	4	2	2	0	0	0	0	0	8	30
Crawford	0	48	0	3	1	7	2	0	0	0	1	62
Cuyahoga	1,332	227	0	0	243	0	9	151	0	0	26	1,988
Darke	8	28	0	13	4	0	1	0	0	0	1	55
Defiance	16	15	0	12	5	0	0	0	0	0	1	49
Delaware	0	39	4	38	6	0	0	0	0	0	1	88
Erie	13	77	2	1	10	0	0	0	0	12	4	119
Fairfield	117	0	2	3	16	5	0	0	0	0	7	150
Fayette	0	9	0	8	9	0	0	0	0	0	2	28
Franklin	1,524	1	7	0	93	0	12	51	85	37	6	1,816
Fulton	9	7	10	5	6	0	0	0	0	0	1	38
Gallia	15	2	0	16	11	1	0	2	0	0	0	47
Geauga	0	40	16	5	9	1	0	1	0	2	11	85
Greene	24	77	17	29	25	8	4	1	0	0	0	185
Guernsey	0	0	1	32	5	1	0	0	0	0	2	41
Hamilton	475	0	144	0	53	0	0	0	0	0	0	672
Hancock	0	55	0	14	3	0	2	0	0	0	2	76
Hardin	0	26	0	12	6	0	1	0	0	0	1	46
Harrison	13	0	5	0	1	0	0	0	0	0	3	22
Henry	16	1	5	1	1	0	0	0	0	0	6	30
Highland	0	0	0	50	8	0	0	0	0	0	0	58
Hocking	7	1	1	16	5	0	0	0	0	0	0	30
Holmes	12	6	4	5	3	0	0	0	0	0	2	32
Huron	6	5	0	45	7	0	0	2	0	0	2	67
Jackson	0	34	0	0	3	0	0	0	0	0	0	37
Jefferson	69	0	6	2	10	0	0	0	0	1	2	90
Knox	1	49	1	0	4	2	1	0	0	0	7	65
Lake	3	1	1	133	20	7	4	1	0	0	16	186
Lawrence	92	10	1	1	9	0	0	0	0	0	20	133
Licking	59	25	54	17	37	13	3	1	0	0	6	215
Logan	8	22	4	10	14	0	1	3	0	0	0	62
Lorain	232	0	0	0	35	0	1	4	0	5	10	287

**Courts of Common Pleas – Domestic Relations Division**  
**Marriage Terminations without Children Terminations**  
**2006**

County	Uncontested Judge	Uncontested Magistrate	Trial by Judge	Trial by Magistrate	Voluntary Dismissal	Mediation/Conciliation	Bankruptcy Stay/ Interlocutory Appeal	Transferred Out	Private Judge	Unavailability of Party	Other Terminations	Total Terminations
Lucas	428	26	163	4	59	5	3	0	0	0	79	767
Madison	9	10	0	10	5	0	0	1	0	0	1	36
Mahoning	227	0	1	0	19	0	0	7	0	3	15	272
Marion	80	0	7	2	8	8	0	0	0	1	3	109
Medina	36	64	4	6	19	10	3	11	0	5	8	166
Meigs	10	0	24	0	8	0	0	0	0	0	0	42
Mercer	0	1	0	29	5	0	0	0	0	0	0	35
Miami	0	143	0	3	15	0	0	0	0	0	7	168
Monroe	10	0	0	0	3	0	0	0	0	0	7	20
Montgomery	383	96	210	5	82	21	18	4	0	8	28	855
Morgan	8	0	9	0	2	0	0	0	0	0	2	21
Morrow	4	0	4	20	11	3	0	0	0	0	0	42
Muskingum	94	4	2	2	14	0	1	0	0	0	5	122
Noble	1	0	5	0	1	0	0	0	0	0	0	7
Ottawa	0	2	0	38	4	0	0	0	0	0	0	44
Paulding	22	0	1	0	5	0	0	0	0	0	0	28
Perry	12	0	0	2	4	0	0	0	0	0	6	24
Pickaway	0	0	11	23	3	0	0	0	0	3	4	44
Pike	35	0	0	0	6	0	0	0	0	0	1	42
Portage	37	61	24	8	20	0	0	0	0	0	22	172
Preble	0	1	18	33	6	0	1	0	0	0	2	61
Putnam	27	0	0	0	5	0	0	1	0	0	1	34
Richland	88	48	0	1	14	0	0	1	0	0	12	164
Ross	65	6	9	7	7	2	1	2	0	0	17	116
Sandusky	1	0	47	3	4	0	0	1	0	0	2	58
Scioto	124	3	3	0	12	4	1	2	0	1	4	154
Seneca	0	26	0	11	5	0	0	0	0	0	1	43
Shelby	0	13	0	33	7	0	0	0	0	0	2	55
Stark	134	164	19	13	17	0	3	4	0	0	39	393
Summit	318	161	9	10	55	0	0	2	0	3	30	588
Trumbull	160	11	33	3	10	1	0	3	0	2	22	245
Tuscarawas	0	42	6	32	17	50	2	1	0	1	4	155
Union	2	0	31	0	6	0	1	2	0	0	1	43
Van Wert	0	26	1	0	7	0	0	0	0	0	0	34
Vinton	1	0	21	0	1	0	0	0	0	0	1	24
Warren	123	25	27	16	22	3	1	1	0	0	2	220
Washington	72	0	4	0	10	0	0	2	0	0	1	89
Wayne	0	19	4	52	12	1	0	4	0	0	20	112
Williams	9	38	0	0	7	0	0	0	0	0	0	54
Wood	0	78	0	9	10	0	0	2	0	0	4	103
Wyandot	2	6	0	8	3	1	0	0	0	0	0	20
Statewide	7,187	2,253	1,106	1,190	1,388	159	83	276	85	102	625	14,454

**Courts of Common Pleas – Domestic Relations Division**  
**Marriage Dissolutions with Children Overall Caseloads**  
**2006**

County	Cases Pending January 1	New Filings	Reactivations and Transfers	Total Cases	Total Terminations	Clearance Rate	Cases Pending December 31	Cases Pending Beyond Time Guidelines
Adams	4	45	0	49	40	89%	9	0
Allen	10	74	0	84	77	104%	7	0
Ashland	6	53	0	59	45	85%	14	0
Ashtabula	21	104	6	131	111	101%	20	2
Athens	8	30	0	38	36	120%	2	0
Auglaize	4	27	0	31	27	100%	4	0
Belmont	11	58	0	69	61	105%	8	0
Brown	3	44	0	47	37	84%	10	1
Butler	24	260	0	284	246	95%	38	0
Carroll	2	34	0	36	34	100%	2	0
Champaign	13	28	2	43	29	97%	14	1
Clark	16	126	0	142	122	97%	20	0
Clermont	30	180	2	212	192	105%	20	0
Clinton	6	50	0	56	42	84%	14	0
Columbiana	9	86	2	97	86	98%	11	1
Coshocton	9	47	21	77	70	103%	7	0
Crawford	7	41	0	48	41	100%	7	1
Cuyahoga	83	683	43	809	723	100%	86	4
Darke	7	41	1	49	48	114%	1	0
Defiance	4	31	0	35	28	90%	7	0
Delaware	18	102	0	120	106	104%	14	0
Erie	5	7	0	12	11	157%	1	0
Fairfield	8	109	0	117	109	100%	8	1
Fayette	10	42	1	53	47	109%	6	0
Franklin	63	701	16	780	705	98%	75	0
Fulton	6	47	8	61	56	102%	5	0
Gallia	3	29	0	32	29	100%	3	0
Geauga	9	42	10	61	50	96%	11	1
Greene	25	88	1	114	101	113%	13	0
Guernsey	5	16	0	21	16	100%	5	0
Hamilton	29	459	0	488	427	93%	61	0
Hancock	11	62	0	73	62	100%	11	1
Hardin	2	31	1	34	33	103%	1	0
Harrison	1	14	0	15	14	100%	1	0
Henry	3	25	0	28	23	92%	5	0
Highland	8	64	0	72	59	92%	13	0
Hocking	5	33	0	38	35	106%	3	0
Holmes	2	18	0	20	19	106%	1	0
Huron	9	51	0	60	55	108%	5	0
Jackson	4	43	0	47	40	93%	7	2
Jefferson	2	49	3	54	41	79%	13	0
Knox	3	45	0	48	42	93%	6	0
Lake	30	172	2	204	182	105%	22	0
Lawrence	9	40	0	49	44	110%	5	0
Licking	15	149	4	168	154	101%	14	0
Logan	10	58	3	71	64	105%	7	0

**Courts of Common Pleas – Domestic Relations Division**  
**Marriage Dissolutions with Children Overall Caseloads**  
**2006**

County	Cases Pending January 1	New Filings	Reactivations and Transfers	Total Cases	Total Terminations	Clearance Rate	Cases Pending December 31	Cases Pending Beyond Time Guidelines
Lorain	22	179	5	206	175	95%	31	0
Lucas	30	210	0	240	215	102%	25	0
Madison	4	30	1	35	31	100%	4	0
Mahoning	3	120	0	123	113	94%	10	0
Marion	9	47	0	56	51	109%	5	2
Medina	27	157	1	185	166	105%	19	0
Meigs	1	19	0	20	17	89%	3	1
Mercer	3	19	0	22	20	105%	2	0
Miami	11	94	0	105	97	103%	8	0
Monroe	2	13	1	16	14	100%	2	1
Montgomery	61	318	4	383	348	108%	35	0
Morgan	1	15	0	16	16	107%	0	0
Morrow	8	18	9	35	27	100%	8	2
Muskingum	20	90	1	111	104	114%	7	0
Noble	2	8	0	10	9	113%	1	0
Ottawa	3	38	0	41	36	95%	5	0
Paulding	1	14	0	15	14	100%	1	0
Perry	0	28	0	28	27	96%	1	0
Pickaway	11	53	0	64	59	111%	5	0
Pike	7	32	0	39	36	113%	3	0
Portage	11	116	9	136	115	92%	21	2
Preble	9	39	0	48	46	118%	2	0
Putnam	2	25	0	27	23	92%	4	3
Richland	15	103	1	119	105	101%	14	1
Ross	11	83	0	94	82	99%	12	0
Sandusky	6	65	0	71	55	85%	16	0
Scioto	2	46	1	49	41	87%	8	0
Seneca	5	68	0	73	68	100%	5	0
Shelby	6	48	0	54	46	96%	8	1
Stark	35	308	3	346	302	97%	44	0
Summit	43	367	3	413	348	94%	65	0
Trumbull	27	191	1	219	198	103%	21	0
Tuscarawas	19	108	3	130	116	105%	14	0
Union	1	38	0	39	33	87%	6	1
Van Wert	3	27	0	30	25	93%	5	0
Vinton	3	27	0	30	28	104%	2	0
Warren	27	168	5	200	172	99%	28	2
Washington	4	52	0	56	48	92%	8	0
Wayne	21	86	0	107	85	99%	22	1
Williams	6	51	0	57	49	96%	8	0
Wood	11	88	1	100	90	101%	10	0
Wyandot	2	27	0	29	21	78%	8	0
<b>Statewide</b>	<b>1,067</b>	<b>8,171</b>	<b>175</b>	<b>9,413</b>	<b>8,290</b>	<b>99%</b>	<b>1,123</b>	<b>32</b>

**Courts of Common Pleas – Domestic Relations Division**  
**Marriage Dissolutions with Children Terminations**  
**2006**

County	Uncontested Judge	Uncontested Magistrate	Trial by Judge	Trial by Magistrate	Voluntary Dismissal	Mediation/Conciliation	Bankruptcy Stay/ Interlocutory Appeal	Transferred Out	Private Judge	Unavailability of Party	Other Terminations	Total Terminations
Adams	1	36	0	1	0	0	0	0	0	0	2	40
Allen	0	72	0	0	5	0	0	0	0	0	0	77
Ashland	0	44	0	0	1	0	0	0	0	0	0	45
Ashtabula	4	88	0	1	11	0	0	0	0	0	7	111
Athens	0	32	0	0	1	0	0	2	0	0	1	36
Auglaize	25	0	0	0	0	0	0	0	0	0	2	27
Belmont	1	54	0	0	4	0	0	0	0	0	2	61
Brown	0	36	0	0	1	0	0	0	0	0	0	37
Butler	221	10	0	0	5	0	1	0	0	0	9	246
Carroll	33	0	0	0	0	0	0	0	0	0	1	34
Champaign	17	3	1	0	2	1	0	0	0	2	3	29
Clark	101	12	4	0	2	0	0	0	0	0	3	122
Clermont	60	112	6	11	3	0	0	0	0	0	0	192
Clinton	0	37	0	0	3	0	0	0	0	0	2	42
Columbiana	1	79	0	0	4	0	0	0	0	0	2	86
Coshocton	7	46	0	0	4	0	0	0	0	0	13	70
Crawford	0	34	1	0	2	0	0	0	0	0	4	41
Cuyahoga	491	136	0	0	38	0	0	38	0	0	20	723
Darke	11	37	0	0	0	0	0	0	0	0	0	48
Defiance	26	0	0	0	2	0	0	0	0	0	0	28
Delaware	47	43	0	2	1	0	0	11	2	0	0	106
Erie	0	10	0	0	0	0	0	0	0	0	1	11
Fairfield	107	0	0	0	2	0	0	0	0	0	0	109
Fayette	0	41	0	3	2	0	0	0	1	0	0	47
Franklin	414	0	0	0	11	0	1	13	240	6	20	705
Fulton	24	26	1	2	2	0	0	0	0	0	1	56
Gallia	23	5	0	0	0	0	0	0	0	0	1	29
Geauga	1	45	1	2	0	0	0	0	0	0	1	50
Greene	31	64	0	0	4	1	0	0	0	0	1	101
Guernsey	0	0	0	15	1	0	0	0	0	0	0	16
Hamilton	377	15	1	0	34	0	0	0	0	0	0	427
Hancock	0	60	0	1	0	0	0	0	0	0	1	62
Hardin	0	32	0	0	0	0	0	0	0	0	1	33
Harrison	13	0	0	0	1	0	0	0	0	0	0	14
Henry	14	4	0	0	1	0	0	0	0	0	4	23
Highland	0	51	0	0	7	0	0	1	0	0	0	59
Hocking	35	0	0	0	0	0	0	0	0	0	0	35
Holmes	11	4	1	1	0	0	0	0	0	0	2	19
Huron	28	23	0	0	1	0	0	0	0	1	2	55
Jackson	0	38	0	0	1	0	0	0	1	0	0	40
Jefferson	38	1	0	1	1	0	0	0	0	0	0	41
Knox	0	37	0	0	1	0	0	0	0	0	4	42
Lake	160	0	0	1	5	1	2	0	0	0	13	182
Lawrence	35	0	0	0	2	0	0	2	0	0	5	44
Licking	115	25	0	0	5	0	1	0	2	0	6	154
Logan	1	58	0	1	2	0	0	0	0	0	2	64
Lorain	153	0	0	0	8	0	0	5	0	0	9	175

**Courts of Common Pleas – Domestic Relations Division**  
**Marriage Dissolutions with Children Terminations**  
**2006**

County	Uncontested Judge	Uncontested Magistrate	Trial by Judge	Trial by Magistrate	Voluntary Dismissal	Mediation/Conciliation	Bankruptcy Stay/Interlocutory Appeal	Transferred Out	Private Judge	Unavailability of Party	Other Terminations	Total Terminations
Lucas	182	9	1	1	7	0	0	0	0	0	15	215
Madison	17	11	0	0	1	0	0	0	0	0	2	31
Mahoning	105	1	0	0	1	0	0	1	0	0	5	113
Marion	43	0	3	1	1	0	1	0	0	0	2	51
Medina	151	3	0	0	6	0	0	1	0	0	5	166
Meigs	14	0	2	0	1	0	0	0	0	0	0	17
Mercer	1	17	0	0	1	0	0	0	0	0	1	20
Miami	0	88	0	0	5	0	0	0	0	1	3	97
Monroe	4	0	0	0	0	0	0	0	0	0	10	14
Montgomery	269	55	0	0	9	1	0	0	0	1	13	348
Morgan	15	0	0	0	1	0	0	0	0	0	0	16
Morrow	2	1	1	16	4	0	0	0	0	0	3	27
Muskingum	91	5	0	1	5	0	0	0	0	0	2	104
Noble	3	0	5	0	1	0	0	0	0	0	0	9
Ottawa	0	31	0	3	1	0	0	0	0	0	1	36
Paulding	12	0	0	0	1	0	0	0	0	0	1	14
Perry	22	0	0	0	0	0	0	0	0	0	5	27
Pickaway	0	0	54	1	3	0	0	0	0	0	1	59
Pike	27	0	0	0	5	0	0	1	0	0	3	36
Portage	50	45	0	1	3	0	0	0	0	0	16	115
Preble	3	0	35	2	5	1	0	0	0	0	0	46
Putnam	21	0	0	0	0	0	0	0	0	0	2	23
Richland	80	18	0	0	5	0	0	0	0	0	2	105
Ross	71	3	0	0	3	1	0	2	0	0	2	82
Sandusky	54	0	0	0	0	0	0	0	0	0	1	55
Scioto	36	1	0	0	1	0	1	0	0	0	2	41
Seneca	2	60	0	0	3	0	0	1	0	0	2	68
Shelby	0	40	1	0	4	0	0	0	0	0	1	46
Stark	26	255	0	0	3	0	0	0	0	0	18	302
Summit	293	16	0	0	1	0	0	0	0	0	38	348
Trumbull	174	7	4	1	3	0	0	0	0	1	8	198
Tuscarawas	0	94	1	9	7	0	0	0	0	0	5	116
Union	27	0	1	0	1	0	0	0	0	0	4	33
Van Wert	0	24	1	0	0	0	0	0	0	0	0	25
Vinton	27	0	0	0	1	0	0	0	0	0	0	28
Warren	146	4	0	1	3	0	0	0	0	0	18	172
Washington	44	0	1	0	2	0	0	0	0	0	1	48
Wayne	2	44	1	25	0	0	0	0	0	0	13	85
Williams	3	45	0	0	0	0	0	0	0	0	1	49
Wood	8	78	0	0	1	0	0	1	0	0	2	90
Wyandot	2	17	1	0	0	0	0	0	0	0	1	21
Statewide	4,653	2,422	128	104	279	6	7	79	246	12	354	8,290



**Courts of Common Pleas – Domestic Relations Division**  
**Marriage Dissolutions without Children Overall Caseloads**  
**2006**

County	Cases Pending January 1	New Filings	Reactivations and Transfers	Total Cases	Total Terminations	Clearance Rate	Cases Pending December 31	Cases Pending Beyond Time Guidelines
Adams	7	41	0	48	48	117%	0	0
Allen	10	112	0	122	101	90%	21	0
Ashland	6	60	1	67	57	93%	10	0
Ashtabula	18	119	5	142	123	99%	19	5
Athens	8	56	0	64	59	105%	5	0
Auglaize	8	38	1	47	47	121%	0	0
Belmont	10	85	0	95	84	99%	11	0
Brown	14	51	0	65	56	110%	9	0
Butler	29	342	1	372	328	96%	44	0
Carroll	0	39	0	39	34	87%	5	0
Champaign	16	36	4	56	37	93%	19	2
Clark	23	166	0	189	172	104%	17	0
Clermont	26	236	3	265	246	103%	19	0
Clinton	7	74	0	81	72	97%	9	0
Columbiana	27	102	1	130	123	119%	7	0
Coshocton	13	68	8	89	81	107%	8	0
Crawford	6	51	2	59	51	96%	8	0
Cuyahoga	101	936	41	1,078	986	101%	92	1
Darke	6	45	0	51	48	107%	3	0
Defiance	5	29	0	34	29	100%	5	0
Delaware	22	127	0	149	136	107%	13	0
Erie	3	15	0	18	15	100%	3	0
Fairfield	12	164	0	176	166	101%	10	0
Fayette	4	57	1	62	57	98%	5	0
Franklin	106	1,135	11	1,252	1,137	99%	115	0
Fulton	9	26	1	36	31	115%	5	0
Gallia	4	41	0	45	43	105%	2	0
Geauga	13	61	1	75	66	106%	9	0
Greene	12	121	0	133	120	99%	13	0
Guernsey	7	62	0	69	63	102%	6	0
Hamilton	38	656	0	694	637	97%	57	0
Hancock	9	83	0	92	86	104%	6	0
Hardin	3	26	0	29	25	96%	4	0
Harrison	2	22	0	24	20	91%	4	0
Henry	4	33	0	37	27	82%	10	0
Highland	16	73	0	89	78	107%	11	0
Hocking	5	43	0	48	44	102%	4	0
Holmes	3	24	0	27	24	100%	3	0
Huron	9	51	0	60	51	100%	9	0
Jackson	14	53	0	67	61	115%	6	1
Jefferson	8	43	0	51	43	100%	8	0
Knox	10	70	0	80	74	106%	6	1
Lake	30	216	4	250	206	94%	44	0
Lawrence	6	73	0	79	73	100%	6	2
Licking	16	177	3	196	184	102%	12	0
Logan	8	64	0	72	65	102%	7	0

**Courts of Common Pleas – Domestic Relations Division**  
**Marriage Dissolutions without Children Overall Caseloads**  
**2006**

County	Cases Pending January 1	New Filings	Reactivations and Transfers	Total Cases	Total Terminations	Clearance Rate	Cases Pending December 31	Cases Pending Beyond Time Guidelines
Lorain	21	196	1	218	196	99%	22	0
Lucas	49	281	0	330	295	105%	35	0
Madison	8	41	0	49	48	117%	1	0
Mahoning	1	143	0	144	118	83%	26	0
Marion	3	77	1	81	70	90%	11	0
Medina	29	214	2	245	222	103%	23	0
Meigs	1	35	3	39	33	87%	6	0
Mercer	2	32	0	34	29	91%	5	0
Miami	11	126	0	137	126	100%	11	0
Monroe	3	10	0	13	12	120%	1	0
Montgomery	57	440	3	500	460	104%	40	0
Morgan	0	19	0	19	11	58%	8	0
Morrow	5	43	0	48	42	98%	6	0
Muskingum	17	122	1	140	125	102%	15	0
Noble	1	9	0	10	10	111%	0	0
Ottawa	4	40	0	44	38	95%	6	0
Paulding	4	13	0	17	16	123%	1	0
Perry	8	38	0	46	44	116%	2	0
Pickaway	9	83	0	92	83	100%	9	0
Pike	3	46	0	49	43	93%	6	0
Portage	12	154	6	172	159	99%	13	0
Preble	16	63	0	79	73	116%	6	0
Putnam	3	14	0	17	16	114%	1	1
Richland	16	129	1	146	128	98%	18	0
Ross	12	94	3	109	93	96%	16	0
Sandusky	7	59	1	67	57	95%	10	0
Scioto	20	107	0	127	113	106%	14	0
Seneca	2	54	0	56	53	98%	3	0
Shelby	5	54	0	59	56	104%	3	0
Stark	75	423	2	500	443	104%	57	0
Summit	67	509	3	579	510	100%	69	0
Trumbull	42	227	1	270	249	109%	21	0
Tuscarawas	8	149	1	158	136	91%	22	0
Union	3	51	0	54	46	90%	8	1
Van Wert	2	25	0	27	24	96%	3	0
Vinton	3	17	0	20	17	100%	3	0
Warren	14	176	2	192	166	93%	26	0
Washington	14	83	0	97	89	107%	8	0
Wayne	13	97	0	110	94	97%	16	2
Williams	13	53	0	66	62	117%	4	0
Wood	15	109	1	125	114	104%	11	1
Wyandot	3	29	0	32	27	93%	5	0
<b>Statewide</b>	<b>1,314</b>	<b>10,886</b>	<b>120</b>	<b>12,320</b>	<b>11,060</b>	<b>100%</b>	<b>1,260</b>	<b>17</b>

**Courts of Common Pleas – Domestic Relations Division**  
**Marriage Dissolutions without Children Terminations**  
**2006**

County	Uncontested Judge	Uncontested Magistrate	Trial by Judge	Trial by Magistrate	Voluntary Dismissal	Mediation/Conciliation	Bankruptcy Stay/ Interlocutory Appeal	Transferred Out	Private Judge	Unavailability of Party	Other Terminations	Total Terminations
Adams	0	43	0	0	3	0	0	0	0	0	2	48
Allen	0	93	0	0	2	0	0	0	0	0	6	101
Ashland	0	49	0	0	5	0	0	0	0	0	3	57
Ashtabula	6	110	0	3	2	0	0	0	0	0	2	123
Athens	0	54	1	2	2	0	0	0	0	0	0	59
Auglaize	44	0	0	0	1	0	0	0	0	0	2	47
Belmont	1	77	0	0	4	0	0	0	0	0	2	84
Brown	0	50	0	0	4	0	0	0	0	0	2	56
Butler	312	7	0	0	2	0	0	0	0	0	7	328
Carroll	31	0	0	0	2	0	0	0	0	0	1	34
Champaign	23	6	0	1	0	0	1	0	0	0	6	37
Clark	164	1	4	0	3	0	0	0	0	0	0	172
Clermont	50	172	4	13	3	0	0	0	0	0	4	246
Clinton	0	66	0	0	4	0	0	0	0	0	2	72
Columbiana	2	115	0	2	3	0	0	0	0	0	1	123
Coshocton	77	0	0	0	2	0	0	0	0	0	2	81
Crawford	0	48	1	0	0	2	0	0	0	0	0	51
Cuyahoga	688	203	0	0	47	0	0	29	0	0	19	986
Darke	15	33	0	0	0	0	0	0	0	0	0	48
Defiance	27	0	0	0	2	0	0	0	0	0	0	29
Delaware	56	63	1	0	6	0	0	7	1	0	2	136
Erie	0	14	0	0	0	0	0	0	0	0	1	15
Fairfield	166	0	0	0	0	0	0	0	0	0	0	166
Fayette	4	42	1	8	2	0	0	0	0	0	0	57
Franklin	797	3	0	0	18	0	1	6	281	15	16	1,137
Fulton	13	18	0	0	0	0	0	0	0	0	0	31
Gallia	38	2	0	0	3	0	0	0	0	0	0	43
Geauga	4	36	20	3	1	0	0	0	0	0	2	66
Greene	31	87	0	0	2	0	0	0	0	0	0	120
Guernsey	1	11	0	48	2	0	0	0	0	0	1	63
Hamilton	603	19	0	0	15	0	0	0	0	0	0	637
Hancock	0	85	0	0	1	0	0	0	0	0	0	86
Hardin	0	24	0	1	0	0	0	0	0	0	0	25
Harrison	20	0	0	0	0	0	0	0	0	0	0	20
Henry	19	2	2	1	1	0	0	0	0	0	2	27
Highland	0	74	0	0	3	0	0	0	0	0	1	78
Hocking	40	0	0	0	4	0	0	0	0	0	0	44
Holmes	17	4	1	1	0	0	0	0	0	0	1	24
Huron	26	21	0	0	1	0	0	0	0	0	3	51
Jackson	0	58	0	0	0	0	0	0	3	0	0	61
Jefferson	40	0	0	0	2	0	0	0	0	0	1	43
Knox	0	65	0	0	1	0	0	0	0	0	8	74
Lake	192	0	0	0	4	1	2	0	0	0	7	206
Lawrence	67	0	0	0	3	0	0	0	0	0	3	73
Licking	108	59	0	0	10	0	0	3	1	0	3	184
Logan	2	57	0	0	4	0	0	1	0	0	1	65
Lorain	181	0	0	0	6	0	0	1	0	0	8	196

**Courts of Common Pleas – Domestic Relations Division**  
**Marriage Dissolutions without Children Terminations**  
**2006**

County	Uncontested Judge	Uncontested Magistrate	Trial by Judge	Trial by Magistrate	Voluntary Dismissal	Mediation/Conciliation	Bankruptcy Stay/ Interlocutory Appeal	Transferred Out	Private Judge	Unavailability of Party	Other Terminations	Total Terminations
Lucas	263	11	0	0	7	0	0	0	0	0	14	295
Madison	25	13	0	0	3	0	0	2	0	0	5	48
Mahoning	112	0	0	0	1	0	0	0	1	0	4	118
Marion	62	0	5	0	0	0	0	0	0	0	3	70
Medina	206	4	0	0	8	0	0	1	0	0	3	222
Meigs	28	1	2	0	2	0	0	0	0	0	0	33
Mercer	1	28	0	0	0	0	0	0	0	0	0	29
Miami	117	4	0	0	2	0	0	0	0	0	3	126
Monroe	3	0	0	0	1	0	0	0	0	0	8	12
Montgomery	388	55	0	0	9	1	2	0	0	0	5	460
Morgan	11	0	0	0	0	0	0	0	0	0	0	11
Morrow	7	0	1	25	8	0	0	0	0	0	1	42
Muskingum	111	4	0	2	5	0	1	0	0	0	2	125
Noble	4	0	5	0	1	0	0	0	0	0	0	10
Ottawa	0	29	0	7	2	0	0	0	0	0	0	38
Paulding	15	0	0	0	1	0	0	0	0	0	0	16
Perry	43	0	0	0	0	0	0	0	0	0	1	44
Pickaway	0	0	78	2	3	0	0	0	0	0	0	83
Pike	36	0	0	0	3	0	0	0	0	0	4	43
Portage	69	70	1	3	2	0	0	0	1	0	13	159
Preble	8	0	55	6	2	0	0	0	0	0	2	73
Putnam	15	0	0	0	0	0	0	0	0	0	1	16
Richland	93	23	0	0	5	0	1	0	0	0	6	128
Ross	85	3	1	0	1	0	0	0	0	0	3	93
Sandusky	53	0	0	0	2	0	0	0	0	0	2	57
Scioto	104	0	0	0	3	0	0	0	0	0	6	113
Seneca	3	45	0	0	3	0	0	1	0	0	1	53
Shelby	0	48	0	0	7	0	0	0	0	1	0	56
Stark	51	361	0	0	2	0	0	0	0	0	29	443
Summit	474	20	0	0	2	0	0	0	0	0	14	510
Trumbull	229	9	1	0	3	0	0	1	0	1	5	249
Tuscarawas	0	126	0	4	2	0	0	0	0	0	4	136
Union	44	0	1	0	1	0	0	0	0	0	0	46
Van Wert	0	21	2	0	1	0	0	0	0	0	0	24
Vinton	15	0	0	0	2	0	0	0	0	0	0	17
Warren	152	6	0	0	3	0	0	0	0	0	5	166
Washington	81	0	0	0	6	0	0	0	0	0	2	89
Wayne	3	48	1	27	5	0	0	0	0	0	10	94
Williams	15	45	0	0	1	0	0	0	0	0	1	62
Wood	8	99	0	0	2	0	0	0	0	0	5	114
Wyandot	3	20	0	0	1	0	1	0	0	0	2	27
Statewide	6,802	2,964	188	159	292	4	9	52	288	17	285	11,060

**Courts of Common Pleas – Domestic Relations Division**  
**Change of Custody Overall Caseloads**  
**2006**

<b>County</b>	<b>Cases Pending January 1</b>	<b>New Filings</b>	<b>Reactivations and Transfers</b>	<b>Total Cases</b>	<b>Total Terminations</b>	<b>Clearance Rate</b>	<b>Cases Pending December 31</b>	<b>Cases Pending Beyond Time Guidelines</b>
Adams	4	0	22	26	23	105%	3	0
Allen	41	1	145	187	129	88%	58	2
Ashland	22	0	27	49	31	115%	18	4
Ashtabula	48	5	86	139	82	90%	57	20
Athens	13	0	9	22	18	200%	4	3
Auglaize	18	0	49	67	52	106%	15	1
Belmont	8	0	38	46	38	100%	8	1
Brown	25	0	49	74	43	88%	31	8
Butler	159	0	611	770	620	101%	150	1
Carroll	0	0	1	1	0	0%	1	0
Champaign	13	38	16	67	48	89%	19	8
Clark	77	0	134	211	152	113%	59	12
Clermont	32	0	146	178	147	101%	31	4
Clinton	16	0	33	49	36	109%	13	1
Columbiana	11	0	54	65	42	78%	23	5
Coshocton	13	1	39	53	44	110%	9	1
Crawford	21	0	34	55	44	129%	11	1
Cuyahoga	350	0	828	1,178	833	101%	345	62
Darke	22	43	0	65	46	107%	19	0
Defiance	9	0	18	27	18	100%	9	2
Delaware	28	3	50	81	47	89%	34	13
Erie	14	5	43	62	44	92%	18	1
Fairfield	86	55	242	383	291	98%	92	19
Fayette	12	0	19	31	20	105%	11	2
Franklin	416	0	650	1,066	661	102%	405	161
Fulton	28	7	40	75	51	109%	24	4
Gallia	8	0	22	30	22	100%	8	2
Geauga	3	0	0	3	3	-	0	0
Greene	24	4	60	88	56	88%	32	5
Guernsey	5	2	32	39	36	106%	3	0
Hamilton	99	0	296	395	253	85%	142	0
Hancock	24	0	40	64	37	93%	27	6
Hardin	9	0	13	22	20	154%	2	0
Harrison	1	0	19	20	11	58%	9	0
Henry	15	0	0	15	12	-	3	0
Highland	23	0	36	59	45	125%	14	1
Hocking	10	0	23	33	23	100%	10	0
Holmes	4	21	0	25	15	71%	10	0
Huron	26	7	45	78	61	117%	17	2
Jackson	13	0	26	39	16	62%	23	8
Jefferson	8	0	38	46	41	108%	5	0
Knox	20	10	30	60	40	100%	20	4
Lake	43	2	91	136	103	111%	33	2
Lawrence	37	1	75	113	70	92%	43	17
Licking	76	17	201	294	201	92%	93	6
Logan	28	0	30	58	39	130%	19	4

**Courts of Common Pleas – Domestic Relations Division**  
**Change of Custody Overall Caseloads**  
**2006**

County	Cases Pending January 1	New Filings	Reactivations and Transfers	Total Cases	Total Terminations	Clearance Rate	Cases Pending December 31	Cases Pending Beyond Time Guidelines
Lorain	65	86	89	240	178	102%	62	3
Lucas	140	0	330	470	290	88%	180	49
Madison	18	31	0	49	41	132%	8	0
Mahoning	50	0	108	158	129	119%	29	0
Marion	15	0	56	71	59	105%	12	1
Medina	33	0	86	119	98	114%	21	2
Meigs	3	1	21	25	20	91%	5	0
Mercer	12	0	34	46	35	103%	11	1
Miami	29	0	70	99	63	90%	36	0
Monroe	3	0	16	19	13	81%	6	0
Montgomery	102	1	251	354	227	90%	127	15
Morgan	4	0	8	12	10	125%	2	0
Morrow	4	1	12	17	15	115%	2	1
Muskingum	62	99	109	270	196	94%	74	7
Noble	1	3	4	8	6	86%	2	0
Ottawa	8	4	0	12	12	300%	0	0
Paulding	6	0	39	45	35	90%	10	1
Perry	8	8	0	16	14	175%	2	0
Pickaway	2	1	4	7	7	140%	0	0
Pike	26	0	30	56	35	117%	21	7
Portage	33	1	115	149	123	106%	26	4
Preble	12	28	2	42	31	103%	11	1
Putnam	0	0	12	12	8	67%	4	1
Richland	44	31	154	229	166	90%	63	5
Ross	50	5	45	100	55	110%	45	22
Sandusky	47	1	35	83	50	139%	33	17
Scioto	16	42	26	84	66	97%	18	0
Seneca	20	1	40	61	49	120%	12	4
Shelby	18	4	33	55	43	116%	12	0
Stark	93	7	293	393	315	105%	78	1
Summit	244	46	178	468	358	160%	110	8
Trumbull	99	3	149	251	180	118%	71	18
Tuscarawas	33	1	74	108	82	109%	26	4
Union	6	0	41	47	43	105%	4	0
Van Wert	7	1	41	49	36	86%	13	0
Vinton	6	0	4	10	8	200%	2	0
Warren	24	0	93	117	84	90%	33	0
Washington	5	31	0	36	26	84%	10	0
Wayne	15	0	59	74	43	73%	31	1
Williams	8	2	46	56	34	71%	22	1
Wood	32	0	46	78	59	128%	19	5
Wyandot	7	0	21	28	19	90%	9	0
<b>Statewide</b>	<b>3,372</b>	<b>661</b>	<b>7,234</b>	<b>11,267</b>	<b>8,025</b>	<b>102%</b>	<b>3,242</b>	<b>572</b>

**Courts of Common Pleas – Domestic Relations Division**  
**Change of Custody Terminations**  
**2006**

County	Uncontested Judge	Uncontested Magistrate	Trial by Judge	Trial by Magistrate	Voluntary Dismissal	Mediation/Conciliation	Bankruptcy Stay/ Interlocutory Appeal	Transferred Out	Private Judge	Unavailability of Party	Other Terminations	Total Terminations
Adams	0	7	1	5	4	0	0	0	0	0	6	23
Allen	1	67	2	26	14	0	0	0	0	0	19	129
Ashland	15	6	1	6	2	0	0	0	0	0	1	31
Ashtabula	26	28	2	1	5	1	0	1	0	0	18	82
Athens	0	0	0	7	3	0	0	0	0	0	8	18
Auglaize	40	0	5	0	5	0	0	0	0	0	2	52
Belmont	0	24	1	3	2	0	0	2	0	0	6	38
Brown	0	25	0	13	5	0	0	0	0	0	0	43
Butler	19	189	11	135	53	0	0	0	0	47	166	620
Carroll	0	0	0	0	0	0	0	0	0	0	0	0
Champaign	0	24	1	20	1	0	0	0	0	1	1	48
Clark	0	0	90	45	8	1	0	0	0	3	5	152
Clermont	0	0	9	116	8	12	2	0	0	0	0	147
Clinton	0	0	1	29	3	0	0	0	0	0	3	36
Columbiana	0	16	0	3	7	6	0	0	0	0	10	42
Coshocton	1	0	0	7	3	0	0	0	0	0	33	44
Crawford	0	14	1	6	1	8	0	0	0	0	14	44
Cuyahoga	6	28	139	512	144	0	2	0	0	0	2	833
Darke	6	15	1	18	5	0	0	0	0	0	1	46
Defiance	0	0	0	17	0	0	0	0	0	0	1	18
Delaware	1	15	0	18	3	0	0	0	0	0	10	47
Erie	0	20	1	4	7	0	0	0	0	10	2	44
Fairfield	129	75	8	11	9	1	0	0	0	0	58	291
Fayette	0	15	0	3	0	0	0	0	0	0	2	20
Franklin	137	79	7	20	73	0	0	0	0	0	345	661
Fulton	10	0	12	14	4	1	0	1	0	0	9	51
Gallia	0	0	0	19	1	0	0	0	0	0	2	22
Geauga	0	2	0	1	0	0	0	0	0	0	0	3
Greene	12	19	5	13	7	0	0	0	0	0	0	56
Guernsey	3	2	2	25	2	0	0	0	0	0	2	36
Hamilton	0	2	171	77	3	0	0	0	0	0	0	253
Hancock	0	21	2	6	5	0	0	0	0	0	3	37
Hardin	0	0	0	0	1	0	0	0	0	0	19	20
Harrison	6	0	0	0	0	5	0	0	0	0	0	11
Henry	1	0	0	0	0	0	0	0	0	0	11	12
Highland	0	0	0	42	3	0	0	0	0	0	0	45
Hocking	0	0	0	22	1	0	0	0	0	0	0	23
Holmes	0	3	2	3	2	0	0	0	0	0	5	15
Huron	0	0	1	53	1	0	0	0	0	0	6	61
Jackson	0	14	0	0	1	0	0	0	0	0	1	16
Jefferson	6	12	2	15	0	0	0	1	0	0	5	41
Knox	0	0	0	0	6	0	0	0	0	0	34	40
Lake	0	0	1	40	7	19	0	0	0	0	36	103
Lawrence	27	20	0	1	3	0	0	1	0	0	18	70
Licking	4	4	4	141	26	7	0	9	0	0	6	201
Logan	4	23	4	2	1	0	0	3	0	0	2	39
Lorain	116	4	0	0	21	0	0	3	0	2	32	178

**Courts of Common Pleas – Domestic Relations Division**  
**Change of Custody Terminations**  
**2006**

County	Uncontested Judge	Uncontested Magistrate	Trial by Judge	Trial by Magistrate	Voluntary Dismissal	Mediation/Conciliation	Bankruptcy Stay/ Interlocutory Appeal	Transferred Out	Private Judge	Unavailability of Party	Other Terminations	Total Terminations
Lucas	1	108	1	100	26	0	0	0	0	0	54	290
Madison	4	2	1	19	3	0	0	0	0	0	12	41
Mahoning	5	67	0	55	0	0	0	0	0	0	2	129
Marion	39	0	7	0	11	1	0	0	0	0	1	59
Medina	3	28	5	36	14	7	1	1	0	2	1	98
Meigs	0	0	16	0	4	0	0	0	0	0	0	20
Mercer	0	11	0	22	2	0	0	0	0	0	0	35
Miami	0	0	0	5	5	0	0	0	0	0	53	63
Monroe	2	0	1	0	0	0	0	0	0	0	10	13
Montgomery	0	114	5	52	14	0	2	0	0	1	39	227
Morgan	2	0	8	0	0	0	0	0	0	0	0	10
Morrow	0	0	0	13	0	0	0	0	0	0	2	15
Muskingum	88	13	11	35	30	3	0	2	0	1	13	196
Noble	0	0	5	0	1	0	0	0	0	0	0	6
Ottawa	0	0	0	4	0	0	0	0	0	0	8	12
Paulding	27	0	5	0	3	0	0	0	0	0	0	35
Perry	0	0	0	5	0	0	0	0	0	0	9	14
Pickaway	0	0	0	7	0	0	0	0	0	0	0	7
Pike	25	0	2	0	6	0	0	0	0	0	2	35
Portage	2	1	17	41	9	0	0	0	0	0	53	123
Preble	1	1	3	19	4	0	0	0	0	0	3	31
Putnam	5	0	0	0	0	0	0	0	0	0	3	8
Richland	52	74	3	14	18	0	0	0	0	0	5	166
Ross	11	10	8	10	7	0	0	0	0	0	9	55
Sandusky	1	0	0	0	0	0	0	0	0	0	49	50
Scioto	4	38	0	10	3	2	0	4	0	0	5	66
Seneca	0	28	2	10	5	0	0	0	0	0	4	49
Shelby	0	21	0	17	5	0	0	0	0	0	0	43
Stark	0	3	6	69	8	0	0	0	0	0	229	315
Summit	2	132	0	137	7	0	0	2	0	1	77	358
Trumbull	0	1	15	3	9	1	0	2	0	0	149	180
Tuscarawas	0	32	4	35	3	5	0	0	0	0	3	82
Union	0	0	31	0	3	0	0	1	0	0	8	43
Van Wert	0	31	0	0	5	0	0	0	0	0	0	36
Vinton	2	0	4	0	0	0	0	0	0	0	2	8
Warren	0	0	2	74	6	0	0	0	0	2	0	84
Washington	12	0	6	0	1	1	0	1	0	0	5	26
Wayne	0	5	0	18	4	0	0	1	0	0	15	43
Williams	1	28	0	0	4	0	0	0	0	0	1	34
Wood	0	43	0	9	4	0	0	0	0	0	3	59
Wyandot	3	11	2	2	0	0	1	0	0	0	0	19
Statewide	862	1,575	657	2,320	684	81	8	35	0	70	1,733	8,025



**Courts of Common Pleas – Domestic Relations Division**  
**Visitation Enforcement or Modification Overall Caseloads**  
**2006**

County	Cases Pending January 1	New Filings	Reactivations and Transfers	Total Cases	Total Terminations	Clearance Rate	Cases Pending December 31	Cases Pending Beyond Time Guidelines
Adams	6	0	7	13	9	129%	4	1
Allen	6	2	18	26	21	105%	5	0
Ashland	7	0	10	17	7	70%	10	3
Ashtabula	14	0	18	32	20	111%	12	6
Athens	8	0	7	15	9	129%	6	4
Auglaize	3	0	8	11	9	113%	2	0
Belmont	4	0	16	20	11	69%	9	2
Brown	3	0	6	9	6	100%	3	0
Butler	59	0	244	303	245	100%	58	0
Carroll	0	0	0	0	0	-	0	0
Champaign	3	7	4	14	9	82%	5	0
Clark	18	1	41	60	45	107%	15	4
Clermont	41	0	118	159	125	106%	34	2
Clinton	8	0	13	21	14	108%	7	1
Columbiana	2	0	11	13	5	45%	8	0
Coshocton	2	0	6	8	4	67%	4	0
Crawford	10	0	18	28	16	89%	12	2
Cuyahoga	229	0	302	531	367	122%	164	28
Darke	3	11	0	14	11	100%	3	0
Defiance	2	0	1	3	1	100%	2	0
Delaware	11	0	17	28	15	88%	13	9
Erie	6	0	9	15	7	78%	8	0
Fairfield	36	1	91	128	86	93%	42	12
Fayette	8	0	24	32	25	104%	7	4
Franklin	39	0	77	116	70	91%	46	18
Fulton	5	4	14	23	13	72%	10	3
Gallia	8	0	17	25	18	106%	7	0
Geauga	3	0	21	24	17	81%	7	1
Greene	20	0	42	62	37	88%	25	5
Guernsey	1	3	21	25	24	100%	1	0
Hamilton	266	0	217	483	233	107%	250	0
Hancock	9	0	9	18	8	89%	10	5
Hardin	2	0	3	5	4	133%	1	0
Harrison	2	0	5	7	4	80%	3	2
Henry	13	1	0	14	7	700%	7	0
Highland	10	0	17	27	22	129%	5	1
Hocking	4	0	16	20	10	63%	10	0
Holmes	2	7	1	10	9	113%	1	0
Huron	6	2	13	21	14	93%	7	0
Jackson	8	1	7	16	7	88%	9	2
Jefferson	1	0	10	11	9	90%	2	0
Knox	0	3	11	14	6	43%	8	1
Lake	20	1	37	58	42	111%	16	4
Lawrence	10	0	11	21	15	136%	6	4
Licking	38	1	73	112	74	100%	38	2
Logan	1	0	3	4	1	33%	3	0

**Courts of Common Pleas – Domestic Relations Division**  
**Visitation Enforcement or Modification Overall Caseloads**  
**2006**

<b>County</b>	<b>Cases Pending January 1</b>	<b>New Filings</b>	<b>Reactivations and Transfers</b>	<b>Total Cases</b>	<b>Total Terminations</b>	<b>Clearance Rate</b>	<b>Cases Pending December 31</b>	<b>Cases Pending Beyond Time Guidelines</b>
Lorain	11	23	8	42	32	103%	10	0
Lucas	51	0	154	205	130	84%	75	18
Madison	2	4	0	6	5	125%	1	0
Mahoning	20	0	52	72	57	110%	15	0
Marion	6	0	24	30	19	79%	11	1
Medina	33	0	90	123	78	87%	45	5
Meigs	1	0	3	4	3	100%	1	0
Mercer	2	0	7	9	7	100%	2	1
Miami	5	0	35	40	28	80%	12	0
Monroe	2	0	7	9	6	86%	3	0
Montgomery	49	1	142	192	137	96%	55	4
Morgan	1	0	5	6	5	100%	1	0
Morrow	5	0	6	11	8	133%	3	0
Muskingum	35	30	48	113	87	112%	26	5
Noble	2	0	16	18	16	100%	2	0
Ottawa	4	3	0	7	6	200%	1	0
Paulding	2	0	10	12	11	110%	1	1
Perry	0	6	0	6	3	50%	3	0
Pickaway	0	0	3	3	3	100%	0	0
Pike	17	5	10	32	20	133%	12	2
Portage	19	0	69	88	68	99%	20	4
Preble	8	12	0	20	12	100%	8	1
Putnam	0	0	1	1	0	0%	1	0
Richland	41	9	45	95	75	139%	20	7
Ross	13	5	19	37	19	79%	18	8
Sandusky	30	2	11	43	26	200%	17	9
Scioto	18	96	14	128	111	101%	17	2
Seneca	9	2	20	31	18	82%	13	2
Shelby	5	0	7	12	10	143%	2	0
Stark	63	0	262	325	245	94%	80	4
Summit	118	13	173	304	208	112%	96	14
Trumbull	42	0	51	93	65	127%	28	6
Tuscarawas	21	0	57	78	54	95%	24	3
Union	4	0	7	11	10	143%	1	0
Van Wert	3	0	1	4	4	400%	0	0
Vinton	0	0	3	3	1	33%	2	0
Warren	12	2	53	67	48	87%	19	3
Washington	10	55	0	65	50	91%	15	1
Wayne	4	0	19	23	15	79%	8	0
Williams	2	0	8	10	4	50%	6	0
Wood	16	0	20	36	22	110%	14	4
Wyandot	2	0	5	7	6	120%	1	0
<b>Statewide</b>	<b>1,645</b>	<b>313</b>	<b>3,079</b>	<b>5,037</b>	<b>3,443</b>	<b>102%</b>	<b>1,594</b>	<b>231</b>

**Courts of Common Pleas – Domestic Relations Division**  
**Visitation Enforcement or Modification Terminations**  
**2006**

County	Uncontested Judge	Uncontested Magistrate	Trial by Judge	Trial by Magistrate	Voluntary Dismissal	Mediation/Conciliation	Bankruptcy Stay/ Interlocutory Appeal	Transferred Out	Private Judge	Unavailability of Party	Other Terminations	Total Terminations
Adams	0	1	0	3	3	0	0	0	0	0	2	9
Allen	0	10	1	5	1	0	0	0	0	0	4	21
Ashland	3	0	0	4	0	0	0	0	0	0	0	7
Ashtabula	6	5	0	1	3	1	0	0	0	0	4	20
Athens	0	0	1	5	0	0	0	0	0	0	3	9
Auglaize	6	0	1	0	0	0	0	0	0	0	2	9
Belmont	0	9	0	0	1	0	1	0	0	0	0	11
Brown	0	3	0	1	1	1	0	0	0	0	0	6
Butler	7	43	7	49	36	0	0	0	0	9	94	245
Carroll	0	0	0	0	0	0	0	0	0	0	0	0
Champaign	0	5	0	3	0	0	0	0	0	1	0	9
Clark	0	0	9	31	4	0	0	0	0	1	0	45
Clermont	0	0	7	90	15	8	0	0	0	2	3	125
Clinton	0	0	0	10	4	0	0	0	0	0	0	14
Columbiana	0	2	0	0	1	0	0	1	0	0	1	5
Coshocton	0	0	0	1	2	0	0	0	0	0	1	4
Crawford	0	6	0	3	0	5	0	0	0	0	2	16
Cuyahoga	2	13	25	238	87	0	1	0	0	0	1	367
Darke	1	3	0	5	2	0	0	0	0	0	0	11
Defiance	0	0	0	0	0	0	0	0	0	0	1	1
Delaware	0	1	0	8	3	0	0	1	0	0	2	15
Erie	0	4	0	0	0	0	0	0	0	1	2	7
Fairfield	10	41	3	10	7	0	0	0	0	0	15	86
Fayette	2	9	0	8	5	1	0	0	0	0	0	25
Franklin	3	10	0	8	15	0	1	0	0	0	33	70
Fulton	3	0	3	5	0	0	0	0	0	0	2	13
Gallia	0	0	0	14	3	0	0	0	0	0	1	18
Geauga	0	9	0	3	4	0	0	0	0	0	1	17
Greene	10	3	2	10	11	1	0	0	0	0	0	37
Guernsey	6	2	1	11	2	0	0	0	0	0	2	24
Hamilton	0	0	52	181	0	0	0	0	0	0	0	233
Hancock	0	3	0	3	2	0	0	0	0	0	0	8
Hardin	0	0	0	0	2	0	0	0	0	0	2	4
Harrison	3	0	0	0	0	1	0	0	0	0	0	4
Henry	1	0	0	0	0	0	0	0	0	0	6	7
Highland	0	0	0	22	0	0	0	0	0	0	0	22
Hocking	0	0	1	9	0	0	0	0	0	0	0	10
Holmes	1	1	1	4	0	0	0	0	0	0	2	9
Huron	0	0	0	8	5	0	0	0	0	0	1	14
Jackson	0	5	0	0	1	0	0	0	0	0	1	7
Jefferson	1	0	2	0	0	0	0	0	0	0	6	9
Knox	0	0	0	0	1	0	0	0	0	0	5	6
Lake	0	0	2	22	3	4	0	1	0	0	10	42
Lawrence	3	8	0	0	0	0	0	0	0	0	4	15
Licking	3	2	2	53	7	2	0	1	0	0	4	74
Logan	0	0	0	1	0	0	0	0	0	0	0	1
Lorain	16	3	0	2	2	0	0	0	0	0	9	32

**Courts of Common Pleas – Domestic Relations Division**  
**Visitation Enforcement or Modification Terminations**  
**2006**

County	Uncontested Judge	Uncontested Magistrate	Trial by Judge	Trial by Magistrate	Voluntary Dismissal	Mediation/Conciliation	Bankruptcy Stay/Interlocutory Appeal	Transferred Out	Private Judge	Unavailability of Party	Other Terminations	Total Terminations
Lucas	0	50	1	32	11	0	0	0	0	0	36	130
Madison	0	0	0	1	0	0	0	0	0	0	4	5
Mahoning	1	23	0	32	0	0	0	1	0	0	0	57
Marion	12	0	2	0	5	0	0	0	0	0	0	19
Medina	0	15	7	32	7	8	2	2	0	2	3	78
Meigs	0	0	1	0	2	0	0	0	0	0	0	3
Mercer	0	1	0	4	2	0	0	0	0	0	0	7
Miami	0	0	0	3	6	2	0	0	0	0	17	28
Monroe	0	0	0	0	2	0	0	0	0	0	4	6
Montgomery	0	85	2	29	6	1	0	0	1	0	13	137
Morgan	1	0	4	0	0	0	0	0	0	0	0	5
Morrow	0	0	0	6	2	0	0	0	0	0	0	8
Muskingum	31	7	4	18	18	3	0	0	0	0	6	87
Noble	0	0	13	0	2	0	0	0	0	0	1	16
Ottawa	0	0	0	3	0	0	0	0	0	0	3	6
Paulding	8	0	2	0	1	0	0	0	0	0	0	11
Perry	0	0	0	0	1	0	0	0	0	0	2	3
Pickaway	0	0	0	3	0	0	0	0	0	0	0	3
Pike	15	0	0	0	3	0	0	0	0	0	2	20
Portage	0	1	16	29	0	0	0	0	0	0	22	68
Preble	0	0	2	7	2	0	0	0	0	0	1	12
Putnam	0	0	0	0	0	0	0	0	0	0	0	0
Richland	17	29	5	8	12	2	0	0	0	0	2	75
Ross	4	3	1	7	2	0	0	0	0	0	2	19
Sandusky	0	0	0	0	1	0	0	0	0	0	25	26
Scioto	3	73	1	9	9	5	0	5	0	1	5	111
Seneca	0	7	0	7	3	0	0	0	0	0	1	18
Shelby	0	6	0	3	1	0	0	0	0	0	0	10
Stark	0	0	10	45	7	0	0	0	0	0	183	245
Summit	0	43	1	103	11	0	0	7	0	1	42	208
Trumbull	0	0	7	0	1	1	0	0	0	0	56	65
Tuscarawas	0	10	4	28	3	5	0	0	0	0	4	54
Union	0	0	5	0	1	0	0	0	0	0	4	10
Van Wert	0	3	1	0	0	0	0	0	0	0	0	4
Vinton	0	0	1	0	0	0	0	0	0	0	0	1
Warren	0	0	0	39	0	0	0	0	0	1	8	48
Washington	9	0	14	0	2	19	0	1	0	1	4	50
Wayne	0	2	0	10	0	0	0	0	0	0	3	15
Williams	0	3	0	0	1	0	0	0	0	0	0	4
Wood	0	12	0	1	8	0	0	0	0	0	1	22
Wyandot	0	4	1	1	0	0	0	0	0	0	0	6
Statewide	188	578	225	1,291	365	70	5	20	1	20	680	3,443

**Courts of Common Pleas – Domestic Relations Division**  
**Support Enforcement or Modification Overall Caseloads**  
**2006**

County	Cases Pending January 1	New Filings	Reactivations and Transfers	Total Cases	Total Terminations	Clearance Rate	Cases Pending December 31	Cases Pending Beyond Time Guidelines
Adams	25	0	74	99	72	97%	27	0
Allen	145	21	508	674	573	108%	101	0
Ashland	28	0	75	103	76	101%	27	5
Ashtabula	188	37	253	478	286	99%	192	50
Athens	187	0	243	430	330	136%	100	6
Auglaize	5	0	81	86	80	99%	6	0
Belmont	56	0	161	217	165	102%	52	1
Brown	43	0	148	191	146	99%	45	6
Butler	193	0	912	1,105	929	102%	176	0
Carroll	0	0	60	60	60	100%	0	0
Champaign	48	310	13	371	303	94%	68	7
Clark	192	39	778	1,009	815	100%	194	3
Clermont	320	2	1,074	1,396	1,153	107%	243	4
Clinton	80	1	143	224	126	88%	98	27
Columbiana	200	0	1,350	1,550	1,333	99%	217	6
Coshocton	43	16	288	347	309	102%	38	2
Crawford	30	0	120	150	114	95%	36	1
Cuyahoga	914	0	2,028	2,942	2,189	108%	753	43
Darke	45	134	3	182	154	112%	28	0
Defiance	34	0	120	154	115	96%	39	2
Delaware	106	6	166	278	200	116%	78	7
Erie	116	7	244	367	315	125%	52	0
Fairfield	356	218	1,783	2,357	2,061	103%	296	14
Fayette	35	4	92	131	97	101%	34	1
Franklin	570	0	1,555	2,125	1,643	106%	482	61
Fulton	22	16	35	73	50	98%	23	3
Gallia	40	0	176	216	182	103%	34	0
Geauga	46	2	144	192	124	85%	68	3
Greene	141	0	335	476	325	97%	151	2
Guernsey	29	5	191	225	214	109%	11	0
Hamilton	341	0	1,811	2,152	1,523	84%	629	0
Hancock	102	0	142	244	176	124%	68	26
Hardin	40	1	140	181	149	106%	32	0
Harrison	24	0	109	133	117	107%	16	1
Henry	105	7	0	112	74	1057%	38	0
Highland	51	0	205	256	181	88%	75	0
Hocking	7	1	16	24	12	71%	12	0
Holmes	14	157	18	189	182	104%	7	0
Huron	67	14	429	510	447	101%	63	1
Jackson	33	0	34	67	33	97%	34	9
Jefferson	4	0	49	53	50	102%	3	0
Knox	19	25	202	246	230	101%	16	0
Lake	190	3	423	616	427	100%	189	4
Lawrence	82	3	193	278	193	98%	85	26
Licking	400	106	1,157	1,663	1,258	100%	405	0
Logan	72	0	420	492	409	97%	83	4

**Courts of Common Pleas – Domestic Relations Division**  
**Support Enforcement or Modification Overall Caseloads**  
**2006**

County	Cases Pending January 1	New Filings	Reactivations and Transfers	Total Cases	Total Terminations	Clearance Rate	Cases Pending December 31	Cases Pending Beyond Time Guidelines
Lorain	100	285	216	601	500	100%	101	0
Lucas	240	0	645	885	673	104%	212	20
Madison	25	52	3	80	67	122%	13	1
Mahoning	223	1	406	630	553	136%	77	0
Marion	122	0	273	395	284	104%	111	8
Medina	207	1	1,626	1,834	1,631	100%	203	7
Meigs	22	0	109	131	112	103%	19	0
Mercer	13	0	200	213	184	92%	29	0
Miami	96	0	286	382	260	91%	122	0
Monroe	13	0	71	84	58	82%	26	2
Montgomery	364	48	784	1,196	899	108%	297	6
Morgan	15	20	117	152	133	97%	19	0
Morrow	11	3	125	139	132	103%	7	1
Muskingum	264	244	1,529	2,037	1,665	94%	372	5
Noble	12	2	21	35	32	139%	3	0
Ottawa	1	1	0	2	2	200%	0	0
Paulding	22	1	149	172	155	103%	17	0
Perry	6	67	0	73	54	81%	19	0
Pickaway	55	1	228	284	256	112%	28	0
Pike	31	0	60	91	54	90%	37	7
Portage	98	1	571	670	580	101%	90	2
Preble	26	47	10	83	63	111%	20	1
Putnam	15	0	26	41	27	104%	14	6
Richland	197	356	457	1,010	818	101%	192	2
Ross	110	6	170	286	142	81%	144	39
Sandusky	65	6	56	127	82	132%	45	12
Scioto	42	137	123	302	231	89%	71	1
Seneca	19	0	87	106	71	82%	35	2
Shelby	21	0	85	106	92	108%	14	0
Stark	246	0	2,843	3,089	2,898	102%	191	4
Summit	1,364	583	1,484	3,431	2,796	135%	635	48
Trumbull	100	0	439	539	373	85%	166	8
Tuscarawas	115	0	281	396	293	104%	103	2
Union	21	1	123	145	123	99%	22	0
Van Wert	45	0	289	334	294	102%	40	0
Vinton	11	43	96	150	131	94%	19	0
Warren	152	1	608	761	586	96%	175	6
Washington	49	593	0	642	596	101%	46	0
Wayne	126	74	275	475	382	109%	93	2
Williams	29	1	89	119	96	107%	23	1
Wood	111	21	219	351	264	110%	87	2
Wyandot	14	0	50	64	55	110%	9	0
<b>Statewide</b>	<b>10,606</b>	<b>3,731</b>	<b>33,730</b>	<b>48,067</b>	<b>38,697</b>	<b>103%</b>	<b>9,370</b>	<b>520</b>

**Courts of Common Pleas – Domestic Relations Division**  
**Support Enforcement or Modification Terminations**  
**2006**

County	Uncontested Judge	Uncontested Magistrate	Trial by Judge	Trial by Magistrate	Voluntary Dismissal	Mediation/Conciliation	Bankruptcy Stay/ Interlocutory Appeal	Transferred Out	Private Judge	Unavailability of Party	Other Terminations	Total Terminations
Adams	0	18	0	20	12	0	0	0	0	7	15	72
Allen	29	117	6	53	50	0	0	0	0	10	308	573
Ashland	14	2	1	45	10	0	0	0	0	0	4	76
Ashtabula	27	123	2	7	39	1	0	2	0	8	77	286
Athens	0	0	15	268	16	0	0	2	0	0	29	330
Auglaize	71	0	4	0	1	0	0	0	0	0	4	80
Belmont	1	102	0	2	40	0	0	2	0	10	8	165
Brown	2	89	0	1	32	0	0	0	0	13	9	146
Butler	6	108	18	389	89	0	0	0	0	94	225	929
Carroll	55	0	0	0	5	0	0	0	0	0	0	60
Champaign	159	14	1	110	2	0	1	0	0	16	0	303
Clark	0	0	183	534	36	0	3	1	0	49	9	815
Clermont	0	1	70	899	100	12	0	0	0	65	6	1,153
Clinton	0	0	15	30	72	0	0	0	0	8	1	126
Columbiana	1	364	4	210	67	248	0	1	0	66	372	1,333
Coshocton	5	0	2	10	17	0	0	0	0	0	275	309
Crawford	0	12	20	51	6	2	0	0	0	6	17	114
Cuyahoga	14	33	71	1,777	293	0	0	0	0	0	1	2,189
Darke	25	19	6	60	35	0	1	0	0	7	1	154
Defiance	0	0	0	102	11	0	0	0	0	0	2	115
Delaware	0	74	3	70	36	0	0	0	0	0	17	200
Erie	0	131	1	3	27	0	0	0	0	110	43	315
Fairfield	163	601	34	45	99	0	0	0	0	73	1,046	2,061
Fayette	4	7	12	60	10	0	0	0	0	4	0	97
Franklin	55	219	46	206	301	0	7	0	0	84	725	1,643
Fulton	6	6	2	15	6	4	0	0	0	0	11	50
Gallia	1	25	0	89	23	0	0	0	0	2	42	182
Geauga	1	68	0	23	12	2	2	0	0	3	13	124
Greene	23	68	27	112	91	0	0	0	0	3	1	325
Guernsey	7	15	1	150	22	0	0	0	0	13	6	214
Hamilton	0	0	615	816	92	0	0	0	0	0	0	1,523
Hancock	0	127	2	12	31	1	0	1	0	0	2	176
Hardin	0	1	0	5	48	0	0	0	0	23	72	149
Harrison	80	0	22	0	5	1	0	0	0	6	3	117
Henry	3	12	0	2	4	0	0	0	0	0	53	74
Highland	0	0	16	110	42	0	0	0	0	8	5	181
Hocking	0	0	2	7	2	0	0	0	0	1	0	12
Holmes	3	133	5	7	15	0	0	0	0	1	18	182
Huron	0	0	0	83	26	0	0	1	0	22	315	447
Jackson	0	23	0	0	3	0	0	0	0	0	7	33
Jefferson	6	10	3	16	0	0	0	0	0	0	15	50
Knox	1	4	0	0	4	0	0	0	0	0	221	230
Lake	0	0	1	308	42	11	0	4	0	1	60	427
Lawrence	16	129	0	0	32	0	0	1	0	0	15	193
Licking	1	42	7	791	257	0	1	5	0	46	108	1,258
Logan	7	343	1	38	8	0	0	5	0	0	7	409
Lorain	138	80	0	6	9	0	0	3	0	1	263	500

**Courts of Common Pleas – Domestic Relations Division**  
**Support Enforcement or Modification Terminations**  
**2006**

County	Uncontested Judge	Uncontested Magistrate	Trial by Judge	Trial by Magistrate	Voluntary Dismissal	Mediation/Conciliation	Bankruptcy Stay/Interlocutory Appeal	Transferred Out	Private Judge	Unavailability of Party	Other Terminations	Total Terminations
Lucas	2	284	0	122	136	0	0	0	0	0	129	673
Madison	3	0	1	33	19	0	0	0	0	1	10	67
Mahoning	11	338	0	194	0	0	0	4	0	0	6	553
Marion	173	1	1	2	103	0	0	0	0	0	4	284
Medina	12	1,122	82	238	75	12	6	1	0	72	11	1,631
Meigs	0	0	92	0	17	0	0	0	0	0	3	112
Mercer	1	125	3	45	7	0	0	0	0	3	0	184
Miami	0	19	1	25	80	0	0	0	0	1	134	260
Monroe	16	0	8	0	7	0	0	0	0	0	27	58
Montgomery	0	476	6	146	159	1	0	0	0	11	100	899
Morgan	25	0	71	0	5	0	0	0	0	7	25	133
Morrow	1	0	2	86	35	0	0	0	0	1	7	132
Muskingum	599	510	7	130	349	3	0	0	0	57	10	1,665
Noble	0	0	13	0	6	0	0	0	0	7	6	32
Ottawa	0	0	0	1	0	0	0	0	0	0	1	2
Paulding	65	2	56	2	26	0	0	0	0	3	1	155
Perry	0	0	0	13	6	0	1	0	0	0	34	54
Pickaway	0	0	0	254	2	0	0	0	0	0	0	256
Pike	47	0	0	0	5	0	0	0	0	0	2	54
Portage	5	6	33	176	18	0	0	0	0	0	342	580
Preble	1	0	4	32	10	0	0	0	0	15	1	63
Putnam	17	0	0	0	5	0	0	0	0	0	5	27
Richland	11	485	3	78	138	0	1	0	0	73	29	818
Ross	6	40	0	73	16	0	0	0	0	1	6	142
Sandusky	1	0	0	0	2	0	0	0	0	3	76	82
Scioto	1	137	0	17	45	1	0	3	0	15	12	231
Seneca	2	33	0	17	14	0	0	0	0	3	2	71
Shelby	0	16	0	47	25	0	0	0	0	4	0	92
Stark	0	1	31	330	11	0	3	0	0	0	2,522	2,898
Summit	1	148	7	1,481	65	0	1	3	0	97	993	2,796
Trumbull	0	1	29	7	8	0	0	0	0	0	328	373
Tuscarawas	0	33	16	165	24	5	0	0	0	1	49	293
Union	0	0	64	0	30	0	0	0	0	0	29	123
Van Wert	0	237	14	0	32	0	0	0	0	9	2	294
Vinton	77	5	23	1	20	0	0	1	0	4	0	131
Warren	0	0	2	463	26	0	0	0	0	84	11	586
Washington	186	2	60	0	44	2	0	1	0	20	281	596
Wayne	5	17	3	140	18	0	0	0	0	12	187	382
Williams	0	87	0	0	9	0	0	0	0	0	0	96
Wood	6	161	1	13	7	0	0	0	0	0	76	264
Wyandot	3	28	3	9	10	0	0	0	0	2	0	55
Statewide	2,201	7,434	1,854	11,882	3,794	306	27	41	0	1,266	9,892	38,697



**Courts of Common Pleas – Domestic Relations Division**  
**Domestic Violence Overall Caseloads**  
**2006**

County	Cases Pending January 1	New Filings	Reactivations and Transfers	Total Cases	Total Terminations	Clearance Rate	Cases Pending December 31	Cases Pending Beyond Time Guidelines
Adams	7	117	0	124	120	103%	4	1
Allen	11	165	0	176	159	96%	17	12
Ashland	6	89	0	95	87	98%	8	4
Ashtabula	9	28	0	37	23	82%	14	12
Athens	22	115	0	137	109	95%	28	18
Auglaize	4	44	1	49	46	102%	3	0
Belmont	5	29	0	34	33	114%	1	1
Brown	42	322	1	365	304	94%	61	39
Butler	57	1,583	0	1,640	1,602	101%	38	0
Carroll	2	27	0	29	28	104%	1	0
Champaign	15	89	5	109	95	101%	14	5
Clark	30	463	214	707	681	101%	26	2
Clermont	34	861	11	906	864	99%	42	12
Clinton	21	171	0	192	179	105%	13	6
Columbiana	21	206	2	229	199	96%	30	10
Coshocton	2	83	1	86	83	99%	3	1
Crawford	12	110	3	125	116	103%	9	5
Cuyahoga	88	354	85	527	464	106%	63	49
Darke	5	58	17	80	77	103%	3	0
Defiance	1	13	0	14	9	69%	5	0
Delaware	14	37	0	51	45	122%	6	5
Erie	15	200	20	235	220	100%	15	8
Fairfield	12	102	22	136	111	90%	25	15
Fayette	4	62	13	79	72	96%	7	4
Franklin	100	1,280	46	1,426	1,251	94%	175	0
Fulton	2	13	0	15	12	92%	3	2
Gallia	0	23	0	23	23	100%	0	0
Geauga	6	81	8	95	80	90%	15	11
Greene	15	164	9	188	175	101%	13	9
Guernsey	0	3	0	3	3	100%	0	0
Hamilton	29	1,657	0	1,686	1,614	97%	72	0
Hancock	27	131	0	158	133	102%	25	22
Hardin	3	34	2	39	35	97%	4	3
Harrison	0	12	1	13	13	100%	0	0
Henry	13	20	0	33	21	105%	12	0
Highland	7	124	0	131	123	99%	8	4
Hocking	7	48	1	56	53	108%	3	0
Holmes	0	18	0	18	17	94%	1	0
Huron	5	45	0	50	49	109%	1	0
Jackson	20	58	0	78	65	112%	13	13
Jefferson	1	38	12	51	38	76%	13	2
Knox	0	0	0	0	0	-	0	0
Lake	4	145	1	150	141	97%	9	0
Lawrence	15	132	30	177	161	99%	16	16
Licking	31	439	4	474	448	101%	26	6
Logan	9	177	32	218	203	97%	15	2

**Courts of Common Pleas – Domestic Relations Division**  
**Domestic Violence Overall Caseloads**  
**2006**

<b>County</b>	<b>Cases Pending January 1</b>	<b>New Filings</b>	<b>Reactivations and Transfers</b>	<b>Total Cases</b>	<b>Total Terminations</b>	<b>Clearance Rate</b>	<b>Cases Pending December 31</b>	<b>Cases Pending Beyond Time Guidelines</b>
Lorain	3	307	1	311	310	101%	1	0
Lucas	52	1,099	0	1,151	1,114	101%	37	13
Madison	4	26	5	35	28	90%	7	0
Mahoning	43	759	0	802	777	102%	25	0
Marion	8	114	15	137	134	104%	3	2
Medina	15	278	23	316	294	98%	22	3
Meigs	3	56	7	66	63	100%	3	2
Mercer	1	11	1	13	11	92%	2	0
Miami	11	304	2	317	305	100%	12	0
Monroe	3	12	0	15	15	125%	0	0
Montgomery	165	1,238	6	1,409	1,262	101%	147	0
Morgan	3	2	0	5	5	250%	0	0
Morrow	13	13	1	27	19	136%	8	8
Muskingum	5	139	7	151	142	97%	9	3
Noble	4	19	7	30	24	92%	6	4
Ottawa	19	75	0	94	58	77%	36	0
Paulding	0	1	1	2	2	100%	0	0
Perry	0	46	0	46	45	98%	1	0
Pickaway	2	44	7	53	52	102%	1	0
Pike	18	84	0	102	82	98%	20	15
Portage	18	84	31	133	115	100%	18	9
Preble	1	65	0	66	66	102%	0	0
Putnam	3	27	0	30	24	89%	6	2
Richland	13	280	4	297	270	95%	27	12
Ross	26	124	1	151	127	102%	24	15
Sandusky	32	103	3	138	102	96%	36	29
Scioto	6	184	4	194	173	92%	21	15
Seneca	8	235	1	244	234	99%	10	1
Shelby	4	24	0	28	26	108%	2	0
Stark	11	185	41	237	226	100%	11	0
Summit	59	794	4	857	789	99%	68	33
Trumbull	44	315	32	391	320	92%	71	52
Tuscarawas	7	86	5	98	86	95%	12	6
Union	1	12	0	13	13	108%	0	0
Van Wert	1	14	4	19	18	100%	1	0
Vinton	2	76	0	78	73	96%	5	0
Warren	51	494	162	707	670	102%	37	23
Washington	9	97	0	106	93	96%	13	9
Wayne	5	72	5	82	68	88%	14	11
Williams	2	10	0	12	9	90%	3	0
Wood	53	303	0	356	315	104%	41	27
Wyandot	4	38	3	45	44	107%	1	0
<b>Statewide</b>	<b>1,465</b>	<b>18,219</b>	<b>924</b>	<b>20,608</b>	<b>18,987</b>	<b>99%</b>	<b>1,621</b>	<b>593</b>

**Courts of Common Pleas – Domestic Relations Division**  
**Domestic Violence Terminations**  
**2006**

County	Uncontested Judge	Uncontested Magistrate	Trial by Judge	Trial by Magistrate	Voluntary Dismissal	Mediation/Conciliation	Bankruptcy Stay/Interlocutory Appeal	Transferred Out	Private Judge	Unavailability of Party	Other Terminations	Total Terminations
Adams	0	34	0	10	39	0	0	0	0	1	36	120
Allen	0	37	1	33	48	0	0	0	0	0	40	159
Ashland	3	4	1	55	22	0	0	0	0	2	0	87
Ashtabula	5	2	3	1	6	0	0	0	0	0	6	23
Athens	1	0	13	41	47	0	0	0	0	0	7	109
Auglaize	15	0	14	0	11	0	0	0	0	1	5	46
Belmont	0	11	0	0	9	0	0	0	0	0	13	33
Brown	0	54	1	50	199	0	0	0	0	0	0	304
Butler	5	188	42	228	252	0	0	3	0	120	764	1,602
Carroll	3	0	16	0	9	0	0	0	0	0	0	28
Champaign	1	13	0	59	18	0	0	0	0	1	3	95
Clark	1	0	3	391	82	0	0	0	0	142	62	681
Clermont	0	0	3	741	118	1	0	0	0	1	0	864
Clinton	0	0	0	73	104	0	0	1	0	0	1	179
Columbiana	0	44	0	78	67	6	0	2	0	0	2	199
Coshocton	4	0	52	0	20	0	0	0	0	1	6	83
Crawford	0	8	0	68	38	0	0	0	0	0	2	116
Cuyahoga	3	195	0	0	200	0	2	64	0	0	0	464
Darke	8	0	7	10	51	0	0	0	0	0	1	77
Defiance	4	0	2	0	3	0	0	0	0	0	0	9
Delaware	0	14	1	15	13	0	0	0	0	0	2	45
Erie	2	71	1	7	41	0	0	0	0	4	94	220
Fairfield	0	26	1	33	46	0	0	0	0	0	5	111
Fayette	1	7	20	43	1	0	0	0	0	0	0	72
Franklin	493	0	88	2	353	0	0	31	0	150	134	1,251
Fulton	3	0	5	1	1	0	0	0	0	0	2	12
Gallia	0	0	14	1	4	0	0	0	0	0	4	23
Geauga	0	20	0	9	41	1	0	2	0	2	5	80
Greene	14	29	10	53	63	0	0	0	0	6	0	175
Guernsey	0	0	0	3	0	0	0	0	0	0	0	3
Hamilton	0	0	11	463	1,140	0	0	0	0	0	0	1,614
Hancock	0	27	0	14	60	2	0	0	0	1	29	133
Hardin	0	2	0	3	20	0	0	0	0	0	10	35
Harrison	6	0	5	0	2	0	0	0	0	0	0	13
Henry	9	1	1	0	3	0	0	0	0	0	7	21
Highland	0	0	1	92	30	0	0	0	0	0	0	123
Hocking	4	0	27	2	20	0	0	0	0	0	0	53
Holmes	0	4	0	8	4	0	0	0	0	0	1	17
Huron	0	0	2	47	0	0	0	0	0	0	0	49
Jackson	0	13	0	0	6	0	0	0	0	0	46	65
Jefferson	0	0	8	3	5	0	0	2	0	0	20	38
Knox	0	0	0	0	0	0	0	0	0	0	0	0
Lake	0	0	6	43	16	0	0	0	0	0	76	141
Lawrence	66	2	0	0	3	0	0	4	0	0	86	161
Licking	0	0	2	268	166	1	0	1	0	0	10	448
Logan	55	30	51	2	36	0	0	15	0	0	14	203
Lorain	68	80	0	0	3	0	1	2	0	2	154	310

**Courts of Common Pleas – Domestic Relations Division**  
**Domestic Violence Terminations**  
**2006**

County	Uncontested Judge	Uncontested Magistrate	Trial by Judge	Trial by Magistrate	Voluntary Dismissal	Mediation/Conciliation	Bankruptcy Stay/ Interlocutory Appeal	Transferred Out	Private Judge	Unavailability of Party	Other Terminations	Total Terminations
Lucas	0	255	1	466	99	0	0	0	0	0	293	1,114
Madison	1	0	8	8	11	0	0	0	0	0	0	28
Mahoning	0	309	0	241	0	0	0	1	0	0	226	777
Marion	48	0	32	13	34	0	0	0	0	0	7	134
Medina	0	5	3	211	43	2	0	1	0	22	7	294
Meigs	0	0	30	0	32	0	0	0	0	0	1	63
Mercer	0	0	0	3	7	0	0	0	0	1	0	11
Miami	0	5	0	56	116	0	0	0	0	6	122	305
Monroe	0	0	4	0	6	0	0	0	0	0	5	15
Montgomery	0	4	2	624	317	0	0	0	0	0	315	1,262
Morgan	0	0	4	0	1	0	0	0	0	0	0	5
Morrow	0	0	0	7	8	1	0	0	0	0	3	19
Muskingum	6	14	3	69	45	0	0	0	0	0	5	142
Noble	0	0	13	0	8	0	0	0	0	0	3	24
Ottawa	0	0	1	54	3	0	0	0	0	0	0	58
Paulding	1	0	0	0	1	0	0	0	0	0	0	2
Perry	0	0	0	30	3	0	1	0	0	0	11	45
Pickaway	3	0	16	16	14	0	0	0	0	1	2	52
Pike	58	0	3	0	16	0	0	0	0	2	3	82
Portage	0	1	7	90	4	0	0	0	0	6	7	115
Preble	0	0	60	6	0	0	0	0	0	0	0	66
Putnam	9	0	0	13	0	0	0	0	0	0	2	24
Richland	9	106	4	24	91	0	0	0	0	1	35	270
Ross	24	5	3	11	29	0	0	3	0	0	52	127
Sandusky	1	0	0	0	5	0	0	0	0	0	96	102
Scioto	3	68	0	11	85	0	0	0	0	1	5	173
Seneca	23	60	4	45	56	0	0	0	0	6	40	234
Shelby	0	1	0	16	9	0	0	0	0	0	0	26
Stark	0	0	1	127	4	0	0	0	0	0	94	226
Summit	0	1	0	514	10	0	0	1	0	0	263	789
Trumbull	0	0	52	9	46	0	0	0	0	0	213	320
Tuscarawas	0	1	1	27	13	0	0	0	0	0	44	86
Union	0	0	5	0	4	0	0	0	0	0	4	13
Van Wert	0	13	0	0	5	0	0	0	0	0	0	18
Vinton	0	0	37	0	36	0	0	0	0	0	0	73
Warren	0	0	5	362	20	0	0	0	0	1	282	670
Washington	7	0	42	0	17	5	0	1	0	0	21	93
Wayne	1	0	1	7	8	0	0	2	0	0	49	68
Williams	8	0	0	0	1	0	0	0	0	0	0	9
Wood	2	164	0	33	44	0	0	4	0	1	67	315
Wyandot	1	5	7	19	11	0	0	0	0	0	1	44
Statewide	979	1,933	761	6,062	4,682	19	4	140	0	482	3,925	18,987

**Courts of Common Pleas – Domestic Relations Division**  
**U.I.F.S.A. Overall Caseloads**  
**2006**

County	Cases Pending January 1	New Filings	Reactivations and Transfers	Total Cases	Total Terminations	Clearance Rate	Cases Pending December 31	Cases Pending Beyond Time Guidelines
Adams	0	9	0	9	8	89%	1	0
Allen	4	15	0	19	12	80%	7	1
Ashland	0	2	0	2	0	0%	2	0
Ashtabula	8	0	0	8	4	-	4	4
Athens	6	2	0	8	6	300%	2	2
Auglaize	0	0	0	0	0	-	0	0
Belmont	7	44	2	53	45	98%	8	1
Brown	3	9	0	12	8	89%	4	3
Butler	0	10	0	10	10	100%	0	0
Carroll	0	4	0	4	3	75%	1	0
Champaign	2	3	0	5	4	133%	1	0
Clark	8	21	0	29	24	114%	5	1
Clermont	12	28	2	42	35	117%	7	1
Clinton	3	2	1	6	6	200%	0	0
Columbiana	42	88	7	137	110	116%	27	10
Coshocton	0	2	0	2	2	100%	0	0
Crawford	0	0	0	0	0	-	0	0
Cuyahoga	90	285	7	382	271	93%	111	24
Darke	0	0	0	0	0	-	0	0
Defiance	3	4	0	7	5	125%	2	0
Delaware	0	0	0	0	0	-	0	0
Erie	0	0	0	0	0	-	0	0
Fairfield	3	27	3	33	33	110%	0	0
Fayette	2	3	1	6	3	75%	3	1
Franklin	0	0	0	0	0	-	0	0
Fulton	8	52	2	62	52	96%	10	1
Gallia	6	12	1	19	14	108%	5	1
Geauga	1	0	0	1	1	-	0	0
Greene	4	22	0	26	17	77%	9	6
Guernsey	2	11	0	13	12	109%	1	0
Hamilton	27	632	4	663	508	80%	155	0
Hancock	0	0	0	0	0	-	0	0
Hardin	2	2	1	5	4	133%	1	0
Harrison	1	4	0	5	3	75%	2	1
Henry	9	3	0	12	5	167%	7	0
Highland	0	1	0	1	1	100%	0	0
Hocking	0	0	0	0	0	-	0	0
Holmes	0	1	0	1	1	100%	0	0
Huron	0	0	0	0	0	-	0	0
Jackson	0	0	0	0	0	-	0	0
Jefferson	0	5	1	6	5	83%	1	0
Knox	3	1	0	4	4	400%	0	0
Lake	10	23	1	34	29	121%	5	1
Lawrence	0	0	0	0	0	-	0	0
Licking	3	13	0	16	13	100%	3	3
Logan	0	0	0	0	0	-	0	0

**Courts of Common Pleas – Domestic Relations Division**  
**U.I.F.S.A. Overall Caseloads**  
**2006**

County	Cases Pending January 1	New Filings	Reactivations and Transfers	Total Cases	Total Terminations	Clearance Rate	Cases Pending December 31	Cases Pending Beyond Time Guidelines
Lorain	8	16	0	24	24	150%	0	0
Lucas	0	0	0	0	0	-	0	0
Madison	5	7	2	14	9	100%	5	0
Mahoning	3	22	2	27	25	104%	2	1
Marion	0	0	0	0	0	-	0	0
Medina	3	24	8	35	32	100%	3	0
Meigs	0	5	2	7	6	86%	1	0
Mercer	4	1	0	5	5	500%	0	0
Miami	1	13	0	14	12	92%	2	0
Monroe	0	0	0	0	0	-	0	0
Montgomery	0	0	0	0	0	-	0	0
Morgan	0	0	0	0	0	-	0	0
Morrow	1	1	0	2	1	100%	1	1
Muskingum	2	17	0	19	18	106%	1	0
Noble	0	0	0	0	0	-	0	0
Ottawa	2	2	0	4	4	200%	0	0
Paulding	0	0	0	0	0	-	0	0
Perry	0	0	0	0	0	-	0	0
Pickaway	7	10	0	17	15	150%	2	0
Pike	0	0	0	0	0	-	0	0
Portage	14	27	0	41	34	126%	7	5
Preble	1	0	0	1	1	-	0	0
Putnam	2	4	0	6	6	150%	0	0
Richland	5	13	1	19	11	79%	8	4
Ross	25	52	0	77	45	87%	32	16
Sandusky	0	0	0	0	0	-	0	0
Scioto	6	14	0	20	18	129%	2	1
Seneca	0	6	0	6	5	83%	1	0
Shelby	3	2	0	5	5	250%	0	0
Stark	0	0	0	0	0	-	0	0
Summit	72	127	0	199	131	103%	68	28
Trumbull	28	122	4	154	105	83%	49	19
Tuscarawas	2	10	0	12	9	90%	3	0
Union	1	11	0	12	10	91%	2	0
Van Wert	0	4	0	4	3	75%	1	0
Vinton	0	4	0	4	4	100%	0	0
Warren	4	18	1	23	17	89%	6	1
Washington	0	1	0	1	1	100%	0	0
Wayne	4	33	1	38	33	97%	5	0
Williams	1	11	0	12	12	109%	0	0
Wood	0	0	0	0	0	-	0	0
Wyandot	0	2	0	2	1	50%	1	1
<b>Statewide</b>	<b>473</b>	<b>1,919</b>	<b>54</b>	<b>2,446</b>	<b>1,860</b>	<b>94%</b>	<b>586</b>	<b>138</b>

**Courts of Common Pleas – Domestic Relations Division**  
**U.I.F.S.A. Terminations**  
**2006**

County	Uncontested Judge	Uncontested Magistrate	Trial by Judge	Trial by Magistrate	Voluntary Dismissal	Mediation/Conciliation	Bankruptcy Stay/ Interlocutory Appeal	Transferred Out	Private Judge	Unavailability of Party	Other Terminations	Total Terminations
Adams	0	0	0	0	0	0	0	0	0	0	8	8
Allen	0	1	0	7	3	0	0	0	0	1	0	12
Ashland	0	0	0	0	0	0	0	0	0	0	0	0
Ashtabula	0	2	0	0	0	0	0	0	0	0	2	4
Athens	0	0	0	0	0	0	0	0	0	0	6	6
Auglaize	0	0	0	0	0	0	0	0	0	0	0	0
Belmont	0	26	0	3	7	0	0	0	0	1	8	45
Brown	0	5	0	0	2	0	0	0	0	0	1	8
Butler	0	0	0	0	0	0	0	0	0	0	10	10
Carroll	2	0	0	0	1	0	0	0	0	0	0	3
Champaign	4	0	0	0	0	0	0	0	0	0	0	4
Clark	0	0	4	5	2	0	0	0	0	1	12	24
Clermont	0	0	14	5	2	1	0	0	0	0	13	35
Clinton	0	0	0	3	3	0	0	0	0	0	0	6
Columbiana	5	11	0	6	11	11	0	0	0	6	60	110
Coshocton	0	0	0	0	1	0	0	0	0	0	1	2
Crawford	0	0	0	0	0	0	0	0	0	0	0	0
Cuyahoga	138	83	0	0	45	0	0	2	0	0	3	271
Darke	0	0	0	0	0	0	0	0	0	0	0	0
Defiance	4	0	0	0	0	0	0	0	0	0	1	5
Delaware	0	0	0	0	0	0	0	0	0	0	0	0
Erie	0	0	0	0	0	0	0	0	0	0	0	0
Fairfield	0	6	0	0	0	0	0	0	0	0	27	33
Fayette	0	0	0	2	1	0	0	0	0	0	0	3
Franklin	0	0	0	0	0	0	0	0	0	0	0	0
Fulton	3	8	0	5	3	0	0	0	0	0	33	52
Gallia	0	0	0	5	2	0	0	0	0	0	7	14
Geauga	0	1	0	0	0	0	0	0	0	0	0	1
Greene	16	0	0	1	0	0	0	0	0	0	0	17
Guernsey	0	8	0	3	1	0	0	0	0	0	0	12
Hamilton	0	0	32	299	177	0	0	0	0	0	0	508
Hancock	0	0	0	0	0	0	0	0	0	0	0	0
Hardin	0	0	0	0	3	0	0	0	0	0	1	4
Harrison	3	0	0	0	0	0	0	0	0	0	0	3
Henry	3	1	0	0	0	0	0	0	0	0	1	5
Highland	0	0	0	1	0	0	0	0	0	0	0	1
Hocking	0	0	0	0	0	0	0	0	0	0	0	0
Holmes	0	0	0	0	0	0	0	0	0	1	0	1
Huron	0	0	0	0	0	0	0	0	0	0	0	0
Jackson	0	0	0	0	0	0	0	0	0	0	0	0
Jefferson	0	0	0	1	0	0	0	0	0	0	4	5
Knox	0	1	0	0	0	0	0	0	0	0	3	4
Lake	0	0	0	2	2	0	1	0	0	0	24	29
Lawrence	0	0	0	0	0	0	0	0	0	0	0	0
Licking	0	0	0	9	2	0	0	0	0	0	2	13
Logan	0	0	0	0	0	0	0	0	0	0	0	0
Lorain	16	0	0	0	1	0	0	0	0	0	7	24

**Courts of Common Pleas – Domestic Relations Division**  
**U.I.F.S.A. Terminations**  
**2006**

County	Uncontested Judge	Uncontested Magistrate	Trial by Judge	Trial by Magistrate	Voluntary Dismissal	Mediation/Conciliation	Bankruptcy Stay/ Interlocutory Appeal	Transferred Out	Private Judge	Unavailability of Party	Other Terminations	Total Terminations
Lucas	0	0	0	0	0	0	0	0	0	0	0	0
Madison	0	0	0	1	5	0	0	0	0	0	3	9
Mahoning	0	14	0	4	0	0	0	0	0	0	7	25
Marion	0	0	0	0	0	0	0	0	0	0	0	0
Medina	9	2	0	2	2	0	0	0	0	5	12	32
Meigs	0	0	5	0	1	0	0	0	0	0	0	6
Mercer	0	0	0	5	0	0	0	0	0	0	0	5
Miami	0	2	0	1	1	0	0	1	0	0	7	12
Monroe	0	0	0	0	0	0	0	0	0	0	0	0
Montgomery	0	0	0	0	0	0	0	0	0	0	0	0
Morgan	0	0	0	0	0	0	0	0	0	0	0	0
Morrow	0	0	0	1	0	0	0	0	0	0	0	1
Muskingum	7	3	0	0	3	0	0	0	0	0	5	18
Noble	0	0	0	0	0	0	0	0	0	0	0	0
Ottawa	0	0	0	2	0	0	0	0	0	0	2	4
Paulding	0	0	0	0	0	0	0	0	0	0	0	0
Perry	0	0	0	0	0	0	0	0	0	0	0	0
Pickaway	0	0	1	7	4	0	0	0	0	2	1	15
Pike	0	0	0	0	0	0	0	0	0	0	0	0
Portage	0	3	0	21	3	0	0	0	0	0	7	34
Preble	0	0	0	1	0	0	0	0	0	0	0	1
Putnam	4	0	0	0	2	0	0	0	0	0	0	6
Richland	0	4	0	2	4	0	0	0	0	1	0	11
Ross	6	4	0	5	17	0	0	0	0	0	13	45
Sandusky	0	0	0	0	0	0	0	0	0	0	0	0
Scioto	0	10	0	0	3	0	0	0	0	0	5	18
Seneca	0	1	0	2	1	0	0	0	0	0	1	5
Shelby	0	0	0	2	3	0	0	0	0	0	0	5
Stark	0	0	0	0	0	0	0	0	0	0	0	0
Summit	0	0	1	81	6	0	0	0	0	0	43	131
Trumbull	0	0	13	8	1	0	0	0	0	0	83	105
Tuscarawas	0	0	1	2	0	0	0	0	0	0	6	9
Union	0	0	5	0	3	0	0	0	0	0	2	10
Van Wert	0	1	1	0	1	0	0	0	0	0	0	3
Vinton	2	0	2	0	0	0	0	0	0	0	0	4
Warren	0	0	0	2	0	0	0	0	0	0	15	17
Washington	1	0	0	0	0	0	0	0	0	0	0	1
Wayne	0	2	1	10	0	0	0	1	0	0	19	33
Williams	10	1	0	0	1	0	0	0	0	0	0	12
Wood	0	0	0	0	0	0	0	0	0	0	0	0
Wyandot	1	0	0	0	0	0	0	0	0	0	0	1
Statewide	234	200	80	516	330	12	1	4	0	18	465	1,860



**Courts of Common Pleas – Domestic Relations Division**  
**Parentage Overall Caseloads**  
**2006**

County	Cases Pending January 1	New Filings	Reactivations and Transfers	Total Cases	Total Terminations	Clearance Rate	Cases Pending December 31	Cases Pending Beyond Time Guidelines
Adams	0	0	0	0	0	-	0	0
Allen	10	66	0	76	50	76%	26	0
Ashland	0	0	0	0	0	-	0	0
Ashtabula	0	0	0	0	0	-	0	0
Athens	0	0	0	0	0	-	0	0
Auglaize	0	0	0	0	0	-	0	0
Belmont	0	0	0	0	0	-	0	0
Brown	0	0	0	0	0	-	0	0
Butler	0	0	0	0	0	-	0	0
Carroll	0	0	0	0	0	-	0	0
Champaign	0	1	0	1	1	100%	0	0
Clark	0	0	0	0	0	-	0	0
Clermont	0	0	0	0	0	-	0	0
Clinton	0	0	0	0	0	-	0	0
Columbiana	0	0	0	0	0	-	0	0
Coshocton	0	0	0	0	0	-	0	0
Crawford	0	0	0	0	0	-	0	0
Cuyahoga	99	124	8	231	164	124%	67	2
Darke	0	0	0	0	0	-	0	0
Defiance	0	0	0	0	0	-	0	0
Delaware	0	1	0	1	1	100%	0	0
Erie	0	0	0	0	0	-	0	0
Fairfield	28	158	12	198	154	91%	44	1
Fayette	0	0	1	1	0	0%	1	0
Franklin	0	0	0	0	0	-	0	0
Fulton	0	0	0	0	0	-	0	0
Gallia	0	0	0	0	0	-	0	0
Geauga	0	0	1	1	1	100%	0	0
Greene	0	0	0	0	0	-	0	0
Guernsey	0	0	0	0	0	-	0	0
Hamilton	0	0	0	0	0	-	0	0
Hancock	0	0	0	0	0	-	0	0
Hardin	0	0	2	2	1	50%	1	0
Harrison	0	0	0	0	0	-	0	0
Henry	1	3	0	4	2	67%	2	0
Highland	0	0	0	0	0	-	0	0
Hocking	0	0	0	0	0	-	0	0
Holmes	0	0	0	0	0	-	0	0
Huron	0	0	0	0	0	-	0	0
Jackson	0	0	0	0	0	-	0	0
Jefferson	0	0	0	0	0	-	0	0
Knox	0	0	0	0	0	-	0	0
Lake	0	0	0	0	0	-	0	0
Lawrence	0	0	0	0	0	-	0	0
Licking	69	500	11	580	524	103%	56	3
Logan	0	0	0	0	0	-	0	0

**Courts of Common Pleas – Domestic Relations Division**  
**Parentage Overall Caseloads**  
**2006**

<b>County</b>	<b>Cases Pending January 1</b>	<b>New Filings</b>	<b>Reactivations and Transfers</b>	<b>Total Cases</b>	<b>Total Terminations</b>	<b>Clearance Rate</b>	<b>Cases Pending December 31</b>	<b>Cases Pending Beyond Time Guidelines</b>
Lorain	0	0	0	0	0	-	0	0
Lucas	0	0	0	0	0	-	0	0
Madison	0	0	0	0	0	-	0	0
Mahoning	0	0	0	0	0	-	0	0
Marion	0	0	1	1	1	100%	0	0
Medina	0	0	0	0	0	-	0	0
Meigs	0	0	0	0	0	-	0	0
Mercer	0	0	0	0	0	-	0	0
Miami	0	0	0	0	0	-	0	0
Monroe	0	0	0	0	0	-	0	0
Montgomery	0	0	0	0	0	-	0	0
Morgan	0	0	0	0	0	-	0	0
Morrow	1	0	0	1	0	-	1	1
Muskingum	3	10	3	16	13	100%	3	0
Noble	0	0	0	0	0	-	0	0
Ottawa	0	0	0	0	0	-	0	0
Paulding	0	0	0	0	0	-	0	0
Perry	0	0	0	0	0	-	0	0
Pickaway	0	0	0	0	0	-	0	0
Pike	0	0	0	0	0	-	0	0
Portage	0	0	0	0	0	-	0	0
Preble	0	0	0	0	0	-	0	0
Putnam	0	0	0	0	0	-	0	0
Richland	93	348	16	457	351	96%	106	0
Ross	1	0	2	3	1	50%	2	0
Sandusky	0	0	0	0	0	-	0	0
Scioto	27	38	1	66	54	138%	12	0
Seneca	0	0	1	1	0	0%	1	0
Shelby	0	0	0	0	0	-	0	0
Stark	0	0	0	0	0	-	0	0
Summit	290	281	1	572	462	164%	110	8
Trumbull	0	0	0	0	0	-	0	0
Tuscarawas	0	0	0	0	0	-	0	0
Union	0	0	0	0	0	-	0	0
Van Wert	0	0	0	0	0	-	0	0
Vinton	0	0	0	0	0	-	0	0
Warren	0	0	0	0	0	-	0	0
Washington	0	0	0	0	0	-	0	0
Wayne	0	0	0	0	0	-	0	0
Williams	0	0	0	0	0	-	0	0
Wood	0	0	0	0	0	-	0	0
Wyandot	0	0	0	0	0	-	0	0
<b>Statewide</b>	<b>622</b>	<b>1,530</b>	<b>60</b>	<b>2,212</b>	<b>1,780</b>	<b>112%</b>	<b>432</b>	<b>15</b>

**Courts of Common Pleas – Domestic Relations Division**  
**Parentage Terminations**  
**2006**

County	Uncontested Judge	Uncontested Magistrate	Trial by Judge	Trial by Magistrate	Voluntary Dismissal	Mediation/Conciliation	Bankruptcy Stay/Interlocutory Appeal	Transferred Out	Private Judge	Unavailability of Party	Other Terminations	Total Terminations
Adams	0	0	0	0	0	0	0	0	0	0	0	0
Allen	0	10	0	7	22	0	0	0	0	1	10	50
Ashland	0	0	0	0	0	0	0	0	0	0	0	0
Ashtabula	0	0	0	0	0	0	0	0	0	0	0	0
Athens	0	0	0	0	0	0	0	0	0	0	0	0
Auglaize	0	0	0	0	0	0	0	0	0	0	0	0
Belmont	0	0	0	0	0	0	0	0	0	0	0	0
Brown	0	0	0	0	0	0	0	0	0	0	0	0
Butler	0	0	0	0	0	0	0	0	0	0	0	0
Carroll	0	0	0	0	0	0	0	0	0	0	0	0
Champaign	0	0	0	1	0	0	0	0	0	0	0	1
Clark	0	0	0	0	0	0	0	0	0	0	0	0
Clermont	0	0	0	0	0	0	0	0	0	0	0	0
Clinton	0	0	0	0	0	0	0	0	0	0	0	0
Columbiana	0	0	0	0	0	0	0	0	0	0	0	0
Coshocton	0	0	0	0	0	0	0	0	0	0	0	0
Crawford	0	0	0	0	0	0	0	0	0	0	0	0
Cuyahoga	6	108	0	0	48	0	0	1	0	0	1	164
Darke	0	0	0	0	0	0	0	0	0	0	0	0
Defiance	0	0	0	0	0	0	0	0	0	0	0	0
Delaware	0	0	0	1	0	0	0	0	0	0	0	1
Erie	0	0	0	0	0	0	0	0	0	0	0	0
Fairfield	93	20	0	1	11	0	0	0	0	0	29	154
Fayette	0	0	0	0	0	0	0	0	0	0	0	0
Franklin	0	0	0	0	0	0	0	0	0	0	0	0
Fulton	0	0	0	0	0	0	0	0	0	0	0	0
Gallia	0	0	0	0	0	0	0	0	0	0	0	0
Geauga	0	1	0	0	0	0	0	0	0	0	0	1
Greene	0	0	0	0	0	0	0	0	0	0	0	0
Guernsey	0	0	0	0	0	0	0	0	0	0	0	0
Hamilton	0	0	0	0	0	0	0	0	0	0	0	0
Hancock	0	0	0	0	0	0	0	0	0	0	0	0
Hardin	0	0	0	0	0	0	0	1	0	0	0	1
Harrison	0	0	0	0	0	0	0	0	0	0	0	0
Henry	2	0	0	0	0	0	0	0	0	0	0	2
Highland	0	0	0	0	0	0	0	0	0	0	0	0
Hocking	0	0	0	0	0	0	0	0	0	0	0	0
Holmes	0	0	0	0	0	0	0	0	0	0	0	0
Huron	0	0	0	0	0	0	0	0	0	0	0	0
Jackson	0	0	0	0	0	0	0	0	0	0	0	0
Jefferson	0	0	0	0	0	0	0	0	0	0	0	0
Knox	0	0	0	0	0	0	0	0	0	0	0	0
Lake	0	0	0	0	0	0	0	0	0	0	0	0
Lawrence	0	0	0	0	0	0	0	0	0	0	0	0
Licking	5	440	0	45	29	1	0	0	0	0	4	524
Logan	0	0	0	0	0	0	0	0	0	0	0	0
Lorain	0	0	0	0	0	0	0	0	0	0	0	0

**Courts of Common Pleas – Domestic Relations Division**  
**Parentage Terminations**  
**2006**

County	Uncontested Judge	Uncontested Magistrate	Trial by Judge	Trial by Magistrate	Voluntary Dismissal	Mediation/Conciliation	Bankruptcy Stay/Interlocutory Appeal	Transferred Out	Private Judge	Unavailability of Party	Other Terminations	Total Terminations
Lucas	0	0	0	0	0	0	0	0	0	0	0	0
Madison	0	0	0	0	0	0	0	0	0	0	0	0
Mahoning	0	0	0	0	0	0	0	0	0	0	0	0
Marion	0	0	1	0	0	0	0	0	0	0	0	1
Medina	0	0	0	0	0	0	0	0	0	0	0	0
Meigs	0	0	0	0	0	0	0	0	0	0	0	0
Mercer	0	0	0	0	0	0	0	0	0	0	0	0
Miami	0	0	0	0	0	0	0	0	0	0	0	0
Monroe	0	0	0	0	0	0	0	0	0	0	0	0
Montgomery	0	0	0	0	0	0	0	0	0	0	0	0
Morgan	0	0	0	0	0	0	0	0	0	0	0	0
Morrow	0	0	0	0	0	0	0	0	0	0	0	0
Muskingum	0	1	0	2	7	0	0	0	0	0	3	13
Noble	0	0	0	0	0	0	0	0	0	0	0	0
Ottawa	0	0	0	0	0	0	0	0	0	0	0	0
Paulding	0	0	0	0	0	0	0	0	0	0	0	0
Perry	0	0	0	0	0	0	0	0	0	0	0	0
Pickaway	0	0	0	0	0	0	0	0	0	0	0	0
Pike	0	0	0	0	0	0	0	0	0	0	0	0
Portage	0	0	0	0	0	0	0	0	0	0	0	0
Preble	0	0	0	0	0	0	0	0	0	0	0	0
Putnam	0	0	0	0	0	0	0	0	0	0	0	0
Richland	5	216	1	23	49	0	0	0	0	47	10	351
Ross	1	0	0	0	0	0	0	0	0	0	0	1
Sandusky	0	0	0	0	0	0	0	0	0	0	0	0
Scioto	0	36	0	0	10	3	0	2	0	0	3	54
Seneca	0	0	0	0	0	0	0	0	0	0	0	0
Shelby	0	0	0	0	0	0	0	0	0	0	0	0
Stark	0	0	0	0	0	0	0	0	0	0	0	0
Summit	2	77	0	181	30	0	0	2	0	7	163	462
Trumbull	0	0	0	0	0	0	0	0	0	0	0	0
Tuscarawas	0	0	0	0	0	0	0	0	0	0	0	0
Union	0	0	0	0	0	0	0	0	0	0	0	0
Van Wert	0	0	0	0	0	0	0	0	0	0	0	0
Vinton	0	0	0	0	0	0	0	0	0	0	0	0
Warren	0	0	0	0	0	0	0	0	0	0	0	0
Washington	0	0	0	0	0	0	0	0	0	0	0	0
Wayne	0	0	0	0	0	0	0	0	0	0	0	0
Williams	0	0	0	0	0	0	0	0	0	0	0	0
Wood	0	0	0	0	0	0	0	0	0	0	0	0
Wyandot	0	0	0	0	0	0	0	0	0	0	0	0
Statewide	114	909	2	261	206	4	0	6	0	55	223	1,780

**Courts of Common Pleas – Domestic Relations Division**  
**All Others Overall Caseloads**  
**2006**

County	Cases Pending January 1	New Filings	Reactivations and Transfers	Total Cases	Total Terminations	Clearance Rate	Cases Pending December 31	Cases Pending Beyond Time Guidelines
Adams	3	1	9	13	11	110%	2	0
Allen	15	0	71	86	66	93%	20	2
Ashland	4	3	37	44	33	83%	11	3
Ashtabula	14	0	33	47	23	70%	24	10
Athens	4	3	5	12	10	125%	2	1
Auglaize	21	1	114	136	119	103%	17	1
Belmont	1	4	2	7	7	117%	0	0
Brown	0	0	0	0	0	-	0	0
Butler	400	0	2,793	3,193	2,756	99%	437	13
Carroll	0	6	0	6	4	67%	2	0
Champaign	35	112	0	147	122	109%	25	7
Clark	0	0	3	3	3	100%	0	0
Clermont	43	5	153	201	173	109%	28	2
Clinton	21	6	29	56	37	106%	19	4
Columbiana	0	1	0	1	1	100%	0	0
Coshocton	4	0	14	18	11	79%	7	1
Crawford	10	0	10	20	14	140%	6	0
Cuyahoga	9	26	0	35	27	104%	8	2
Darke	9	15	0	24	21	140%	3	0
Defiance	3	12	0	15	13	108%	2	0
Delaware	10	2	32	44	29	85%	15	5
Erie	11	0	16	27	14	88%	13	2
Fairfield	33	1	266	300	263	99%	37	11
Fayette	11	1	17	29	24	133%	5	0
Franklin	263	0	566	829	523	92%	306	165
Fulton	2	6	6	14	8	67%	6	1
Gallia	10	5	15	30	22	110%	8	1
Geauga	8	5	18	31	23	100%	8	2
Greene	32	1	90	123	84	92%	39	8
Guernsey	4	2	57	63	52	88%	11	0
Hamilton	377	330	1,420	2,127	1,343	77%	784	0
Hancock	37	11	88	136	88	89%	48	22
Hardin	3	2	12	17	16	114%	1	0
Harrison	6	0	9	15	8	89%	7	4
Henry	28	2	0	30	15	750%	15	0
Highland	17	9	35	61	46	105%	15	3
Hocking	6	0	11	17	13	118%	4	0
Holmes	5	31	1	37	30	94%	7	0
Huron	5	1	19	25	24	120%	1	1
Jackson	5	1	11	17	6	50%	11	6
Jefferson	2	2	31	35	31	94%	4	0
Knox	6	3	19	28	22	100%	6	1
Lake	85	17	288	390	296	97%	94	10
Lawrence	26	27	42	95	70	101%	25	5
Licking	25	31	91	147	105	86%	42	2
Logan	19	0	26	45	28	108%	17	5

**Courts of Common Pleas – Domestic Relations Division**  
**All Others Overall Caseloads**  
**2006**

County	Cases Pending January 1	New Filings	Reactivations and Transfers	Total Cases	Total Terminations	Clearance Rate	Cases Pending December 31	Cases Pending Beyond Time Guidelines
Lorain	58	141	96	295	225	95%	70	6
Lucas	173	2	555	730	502	90%	228	99
Madison	7	15	4	26	17	89%	9	0
Mahoning	35	0	94	129	115	122%	14	0
Marion	16	0	40	56	47	118%	9	2
Medina	43	0	147	190	145	99%	45	11
Meigs	6	2	19	27	23	110%	4	0
Mercer	2	0	24	26	22	92%	4	0
Miami	7	2	115	124	108	92%	16	0
Monroe	5	1	18	24	18	95%	6	3
Montgomery	78	0	446	524	399	89%	125	13
Morgan	4	7	11	22	19	106%	3	0
Morrow	2	2	8	12	7	70%	5	1
Muskingum	26	0	89	115	100	112%	15	1
Noble	3	2	12	17	11	79%	6	1
Ottawa	5	5	1	11	9	150%	2	0
Paulding	1	0	11	12	9	82%	3	0
Perry	0	12	0	12	10	83%	2	0
Pickaway	0	6	0	6	4	67%	2	0
Pike	5	1	15	21	8	50%	13	5
Portage	19	0	121	140	102	84%	38	11
Preble	13	17	0	30	25	147%	5	2
Putnam	6	14	20	40	31	91%	9	3
Richland	190	0	658	848	586	89%	262	12
Ross	29	4	23	56	27	100%	29	23
Sandusky	46	75	22	143	108	111%	35	10
Scioto	37	133	37	207	160	94%	47	5
Seneca	12	0	56	68	58	104%	10	4
Shelby	9	0	28	37	29	104%	8	2
Stark	117	0	996	1,113	1,015	102%	98	8
Summit	212	40	439	691	556	116%	135	24
Trumbull	62	2	191	255	168	87%	87	33
Tuscarawas	43	1	125	169	138	110%	31	3
Union	1	1	15	17	12	75%	5	0
Van Wert	3	0	11	14	12	109%	2	0
Vinton	2	0	4	6	3	75%	3	0
Warren	58	1	188	247	194	103%	53	6
Washington	13	64	0	77	66	103%	11	1
Wayne	14	17	18	49	36	103%	13	3
Williams	7	1	14	22	19	127%	3	0
Wood	26	4	68	98	64	89%	34	10
Wyandot	0	1	0	1	0	0%	1	0
<b>Statewide</b>	<b>3,027</b>	<b>1,258</b>	<b>11,198</b>	<b>15,483</b>	<b>11,841</b>	<b>95%</b>	<b>3,642</b>	<b>602</b>

**Courts of Common Pleas – Domestic Relations Division**  
**All Others Terminations**  
**2006**

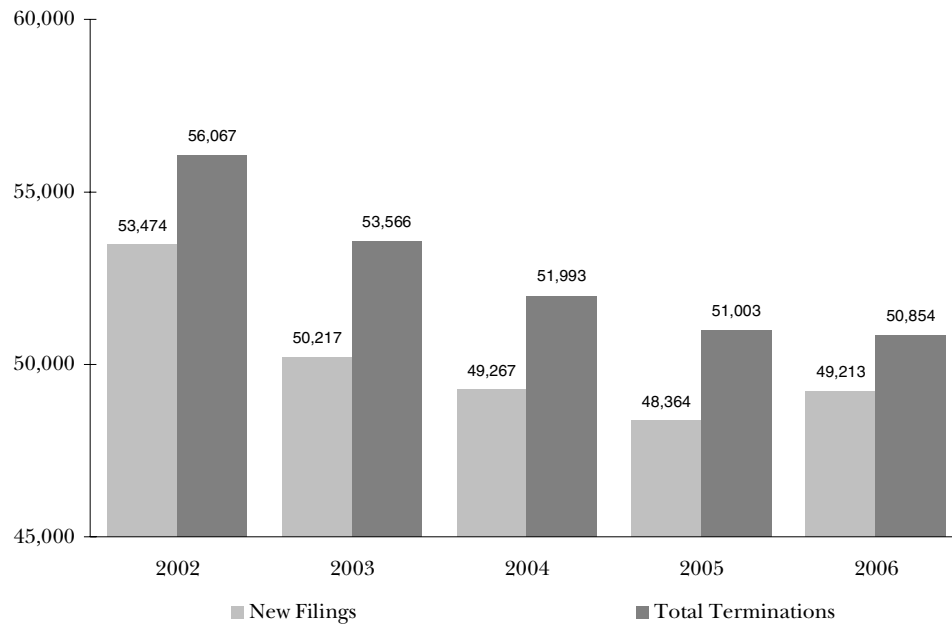
County	Uncontested Judge	Uncontested Magistrate	Trial by Judge	Trial by Magistrate	Voluntary Dismissal	Mediation/Conciliation	Bankruptcy Stay/ Interlocutory Appeal	Transferred Out	Private Judge	Unavailability of Party	Other Terminations	Total Terminations
Adams	1	3	0	5	0	0	0	0	0	0	2	11
Allen	3	11	2	13	13	0	0	0	0	0	24	66
Ashland	13	4	0	9	6	0	0	0	0	0	1	33
Ashtabula	9	1	0	3	6	0	0	0	0	0	4	23
Athens	0	0	1	3	3	0	0	1	0	0	2	10
Auglaize	44	0	16	0	9	0	0	0	0	14	36	119
Belmont	0	3	0	1	3	0	0	0	0	0	0	7
Brown	0	0	0	0	0	0	0	0	0	0	0	0
Butler	14	132	183	608	363	0	13	0	0	271	1,172	2,756
Carroll	3	0	0	0	1	0	0	0	0	0	0	4
Champaign	16	69	1	20	7	2	0	0	0	3	4	122
Clark	0	0	0	1	1	0	0	0	0	1	0	3
Clermont	0	0	12	142	10	3	3	0	0	1	2	173
Clinton	0	0	0	24	9	0	1	2	0	0	1	37
Columbiana	0	0	0	0	0	0	0	0	0	0	1	1
Coshocton	0	0	0	1	0	0	0	0	0	0	10	11
Crawford	0	3	0	4	1	1	1	1	0	0	3	14
Cuyahoga	7	7	0	0	10	0	0	0	0	0	3	27
Darke	4	0	2	7	7	0	0	1	0	0	0	21
Defiance	9	0	1	1	1	0	0	1	0	0	0	13
Delaware	0	5	0	15	4	0	0	0	0	0	5	29
Erie	0	7	0	0	2	0	0	0	0	1	4	14
Fairfield	58	33	21	16	20	1	0	0	0	1	113	263
Fayette	2	5	1	12	2	0	0	0	0	0	2	24
Franklin	120	30	40	24	145	0	2	0	0	15	147	523
Fulton	3	0	2	0	2	0	0	0	0	0	1	8
Gallia	1	0	0	11	5	0	1	0	0	0	4	22
Geauga	1	9	1	3	4	2	0	1	0	0	2	23
Greene	14	13	13	24	18	0	1	0	0	0	1	84
Guernsey	14	9	1	15	3	1	2	0	0	1	6	52
Hamilton	0	0	498	845	0	0	0	0	0	0	0	1,343
Hancock	0	44	4	22	16	0	0	0	0	0	2	88
Hardin	0	0	0	0	3	0	1	0	0	0	12	16
Harrison	2	0	6	0	0	0	0	0	0	0	0	8
Henry	1	0	0	0	3	0	0	0	0	0	11	15
Highland	0	0	0	29	7	0	0	0	0	1	9	46
Hocking	0	0	1	11	1	0	0	0	0	0	0	13
Holmes	1	2	6	7	6	0	0	0	0	2	6	30
Huron	0	0	0	13	5	0	0	0	0	0	6	24
Jackson	0	5	0	0	0	0	0	0	0	0	1	6
Jefferson	13	0	2	1	1	0	0	2	0	0	12	31
Knox	0	1	0	0	2	0	0	0	0	0	19	22
Lake	1	0	17	105	61	4	8	1	0	0	99	296
Lawrence	31	12	0	0	8	0	0	1	0	0	18	70
Licking	3	13	7	64	11	0	0	2	0	3	2	105
Logan	5	11	5	1	4	0	0	1	0	0	1	28
Lorain	89	26	1	3	27	0	2	2	0	3	72	225

**Courts of Common Pleas – Domestic Relations Division**  
**All Others Terminations**  
**2006**

County	Uncontested Judge	Uncontested Magistrate	Trial by Judge	Trial by Magistrate	Voluntary Dismissal	Mediation/Conciliation	Bankruptcy Stay/Interlocutory Appeal	Transferred Out	Private Judge	Unavailability of Party	Other Terminations	Total Terminations
Lucas	2	120	0	199	60	0	0	0	0	0	121	502
Madison	2	0	0	9	4	0	0	1	0	0	1	17
Mahoning	3	58	0	51	1	0	0	0	1	0	1	115
Marion	26	0	6	2	9	0	0	0	0	1	3	47
Medina	6	22	10	71	13	3	0	2	0	12	6	145
Meigs	1	0	20	0	1	0	0	0	0	0	1	23
Mercer	1	2	2	12	4	0	0	0	0	0	1	22
Miami	0	6	0	26	14	0	0	16	0	0	46	108
Monroe	1	0	1	0	3	0	0	0	0	0	13	18
Montgomery	5	197	82	47	29	1	1	1	0	1	35	399
Morgan	4	0	10	0	2	0	0	0	0	1	2	19
Morrow	1	0	0	5	1	0	0	0	0	0	0	7
Muskingum	48	10	6	17	11	0	1	2	0	0	5	100
Noble	0	0	4	0	3	0	0	0	0	0	4	11
Ottawa	0	0	0	3	3	0	0	0	0	0	3	9
Paulding	3	0	2	0	2	0	0	1	0	0	1	9
Perry	0	0	0	4	2	0	1	0	0	0	3	10
Pickaway	0	0	1	1	2	0	0	0	0	0	0	4
Pike	4	0	2	0	2	0	0	0	0	0	0	8
Portage	3	1	22	20	7	0	0	0	0	0	49	102
Preble	0	0	4	13	5	0	0	0	0	1	2	25
Putnam	12	0	0	0	9	0	0	0	0	0	10	31
Richland	30	265	3	16	120	0	0	0	0	81	71	586
Ross	3	5	0	9	6	0	0	0	0	0	4	27
Sandusky	0	0	1	1	3	0	0	0	1	1	101	108
Scioto	5	76	1	14	43	2	1	1	0	3	14	160
Seneca	3	18	1	8	15	0	0	1	0	0	12	58
Shelby	0	12	0	11	6	0	0	0	0	0	0	29
Stark	0	0	84	88	20	0	7	0	0	0	816	1,015
Summit	8	47	10	253	22	0	1	1	0	3	211	556
Trumbull	0	0	14	1	1	0	0	1	0	1	150	168
Tuscarawas	0	14	14	59	20	3	2	0	0	1	25	138
Union	0	0	8	0	2	0	0	0	0	0	2	12
Van Wert	0	8	0	0	4	0	0	0	0	0	0	12
Vinton	0	0	3	0	0	0	0	0	0	0	0	3
Warren	2	0	5	141	16	0	3	0	0	2	25	194
Washington	11	0	13	0	9	0	0	1	0	1	31	66
Wayne	2	2	0	17	3	0	0	1	0	0	11	36
Williams	4	11	0	0	4	0	0	0	0	0	0	19
Wood	4	31	0	7	5	0	0	1	0	0	16	64
Wyandot	0	0	0	0	0	0	0	0	0	0	0	0
Statewide	676	1,363	1,173	3,168	1,296	23	52	46	2	426	3,616	11,841



**Courts of Common Pleas - Domestic Relations Division**  
**Marriage Terminations and Dissolutions**  
**2002 - 2006**



# Courts of Common Pleas Probate Division



Hardin County Courthouse ■ Kenton

**Courts of Common Pleas – Probate Division**  
 Composite Report for the Entire State  
 2006

	Cases Pending January 1	Cases Filed	Cases Closed	Cases Pending December 31
Decedent's Estates	61,874	58,922	58,957	61,839
Guardianships of Minors	21,471	3,551	4,410	20,612
Guardianships of Incompetents	37,230	6,646	5,767	38,109
Emergency, Limited and Interim Guardianships	<b>X</b>	<b>X</b>	827	<b>X</b>
Conservatorships	320	96	121	295
Testamentary Trusts	10,278	571	1,003	9,846
Civil Actions	2,722	2,704	2,783	2,643
Adoptions	1,855	5,323	5,392	1,786
Mental Illness and Mental Retardation	2,395	5,139	5,537	1,991
Minors' Settlements	2,365	1,836	1,901	2,300
Wrongful Death	343	455	381	417
Delayed Registration and Correction of Birth	<b>X</b>	1,217	1,175	<b>X</b>
Change of Name	<b>X</b>	5,151	5,172	<b>X</b>
<b>Totals</b>	<b>140,853</b>	<b>91,611</b>	<b>93,426</b>	<b>139,838</b>

Marriage Applications Granted During Year	74,570	<b>X</b>	<b>X</b>	<b>X</b>
---	--------	----------	----------	----------

Note: "X" indicates data not applicable

**Courts of Common Pleas – Probate Division**  
**Overall Caseloads**  
**2006**

County	Judges	----- Population -----		----- New Filings -----			----- Terminations -----			Clearance Rate
		Total	Per Judge	Total	Per Judge	Per 1,000 Population	Total	Per Judge	Per 1,000 Population	
The judges of the following counties have probate division jurisdiction exclusively										
Butler	1	332,807	332,807	2,036	2,036	6	2,105	2,105	6	103%
Clark	1	144,742	144,742	1,200	1,200	8	1,659	1,659	12	138%
Cuyahoga	2	1,393,978	696,989	12,866	6,433	9	12,349	6,175	9	96%
Franklin	1	1,068,978	1,068,978	8,879	8,879	8	9,084	9,084	9	102%
Greene	1	147,886	147,886	1,224	1,224	8	1,183	1,183	8	97%
Hamilton	1	845,303	845,303	6,829	6,829	8	6,771	6,771	8	99%
Lake	1	227,511	227,511	1,905	1,905	8	2,264	2,264	10	119%
Lucas	1	455,054	455,054	3,592	3,592	8	3,463	3,463	8	96%
Mahoning	1	257,555	257,555	2,156	2,156	8	2,279	2,279	9	106%
Montgomery	1	559,062	559,062	3,809	3,809	7	4,661	4,661	8	122%
Richland	1	128,852	128,852	925	925	7	1,016	1,016	8	110%
Stark	1	378,098	378,098	3,064	3,064	8	3,268	3,268	9	107%
Summit	1	542,899	542,899	4,365	4,365	8	4,518	4,518	8	104%
Trumbull	1	225,116	225,116	2,126	2,126	9	2,072	2,072	9	97%
The judges of the following counties also have juvenile division jurisdiction										
Allen	1	108,473	108,473	1,007	1,007	9	1,066	1,066	10	106%
Ashland	1	52,523	52,523	387	387	7	390	390	8	101%
Ashtabula	1	102,728	102,728	883	883	9	872	872	9	99%
Athens	1	62,223	62,223	454	454	7	492	492	8	108%
Belmont	1	70,226	70,226	746	746	11	730	730	10	98%
Brown	1	42,285	42,285	541	541	13	509	509	12	94%
Carroll	1	28,836	28,836	183	183	7	192	192	7	105%
Champaign	1	38,890	38,890	315	315	8	359	359	9	114%
Clermont	1	177,977	177,977	1,142	1,142	6	1,106	1,106	6	97%
Clinton	1	40,543	40,543	327	327	8	348	348	9	106%
Columbiana	1	112,075	112,075	790	790	7	774	774	7	98%
Coshocton	1	36,655	36,655	327	327	9	316	316	9	97%
Crawford	1	46,966	46,966	383	383	8	395	395	9	103%
Darke	1	53,309	53,309	536	536	10	555	555	10	104%
Defiance	1	39,500	39,500	403	403	10	411	411	11	102%
Delaware	1	109,989	109,989	668	668	6	701	701	6	105%
Fairfield	1	122,759	122,759	849	849	7	833	833	7	98%
Fayette	1	28,433	28,433	263	263	9	280	280	10	106%
Fulton	1	42,084	42,084	355	355	8	365	365	9	103%
Gallia	1	31,069	31,069	291	291	9	269	269	9	92%
Geauga	1	90,895	90,895	568	568	6	563	563	6	99%
Guernsey	1	40,792	40,792	394	394	10	404	404	10	103%
Hancock	1	71,295	71,295	654	654	9	532	532	7	81%
Hardin	1	31,945	31,945	306	306	10	292	292	9	95%
Harrison	1	15,856	15,856	122	122	8	114	114	8	93%
Highland	1	40,875	40,875	442	442	11	453	453	11	102%
Hocking	1	28,241	28,241	229	229	8	277	277	10	121%
Holmes	1	38,943	38,943	204	204	5	211	211	6	103%
Huron	1	59,487	59,487	476	476	8	494	494	8	104%
Jackson	1	32,641	32,641	262	262	8	192	192	6	73%
Jefferson	1	73,894	73,894	653	653	9	689	689	9	106%
Knox	1	54,500	54,500	421	421	8	420	420	8	100%
Lawrence	1	62,319	62,319	622	622	10	649	649	10	104%

**Courts of Common Pleas – Probate Division**  
**Overall Caseloads**  
**2006**

County	Judges	----- Population -----		----- New Filings -----			----- Terminations -----			Clearance Rate
		Total	Per Judge	Total	Per Judge	Per 1,000 Population	Total	Per Judge	Per 1,000 Population	
Licking	1	145,491	145,491	1,090	1,090	8	1,095	1,095	8	100%
Madison	1	40,213	40,213	290	290	7	257	257	6	89%
Medina	1	151,095	151,095	958	958	6	951	951	6	99%
Meigs	1	23,072	23,072	187	187	8	111	111	5	59%
Mercer	1	40,924	40,924	327	327	8	334	334	8	102%
Miami	1	98,868	98,868	815	815	8	765	765	8	94%
Monroe	1	15,180	15,180	152	152	10	171	171	11	113%
Muskingum	1	84,585	84,585	717	717	9	732	732	9	102%
Ottawa	1	40,985	40,985	435	435	11	432	432	11	99%
Paulding	1	20,293	20,293	207	207	10	182	182	9	88%
Perry	1	34,078	34,078	299	299	9	271	271	8	91%
Pickaway	1	52,727	52,727	360	360	7	405	405	8	113%
Pike	1	27,695	27,695	147	147	5	107	107	4	73%
Portage	1	152,061	152,061	842	842	6	820	820	5	97%
Preble	1	42,337	42,337	305	305	7	314	314	7	103%
Putnam	1	34,726	34,726	290	290	9	278	278	8	96%
Ross	1	73,345	73,345	634	634	9	620	620	8	98%
Sandusky	1	61,792	61,792	536	536	9	569	569	9	106%
Scioto	1	79,195	79,195	665	665	8	697	697	9	105%
Seneca	1	58,683	58,683	622	622	11	605	605	10	97%
Shelby	1	47,910	47,910	402	402	9	423	423	9	105%
Tuscarawas	1	90,914	90,914	625	625	7	644	644	7	103%
Union	1	40,909	40,909	279	279	7	270	270	7	97%
Van Wert	1	29,659	29,659	271	271	9	290	290	10	107%
Vinton	1	12,806	12,806	99	99	8	90	90	8	91%
Warren	1	158,383	158,383	1,002	1,002	6	934	934	6	93%
Washington	1	63,251	63,251	518	518	8	525	525	8	101%
Wayne	1	111,564	111,564	839	839	8	785	785	7	94%
Williams	1	39,188	39,188	368	368	9	372	372	10	101%
Wood	1	121,065	121,065	803	803	7	748	748	6	93%
The judges of the following counties also have domestic relations and juvenile division jurisdiction										
Auglaize	1	46,611	46,611	359	359	8	355	355	8	99%
Logan	2	46,005	23,003	497	249	11	713	357	16	143%
Marion	2	66,217	33,109	566	283	9	609	305	9	108%
The judge of the following county also has general division jurisdiction										
Henry	1	29,210	29,210	242	242	8	229	229	8	95%
The judges of the following counties also have general, domestic relations, and juvenile division jurisdiction										
Adams	1	27,330	27,330	226	226	8	152	152	6	67%
Morgan	1	14,897	14,897	149	149	11	130	130	9	87%
Morrow	2	31,628	15,814	239	120	8	276	138	9	115%
Noble	1	14,058	14,058	88	88	6	84	84	6	95%
Wyandot	1	22,908	22,908	192	192	9	234	234	11	122%
The judges of the following county have split jurisdiction: 1 judge has probate division jurisdiction only; 3 judges have domestic relations, juvenile, and probate division jurisdiction										
Lorain	4	284,664	71,166	2,148	537	8	2,190	548	8	102%
The judges of the following county have split jurisdiction: 1 judge has probate division jurisdiction only; 2 judges have general, domestic relations, and probate division jurisdiction										
Erie	3	79,551	26,517	642	214	8	712	237	9	111%
Statewide	97	11,353,140	117,043	91,611	944	8	93,426	963	9	102%

All population figures based on 2000 U.S. Census

**Courts of Common Pleas – Probate Division**  
Decedents' Estates and Wrongful Death Overall Caseloads  
2006

County	----- Decedent's Estates -----				----- Wrongful Death -----			
	Cases Pending January 1	Cases Filed	Cases Closed	Cases Pending December 31	Cases Pending January 1	Cases Filed	Cases Closed	Cases Pending December 31
Adams	155	132	70	217	0	0	0	0
Allen	571	661	659	573	0	0	0	0
Ashland	320	282	300	302	0	0	0	0
Ashtabula	618	661	622	657	0	0	0	0
Athens	118	214	210	122	23	10	12	21
Auglaize	201	285	263	223	0	0	0	0
Belmont	512	558	563	507	0	0	0	0
Brown	228	242	215	255	0	0	0	0
Butler	1,350	1,310	1,226	1,434	0	0	0	0
Carroll	209	132	152	189	0	0	0	0
Champaign	157	230	259	128	0	0	0	0
Clark	618	768	868	518	0	0	0	0
Clermont	371	715	687	399	0	0	0	0
Clinton	208	209	213	204	0	0	0	0
Columbiana	576	600	603	573	0	0	0	0
Coshocton	165	206	197	174	0	0	0	0
Crawford	304	304	304	304	0	0	0	0
Cuyahoga	16,388	7,583	6,894	17,077	0	0	0	0
Darke	403	417	424	396	0	0	0	0
Defiance	167	284	287	164	0	4	2	2
Delaware	274	415	428	261	0	4	0	4
Erie	509	446	495	460	0	0	0	0
Fairfield	371	539	522	388	8	8	6	10
Fayette	111	174	183	102	7	0	1	6
Franklin	3,406	5,042	5,220	3,228	0	0	0	0
Fulton	203	256	247	212	0	0	0	0
Gallia	241	168	147	262	0	0	0	0
Geauga	281	384	378	287	0	0	0	0
Greene	1,246	754	756	1,244	0	5	5	0
Guernsey	176	191	194	173	2	3	2	3
Hamilton	2,605	4,290	4,251	2,644	0	0	0	0
Hancock	482	465	395	552	7	5	2	10
Hardin	165	208	173	200	5	4	9	0
Harrison	80	103	97	86	0	0	0	0
Henry	236	186	177	245	0	0	0	0
Highland	645	279	292	632	0	0	0	0
Hocking	80	146	157	69	4	2	2	4
Holmes	81	101	120	62	1	3	2	2
Huron	461	335	357	439	33	15	11	37
Jackson	416	166	147	435	10	9	4	15
Jefferson	513	501	509	505	0	0	0	0
Knox	173	302	300	175	0	0	0	0
Lake	1,223	1,200	1,363	1,060	7	34	7	34
Lawrence	342	369	365	346	39	22	18	43
Licking	392	694	699	387	32	22	13	41
Logan	365	372	474	263	0	0	0	0
Lorain	1,197	1,476	1,500	1,173	0	0	0	0
Lucas	1,849	2,240	2,172	1,917	0	0	0	0

**Courts of Common Pleas – Probate Division**  
Decedents' Estates and Wrongful Death Overall Caseloads  
2006

County	----- Decedent's Estates -----				----- Wrongful Death -----			
	Cases Pending January 1	Cases Filed	Cases Closed	Cases Pending December 31	Cases Pending January 1	Cases Filed	Cases Closed	Cases Pending December 31
Madison	195	194	183	206	0	1	0	1
Mahoning	2,569	1,448	1,492	2,525	0	0	0	0
Marion	310	425	427	308	0	11	11	0
Medina	470	570	572	468	48	27	29	46
Meigs	112	124	73	163	4	2	2	4
Mercer	182	242	260	164	0	0	0	0
Miami	350	562	524	388	14	9	4	19
Monroe	125	118	130	113	0	0	0	0
Montgomery	2,137	2,715	3,052	1,800	0	0	0	0
Morgan	186	103	84	205	0	0	0	0
Morrow	261	175	222	214	13	5	4	14
Muskingum	414	446	452	408	0	0	0	0
Noble	58	65	66	57	0	0	0	0
Ottawa	242	349	337	254	0	0	0	0
Paulding	90	147	139	98	0	0	0	0
Perry	115	205	205	115	2	4	1	5
Pickaway	192	248	270	170	4	5	8	1
Pike	164	96	68	192	30	2	2	30
Portage	630	570	556	644	27	21	7	41
Preble	191	232	220	203	0	0	0	0
Putnam	120	210	208	122	0	0	0	0
Richland	585	618	718	485	0	0	0	0
Ross	215	432	426	221	0	0	0	0
Sandusky	537	416	451	502	0	0	0	0
Scioto	520	428	360	588	0	0	0	0
Seneca	274	447	420	301	2	10	11	1
Shelby	146	312	308	150	0	0	0	0
Stark	1,733	1,841	2,032	1,542	0	0	0	0
Summit	2,736	2,685	2,799	2,622	0	0	0	0
Trumbull	1,540	1,374	1,300	1,614	13	189	188	14
Tuscarawas	412	431	453	390	0	13	13	0
Union	127	184	175	136	1	0	1	0
Van Wert	210	218	223	205	0	0	0	0
Vinton	78	63	60	81	3	4	1	6
Warren	448	617	586	479	0	0	0	0
Washington	254	380	366	268	0	0	0	0
Wayne	406	627	596	437	0	0	0	0
Williams	200	284	289	195	0	0	0	0
Wood	422	579	540	461	0	0	0	0
Wyandot	156	147	181	122	4	2	3	3
Statewide	61,874	58,922	58,957	61,839	343	455	381	417

**Courts of Common Pleas – Probate Division**  
**Guardianships Overall Caseloads**  
**2006**

County	----- Minors -----				----- Incompetents -----				Emergency, Limited, and Interim Appointments
	Cases Pending Jan. 1	Cases Filed	Cases Closed	Cases Pending Dec. 31	Cases Pending Jan. 1	Cases Filed	Cases Closed	Cases Pending Dec. 31	
Adams	50	8	5	53	104	21	18	107	16
Allen	485	47	85	447	540	101	58	583	42
Ashland	113	11	10	114	151	12	8	155	0
Ashtabula	115	11	12	114	412	50	52	410	6
Athens	52	8	12	48	157	31	23	165	23
Auglaize	65	9	12	62	85	7	6	86	1
Belmont	55	11	5	61	259	26	30	255	9
Brown	84	22	21	85	179	205	208	176	0
Butler	292	67	68	291	729	127	125	731	145
Carroll	47	4	4	47	126	12	11	127	0
Champaign	57	5	12	50	100	23	21	102	3
Clark	803	82	407	478	563	121	129	555	31
Clermont	106	25	20	111	615	80	60	635	19
Clinton	101	11	23	89	86	22	14	94	0
Columbiana	90	15	12	93	336	60	41	355	0
Coshocton	62	16	13	65	126	25	21	130	3
Crawford	80	13	12	81	134	18	18	134	4
Cuyahoga	5,602	652	949	5,305	7,118	1,424	1,063	7,479	0
Darke	120	18	25	113	126	34	27	133	3
Defiance	104	12	12	104	165	24	25	164	11
Delaware	126	37	30	133	164	52	35	181	13
Erie	94	10	17	87	339	66	48	357	20
Fairfield	88	6	8	86	340	67	57	350	5
Fayette	42	11	7	46	98	16	27	87	10
Franklin	3,372	633	782	3,223	2,976	594	471	3,099	12
Fulton	71	5	21	55	79	16	14	81	2
Gallia	46	5	4	47	255	27	10	272	7
Geauga	130	26	27	129	203	31	20	214	8
Greene	300	25	28	297	452	79	51	480	0
Guernsey	34	5	6	33	228	57	34	251	24
Hamilton	1,490	207	174	1,523	1,628	392	218	1,802	4
Hancock	40	9	10	39	327	54	28	353	16
Hardin	28	2	2	28	101	15	10	106	8
Harrison	5	1	0	6	29	4	3	30	2
Henry	49	4	2	51	86	2	5	83	0
Highland	185	44	51	178	150	21	18	153	3
Hocking	18	3	4	17	89	30	32	87	28
Holmes	21	2	4	19	123	39	27	135	0
Huron	72	20	10	82	173	25	26	172	8
Jackson	61	13	4	70	126	18	21	123	0
Jefferson	47	9	12	44	302	48	53	297	9
Knox	37	3	6	34	194	38	29	203	4
Lake	364	313	148	529	805	136	348	593	20
Lawrence	224	40	58	206	237	28	27	238	5
Licking	103	15	26	92	389	92	65	416	22
Logan	92	12	39	65	109	9	54	64	10
Lorain	788	157	175	770	638	126	106	658	19
Lucas	316	42	45	313	1,553	211	201	1,563	9



**Courts of Common Pleas – Probate Division**  
**Guardianships Overall Caseloads**  
**2006**

County	----- Minors -----				----- Incompetents -----				Emergency, Limited, and Interim Appointments
	Cases Pending Jan. 1	Cases Filed	Cases Closed	Cases Pending Dec. 31	Cases Pending Jan. 1	Cases Filed	Cases Closed	Cases Pending Dec. 31	
Madison	68	22	7	83	91	11	8	94	0
Mahoning	327	41	52	316	1,153	123	102	1,174	3
Marion	62	2	18	46	254	28	40	242	5
Medina	307	64	80	291	413	54	43	424	8
Meigs	15	8	2	21	28	22	4	46	3
Mercer	55	11	10	56	86	12	8	90	4
Miami	162	51	37	176	246	30	28	248	20
Monroe	32	6	10	28	24	3	4	23	0
Montgomery	531	111	149	493	1,406	214	334	1,286	3
Morgan	84	6	11	79	97	6	6	97	2
Morrow	46	4	0	50	172	8	11	169	3
Muskingum	84	11	20	75	348	65	43	370	25
Noble	15	0	3	12	18	5	4	19	1
Ottawa	53	7	7	53	156	26	25	157	6
Paulding	31	7	2	36	53	12	5	60	4
Perry	37	8	8	37	130	26	11	145	1
Pickaway	87	17	14	90	86	21	18	89	6
Pike	47	7	1	53	123	14	8	129	2
Portage	126	12	24	114	343	46	33	356	2
Preble	56	9	11	54	139	15	14	140	4
Putnam	88	14	17	85	124	17	12	129	0
Richland	112	23	12	123	544	70	55	559	7
Ross	133	17	16	134	192	34	28	198	4
Sandusky	79	12	11	80	179	40	14	205	0
Scioto	81	5	13	73	253	57	73	237	90
Seneca	84	9	8	85	324	34	37	321	7
Shelby	67	6	12	61	101	6	10	97	13
Stark	150	43	42	151	1,425	211	208	1,428	1
Summit	570	105	176	499	1,768	360	256	1,872	0
Trumbull	317	49	69	297	789	90	104	775	0
Tuscarawas	96	22	15	103	233	30	27	236	2
Union	37	10	8	39	70	16	11	75	3
Van Wert	57	7	12	52	112	8	8	112	2
Vinton	25	3	2	26	59	6	4	61	2
Warren	267	58	49	276	498	73	58	513	0
Washington	45	1	11	35	159	27	24	162	3
Wayne	117	26	30	113	345	41	34	352	0
Williams	80	14	9	85	102	12	14	100	1
Wood	72	14	8	78	228	50	37	241	6
Wyandot	43	3	5	41	55	7	8	54	0
Statewide	21,471	3,551	4,410	20,612	37,230	6,646	5,767	38,109	827

**Courts of Common Pleas – Probate Division**  
 Conservatorships, Testamentary Trusts, and Civil Actions Overall Caseloads  
 2006

County	----- Conservatorships -----				----- Testamentary Trusts -----				----- Civil Actions -----			
	Cases Pending Jan. 1	Cases Filed	Cases Closed	Cases Pending Dec. 31	Cases Pending Jan. 1	Cases Filed	Cases Closed	Cases Pending Dec. 31	Cases Pending Jan. 1	Cases Filed	Cases Closed	Cases Pending Dec. 31
Adams	0	0	0	0	4	7	5	6	39	10	4	45
Allen	1	0	1	0	106	3	17	92	18	23	14	27
Ashland	1	0	0	1	84	0	6	78	16	12	5	23
Ashtabula	3	1	0	4	65	4	5	64	26	29	35	20
Athens	2	0	1	1	19	2	1	20	13	8	11	10
Auglaize	0	0	0	0	64	0	8	56	3	10	8	5
Belmont	1	1	1	1	63	5	3	65	7	6	6	7
Brown	1	0	0	1	60	4	10	54	5	19	6	18
Butler	1	1	0	2	179	13	25	167	37	48	43	42
Carroll	2	0	0	2	18	0	1	17	2	0	0	2
Champaign	0	3	2	1	22	1	1	22	9	11	13	7
Clark	4	1	3	2	143	11	10	144	19	34	32	21
Clermont	0	0	0	0	39	1	1	39	9	26	23	12
Clinton	0	0	0	0	66	3	5	64	10	5	9	6
Columbiana	0	0	0	0	119	15	17	117	0	0	0	0
Coshocton	2	0	1	1	82	5	6	81	12	10	16	6
Crawford	3	2	1	4	90	1	7	84	3	7	4	6
Cuyahoga	77	22	32	67	1,324	52	112	1,264	458	457	521	394
Darke	3	0	0	3	75	6	9	72	14	9	20	3
Defiance	2	1	0	3	33	2	5	30	12	13	17	8
Delaware	1	1	0	2	94	7	5	96	16	18	22	12
Erie	6	1	2	5	89	1	8	82	21	19	11	29
Fairfield	0	0	0	0	63	4	9	58	43	49	53	39
Fayette	1	1	1	1	48	5	4	49	6	10	10	6
Franklin	29	4	10	23	541	28	57	512	310	286	294	302
Fulton	0	0	0	0	35	4	4	35	7	2	7	2
Gallia	0	1	0	1	28	0	3	25	6	4	3	7
Geauga	0	0	0	0	63	5	6	62	10	15	10	15
Greene	3	2	2	3	142	11	16	137	51	39	35	55
Guernsey	3	1	0	4	30	0	1	29	9	12	10	11
Hamilton	4	1	2	3	1,226	36	103	1,159	86	155	151	90
Hancock	7	3	2	8	44	3	5	42	25	12	3	34
Hardin	1	0	0	1	59	3	2	60	7	4	4	7
Harrison	0	0	0	0	3	0	0	3	1	0	0	1
Henry	2	0	0	2	53	2	3	52	7	5	0	12
Highland	6	0	0	6	53	1	5	49	66	34	26	74
Hocking	1	0	0	1	18	2	1	19	3	3	3	3
Holmes	0	0	0	0	20	1	0	21	6	6	8	4
Huron	2	0	0	2	48	8	3	53	23	5	5	23
Jackson	4	0	0	4	14	1	1	14	51	15	0	66
Jefferson	0	0	0	0	75	1	11	65	6	5	6	5
Knox	1	1	1	1	35	2	6	31	5	10	10	5
Lake	12	0	12	0	149	4	21	132	119	78	118	79
Lawrence	7	1	1	7	34	3	0	37	25	19	26	18
Licking	2	2	2	2	196	9	13	192	8	31	24	15
Logan	2	0	2	0	112	7	42	77	15	21	16	20
Lorain	4	1	1	4	194	27	17	204	64	63	72	55
Lucas	7	6	3	10	223	29	29	223	121	112	106	127

**Courts of Common Pleas – Probate Division**  
 Conservatorships, Testamentary Trusts, and Civil Actions Overall Caseloads  
 2006

County	----- Conservatorships -----				----- Testamentary Trusts -----				----- Civil Actions -----			
	Cases Pending Jan. 1	Cases Filed	Cases Closed	Cases Pending Dec. 31	Cases Pending Jan. 1	Cases Filed	Cases Closed	Cases Pending Dec. 31	Cases Pending Jan. 1	Cases Filed	Cases Closed	Cases Pending Dec. 31
Madison	2	0	1	1	48	6	6	48	8	9	12	5
Mahoning	8	2	4	6	424	18	54	388	127	54	76	105
Marion	1	2	0	3	99	4	7	96	18	18	17	19
Medina	6	3	2	7	66	8	8	66	15	22	24	13
Meigs	3	1	1	3	11	3	1	13	1	0	0	1
Mercer	0	0	0	0	29	3	2	30	0	1	0	1
Miami	1	1	1	1	171	18	4	185	18	9	12	15
Monroe	0	0	0	0	3	0	0	3	0	3	2	1
Montgomery	7	4	3	8	517	21	67	471	119	113	126	106
Morgan	0	0	0	0	27	0	0	27	6	8	3	11
Morrow	2	1	0	3	32	3	2	33	17	5	3	19
Muskingum	1	1	1	1	151	11	17	145	9	24	20	13
Noble	0	0	0	0	6	3	0	9	2	8	5	5
Ottawa	1	0	1	0	41	2	6	37	2	1	1	2
Paulding	0	0	0	0	45	0	2	43	6	10	3	13
Perry	0	0	0	0	16	1	3	14	2	7	4	5
Pickaway	1	1	0	2	53	3	5	51	12	9	15	6
Pike	0	0	0	0	16	0	0	16	5	1	3	3
Portage	3	0	0	3	121	5	7	119	17	31	26	22
Preble	1	0	1	0	41	3	3	41	8	7	7	8
Putnam	1	1	1	1	41	2	5	38	3	6	3	6
Richland	3	0	1	2	181	7	13	175	48	68	71	45
Ross	1	0	0	1	65	3	4	64	14	16	16	14
Sandusky	2	1	2	1	51	3	4	50	12	12	11	13
Scioto	1	0	1	0	61	1	4	58	19	1	2	18
Seneca	3	0	1	2	80	8	5	83	23	52	52	23
Shelby	0	0	0	0	59	4	6	57	5	5	7	3
Stark	3	6	0	9	267	11	39	239	115	138	126	127
Summit	28	6	8	26	400	27	38	389	104	144	147	101
Trumbull	16	2	5	13	254	19	12	261	61	52	62	51
Tuscarawas	1	0	1	0	48	2	7	43	6	8	9	5
Union	0	0	0	0	32	3	2	33	10	11	5	16
Van Wert	0	0	0	0	41	0	0	41	6	4	6	4
Vinton	2	0	0	2	3	0	0	3	3	0	0	3
Warren	3	5	3	5	109	7	11	105	22	16	17	21
Washington	2	0	0	2	68	4	6	66	9	11	11	9
Wayne	5	1	0	6	123	9	9	123	10	18	15	13
Williams	1	0	0	1	70	3	7	66	12	5	12	5
Wood	3	0	0	3	43	5	4	44	14	20	24	10
Wyandot	0	0	0	0	21	2	4	19	5	8	8	5
Statewide	320	96	121	295	10,278	571	1,003	9,846	2,722	2,704	2,783	2,643

## Courts of Common Pleas – Probate Division

### Miscellaneous Overall Caseloads

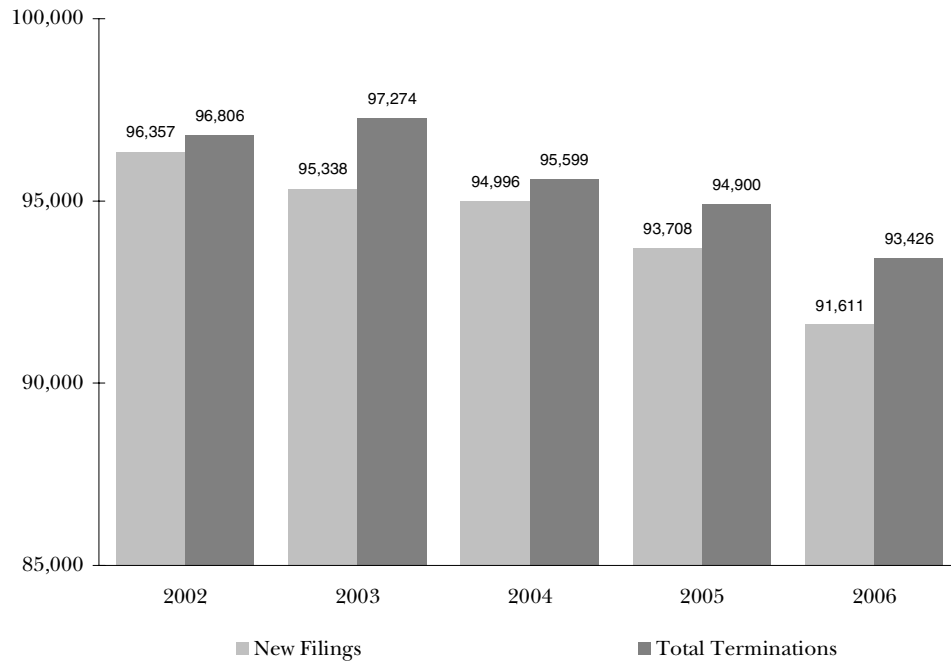
2006

County	---- Adoptions ----		Mental Illness and ---- Retardation ----		Minors' --- Settlements ---		Birth Record --- Correction ---		Name ---- Changes ----		Marriages -- Applications -- Granted
	Cases Filed	Cases Closed	Cases Filed	Cases Closed	Cases Filed	Cases Closed	Cases Filed	Cases Closed	Cases Filed	Cases Closed	
Adams	12	11	12	13	4	4	3	0	17	6	226
Allen	46	80	45	45	23	21	13	10	45	34	602
Ashland	31	36	1	1	7	0	9	5	22	19	324
Ashtabula	56	63	2	2	31	31	3	4	35	40	627
Athens	23	24	118	131	11	9	15	20	14	15	351
Auglaize	16	25	4	4	6	4	7	7	15	17	325
Belmont	37	36	52	32	6	4	12	10	32	31	419
Brown	19	21	5	5	8	5	7	7	10	11	235
Butler	165	169	85	73	90	108	12	12	118	111	2,372
Carroll	13	8	0	0	2	3	3	3	17	10	195
Champaign	21	28	4	5	4	3	2	2	11	10	301
Clark	74	78	41	34	26	28	0	0	42	39	784
Clermont	81	78	117	128	23	20	19	19	55	51	1,173
Clinton	31	35	9	12	7	5	9	8	21	24	327
Columbiana	33	39	4	4	21	18	4	4	38	36	656
Coshocton	16	14	10	10	4	2	23	23	12	10	264
Crawford	17	19	2	2	7	11	3	3	9	10	281
Cuyahoga	479	464	1,070	1,180	137	134	161	161	829	839	7,569
Darke	28	23	0	0	2	2	6	6	16	16	344
Defiance	32	31	5	5	8	1	6	6	12	9	272
Delaware	52	53	1	1	21	33	7	6	53	75	767
Erie	24	36	23	23	9	6	6	6	37	40	489
Fairfield	83	81	25	25	17	21	4	4	47	42	826
Fayette	19	15	11	5	4	5	5	5	7	7	211
Franklin	668	590	607	625	112	152	152	129	753	742	8,759
Fulton	31	29	28	28	1	1	0	0	12	12	281
Gallia	19	26	36	36	5	5	14	14	12	14	220
Geauga	30	40	9	8	14	14	3	4	51	48	262
Greene	118	114	100	93	13	9	19	15	59	59	927
Guernsey	27	30	81	84	0	3	8	9	9	7	315
Hamilton	243	259	799	801	169	166	135	136	402	506	4,935
Hancock	43	38	8	6	10	1	2	3	40	23	557
Hardin	27	28	10	10	10	8	10	22	13	16	214
Harrison	6	4	1	1	0	0	1	1	6	6	84
Henry	25	23	0	0	8	9	1	1	9	9	215
Highland	23	24	6	6	6	4	7	6	21	18	298
Hocking	15	20	8	9	6	6	6	5	8	10	232
Holmes	15	13	1	1	2	2	22	22	12	12	330
Huron	27	30	1	2	11	13	3	3	26	26	406
Jackson	6	7	13	1	9	2	8	3	4	2	255
Jefferson	18	18	25	22	12	14	12	12	22	23	400
Knox	23	30	9	8	6	6	1	1	26	19	402
Lake	0	44	0	0	27	45	9	10	104	128	1,346
Lawrence	45	53	37	37	19	19	1	1	38	39	228
Licking	95	93	12	12	24	30	13	13	81	83	1,060
Logan	33	42	12	4	11	11	2	2	18	17	353
Lorain	98	92	31	32	57	63	8	8	104	105	1,612
Lucas	294	304	233	216	156	129	34	26	235	223	4,975
Madison	22	15	1	1	5	5	1	1	18	18	251


**Courts of Common Pleas – Probate Division**  
**Miscellaneous Overall Caseloads**  
**2006**

County	---- Adoptions ----		Mental Illness and ---- Retardation ----		Minors' --- Settlements ---		Birth Record --- Correction ---		Name ---- Changes ----		Marriages -- Applications -- Granted
	Cases Filed	Cases Closed	Cases Filed	Cases Closed	Cases Filed	Cases Closed	Cases Filed	Cases Closed	Cases Filed	Cases Closed	
Mahoning	70	70	226	221	63	100	31	28	80	77	1,252
Marion	24	28	4	6	16	18	8	8	24	24	460
Medina	70	60	0	0	40	31	19	17	81	77	1,010
Meigs	13	11	0	0	3	1	5	5	6	8	163
Mercer	18	12	0	0	15	13	14	14	11	11	295
Miami	56	66	14	13	14	9	6	6	45	41	673
Monroe	8	5	4	9	3	3	6	6	1	2	109
Montgomery	241	225	75	355	54	93	33	34	228	220	3,462
Morgan	14	12	0	0	3	3	4	4	5	5	90
Morrow	17	15	0	0	5	2	7	7	9	7	255
Muskingum	57	57	47	47	10	8	14	14	31	28	599
Noble	2	0	2	2	1	1	1	1	1	1	89
Ottawa	23	22	0	0	5	4	3	3	19	20	280
Paulding	14	15	1	0	4	1	5	5	7	6	150
Perry	21	14	1	1	6	4	5	5	15	14	194
Pickaway	23	28	1	1	9	12	7	7	16	21	333
Pike	9	10	2	0	3	2	6	7	7	4	351
Portage	63	70	1	1	22	25	5	5	66	64	839
Preble	15	19	4	5	9	16	1	1	10	13	251
Putnam	16	11	5	5	4	3	8	8	7	5	255
Richland	57	57	24	24	17	14	5	5	36	39	885
Ross	34	35	52	49	14	11	6	5	26	26	512
Sandusky	20	24	5	12	9	23	5	5	13	12	399
Scioto	50	50	49	46	11	1	33	30	30	27	472
Seneca	25	24	9	11	6	10	10	8	12	11	329
Shelby	28	32	4	2	11	7	7	7	19	19	375
Stark	227	225	333	334	63	63	43	43	148	155	2,302
Summit	299	323	332	377	69	64	50	49	288	281	3,280
Trumbull	96	76	125	125	43	45	13	14	74	72	1,292
Tuscarawas	64	62	1	1	28	28	10	10	16	16	589
Union	27	37	1	7	12	10	4	4	11	7	299
Van Wert	14	16	1	1	7	8	3	3	9	11	230
Vinton	15	14	0	0	3	2	2	2	3	3	90
Warren	80	83	50	48	17	11	4	4	75	64	1,108
Washington	35	42	20	21	10	12	9	9	21	20	434
Wayne	42	31	17	17	15	15	5	5	38	33	744
Williams	12	12	7	7	17	11	2	2	12	8	311
Wood	54	56	8	6	23	19	3	3	47	45	785
Wyandot	11	10	0	0	1	3	4	4	7	8	167
Statewide	5,323	5,392	5,139	5,537	1,836	1,901	1,217	1,175	5,151	5,172	74,570

**Courts of Common Pleas - Probate Division**  
All Case Types  
2002 - 2006



# Courts of Common Pleas Juvenile Division



Fayette County Courthouse ▪ Washington Court House

**Courts of Common Pleas – Juvenile Division**  
**Composite Report for the Entire State**  
**2006**

	Delinquency	Traffic	Dependency, Neglect or Abuse	Unruly	Adult	Permanent Custody Motion	Change of Custody/Visitation	Enforce/Modify Support	Parentage	U.I.F.S.A.	All Others	Total
Cases Pending Beginning of Year	19,392	7,244	7,952	3,028	1,767	1,384	9,619	17,582	7,574	348	1,022	76,912
New Cases Filed	96,127	73,208	15,423	18,084	6,111	1,165	11,021	21,436	13,674	898	2,179	259,326
Transferred In, Reactivated or Redesignated Cases	31,832	10,494	14,226	4,708	1,542	2,287	12,814	38,597	8,428	141	1,851	126,920
<b>Total Cases</b>	<b>147,351</b>	<b>90,946</b>	<b>37,601</b>	<b>25,820</b>	<b>9,420</b>	<b>4,836</b>	<b>33,454</b>	<b>77,615</b>	<b>29,676</b>	<b>1,387</b>	<b>5,052</b>	<b>463,158</b>
<b>Cases Terminated By:</b>												
Trial by Judge	1,720	333	1,634	127	205	768	947	1,682	303	3	245	7,967
Trial by Magistrate	8,161	1,773	4,802	397	251	747	5,516	8,894	1,693	257	302	32,793
Dismissal by Party, Judge or Prosecutor	18,880	7,372	4,095	4,839	2,647	363	3,840	12,519	4,491	153	508	59,707
Admission to Judge	16,625	10,313	2,672	2,653	1,341	267	2,945	4,352	2,277	85	470	44,000
Admission to Magistrate	54,414	47,614	10,324	9,160	1,202	500	5,224	17,081	4,368	300	844	151,031
Certification or Waiver Granted	273	X	X	X	X	X	X	X	X	X	X	273
Unavailability of Party for Trial	17,129	3,471	188	3,299	1,348	15	230	6,723	2,715	63	111	35,292
Transferred Out	4,782	7,350	240	480	11	31	269	76	52	10	44	13,345
Referred to Private Judge	X	X	X	X	X	X	2	2	0	0	0	4
Interlocutory Appeal or Order	40	1	69	0	0	28	34	27	21	0	0	220
All Other Terminations	6,039	5,885	6,256	1,655	358	705	4,096	8,319	5,918	172	1,323	40,726
<b>Total Terminations</b>	<b>128,063</b>	<b>84,112</b>	<b>30,280</b>	<b>22,610</b>	<b>7,363</b>	<b>3,424</b>	<b>23,103</b>	<b>59,675</b>	<b>21,838</b>	<b>1,043</b>	<b>3,847</b>	<b>385,358</b>
Cases Pending End of Year	19,288	6,834	7,321	3,210	2,057	1,412	10,351	17,940	7,838	344	1,205	77,800
Time Guideline (Months)	6	3	3	3	6	9	9	12	12	3	6	X
Cases Pending End of Year Beyond Time Guideline	1,120	634	1,204	475	157	115	1,076	583	402	100	156	6,022
Number of Informal Cases (All Case Types)	32,403											

Note: "X" indicates data not applicable



## Courts of Common Pleas – Juvenile Division

### Overall Caseloads

2006

#### New Filings, Transfers,

----- Population -----

----- and Reactivations -----

----- Terminations -----

County	Judges	Total	Per Judge	Total	Per Judge	Per 1,000 Population	Total	Per Judge	Per 1,000 Population	Clearance Rate
The judges of the following counties have juvenile division jurisdiction exclusively										
Butler	2	332,807	166,404	11,493	5,747	35	8,900	4,450	27	77%
Cuyahoga	6	1,393,978	232,330	65,324	10,887	47	65,109	10,852	47	100%
Greene	1	147,886	147,886	3,473	3,473	23	3,519	3,519	24	101%
Hamilton	2	845,303	422,652	48,647	24,324	58	48,274	24,137	57	99%
Lake	1	227,511	227,511	4,726	4,726	21	4,617	4,617	20	98%
Lucas	2	455,054	227,527	18,436	9,218	41	18,844	9,422	41	102%
Mahoning	1	257,555	257,555	7,260	7,260	28	7,272	7,272	28	100%
Montgomery	2	559,062	279,531	17,405	8,703	31	17,357	8,679	31	100%
Richland	1	128,852	128,852	4,153	4,153	32	4,063	4,063	32	98%
Summit	1	542,899	542,899	13,483	13,483	25	14,854	14,854	27	110%
The judges of the following counties also have probate division jurisdiction										
Allen	1	108,473	108,473	4,559	4,559	42	4,895	4,895	45	107%
Ashland	1	52,523	52,523	1,563	1,563	30	1,601	1,601	30	102%
Ashtabula	1	102,728	102,728	3,163	3,163	31	2,698	2,698	26	85%
Athens	1	62,223	62,223	1,839	1,839	30	1,726	1,726	28	94%
Belmont	1	70,226	70,226	1,531	1,531	22	1,603	1,603	23	105%
Brown	1	42,285	42,285	1,570	1,570	37	1,533	1,533	36	98%
Carroll	1	28,836	28,836	641	641	22	631	631	22	98%
Champaign	1	38,890	38,890	1,197	1,197	31	1,152	1,152	30	96%
Clermont	1	177,977	177,977	6,486	6,486	36	6,300	6,300	35	97%
Clinton	1	40,543	40,543	1,421	1,421	35	1,707	1,707	42	120%
Columbiana	1	112,075	112,075	2,742	2,742	24	2,707	2,707	24	99%
Coshocton	1	36,655	36,655	1,075	1,075	29	1,048	1,048	29	97%
Crawford	1	46,966	46,966	1,300	1,300	28	1,341	1,341	29	103%
Darke	1	53,309	53,309	1,011	1,011	19	1,363	1,363	26	135%
Defiance	1	39,500	39,500	1,213	1,213	31	1,156	1,156	29	95%
Delaware	1	109,989	109,989	2,937	2,937	27	2,730	2,730	25	93%
Fairfield	1	122,759	122,759	2,076	2,076	17	2,130	2,130	17	103%
Fayette	1	28,433	28,433	1,035	1,035	36	1,064	1,064	37	103%
Fulton	1	42,084	42,084	1,327	1,327	32	1,360	1,360	32	102%
Gallia	1	31,069	31,069	1,376	1,376	44	1,455	1,455	47	106%
Geauga	1	90,895	90,895	1,222	1,222	13	1,221	1,221	13	100%
Guernsey	1	40,792	40,792	1,961	1,961	48	2,073	2,073	51	106%
Hancock	1	71,295	71,295	2,411	2,411	34	2,358	2,358	33	98%
Hardin	1	31,945	31,945	1,072	1,072	34	1,002	1,002	31	93%
Harrison	1	15,856	15,856	518	518	33	504	504	32	97%
Highland	1	40,875	40,875	1,451	1,451	35	1,367	1,367	33	94%
Hocking	1	28,241	28,241	1,120	1,120	40	899	899	32	80%
Holmes	1	38,943	38,943	653	653	17	658	658	17	101%
Huron	1	59,487	59,487	1,619	1,619	27	1,532	1,532	26	95%
Jackson	1	32,641	32,641	1,015	1,015	31	1,135	1,135	35	112%
Jefferson	1	73,894	73,894	3,136	3,136	42	2,993	2,993	41	95%
Knox	1	54,500	54,500	1,775	1,775	33	1,847	1,847	34	104%
Lawrence	1	62,319	62,319	1,385	1,385	22	1,387	1,387	22	100%
Licking	1	145,491	145,491	2,998	2,998	21	2,927	2,927	20	98%
Madison	1	40,213	40,213	856	856	21	867	867	22	101%
Medina	1	151,095	151,095	3,244	3,244	21	3,295	3,295	22	102%
Meigs	1	23,072	23,072	1,044	1,044	45	966	966	42	93%

## Courts of Common Pleas – Juvenile Division

### Overall Caseloads

2006

#### New Filings, Transfers, and Reactivations

County	Judges	----- Population -----		----- and Reactivations -----			----- Terminations -----			Clearance Rate
		Total	Per Judge	Total	Per Judge	Per 1,000 Population	Total	Per Judge	Per 1,000 Population	
Mercer	1	40,924	40,924	1,897	1,897	46	1,936	1,936	47	102%
Miami	1	98,868	98,868	5,240	5,240	53	5,012	5,012	51	96%
Monroe	1	15,180	15,180	310	310	20	285	285	19	92%
Muskingum	1	84,585	84,585	2,149	2,149	25	2,116	2,116	25	98%
Ottawa	1	40,985	40,985	1,541	1,541	38	1,540	1,540	38	100%
Paulding	1	20,293	20,293	588	588	29	537	537	26	91%
Perry	1	34,078	34,078	1,073	1,073	31	992	992	29	92%
Pickaway	1	52,727	52,727	1,816	1,816	34	1,911	1,911	36	105%
Pike	1	27,695	27,695	699	699	25	547	547	20	78%
Portage	1	152,061	152,061	2,523	2,523	17	2,484	2,484	16	98%
Preble	1	42,337	42,337	1,716	1,716	41	1,758	1,758	42	102%
Putnam	1	34,726	34,726	972	972	28	911	911	26	94%
Ross	1	73,345	73,345	1,615	1,615	22	1,635	1,635	22	101%
Sandusky	1	61,792	61,792	2,306	2,306	37	2,387	2,387	39	104%
Scioto	1	79,195	79,195	1,185	1,185	15	1,295	1,295	16	109%
Seneca	1	58,683	58,683	1,946	1,946	33	2,061	2,061	35	106%
Shelby	1	47,910	47,910	1,973	1,973	41	1,956	1,956	41	99%
Tuscarawas	1	90,914	90,914	1,683	1,683	19	1,848	1,848	20	110%
Union	1	40,909	40,909	1,431	1,431	35	1,399	1,399	34	98%
Van Wert	1	29,659	29,659	1,320	1,320	45	1,363	1,363	46	103%
Vinton	1	12,806	12,806	569	569	44	627	627	49	110%
Warren	1	158,383	158,383	5,427	5,427	34	5,567	5,567	35	103%
Washington	1	63,251	63,251	1,318	1,318	21	1,242	1,242	20	94%
Wayne	1	111,564	111,564	2,839	2,839	25	3,052	3,052	27	108%
Williams	1	39,188	39,188	1,133	1,133	29	1,158	1,158	30	102%
Wood	1	121,065	121,065	4,261	4,261	35	4,296	4,296	35	101%
The judges of the following counties also have domestic relations division jurisdiction										
Clark	1	144,742	144,742	6,307	6,307	44	6,429	6,429	44	102%
Erie	1	79,551	79,551	5,409	5,409	68	5,359	5,359	67	99%
Franklin	5	1,068,978	213,796	27,594	5,519	26	28,149	5,630	26	102%
Henry	1	29,210	29,210	939	939	32	974	974	33	104%
Stark	3	378,098	126,033	6,588	2,196	17	7,053	2,351	19	107%
Trumbull	2	225,116	112,558	6,196	3,098	28	5,993	2,997	27	97%
The judges of the following counties also have domestic relations and probate division jurisdiction										
Auglaize	1	46,611	46,611	1,009	1,009	22	972	972	21	96%
Logan	2	46,005	23,003	1,882	941	41	1,879	940	41	100%
Lorain	3	284,664	94,888	10,389	3,463	36	9,866	3,289	35	95%
Marion	2	66,217	33,109	4,970	2,485	75	5,159	2,580	78	104%
The judges of the following counties also have general, domestic relations, and probate division jurisdiction										
Adams	1	27,330	27,330	867	867	32	940	940	34	108%
Morgan	1	14,897	14,897	549	549	37	560	560	38	102%
Morrow	2	31,628	15,814	1,015	508	32	1,054	527	33	104%
Noble	1	14,058	14,058	266	266	19	257	257	18	97%
Wyandot	1	22,908	22,908	794	794	35	759	759	33	96%
Statewide	109	11,353,140	104,157	386,246	3,544	34	385,358	3,535	34	100%

All population figures based on 2000 U.S. Census

**Courts of Common Pleas – Juvenile Division**  
**Overall Terminations**  
**2006**

County	Trial by Judge	Trial by Magistrate	Dismissal	Admission to Judge	Admission to Magistrate	Certification or Waiver Granted	Unavailability of Party	Transferred Out	Private Judge	Interlocutory Appeal/Order	Other Terminations	Total Terminations
The judges of the following counties have juvenile division jurisdiction exclusively												
Butler	11	668	854	493	4,822	0	618	196	0	0	1,238	8,900
Cuyahoga	598	2,083	10,098	4,351	20,816	38	8,337	783	0	208	17,797	65,109
Greene	231	1,185	347	4	1,056	1	0	605	0	0	90	3,519
Hamilton	514	8,578	6,412	124	20,805	77	11,413	78	0	1	272	48,274
Lake	36	275	458	319	2,684	0	372	73	0	0	400	4,617
Lucas	212	3,727	4,185	820	6,320	19	3,253	17	0	0	291	18,844
Mahoning	62	2,193	1,059	501	2,857	10	283	173	0	0	134	7,272
Montgomery	44	2,786	2,982	611	9,167	19	1,288	142	0	0	318	17,357
Richland	6	83	517	307	2,482	0	244	330	0	0	94	4,063
Summit	236	1,810	1,648	190	7,890	28	1,462	124	0	0	1,466	14,854
The judges of the following counties also have probate division jurisdiction												
Allen	96	810	531	688	1,688	0	281	160	0	0	641	4,895
Ashland	294	0	82	645	49	1	79	140	0	0	311	1,601
Ashtabula	1	3	71	84	1,886	0	0	3	0	0	650	2,698
Athens	104	6	242	141	1,072	3	48	71	0	0	39	1,726
Belmont	48	228	277	700	263	0	0	76	0	0	11	1,603
Brown	86	4	239	870	19	0	10	149	0	0	156	1,533
Carroll	289	0	23	212	0	0	3	71	0	0	33	631
Champaign	3	0	229	462	12	0	13	154	0	0	279	1,152
Clermont	30	174	1,467	585	2,671	0	14	110	0	0	1,249	6,300
Clinton	51	32	169	282	614	0	30	131	0	0	398	1,707
Columbiana	27	45	393	245	1,864	0	68	54	0	0	11	2,707
Coshocton	46	67	189	247	430	0	38	24	0	0	7	1,048
Crawford	47	7	85	236	798	3	0	164	0	0	1	1,341
Darke	71	109	273	484	37	0	0	100	0	0	289	1,363
Defiance	3	0	75	717	107	0	82	167	0	0	5	1,156
Delaware	8	47	576	104	1,713	0	13	230	1	0	38	2,730
Fairfield	249	24	111	69	1,286	0	44	174	0	0	173	2,130
Fayette	324	98	56	370	24	0	7	61	0	0	124	1,064
Fulton	15	33	242	625	60	0	48	155	0	1	181	1,360
Gallia	139	238	486	398	0	0	0	41	0	0	153	1,455
Geauga	2	1	82	367	566	0	11	38	0	0	154	1,221
Guernsey	261	572	279	330	242	0	109	140	2	0	138	2,073
Hancock	27	200	195	728	926	2	75	162	0	0	43	2,358
Hardin	7	0	209	719	0	0	18	26	0	0	23	1,002
Harrison	80	170	40	150	15	0	6	29	0	0	14	504
Highland	603	0	273	379	0	0	68	26	0	0	18	1,367
Hocking	88	53	84	332	255	0	9	53	0	0	25	899
Holmes	32	3	55	328	4	0	0	93	0	0	143	658
Huron	43	14	141	751	336	0	19	146	0	0	82	1,532
Jackson	11	12	469	378	21	0	0	67	0	0	177	1,135
Jefferson	68	13	323	1,636	523	0	30	22	0	0	378	2,993
Knox	4	25	220	420	555	0	0	133	0	0	490	1,847
Lawrence	10	9	342	598	250	0	0	14	0	0	164	1,387
Licking	2	43	128	87	1,575	0	0	251	0	0	841	2,927
Madison	49	0	66	161	363	0	12	153	0	0	63	867
Medina	17	182	280	46	1,747	0	156	282	0	0	585	3,295

**Courts of Common Pleas – Juvenile Division**  
**Overall Terminations**  
**2006**

County	Trial by Judge	Trial by Magistrate	Dismissal	Admission to Judge	Admission to Magistrate	Certification or Waiver Granted	Unavailability of Party	Transferred Out	Private Judge	Interlocutory Appeal/Order	Other Terminations	Total Terminations
Meigs	207	0	102	618	0	0	0	14	0	0	25	966
Mercer	6	1	489	598	0	0	28	89	0	4	721	1,936
Miami	59	801	594	325	2,006	0	96	206	0	1	924	5,012
Monroe	19	0	34	218	0	0	1	11	0	0	2	285
Muskingum	217	18	325	68	1,086	0	68	161	0	0	173	2,116
Ottawa	18	24	294	879	148	0	37	138	0	0	2	1,540
Paulding	3	0	113	366	0	0	6	41	0	0	8	537
Perry	21	172	99	356	1	0	7	49	0	0	287	992
Pickaway	20	5	359	491	199	0	202	194	0	0	441	1,911
Pike	85	0	192	190	0	0	0	45	0	0	35	547
Portage	73	130	317	37	1,263	2	110	60	0	0	492	2,484
Preble	8	5	230	491	500	0	23	72	0	0	429	1,758
Putnam	13	0	210	614	0	0	5	58	0	0	11	911
Ross	1	13	537	334	557	1	0	106	0	0	86	1,635
Sandusky	10	7	293	539	913	0	0	211	0	0	414	2,387
Scioto	77	58	302	105	587	0	48	35	0	0	83	1,295
Seneca	19	148	233	187	1,200	0	11	116	0	0	147	2,061
Shelby	1	2	259	757	738	3	25	153	0	0	18	1,956
Tuscarawas	0	5	147	518	955	0	0	124	0	0	99	1,848
Union	21	10	244	174	584	0	34	195	0	0	137	1,399
Van Wert	157	386	200	474	2	0	2	122	0	0	20	1,363
Vinton	314	0	93	15	0	0	23	49	0	0	133	627
Warren	22	182	489	372	2,341	1	0	543	0	0	1,617	5,567
Washington	19	21	203	255	660	0	31	38	0	0	15	1,242
Wayne	5	315	273	404	1,462	0	42	217	0	1	333	3,052
Williams	4	0	144	576	253	0	0	94	0	0	87	1,158
Wood	24	19	639	1,951	1,462	0	0	200	0	1	0	4,296
The judges of the following counties also have domestic relations division jurisdiction												
Clark	365	1,780	1,350	570	1,583	12	439	306	0	0	24	6,429
Erie	3	25	498	132	2,200	0	963	519	0	0	1,019	5,359
Franklin	50	904	7,849	315	14,277	23	2,493	1,112	1	3	1,122	28,149
Henry	0	0	157	236	455	0	0	82	0	0	44	974
Lorain	308	294	1,878	1,132	4,397	26	1,281	372	0	0	178	9,866
Stark	168	588	1,047	550	4,154	2	111	119	0	0	314	7,053
Trumbull	2	43	508	2,520	2,332	2	424	74	0	0	88	5,993
The judges of the following counties also have domestic relations and probate division jurisdiction												
Auglaize	9	0	28	764	0	0	4	163	0	0	4	972
Logan	61	0	157	328	928	0	8	353	0	0	44	1,879
Marion	18	20	848	1,445	1,992	0	89	133	0	0	614	5,159
The judges of the following counties also have general, domestic relations, and probate division jurisdiction												
Adams	54	176	105	192	213	0	52	53	0	0	95	940
Morgan	222	0	54	156	1	0	20	16	0	0	91	560
Morrow	10	7	158	125	444	0	35	143	0	0	132	1,054
Noble	87	0	44	84	0	0	0	19	0	0	23	257
Wyandot	2	24	50	245	268	0	13	149	0	0	8	759
Statewide	7,967	32,793	59,707	44,000	151,031	273	35,292	13,345	4	220	40,726	385,358

**Courts of Common Pleas – Juvenile Division**  
**Delinquency Overall Caseloads**  
**2006**

County	Cases Pending January 1	New Filings	Reactivations and Transfers	Total Cases	Total Terminations	Clearance Rate	Cases Pending December 31	Cases Pending Beyond Time Guidelines
Adams	18	78	4	100	78	95%	22	1
Allen	167	615	332	1,114	994	105%	120	0
Ashland	122	338	71	531	394	96%	137	2
Ashtabula	361	1,033	0	1,394	802	78%	592	6
Athens	74	295	23	392	347	109%	45	0
Auglaize	22	223	36	281	253	98%	28	0
Belmont	110	538	2	650	541	100%	109	41
Brown	107	446	6	559	430	95%	129	6
Butler	719	3,060	220	3,999	3,215	98%	784	0
Carroll	20	115	5	140	119	99%	21	0
Champaign	21	357	52	430	374	91%	56	1
Clark	283	1,734	319	2,336	2,056	100%	280	27
Clermont	261	1,146	285	1,692	1,409	98%	283	0
Clinton	198	434	166	798	664	111%	134	7
Columbiana	47	370	10	427	382	101%	45	2
Coshocton	17	151	25	193	161	91%	32	0
Crawford	75	334	58	467	399	102%	68	5
Cuyahoga	2,722	8,491	11,530	22,743	20,379	102%	2,364	134
Darke	95	400	1	496	405	101%	91	11
Defiance	3	437	38	478	458	96%	20	2
Delaware	192	666	18	876	618	90%	258	4
Erie	196	1,611	263	2,070	1,844	98%	226	6
Fairfield	79	619	51	749	684	102%	65	0
Fayette	64	304	10	378	305	97%	73	0
Franklin	1,990	7,642	2,257	11,889	9,738	98%	2,151	231
Fulton	46	434	23	503	468	102%	35	0
Gallia	71	180	17	268	245	124%	23	0
Geauga	33	420	3	456	429	101%	27	0
Greene	179	845	0	1,024	871	103%	153	14
Guernsey	103	251	109	463	414	115%	49	0
Hamilton	1,318	16,192	6,934	24,444	22,981	99%	1,463	5
Hancock	108	482	168	758	639	98%	119	4
Hardin	106	228	37	371	232	88%	139	0
Harrison	4	93	42	139	130	96%	9	0
Henry	88	215	180	483	384	97%	99	16
Highland	51	256	31	338	286	100%	52	0
Hocking	73	395	11	479	388	96%	91	4
Holmes	12	138	1	151	127	91%	24	0
Huron	13	372	38	423	343	84%	80	3
Jackson	129	310	3	442	379	121%	63	13
Jefferson	48	271	41	360	297	95%	63	12
Knox	120	450	141	711	599	101%	112	23
Lake	310	1,337	179	1,826	1,403	93%	423	17
Lawrence	73	404	1	478	383	95%	95	0
Licking	84	817	123	1,024	905	96%	119	0
Logan	82	267	17	366	293	103%	73	10
Lorain	752	2,470	462	3,684	2,942	100%	742	12

**Courts of Common Pleas – Juvenile Division**  
**Delinquency Overall Caseloads**  
**2006**

<b>County</b>	<b>Cases Pending January 1</b>	<b>New Filings</b>	<b>Reactivations and Transfers</b>	<b>Total Cases</b>	<b>Total Terminations</b>	<b>Clearance Rate</b>	<b>Cases Pending December 31</b>	<b>Cases Pending Beyond Time Guidelines</b>
Lucas	1,317	6,175	1,697	9,189	8,033	102%	1,156	68
Madison	19	178	22	219	199	100%	20	0
Mahoning	504	1,185	256	1,945	1,293	90%	652	231
Marion	204	1,102	422	1,728	1,600	105%	128	6
Medina	252	930	24	1,206	1,017	107%	189	3
Meigs	32	236	10	278	235	96%	43	7
Mercer	40	201	215	456	423	102%	33	0
Miami	83	1,309	243	1,635	1,385	89%	250	4
Monroe	8	73	36	117	108	99%	9	0
Montgomery	664	3,645	625	4,934	4,403	103%	531	39
Morgan	9	105	2	116	97	91%	19	0
Morrow	76	162	175	413	356	106%	57	5
Muskingum	151	826	42	1,019	865	100%	154	3
Noble	10	34	16	60	44	88%	16	1
Ottawa	85	597	103	785	683	98%	102	2
Paulding	26	173	33	232	186	90%	46	7
Perry	24	198	130	352	298	91%	54	5
Pickaway	39	267	47	353	315	100%	38	0
Pike	39	135	12	186	133	90%	53	0
Portage	71	623	199	893	821	100%	72	0
Preble	101	618	41	760	685	104%	75	4
Putnam	27	245	89	361	307	92%	54	2
Richland	276	1,587	536	2,399	2,127	100%	272	5
Ross	85	476	6	567	483	100%	84	6
Sandusky	201	864	65	1,130	946	102%	184	29
Scioto	140	274	7	421	323	115%	98	17
Seneca	155	638	43	836	769	113%	67	1
Shelby	36	428	184	648	604	99%	44	0
Stark	316	2,472	97	2,885	2,524	98%	361	8
Summit	1,301	5,399	616	7,316	6,426	107%	890	12
Trumbull	141	1,306	271	1,718	1,542	98%	176	16
Tuscarawas	126	458	24	608	511	106%	97	0
Union	50	249	67	366	291	92%	75	4
Van Wert	51	310	51	412	377	104%	35	0
Vinton	63	158	23	244	205	113%	39	3
Warren	287	1,415	632	2,334	2,077	101%	257	2
Washington	65	324	51	440	377	101%	63	0
Wayne	204	729	27	960	765	101%	195	10
Williams	71	314	139	524	426	94%	98	0
Wood	270	1,313	181	1,764	1,456	97%	308	1
Wyandot	7	132	30	169	161	99%	8	0
<b>Statewide</b>	<b>19,392</b>	<b>96,127</b>	<b>31,832</b>	<b>147,351</b>	<b>128,063</b>	<b>100%</b>	<b>19,288</b>	<b>1,120</b>

**Courts of Common Pleas – Juvenile Division**  
**Delinquency Terminations**  
**2006**

County	Trial by Judge	Trial by Magistrate	Dismissal	Admission to Judge	Admission to Magistrate	Certification or Waiver Granted	Unavailability of Party	Transferred Out	Interlocutory Appeal/Order	Other Terminations	Total Terminations
Adams	34	5	13	10	2	0	4	6	0	4	78
Allen	24	60	84	83	543	0	47	33	0	120	994
Ashland	16	0	17	269	22	1	11	25	0	33	394
Ashtabula	1	2	11	53	708	0	0	1	0	26	802
Athens	0	0	64	24	197	3	10	27	0	22	347
Auglaize	2	0	7	184	0	0	2	57	0	1	253
Belmont	13	0	91	390	0	0	0	40	0	7	541
Brown	10	0	98	199	3	0	3	47	0	70	430
Butler	9	102	323	388	1,865	0	217	97	0	214	3,215
Carroll	6	0	5	75	0	0	0	30	0	3	119
Champaign	0	0	82	197	0	0	3	75	0	17	374
Clark	21	239	326	197	784	12	312	165	0	0	2,056
Clermont	0	9	207	481	524	0	12	87	0	89	1,409
Clinton	15	12	55	208	247	0	5	19	0	103	664
Columbiana	2	2	19	5	332	0	7	8	0	7	382
Coshocton	32	0	47	69	1	0	7	5	0	0	161
Crawford	5	3	29	72	238	3	0	48	0	1	399
Cuyahoga	141	155	3,413	3,301	7,775	38	3,413	556	37	1,550	20,379
Darke	0	0	54	301	0	0	0	29	0	21	405
Defiance	0	0	21	315	1	0	37	84	0	0	458
Delaware	0	27	162	5	248	0	6	151	0	19	618
Erie	3	4	139	61	798	0	158	168	0	513	1,844
Fairfield	1	19	51	38	427	0	19	118	0	11	684
Fayette	82	4	28	148	7	0	6	13	0	17	305
Franklin	3	158	2,598	101	4,509	23	1,708	168	0	470	9,738
Fulton	0	0	137	253	1	0	6	59	0	12	468
Gallia	23	2	85	117	0	0	0	9	0	9	245
Geauga	2	0	53	294	40	0	6	34	0	0	429
Greene	4	331	28	4	286	1	0	205	0	12	871
Guernsey	22	0	39	159	118	0	4	46	0	26	414
Hamilton	399	5,802	1,985	83	7,743	77	6,726	32	1	133	22,981
Hancock	5	0	37	415	121	2	7	52	0	0	639
Hardin	4	0	23	192	0	0	2	10	0	1	232
Harrison	58	0	13	48	0	0	0	10	0	1	130
Henry	0	0	69	91	190	0	0	33	0	1	384
Highland	143	0	45	71	0	0	6	18	0	3	286
Hocking	4	2	47	180	125	0	1	27	0	2	388
Holmes	1	0	12	78	0	0	0	31	0	5	127
Huron	4	1	23	150	136	0	1	22	0	6	343
Jackson	0	0	157	198	1	0	0	19	0	4	379
Jefferson	63	0	34	140	0	0	0	2	0	58	297
Knox	1	0	84	274	156	0	0	46	0	38	599
Lake	4	13	136	164	894	0	123	50	0	19	1,403
Lawrence	6	0	118	203	29	0	0	4	0	23	383
Licking	2	14	68	46	556	0	0	81	0	138	905
Logan	19	0	56	40	100	0	1	59	0	18	293
Lorain	80	98	199	338	1,762	26	332	94	0	13	2,942

**Courts of Common Pleas – Juvenile Division**  
**Delinquency Terminations**  
**2006**

County	Trial by Judge	Trial by Magistrate	Dismissal	Admission to Judge	Admission to Magistrate	Certification or Waiver Granted	Unavailability of Party	Transferred Out	Interlocutory Appeal/Order	Other Terminations	Total Terminations
Lucas	30	58	2,348	214	3,628	19	1,617	7	0	112	8,033
Madison	4	0	21	38	104	0	5	17	0	10	199
Mahoning	5	50	364	27	654	10	132	40	0	11	1,293
Marion	1	3	98	16	1,133	0	11	31	0	307	1,600
Medina	4	45	74	9	796	0	22	66	0	1	1,017
Meigs	5	0	36	171	0	0	0	11	0	12	235
Mercer	2	0	126	202	0	0	3	14	0	76	423
Miami	9	9	121	218	836	0	47	70	1	74	1,385
Monroe	5	0	13	86	0	0	0	4	0	0	108
Montgomery	16	67	811	242	2,500	19	581	85	0	82	4,403
Morgan	18	0	14	58	0	0	0	7	0	0	97
Morrow	3	0	71	25	163	0	15	39	0	40	356
Muskingum	1	6	84	18	648	0	55	48	0	5	865
Noble	7	0	6	25	0	0	0	5	0	1	44
Ottawa	2	0	160	424	27	0	1	68	0	1	683
Paulding	2	0	15	148	0	0	3	15	0	3	186
Perry	10	0	10	202	1	0	2	23	0	50	298
Pickaway	9	0	74	175	1	0	5	45	0	6	315
Pike	19	0	64	37	0	0	0	13	0	0	133
Portage	59	82	197	28	286	2	36	57	0	74	821
Preble	3	0	151	170	298	0	21	12	0	30	685
Putnam	0	0	33	253	0	0	0	18	0	3	307
Richland	2	9	265	242	1,304	0	159	125	0	21	2,127
Ross	0	5	93	108	241	1	0	33	0	2	483
Sandusky	2	6	163	146	431	0	0	45	0	153	946
Scioto	7	3	57	69	150	0	28	4	0	5	323
Seneca	0	0	99	101	462	0	1	41	0	65	769
Shelby	0	1	93	270	161	3	12	60	0	4	604
Stark	18	81	266	128	1,837	2	100	75	0	17	2,524
Summit	21	326	670	159	3,867	28	778	57	0	520	6,426
Trumbull	2	23	104	14	1,069	2	269	3	0	56	1,542
Tuscarawas	0	0	75	412	0	0	0	24	0	0	511
Union	6	0	40	80	98	0	4	29	0	34	291
Van Wert	41	0	34	255	0	0	0	43	0	4	377
Vinton	120	0	23	0	0	0	5	24	0	33	205
Warren	12	51	159	167	1,181	1	0	225	0	281	2,077
Washington	4	4	68	97	194	0	2	3	0	5	377
Wayne	1	268	60	6	327	0	13	63	1	26	765
Williams	2	0	52	233	25	0	0	40	0	74	426
Wood	3	0	266	510	501	0	0	176	0	0	1,456
Wyandot	1	0	10	130	2	0	0	17	0	1	161
Statewide	1,720	8,161	18,880	16,625	54,414	273	17,129	4,782	40	6,039	128,063



**Courts of Common Pleas – Juvenile Division**  
**Traffic Overall Caseloads**  
**2006**

County	Cases Pending January 1	New Filings	Reactivations and Transfers	Total Cases	Total Terminations	Clearance Rate	Cases Pending December 31	Cases Pending Beyond Time Guidelines
Adams	27	262	4	293	272	102%	21	1
Allen	21	838	76	935	904	99%	31	0
Ashland	6	392	55	453	442	99%	11	0
Ashtabula	103	727	0	830	733	101%	97	3
Athens	21	292	16	329	307	100%	22	0
Auglaize	22	404	91	517	493	100%	24	0
Belmont	16	215	1	232	211	98%	21	6
Brown	38	417	6	461	420	99%	41	2
Butler	367	2,276	301	2,944	2,210	86%	734	0
Carroll	6	199	0	205	194	97%	11	0
Champaign	3	280	25	308	281	92%	27	3
Clark	124	951	44	1,119	952	96%	167	44
Clermont	94	1,670	1	1,765	1,642	98%	123	0
Clinton	143	344	28	515	482	130%	33	2
Columbiana	92	475	0	567	506	107%	61	3
Coshocton	5	146	36	187	171	94%	16	0
Crawford	56	364	10	430	373	100%	57	2
Cuyahoga	888	8,251	5,613	14,752	14,040	101%	712	155
Darke	120	326	5	451	389	118%	62	7
Defiance	9	290	36	335	317	97%	18	0
Delaware	58	830	208	1,096	1,056	102%	40	1
Erie	49	881	19	949	894	99%	55	7
Fairfield	51	970	63	1,084	1,058	102%	26	0
Fayette	27	247	2	276	240	96%	36	0
Franklin	630	6,120	309	7,059	6,427	100%	632	80
Fulton	19	314	59	392	370	99%	22	0
Gallia	20	251	7	278	253	98%	25	2
Geauga	17	628	1	646	620	99%	26	0
Greene	82	1,159	0	1,241	1,172	101%	69	2
Guernsey	15	285	54	354	337	99%	17	0
Hamilton	268	5,182	474	5,924	5,641	100%	283	2
Hancock	24	655	57	736	676	95%	60	2
Hardin	81	200	47	328	211	85%	117	0
Harrison	4	88	14	106	103	101%	3	0
Henry	22	228	0	250	228	100%	22	2
Highland	30	274	73	377	330	95%	47	0
Hocking	12	181	13	206	177	91%	29	1
Holmes	10	247	1	258	245	99%	13	0
Huron	32	500	166	698	654	98%	44	4
Jackson	74	311	1	386	355	114%	31	11
Jefferson	37	410	30	477	444	101%	33	10
Knox	56	414	41	511	495	109%	16	1
Lake	30	1,612	20	1,662	1,589	97%	73	3
Lawrence	17	359	2	378	349	97%	29	2
Licking	34	1,062	38	1,134	1,098	100%	36	0
Logan	30	454	79	563	525	98%	38	4
Lorain	254	1,928	86	2,268	2,027	101%	241	8

**Courts of Common Pleas – Juvenile Division**  
**Traffic Overall Caseloads**  
**2006**

<b>County</b>	<b>Cases Pending January 1</b>	<b>New Filings</b>	<b>Reactivations and Transfers</b>	<b>Total Cases</b>	<b>Total Terminations</b>	<b>Clearance Rate</b>	<b>Cases Pending December 31</b>	<b>Cases Pending Beyond Time Guidelines</b>
Lucas	268	2,954	242	3,464	3,238	101%	226	26
Madison	22	275	138	435	421	102%	14	0
Mahoning	237	1,553	110	1,900	1,596	96%	304	110
Marion	69	596	7	672	627	104%	45	11
Medina	103	1,102	14	1,219	1,151	103%	68	3
Meigs	14	145	3	162	156	105%	6	1
Mercer	20	345	239	604	576	99%	28	0
Miami	135	717	32	884	834	111%	50	0
Monroe	0	44	8	52	49	94%	3	0
Montgomery	226	3,153	178	3,557	3,398	102%	159	33
Morgan	3	59	7	69	65	98%	4	0
Morrow	40	327	20	387	359	103%	28	8
Muskingum	48	527	57	632	576	99%	56	3
Noble	7	56	20	83	80	105%	3	0
Ottawa	27	273	49	349	329	102%	20	0
Paulding	17	143	37	197	154	86%	43	25
Perry	28	163	36	227	201	101%	26	1
Pickaway	32	420	73	525	483	98%	42	5
Pike	35	223	0	258	172	77%	86	0
Portage	40	833	46	919	866	99%	53	0
Preble	20	310	16	346	318	98%	28	0
Putnam	18	228	81	327	290	94%	37	1
Richland	26	990	11	1,027	974	97%	53	3
Ross	104	492	6	602	531	107%	71	7
Sandusky	56	708	6	770	742	104%	28	3
Scioto	56	402	36	494	446	102%	48	4
Seneca	32	340	83	455	423	100%	32	1
Shelby	23	350	92	465	440	100%	25	1
Stark	113	1,109	0	1,222	1,054	95%	168	0
Summit	693	3,163	200	4,056	3,813	113%	243	1
Trumbull	63	951	67	1,081	1,016	100%	65	2
Tuscarawas	52	539	39	630	563	97%	67	0
Union	25	370	59	454	432	101%	22	1
Van Wert	34	279	28	341	317	103%	24	0
Vinton	30	101	18	149	132	111%	17	2
Warren	81	1,333	120	1,534	1,465	101%	69	7
Washington	24	356	0	380	342	96%	38	0
Wayne	138	754	28	920	845	108%	75	5
Williams	42	281	21	344	318	105%	26	0
Wood	92	1,046	8	1,146	1,083	103%	63	0
Wyandot	7	289	47	343	324	96%	19	0
<b>Statewide</b>	<b>7,244</b>	<b>73,208</b>	<b>10,494</b>	<b>90,946</b>	<b>84,112</b>	<b>100%</b>	<b>6,834</b>	<b>634</b>

**Courts of Common Pleas – Juvenile Division**  
**Traffic Terminations**  
**2006**

County	Trial by Judge	Trial by Magistrate	Dismissal	Admission to Judge	Admission to Magistrate	Unavailability of Party	Transferred Out	Interlocutory Appeal/Order	Other Terminations	Total Terminations
Adams	3	6	24	41	152	0	44	0	2	272
Allen	1	17	18	209	531	3	117	0	8	904
Ashland	9	0	4	297	23	1	107	0	1	442
Ashtabula	0	0	50	1	663	0	1	0	18	733
Athens	0	1	25	61	184	0	36	0	0	307
Auglaize	1	0	2	395	0	2	93	0	0	493
Belmont	2	0	26	154	0	0	29	0	0	211
Brown	1	0	11	291	14	4	99	0	0	420
Butler	0	71	39	18	1,900	45	88	0	49	2,210
Carroll	1	0	6	119	0	0	41	0	27	194
Champaign	1	0	23	204	0	0	53	0	0	281
Clark	0	0	144	52	590	36	130	0	0	952
Clermont	22	5	560	50	984	0	20	0	1	1,642
Clinton	3	0	22	31	201	2	109	0	114	482
Columbiana	0	2	10	2	443	3	46	0	0	506
Coshocton	1	0	0	150	0	0	18	0	2	171
Crawford	0	2	5	27	253	0	86	0	0	373
Cuyahoga	0	444	2,201	258	5,670	1,642	104	1	3,720	14,040
Darke	0	0	146	135	0	0	70	0	38	389
Defiance	1	0	14	204	6	19	73	0	0	317
Delaware	0	0	28	32	932	4	58	0	2	1,056
Erie	0	4	21	0	398	2	310	0	159	894
Fairfield	20	5	13	19	857	11	54	0	79	1,058
Fayette	8	0	1	167	5	0	44	0	15	240
Franklin	0	49	581	57	4,508	401	647	0	184	6,427
Fulton	1	0	10	277	0	2	80	0	0	370
Gallia	4	0	115	105	0	0	26	0	3	253
Geauga	0	0	8	40	523	0	3	0	46	620
Greene	0	39	22	0	712	0	398	0	1	1,172
Guernsey	11	8	5	139	87	0	86	0	1	337
Hamilton	7	779	405	3	4,095	320	28	0	4	5,641
Hancock	1	0	17	109	450	6	93	0	0	676
Hardin	2	0	20	154	0	2	13	0	20	211
Harrison	2	0	0	82	0	0	19	0	0	103
Henry	0	0	9	72	81	0	49	0	17	228
Highland	59	0	12	251	0	0	7	0	1	330
Hocking	49	8	5	72	22	0	21	0	0	177
Holmes	1	0	2	188	0	0	54	0	0	245
Huron	10	0	49	464	11	2	117	0	1	654
Jackson	0	0	178	127	0	0	43	0	7	355
Jefferson	0	0	102	322	0	2	18	0	0	444
Knox	1	3	20	71	305	0	78	0	17	495
Lake	0	8	16	49	1,480	19	15	0	2	1,589
Lawrence	0	8	26	177	119	0	10	0	9	349
Licking	0	29	19	3	850	0	170	0	27	1,098
Logan	10	0	25	221	23	0	243	0	3	525
Lorain	2	59	81	0	1,591	81	211	0	2	2,027
Lucas	0	1	8	537	2,360	302	7	0	23	3,238

**Courts of Common Pleas – Juvenile Division**  
**Traffic Terminations**  
**2006**

County	Trial by Judge	Trial by Magistrate	Dismissal	Admission to Judge	Admission to Magistrate	Unavailability of Party	Transferred Out	Interlocutory Appeal/Order	Other Terminations	Total Terminations
Madison	12	0	9	56	203	7	132	0	2	421
Mahoning	0	29	113	449	810	38	123	0	34	1,596
Marion	0	2	13	23	494	0	92	0	3	627
Medina	0	36	22	1	581	1	209	0	301	1,151
Meigs	1	0	10	140	0	0	2	0	3	156
Mercer	0	1	208	97	0	2	55	0	213	576
Miami	0	8	54	6	537	1	121	0	107	834
Monroe	1	0	1	45	0	0	2	0	0	49
Montgomery	0	13	208	16	2,881	188	39	0	53	3,398
Morgan	1	0	2	55	0	0	7	0	0	65
Morrow	0	1	14	45	176	0	84	0	39	359
Muskingum	1	9	138	42	298	2	86	0	0	576
Noble	4	0	2	49	0	0	14	0	11	80
Ottawa	2	0	26	234	6	0	61	0	0	329
Paulding	0	0	47	77	0	2	26	0	2	154
Perry	4	0	0	34	0	0	24	0	139	201
Pickaway	8	0	84	223	25	0	143	0	0	483
Pike	8	0	28	104	0	0	31	0	1	172
Portage	0	1	18	0	834	10	3	0	0	866
Preble	1	0	10	204	2	1	60	0	40	318
Putnam	0	0	134	122	0	0	34	0	0	290
Richland	1	31	79	11	661	6	178	0	7	974
Ross	0	6	295	26	134	0	70	0	0	531
Sandusky	1	0	19	334	164	0	162	0	62	742
Scioto	0	3	97	3	311	3	29	0	0	446
Seneca	0	0	11	7	331	0	69	0	5	423
Shelby	1	1	9	249	94	0	78	0	8	440
Stark	0	12	16	2	993	0	31	0	0	1,054
Summit	3	27	213	7	3,087	284	57	0	135	3,813
Trumbull	0	1	35	2	892	15	71	0	0	1,016
Tuscarawas	0	0	14	0	450	0	99	0	0	563
Union	2	3	25	5	231	0	156	0	10	432
Van Wert	13	0	106	131	0	0	65	0	2	317
Vinton	32	0	10	14	0	0	22	0	54	132
Warren	0	25	22	0	1,060	0	314	0	44	1,465
Washington	0	4	14	59	233	0	32	0	0	342
Wayne	0	11	4	11	682	0	135	0	2	845
Williams	2	0	39	225	8	0	39	0	5	318
Wood	1	0	92	740	237	0	13	0	0	1,083
Wyandot	0	1	3	28	176	0	116	0	0	324
Statewide	333	1,773	7,372	10,313	47,614	3,471	7,350	1	5,885	84,112

**Courts of Common Pleas – Juvenile Division**  
 Dependency, Neglect and Abuse Overall Caseloads  
 2006

County	Cases Pending January 1	New Filings	Reactivations and Transfers	Total Cases	Total Terminations	Clearance Rate	Cases Pending December 31	Cases Pending Beyond Time Guidelines
Adams	35	61	12	108	72	99%	36	8
Allen	168	116	347	631	529	114%	102	16
Ashland	22	46	45	113	93	102%	20	3
Ashtabula	227	123	0	350	75	61%	275	3
Athens	13	74	15	102	82	92%	20	0
Auglaize	1	16	0	17	12	75%	5	1
Belmont	9	66	0	75	69	105%	6	2
Brown	30	104	3	137	101	94%	36	3
Butler	672	759	41	1,472	745	93%	727	0
Carroll	2	24	7	33	27	87%	6	0
Champaign	10	22	4	36	31	119%	5	2
Clark	95	230	79	404	335	108%	69	11
Clermont	68	130	8	206	151	109%	55	0
Clinton	38	38	7	83	67	149%	16	5
Columbiana	21	263	59	343	281	87%	62	2
Coshocton	7	34	3	44	38	103%	6	0
Crawford	19	124	0	143	138	111%	5	0
Cuyahoga	1,360	1,743	10,168	13,271	12,103	102%	1,168	476
Darke	71	58	4	133	108	174%	25	7
Defiance	17	38	10	65	34	71%	31	8
Delaware	34	181	0	215	129	71%	86	18
Erie	43	120	19	182	150	108%	32	11
Fairfield	38	144	71	253	236	110%	17	0
Fayette	8	38	1	47	27	69%	20	0
Franklin	979	3,083	808	4,870	4,103	105%	767	98
Fulton	6	38	18	62	56	100%	6	0
Gallia	24	54	1	79	58	105%	21	15
Geauga	6	25	0	31	27	108%	4	0
Greene	60	117	0	177	140	120%	37	11
Guernsey	29	37	86	152	130	106%	22	1
Hamilton	1,312	0	492	1,804	504	102%	1,300	28
Hancock	7	50	0	57	55	110%	2	0
Hardin	45	14	7	66	25	119%	41	0
Harrison	2	33	3	38	15	42%	23	0
Henry	19	4	9	32	26	200%	6	5
Highland	14	68	12	94	84	105%	10	0
Hocking	8	57	7	72	35	55%	37	8
Holmes	10	42	1	53	50	116%	3	1
Huron	29	154	0	183	165	107%	18	0
Jackson	12	31	3	46	34	100%	12	2
Jefferson	30	74	84	188	166	105%	22	17
Knox	13	47	5	65	45	87%	20	10
Lake	24	239	64	327	299	99%	28	1
Lawrence	18	49	0	67	58	118%	9	1
Licking	47	186	318	551	481	95%	70	0
Logan	27	79	1	107	96	120%	11	6
Lorain	66	349	32	447	377	99%	70	1

**Courts of Common Pleas – Juvenile Division**  
**Dependency, Neglect and Abuse Overall Caseloads**  
**2006**

<b>County</b>	<b>Cases Pending January 1</b>	<b>New Filings</b>	<b>Reactivations and Transfers</b>	<b>Total Cases</b>	<b>Total Terminations</b>	<b>Clearance Rate</b>	<b>Cases Pending December 31</b>	<b>Cases Pending Beyond Time Guidelines</b>
Lucas	84	530	37	651	567	100%	84	3
Madison	7	28	0	35	30	107%	5	0
Mahoning	128	261	93	482	342	97%	140	65
Marion	41	126	71	238	191	97%	47	15
Medina	9	51	0	60	51	100%	9	0
Meigs	26	52	7	85	62	105%	23	15
Mercer	25	42	89	156	132	101%	24	0
Miami	92	67	0	159	145	216%	14	0
Monroe	2	49	9	60	48	83%	12	0
Montgomery	244	861	9	1,114	842	97%	272	42
Morgan	4	11	0	15	14	127%	1	0
Morrow	14	13	22	49	32	91%	17	6
Muskingum	54	148	13	215	177	110%	38	7
Noble	1	18	4	23	15	68%	8	3
Ottawa	7	30	12	49	40	95%	9	6
Paulding	10	8	11	29	24	126%	5	2
Perry	28	51	7	86	74	128%	12	5
Pickaway	21	66	52	139	120	102%	19	5
Pike	14	41	0	55	30	73%	25	0
Portage	21	103	0	124	104	101%	20	0
Preble	15	66	9	90	67	89%	23	11
Putnam	4	19	16	39	29	83%	10	0
Richland	9	174	22	205	156	80%	49	10
Ross	29	151	0	180	128	85%	52	30
Sandusky	5	83	34	122	102	87%	20	6
Scioto	239	217	30	486	266	108%	220	111
Seneca	48	64	3	115	85	127%	30	24
Shelby	2	69	2	73	61	86%	12	1
Stark	123	315	393	831	653	92%	178	0
Summit	548	1,296	2	1,846	1,503	116%	343	14
Trumbull	61	262	56	379	321	101%	58	26
Tuscarawas	36	67	0	103	70	104%	33	0
Union	13	89	15	117	102	98%	15	4
Van Wert	7	27	67	101	98	104%	3	0
Vinton	16	31	1	48	44	138%	4	4
Warren	7	75	15	97	84	93%	13	0
Washington	4	28	0	32	25	89%	7	4
Wayne	60	247	0	307	279	113%	28	0
Williams	42	86	1	129	118	136%	11	0
Wood	57	102	270	429	370	99%	59	4
Wyandot	0	17	0	17	17	100%	0	0
<b>Statewide</b>	<b>7,952</b>	<b>15,423</b>	<b>14,226</b>	<b>37,601</b>	<b>30,280</b>	<b>102%</b>	<b>7,321</b>	<b>1,204</b>

**Courts of Common Pleas – Juvenile Division**  
**Dependency, Neglect and Abuse Terminations**  
**2006**

County	Trial by Judge	Trial by Magistrate	Dismissal	Admission to Judge	Admission to Magistrate	Unavailability of Party	Transferred Out	Interlocutory Appeal/Order	Other Terminations	Total Terminations
Adams	5	37	12	0	3	1	1	0	13	72
Allen	4	390	28	1	11	2	0	0	93	529
Ashland	19	0	0	34	2	0	1	0	37	93
Ashtabula	0	0	1	0	0	0	0	0	74	75
Athens	61	2	7	12	0	0	0	0	0	82
Auglaize	0	0	1	9	0	0	0	0	2	12
Belmont	0	22	9	3	35	0	0	0	0	69
Brown	65	0	20	15	0	0	1	0	0	101
Butler	0	245	93	35	173	54	3	0	142	745
Carroll	17	0	1	9	0	0	0	0	0	27
Champaign	0	0	6	0	0	0	1	0	24	31
Clark	198	11	43	76	3	1	3	0	0	335
Clermont	1	15	13	7	97	0	0	0	18	151
Clinton	25	3	6	0	0	0	1	0	32	67
Columbiana	5	31	65	0	175	1	0	0	4	281
Coshocton	12	1	5	16	0	2	0	0	2	38
Crawford	27	0	13	98	0	0	0	0	0	138
Cuyahoga	158	837	848	304	5,477	25	60	69	4,325	12,103
Darke	56	2	2	8	0	0	0	0	40	108
Defiance	2	0	1	31	0	0	0	0	0	34
Delaware	6	2	53	36	24	1	0	0	7	129
Erie	0	4	18	8	94	26	0	0	0	150
Fairfield	179	0	24	0	0	0	2	0	31	236
Fayette	7	1	6	3	0	0	0	0	10	27
Franklin	2	64	1,530	49	2,293	10	51	0	104	4,103
Fulton	1	2	6	25	0	4	0	0	18	56
Gallia	23	0	19	0	0	0	0	0	16	58
Geauga	0	0	4	1	0	0	0	0	22	27
Greene	17	103	10	0	0	0	0	0	10	140
Guernsey	75	0	4	0	0	0	5	0	46	130
Hamilton	0	350	55	5	94	0	0	0	0	504
Hancock	9	0	1	45	0	0	0	0	0	55
Hardin	0	0	11	14	0	0	0	0	0	25
Harrison	10	3	2	0	0	0	0	0	0	15
Henry	0	0	3	18	5	0	0	0	0	26
Highland	72	0	12	0	0	0	0	0	0	84
Hocking	9	0	1	12	11	0	0	0	2	35
Holmes	24	0	0	21	0	0	0	0	5	50
Huron	22	0	33	92	6	0	4	0	8	165
Jackson	10	0	6	11	1	0	0	0	6	34
Jefferson	0	0	5	119	36	6	0	0	0	166
Knox	1	0	18	15	0	0	2	0	9	45
Lake	0	10	80	2	2	41	0	0	164	299
Lawrence	3	1	10	42	2	0	0	0	0	58
Licking	0	0	12	2	103	0	0	0	364	481
Logan	7	0	0	53	0	0	31	0	5	96
Lorain	1	23	34	1	286	2	27	0	3	377

**Courts of Common Pleas – Juvenile Division**  
**Dependency, Neglect and Abuse Terminations**  
**2006**

County	Trial by Judge	Trial by Magistrate	Dismissal	Admission to Judge	Admission to Magistrate	Unavailability of Party	Transferred Out	Interlocutory Appeal/Order	Other Terminations	Total Terminations
Lucas	4	487	51	0	1	2	0	0	22	567
Madison	8	0	2	12	0	0	0	0	8	30
Mahoning	1	298	37	0	5	0	1	0	0	342
Marion	3	0	50	135	1	0	0	0	2	191
Medina	9	0	9	31	2	0	0	0	0	51
Meigs	51	0	6	3	0	0	1	0	1	62
Mercer	0	0	36	61	0	0	7	0	28	132
Miami	0	34	2	0	38	0	0	0	71	145
Monroe	1	0	11	35	0	0	0	0	1	48
Montgomery	5	602	114	6	105	2	3	0	5	842
Morgan	8	0	4	1	0	0	0	0	1	14
Morrow	2	1	0	18	2	0	3	0	6	32
Muskingum	139	0	20	1	0	0	12	0	5	177
Noble	8	0	5	0	0	0	0	0	2	15
Ottawa	0	0	7	32	1	0	0	0	0	40
Paulding	0	0	5	18	0	0	0	0	1	24
Perry	2	1	1	58	0	0	0	0	12	74
Pickaway	1	4	13	5	53	6	0	0	38	120
Pike	24	0	4	2	0	0	0	0	0	30
Portage	2	16	7	0	78	0	0	0	1	104
Preble	3	1	3	42	4	0	0	0	14	67
Putnam	0	0	4	21	0	0	0	0	4	29
Richland	1	22	16	8	102	0	0	0	7	156
Ross	0	0	38	1	89	0	0	0	0	128
Sandusky	0	0	5	16	74	0	0	0	7	102
Scioto	48	32	68	7	76	0	0	0	35	266
Seneca	13	8	10	45	3	0	0	0	6	85
Shelby	0	0	6	50	4	0	1	0	0	61
Stark	15	116	10	34	468	0	0	0	10	653
Summit	25	950	223	0	0	0	7	0	298	1,503
Trumbull	0	3	2	299	15	1	0	0	1	321
Tuscarawas	0	5	6	0	54	0	0	0	5	70
Union	0	4	25	12	53	1	3	0	4	102
Van Wert	79	1	8	1	0	0	6	0	3	98
Vinton	33	0	10	0	0	0	0	0	1	44
Warren	0	56	13	0	0	0	0	0	15	84
Washington	2	0	7	14	0	0	2	0	0	25
Wayne	0	1	92	131	50	0	1	0	4	279
Williams	0	0	12	104	0	0	0	0	2	118
Wood	14	1	22	220	113	0	0	0	0	370
Wyandot	0	0	0	17	0	0	0	0	0	17
Statewide	1,634	4,802	4,095	2,672	10,324	188	240	69	6,256	30,280



**Courts of Common Pleas – Juvenile Division**  
**Unruly Overall Caseloads**  
**2006**

<b>County</b>	<b>Cases Pending January 1</b>	<b>New Filings</b>	<b>Reactivations and Transfers</b>	<b>Total Cases</b>	<b>Total Terminations</b>	<b>Clearance Rate</b>	<b>Cases Pending December 31</b>	<b>Cases Pending Beyond Time Guidelines</b>
Adams	4	17	0	21	19	112%	2	1
Allen	15	100	16	131	113	97%	18	0
Ashland	9	34	12	55	49	107%	6	0
Ashtabula	211	598	0	809	468	78%	341	3
Athens	7	78	3	88	78	96%	10	0
Auglaize	5	57	5	67	59	95%	8	1
Belmont	16	119	0	135	116	97%	19	3
Brown	13	79	5	97	82	98%	15	2
Butler	101	934	53	1,088	969	98%	119	0
Carroll	2	7	0	9	8	114%	1	0
Champaign	13	115	4	132	121	102%	11	0
Clark	43	249	51	343	310	103%	33	4
Clermont	30	132	10	172	162	114%	10	0
Clinton	22	56	40	118	109	114%	9	1
Columbiana	3	85	0	88	82	96%	6	0
Coshocton	0	15	0	15	13	87%	2	0
Crawford	37	180	23	240	206	101%	34	3
Cuyahoga	147	847	1,074	2,068	1,895	99%	173	15
Darke	9	8	0	17	16	200%	1	0
Defiance	7	172	0	179	166	97%	13	0
Delaware	53	208	2	263	187	89%	76	4
Erie	82	642	204	928	849	100%	79	14
Fairfield	3	3	4	10	9	129%	1	0
Fayette	9	105	14	128	106	89%	22	0
Franklin	183	673	245	1,101	931	101%	170	35
Fulton	7	92	7	106	103	104%	3	0
Gallia	48	121	4	173	168	134%	5	0
Geauga	3	43	0	46	45	105%	1	0
Greene	6	89	0	95	90	101%	5	0
Guernsey	15	55	22	92	79	103%	13	0
Hamilton	104	1,682	1,089	2,875	2,752	99%	123	1
Hancock	23	217	14	254	225	97%	29	2
Hardin	2	102	10	114	76	68%	38	0
Harrison	0	22	5	27	23	85%	4	0
Henry	4	14	8	26	19	86%	7	1
Highland	14	119	6	139	118	94%	21	0
Hocking	11	120	5	136	121	97%	15	5
Holmes	12	70	0	82	69	99%	13	0
Huron	6	100	2	108	93	91%	15	2
Jackson	28	96	1	125	104	107%	21	14
Jefferson	25	220	4	249	210	94%	39	8
Knox	57	147	19	223	197	119%	26	11
Lake	63	445	56	564	499	100%	65	2
Lawrence	56	298	0	354	304	102%	50	3
Licking	5	70	10	85	77	96%	8	0
Logan	66	141	1	208	182	128%	26	14
Lorain	26	299	15	340	309	98%	31	0

**Courts of Common Pleas – Juvenile Division**  
**Unruly Overall Caseloads**  
**2006**

<b>County</b>	<b>Cases Pending January 1</b>	<b>New Filings</b>	<b>Reactivations and Transfers</b>	<b>Total Cases</b>	<b>Total Terminations</b>	<b>Clearance Rate</b>	<b>Cases Pending December 31</b>	<b>Cases Pending Beyond Time Guidelines</b>
Lucas	11	441	368	820	805	100%	15	2
Madison	9	50	3	62	62	117%	0	0
Mahoning	143	445	55	643	423	85%	220	107
Marion	69	480	168	717	656	101%	61	3
Medina	33	178	2	213	170	94%	43	5
Meigs	18	70	2	90	56	78%	34	27
Mercer	26	124	106	256	243	106%	13	2
Miami	42	285	57	384	353	103%	31	1
Monroe	0	18	2	20	20	100%	0	0
Montgomery	318	1,732	463	2,513	2,133	97%	380	124
Morgan	0	16	0	16	13	81%	3	0
Morrow	21	79	57	157	131	96%	26	12
Muskingum	27	236	4	267	222	93%	45	1
Noble	4	13	0	17	11	85%	6	4
Ottawa	9	53	5	67	58	100%	9	0
Paulding	2	37	1	40	35	92%	5	0
Perry	10	43	21	74	63	98%	11	3
Pickaway	5	105	10	120	114	99%	6	3
Pike	6	37	2	45	36	92%	9	0
Portage	5	29	3	37	36	113%	1	0
Preble	11	90	3	104	95	102%	9	0
Putnam	3	68	7	78	70	93%	8	1
Richland	54	425	71	550	515	104%	35	2
Ross	7	138	7	152	128	88%	24	6
Sandusky	31	129	19	179	149	101%	30	6
Scioto	163	35	0	198	48	137%	150	0
Seneca	44	239	10	293	265	106%	28	4
Shelby	5	77	8	90	86	101%	4	0
Stark	16	241	3	260	240	98%	20	7
Summit	194	819	46	1,059	970	112%	89	0
Trumbull	17	262	105	384	362	99%	22	1
Tuscarawas	14	103	3	120	99	93%	21	0
Union	29	134	22	185	170	109%	15	0
Van Wert	8	98	0	106	105	107%	1	0
Vinton	6	27	2	35	25	86%	10	3
Warren	6	101	8	115	100	92%	15	0
Washington	5	167	0	172	148	89%	24	0
Wayne	15	131	4	150	136	101%	14	1
Williams	1	6	5	12	10	91%	2	0
Wood	32	173	8	213	187	103%	26	1
Wyandot	4	75	5	84	76	95%	8	0
Statewide	3,028	18,084	4,708	25,820	22,610	99%	3,210	475

**Courts of Common Pleas – Juvenile Division**  
**Unruly Terminations**  
**2006**

County	Trial by Judge	Trial by Magistrate	Dismissal	Admission to Judge	Admission to Magistrate	Unavailability of Party	Transferred Out	Interlocutory Appeal/Order	Other Terminations	Total Terminations
Adams	1	4	4	5	4	0	0	0	1	19
Allen	0	2	24	10	60	4	10	0	3	113
Ashland	2	0	4	32	1	1	3	0	6	49
Ashtabula	0	1	7	13	445	0	0	0	2	468
Athens	0	0	15	1	45	0	8	0	9	78
Auglaize	0	0	3	46	0	0	10	0	0	59
Belmont	1	0	12	98	0	0	3	0	2	116
Brown	1	0	12	40	0	3	1	0	25	82
Butler	0	4	130	2	627	57	6	0	143	969
Carroll	0	0	1	7	0	0	0	0	0	8
Champaign	0	0	55	54	0	1	11	0	0	121
Clark	3	2	69	21	163	44	8	0	0	310
Clermont	0	1	30	28	74	2	3	0	24	162
Clinton	0	0	11	34	52	0	1	0	11	109
Columbiana	0	0	9	1	65	7	0	0	0	82
Coshocton	0	0	1	12	0	0	0	0	0	13
Crawford	0	0	21	11	144	0	30	0	0	206
Cuyahoga	0	7	319	67	830	584	16	0	72	1,895
Darke	0	0	4	10	0	0	0	0	2	16
Defiance	0	0	14	125	0	18	9	0	0	166
Delaware	0	7	54	2	99	2	20	0	3	187
Erie	0	0	94	16	335	92	41	0	271	849
Fairfield	0	0	5	2	2	0	0	0	0	9
Fayette	22	0	18	44	12	0	3	0	7	106
Franklin	0	5	467	1	249	160	21	0	28	931
Fulton	0	0	23	55	0	10	14	0	1	103
Gallia	3	0	69	84	0	0	6	0	6	168
Geauga	0	0	6	26	3	0	0	0	10	45
Greene	0	3	5	0	58	0	0	0	24	90
Guernsey	1	0	12	24	34	0	2	0	6	79
Hamilton	5	199	603	1	893	1,043	3	0	5	2,752
Hancock	0	0	15	54	76	32	16	0	32	225
Hardin	0	0	14	62	0	0	0	0	0	76
Harrison	3	1	4	13	0	2	0	0	0	23
Henry	0	0	3	3	11	0	0	0	2	19
Highland	39	0	29	44	0	3	1	0	2	118
Hocking	0	0	5	51	59	0	4	0	2	121
Holmes	0	0	6	41	4	0	2	0	16	69
Huron	1	0	8	30	50	1	3	0	0	93
Jackson	0	0	59	39	0	0	5	0	1	104
Jefferson	0	0	59	147	2	0	0	0	2	210
Knox	0	0	31	43	90	0	6	0	27	197
Lake	1	3	98	84	252	50	6	0	5	499
Lawrence	1	0	112	62	4	0	0	0	125	304
Licking	0	0	10	18	29	0	0	0	20	77
Logan	0	0	68	3	83	7	11	0	10	182
Lorain	0	1	19	2	265	20	2	0	0	309

**Courts of Common Pleas – Juvenile Division**  
**Unruly Terminations**  
**2006**

County	Trial by Judge	Trial by Magistrate	Dismissal	Admission to Judge	Admission to Magistrate	Unavailability of Party	Transferred Out	Interlocutory Appeal/Order	Other Terminations	Total Terminations
Lucas	0	0	414	1	25	360	0	0	5	805
Madison	0	0	3	1	53	0	4	0	1	62
Mahoning	0	62	133	23	134	65	2	0	4	423
Marion	0	0	62	3	321	0	0	0	270	656
Medina	0	2	36	0	100	7	1	0	24	170
Meigs	1	0	7	46	0	0	0	0	2	56
Mercer	4	0	78	110	0	1	13	0	37	243
Miami	1	0	20	20	297	4	10	0	1	353
Monroe	1	0	1	13	0	0	5	0	0	20
Montgomery	0	1	672	71	900	445	5	0	39	2,133
Morgan	0	0	0	12	1	0	0	0	0	13
Morrow	1	0	47	5	48	4	15	0	11	131
Muskingum	0	0	61	3	140	7	11	0	0	222
Noble	0	0	2	8	0	0	0	0	1	11
Ottawa	0	0	15	32	2	0	9	0	0	58
Paulding	0	0	3	32	0	0	0	0	0	35
Perry	3	0	3	44	0	0	2	0	11	63
Pickaway	2	1	21	79	0	5	6	0	0	114
Pike	3	0	20	12	0	0	1	0	0	36
Portage	0	0	15	0	18	2	0	0	1	36
Preble	1	4	12	60	15	1	0	0	2	95
Putnam	0	0	9	55	0	0	6	0	0	70
Richland	0	0	83	24	297	40	27	0	44	515
Ross	0	0	30	52	44	0	1	0	1	128
Sandusky	0	0	40	18	69	0	1	0	21	149
Scioto	0	0	17	5	13	13	0	0	0	48
Seneca	0	0	27	18	176	0	6	0	38	265
Shelby	0	0	16	33	28	0	9	0	0	86
Stark	0	6	21	7	198	1	7	0	0	240
Summit	1	40	158	14	555	91	2	0	109	970
Trumbull	0	2	23	0	210	105	0	0	22	362
Tuscarawas	0	0	6	93	0	0	0	0	0	99
Union	6	0	36	15	47	2	7	0	57	170
Van Wert	7	0	6	82	0	0	8	0	2	105
Vinton	11	0	4	0	0	0	1	0	9	25
Warren	0	0	3	2	55	0	2	0	38	100
Washington	0	4	28	6	109	1	0	0	0	148
Wayne	0	35	11	1	76	1	12	0	0	136
Williams	0	0	3	6	0	0	1	0	0	10
Wood	0	0	42	47	88	0	10	0	0	187
Wyandot	1	0	10	32	21	1	11	0	0	76
Statewide	127	397	4,839	2,653	9,160	3,299	480	0	1,655	22,610

**Courts of Common Pleas – Juvenile Division**  
**Adult Overall Caseloads**  
**2006**

County	Cases Pending January 1	New Filings	Reactivations and Transfers	Total Cases	Total Terminations	Clearance Rate	Cases Pending December 31	Cases Pending Beyond Time Guidelines
Adams	9	24	0	33	21	88%	12	5
Allen	3	21	7	31	26	93%	5	0
Ashland	6	14	3	23	15	88%	8	1
Ashtabula	68	134	0	202	89	66%	113	6
Athens	6	28	0	34	32	114%	2	0
Auglaize	0	3	0	3	2	67%	1	0
Belmont	3	11	0	14	12	109%	2	1
Brown	24	163	0	187	136	83%	51	0
Butler	447	598	8	1,053	337	56%	716	0
Carroll	0	0	0	0	0	-	0	0
Champaign	2	10	1	13	11	100%	2	0
Clark	25	116	34	175	155	103%	20	3
Clermont	10	36	1	47	37	100%	10	0
Clinton	19	20	0	39	30	150%	9	4
Columbiana	7	27	7	41	40	118%	1	0
Coshocton	0	0	0	0	0	-	0	0
Crawford	11	13	0	24	20	154%	4	1
Cuyahoga	2	21	8	31	25	86%	6	1
Darke	7	16	1	24	21	124%	3	2
Defiance	1	21	0	22	16	76%	6	0
Delaware	33	89	0	122	73	82%	49	3
Erie	8	33	1	42	36	106%	6	0
Fairfield	0	28	4	32	28	88%	4	0
Fayette	9	10	2	21	17	142%	4	0
Franklin	10	18	12	40	37	123%	3	1
Fulton	1	19	0	20	19	100%	1	0
Gallia	38	75	1	114	109	143%	5	0
Geauga	0	3	0	3	3	100%	0	0
Greene	0	14	0	14	5	36%	9	1
Guernsey	4	11	3	18	15	107%	3	0
Hamilton	237	1,185	649	2,071	1,861	101%	210	0
Hancock	4	24	3	31	21	78%	10	1
Hardin	14	19	2	35	21	100%	14	0
Harrison	0	0	0	0	0	-	0	0
Henry	8	34	6	48	32	80%	16	7
Highland	0	2	0	2	2	100%	0	0
Hocking	4	22	0	26	14	64%	12	2
Holmes	0	0	0	0	0	-	0	0
Huron	0	14	0	14	12	86%	2	0
Jackson	2	0	0	2	2	-	0	0
Jefferson	0	2	0	2	0	0%	2	0
Knox	24	31	0	55	41	132%	14	5
Lake	4	14	5	23	17	89%	6	0
Lawrence	3	28	0	31	26	93%	5	0
Licking	7	48	2	57	43	86%	14	0
Logan	4	23	1	28	19	79%	9	1
Lorain	26	54	59	139	109	96%	30	0

**Courts of Common Pleas – Juvenile Division**  
**Adult Overall Caseloads**  
**2006**

County	Cases Pending January 1	New Filings	Reactivations and Transfers	Total Cases	Total Terminations	Clearance Rate	Cases Pending December 31	Cases Pending Beyond Time Guidelines
Lucas	58	329	264	651	603	102%	48	3
Madison	0	0	0	0	0	-	0	0
Mahoning	28	26	23	77	58	118%	19	11
Marion	172	258	162	592	461	110%	131	29
Medina	0	9	0	9	6	67%	3	0
Meigs	0	13	1	14	11	79%	3	1
Mercer	1	12	1	14	12	92%	2	0
Miami	15	120	19	154	124	89%	30	1
Monroe	0	1	0	1	1	100%	0	0
Montgomery	86	319	38	443	351	98%	92	47
Morgan	2	2	0	4	1	50%	3	0
Morrow	16	12	8	36	30	150%	6	1
Muskingum	2	3	0	5	5	167%	0	0
Noble	3	8	0	11	10	125%	1	0
Ottawa	10	54	2	66	55	98%	11	0
Paulding	1	1	0	2	2	200%	0	0
Perry	0	5	2	7	7	100%	0	0
Pickaway	6	20	0	26	20	100%	6	0
Pike	8	104	1	113	98	93%	15	1
Portage	4	48	7	59	51	93%	8	0
Preble	0	4	1	5	5	100%	0	0
Putnam	0	0	0	0	0	-	0	0
Richland	20	42	5	67	61	130%	6	0
Ross	10	105	0	115	96	91%	19	4
Sandusky	14	29	1	44	22	73%	22	8
Scioto	13	22	1	36	30	130%	6	0
Seneca	12	28	1	41	39	134%	2	0
Shelby	7	52	3	62	52	95%	10	0
Stark	6	45	8	59	49	92%	10	0
Summit	106	960	132	1,198	1,074	98%	124	0
Trumbull	14	96	29	139	127	102%	12	3
Tuscarawas	10	13	0	23	17	131%	6	0
Union	12	17	0	29	24	141%	5	0
Van Wert	5	10	2	17	15	125%	2	0
Vinton	2	6	1	9	6	86%	3	1
Warren	15	174	8	197	170	93%	27	0
Washington	2	30	1	33	25	81%	8	0
Wayne	7	30	0	37	32	107%	5	1
Williams	3	3	0	6	3	100%	3	0
Wood	6	19	1	26	18	90%	8	1
Wyandot	1	6	0	7	5	83%	2	0
Statewide	1,767	6,111	1,542	9,420	7,363	96%	2,057	157

**Courts of Common Pleas – Juvenile Division**  
**Adult Terminations**  
**2006**

County	Trial by Judge	Trial by Magistrate	Dismissal	Admission to Judge	Admission to Magistrate	Unavailability of Party	Transferred Out	Interlocutory Appeal/Order	Other Terminations	Total Terminations
Adams	3	1	14	1	2	0	0	0	0	21
Allen	17	0	4	2	0	2	0	0	1	26
Ashland	2	0	4	6	1	1	0	0	1	15
Ashtabula	0	0	2	17	69	0	0	0	1	89
Athens	0	0	16	1	13	0	0	0	2	32
Auglaize	0	0	0	2	0	0	0	0	0	2
Belmont	2	0	7	3	0	0	0	0	0	12
Brown	0	3	41	30	0	0	1	0	61	136
Butler	2	4	106	50	156	4	0	0	15	337
Carroll	0	0	0	0	0	0	0	0	0	0
Champaign	2	0	4	4	0	0	0	0	1	11
Clark	1	7	57	2	43	45	0	0	0	155
Clermont	0	0	14	1	1	0	0	0	21	37
Clinton	0	2	7	1	11	1	0	0	8	30
Columbiana	5	0	13	14	0	8	0	0	0	40
Coshocton	0	0	0	0	0	0	0	0	0	0
Crawford	2	0	3	15	0	0	0	0	0	20
Cuyahoga	0	0	9	3	0	9	0	0	4	25
Darke	1	0	9	6	0	0	1	0	4	21
Defiance	0	0	0	7	0	8	1	0	0	16
Delaware	0	0	60	1	12	0	0	0	0	73
Erie	0	0	6	9	17	3	0	0	1	36
Fairfield	2	0	1	10	0	13	0	0	2	28
Fayette	4	1	3	8	0	0	0	0	1	17
Franklin	3	0	11	1	2	16	3	0	1	37
Fulton	1	0	6	10	0	1	0	0	1	19
Gallia	0	0	58	44	0	0	0	0	7	109
Geauga	0	0	2	1	0	0	0	0	0	3
Greene	2	0	2	0	0	0	0	0	1	5
Guernsey	1	0	3	8	1	0	0	0	2	15
Hamilton	48	162	904	26	279	422	0	0	20	1,861
Hancock	1	0	4	15	0	1	0	0	0	21
Hardin	0	0	4	16	0	1	0	0	0	21
Harrison	0	0	0	0	0	0	0	0	0	0
Henry	0	0	15	5	12	0	0	0	0	32
Highland	0	0	1	1	0	0	0	0	0	2
Hocking	0	2	4	4	2	1	0	0	1	14
Holmes	0	0	0	0	0	0	0	0	0	0
Huron	1	0	1	5	0	0	0	0	5	12
Jackson	0	0	1	1	0	0	0	0	0	2
Jefferson	0	0	0	0	0	0	0	0	0	0
Knox	0	0	20	16	4	0	0	0	1	41
Lake	3	1	4	1	2	5	0	0	1	17
Lawrence	0	0	13	10	1	0	0	0	2	26
Licking	0	0	7	18	1	0	0	0	17	43
Logan	1	0	4	6	1	0	1	0	6	19
Lorain	3	11	31	29	22	6	0	0	7	109

**Courts of Common Pleas – Juvenile Division**  
**Adult Terminations**  
**2006**

County	Trial by Judge	Trial by Magistrate	Dismissal	Admission to Judge	Admission to Magistrate	Unavailability of Party	Transferred Out	Interlocutory Appeal/Order	Other Terminations	Total Terminations
Lucas	28	3	186	59	4	323	0	0	0	603
Madison	0	0	0	0	0	0	0	0	0	0
Mahoning	8	5	27	0	1	17	0	0	0	58
Marion	0	0	119	261	2	78	0	0	1	461
Medina	1	0	2	2	1	0	0	0	0	6
Meigs	1	0	1	9	0	0	0	0	0	11
Mercer	0	0	1	7	0	3	0	0	1	12
Miami	4	0	29	74	6	8	0	0	3	124
Monroe	1	0	0	0	0	0	0	0	0	1
Montgomery	6	0	73	219	5	3	2	0	43	351
Morgan	0	0	1	0	0	0	0	0	0	1
Morrow	0	0	13	9	1	6	0	0	1	30
Muskingum	0	0	1	3	0	0	0	0	1	5
Noble	4	0	4	2	0	0	0	0	0	10
Ottawa	0	0	31	24	0	0	0	0	0	55
Paulding	0	0	0	2	0	0	0	0	0	2
Perry	1	0	0	4	0	0	0	0	2	7
Pickaway	0	0	10	9	0	1	0	0	0	20
Pike	14	0	66	15	0	0	0	0	3	98
Portage	4	2	25	4	7	9	0	0	0	51
Preble	0	0	1	3	0	0	0	0	1	5
Putnam	0	0	0	0	0	0	0	0	0	0
Richland	0	0	46	3	3	4	0	0	5	61
Ross	1	0	40	52	3	0	0	0	0	96
Sandusky	0	0	7	2	5	0	0	0	8	22
Scioto	0	2	11	0	13	4	0	0	0	30
Seneca	0	0	12	5	13	0	0	0	9	39
Shelby	0	0	15	33	4	0	0	0	0	52
Stark	2	0	16	21	2	8	0	0	0	49
Summit	0	29	318	5	376	305	0	0	41	1,074
Trumbull	0	0	51	0	49	26	0	0	1	127
Tuscarawas	0	0	4	13	0	0	0	0	0	17
Union	2	1	8	11	0	0	0	0	2	24
Van Wert	7	1	3	3	0	0	0	0	1	15
Vinton	3	0	1	0	0	1	0	0	1	6
Warren	10	14	20	46	41	0	2	0	37	170
Washington	0	0	6	14	0	4	0	0	1	25
Wayne	1	0	13	4	12	1	0	0	1	32
Williams	0	0	2	1	0	0	0	0	0	3
Wood	0	0	6	10	2	0	0	0	0	18
Wyandot	0	0	3	2	0	0	0	0	0	5
Statewide	205	251	2,647	1,341	1,202	1,348	11	0	358	7,363



**Courts of Common Pleas – Juvenile Division**  
**Motion for Permanent Custody Overall Caseloads**  
**2006**

County	Cases Pending January 1	New Filings	Reactivations and Transfers	Total Cases	Total Terminations	Clearance Rate	Cases Pending December 31	Cases Pending Beyond Time Guidelines
Adams	2	1	6	9	4	57%	5	5
Allen	11	0	17	28	12	71%	16	3
Ashland	8	6	0	14	5	83%	9	4
Ashtabula	11	0	34	45	5	15%	40	9
Athens	6	2	13	21	18	120%	3	3
Auglaize	0	0	6	6	6	100%	0	0
Belmont	0	0	15	15	13	87%	2	0
Brown	7	1	0	8	8	800%	0	0
Butler	0	24	49	73	20	27%	53	0
Carroll	0	0	2	2	2	100%	0	0
Champaign	0	0	0	0	0	-	0	0
Clark	16	1	26	43	33	122%	10	1
Clermont	13	6	22	41	26	93%	15	0
Clinton	8	0	7	15	9	129%	6	0
Columbiana	11	10	10	31	15	75%	16	0
Coshocton	0	2	0	2	1	50%	1	0
Crawford	9	17	0	26	20	118%	6	0
Cuyahoga	232	161	785	1,178	1,006	106%	172	19
Darke	5	1	0	6	6	600%	0	0
Defiance	2	0	0	2	2	-	0	0
Delaware	0	0	0	0	0	-	0	0
Erie	7	0	3	10	10	333%	0	0
Fairfield	13	0	28	41	29	104%	12	0
Fayette	0	2	4	6	5	83%	1	0
Franklin	101	5	147	253	144	95%	109	26
Fulton	1	0	12	13	12	100%	1	0
Gallia	2	7	1	10	9	113%	1	0
Geauga	0	0	0	0	0	-	0	0
Greene	0	68	0	68	62	91%	6	0
Guernsey	8	0	45	53	46	102%	7	0
Hamilton	413	617	2	1,032	546	88%	486	21
Hancock	9	0	29	38	18	62%	20	1
Hardin	10	0	0	10	1	-	9	0
Harrison	0	0	0	0	0	-	0	0
Henry	0	0	1	1	0	0%	1	0
Highland	0	0	0	0	0	-	0	0
Hocking	4	4	0	8	4	100%	4	0
Holmes	0	0	0	0	0	-	0	0
Huron	0	1	0	1	1	100%	0	0
Jackson	1	0	0	1	1	-	0	0
Jefferson	5	0	10	15	14	140%	1	0
Knox	0	0	0	0	0	-	0	0
Lake	0	6	0	6	6	100%	0	0
Lawrence	0	0	0	0	0	-	0	0
Licking	40	30	237	307	267	100%	40	0
Logan	1	0	4	5	3	75%	2	0
Lorain	14	13	55	82	61	90%	21	3

**Courts of Common Pleas – Juvenile Division**  
**Motion for Permanent Custody Overall Caseloads**  
**2006**

County	Cases Pending January 1	New Filings	Reactivations and Transfers	Total Cases	Total Terminations	Clearance Rate	Cases Pending December 31	Cases Pending Beyond Time Guidelines
Lucas	79	31	86	196	143	122%	53	3
Madison	3	7	0	10	9	129%	1	0
Mahoning	24	0	12	36	28	233%	8	5
Marion	9	0	6	15	14	233%	1	0
Medina	4	3	0	7	7	233%	0	0
Meigs	0	0	0	0	0	-	0	0
Mercer	1	0	3	4	4	133%	0	0
Miami	6	6	20	32	25	96%	7	0
Monroe	1	2	0	3	1	50%	2	0
Montgomery	76	0	146	222	160	110%	62	5
Morgan	4	0	0	4	4	-	0	0
Morrow	0	0	0	0	0	-	0	0
Muskingum	18	1	24	43	31	124%	12	1
Noble	0	4	0	4	2	50%	2	0
Ottawa	0	1	5	6	6	100%	0	0
Paulding	1	0	3	4	2	67%	2	0
Perry	4	1	0	5	5	500%	0	0
Pickaway	3	0	2	5	5	250%	0	0
Pike	0	1	0	1	1	100%	0	0
Portage	2	14	4	20	18	100%	2	0
Preble	1	4	4	9	2	25%	7	1
Putnam	0	0	0	0	0	-	0	0
Richland	10	0	12	22	20	167%	2	1
Ross	14	0	6	20	17	283%	3	0
Sandusky	8	2	5	15	14	200%	1	0
Scioto	0	0	0	0	0	-	0	0
Seneca	4	1	21	26	11	50%	15	2
Shelby	0	0	5	5	5	100%	0	0
Stark	29	12	68	109	89	111%	20	0
Summit	74	88	200	362	250	87%	112	0
Trumbull	3	0	40	43	42	105%	1	0
Tuscarawas	0	0	5	5	0	0%	5	0
Union	0	2	1	3	1	33%	2	1
Van Wert	0	0	3	3	2	67%	1	0
Vinton	1	0	5	6	6	120%	0	0
Warren	8	0	14	22	10	71%	12	0
Washington	0	0	2	2	1	50%	1	0
Wayne	24	0	9	33	31	344%	2	1
Williams	0	0	3	3	2	67%	1	0
Wood	2	0	2	4	4	200%	0	0
Wyandot	1	0	1	2	2	200%	0	0
Statewide	1,384	1,165	2,287	4,836	3,424	99%	1,412	115

**Courts of Common Pleas – Juvenile Division**  
**Motion for Permanent Custody Terminations**  
**2006**

County	Trial by Judge	Trial by Magistrate	Dismissal	Admission to Judge	Admission to Magistrate	Unavailability of Party	Transferred Out	Interlocutory Appeal/Order	Other Terminations	Total Terminations
Adams	1	1	2	0	0	0	0	0	0	4
Allen	11	0	0	0	0	0	0	0	1	12
Ashland	2	0	1	0	0	0	0	0	2	5
Ashtabula	0	0	0	0	0	0	0	0	5	5
Athens	17	0	0	1	0	0	0	0	0	18
Auglaize	1	0	0	5	0	0	0	0	0	6
Belmont	4	0	3	6	0	0	0	0	0	13
Brown	8	0	0	0	0	0	0	0	0	8
Butler	0	5	5	0	0	3	0	0	7	20
Carroll	2	0	0	0	0	0	0	0	0	2
Champaign	0	0	0	0	0	0	0	0	0	0
Clark	30	0	1	2	0	0	0	0	0	33
Clermont	0	21	1	1	1	0	0	0	2	26
Clinton	8	0	0	0	0	0	0	0	1	9
Columbiana	6	0	1	8	0	0	0	0	0	15
Coshocton	0	0	0	0	0	0	0	0	1	1
Crawford	13	0	2	5	0	0	0	0	0	20
Cuyahoga	175	39	94	70	343	1	10	27	247	1,006
Darke	0	0	3	1	0	0	0	0	2	6
Defiance	0	0	0	2	0	0	0	0	0	2
Delaware	0	0	0	0	0	0	0	0	0	0
Erie	0	7	0	1	2	0	0	0	0	10
Fairfield	15	0	14	0	0	0	0	0	0	29
Fayette	5	0	0	0	0	0	0	0	0	5
Franklin	1	1	57	0	79	0	1	0	5	144
Fulton	5	0	0	0	0	0	0	1	6	12
Gallia	9	0	0	0	0	0	0	0	0	9
Geauga	0	0	0	0	0	0	0	0	0	0
Greene	21	0	0	0	0	0	0	0	41	62
Guernsey	11	0	0	0	0	0	0	0	35	46
Hamilton	0	396	107	0	4	7	15	0	17	546
Hancock	11	0	2	3	0	0	0	0	2	18
Hardin	1	0	0	0	0	0	0	0	0	1
Harrison	0	0	0	0	0	0	0	0	0	0
Henry	0	0	0	0	0	0	0	0	0	0
Highland	0	0	0	0	0	0	0	0	0	0
Hocking	3	0	1	0	0	0	0	0	0	4
Holmes	0	0	0	0	0	0	0	0	0	0
Huron	0	0	0	0	0	0	0	0	1	1
Jackson	0	1	0	0	0	0	0	0	0	1
Jefferson	4	0	0	9	1	0	0	0	0	14
Knox	0	0	0	0	0	0	0	0	0	0
Lake	0	0	0	0	0	0	0	0	6	6
Lawrence	0	0	0	0	0	0	0	0	0	0
Licking	0	0	9	0	36	0	0	0	222	267
Logan	1	0	0	0	0	0	0	0	2	3
Lorain	14	0	6	29	2	2	5	0	3	61

**Courts of Common Pleas – Juvenile Division**  
**Motion for Permanent Custody Terminations**  
**2006**

County	Trial by Judge	Trial by Magistrate	Dismissal	Admission to Judge	Admission to Magistrate	Unavailability of Party	Transferred Out	Interlocutory Appeal/Order	Other Terminations	Total Terminations
Lucas	112	11	6	0	0	0	0	0	14	143
Madison	5	0	0	0	0	0	0	0	4	9
Mahoning	0	27	1	0	0	0	0	0	0	28
Marion	11	0	0	3	0	0	0	0	0	14
Medina	2	0	0	3	1	0	0	0	1	7
Meigs	0	0	0	0	0	0	0	0	0	0
Mercer	0	0	0	4	0	0	0	0	0	4
Miami	0	8	1	7	6	0	0	0	3	25
Monroe	1	0	0	0	0	0	0	0	0	1
Montgomery	0	141	6	0	9	2	0	0	2	160
Morgan	4	0	0	0	0	0	0	0	0	4
Morrow	0	0	0	0	0	0	0	0	0	0
Muskingum	23	0	3	0	0	0	0	0	5	31
Noble	0	0	2	0	0	0	0	0	0	2
Ottawa	2	0	0	3	1	0	0	0	0	6
Paulding	0	0	0	2	0	0	0	0	0	2
Perry	0	0	0	5	0	0	0	0	0	5
Pickaway	0	0	1	0	0	0	0	0	4	5
Pike	0	0	0	1	0	0	0	0	0	1
Portage	5	0	6	5	0	0	0	0	2	18
Preble	0	0	0	0	0	0	0	0	2	2
Putnam	0	0	0	0	0	0	0	0	0	0
Richland	0	9	7	4	0	0	0	0	0	20
Ross	0	2	1	1	13	0	0	0	0	17
Sandusky	7	0	0	3	1	0	0	0	3	14
Scioto	0	0	0	0	0	0	0	0	0	0
Seneca	1	0	9	0	1	0	0	0	0	11
Shelby	0	0	1	4	0	0	0	0	0	5
Stark	70	4	0	7	0	0	0	0	8	89
Summit	134	74	5	1	0	0	0	0	36	250
Trumbull	0	0	0	42	0	0	0	0	0	42
Tuscarawas	0	0	0	0	0	0	0	0	0	0
Union	0	0	0	0	0	0	0	0	1	1
Van Wert	2	0	0	0	0	0	0	0	0	2
Vinton	5	0	1	0	0	0	0	0	0	6
Warren	0	0	0	6	0	0	0	0	4	10
Washington	1	0	0	0	0	0	0	0	0	1
Wayne	0	0	3	21	0	0	0	0	7	31
Williams	0	0	0	2	0	0	0	0	0	2
Wood	4	0	0	0	0	0	0	0	0	4
Wyandot	0	0	1	0	0	0	0	0	1	2
Statewide	768	747	363	267	500	15	31	28	705	3,424

**Courts of Common Pleas – Juvenile Division**  
Custody, Change of Custody and Visitation Overall Caseloads  
2006

County	Cases Pending January 1	New Filings	Reactivations and Transfers	Total Cases	Total Terminations	Clearance Rate	Cases Pending December 31	Cases Pending Beyond Time Guidelines
Adams	24	41	16	81	56	98%	25	6
Allen	22	21	8	51	38	131%	13	0
Ashland	46	24	57	127	95	117%	32	2
Ashtabula	255	97	2	354	12	12%	342	9
Athens	43	91	58	192	150	101%	42	0
Auglaize	3	14	0	17	12	86%	5	0
Belmont	35	96	41	172	131	96%	41	3
Brown	19	53	1	73	61	113%	12	0
Butler	701	580	330	1,611	587	65%	1,024	0
Carroll	4	13	33	50	46	100%	4	0
Champaign	39	49	57	145	114	108%	31	3
Clark	88	40	132	260	181	105%	79	17
Clermont	234	160	304	698	393	85%	305	0
Clinton	54	27	7	88	53	156%	35	7
Columbiana	62	150	64	276	221	103%	55	2
Coshocton	17	47	77	141	103	83%	38	0
Crawford	4	11	0	15	9	82%	6	0
Cuyahoga	1,123	1,442	1,122	3,687	2,511	98%	1,176	273
Darke	27	14	3	44	30	176%	14	5
Defiance	2	6	0	8	6	100%	2	0
Delaware	123	123	0	246	143	116%	103	25
Erie	50	66	45	161	116	105%	45	5
Fairfield	3	1	36	40	34	92%	6	0
Fayette	46	55	48	149	116	113%	33	8
Franklin	912	1,488	530	2,930	1,884	93%	1,046	167
Fulton	28	47	51	126	100	102%	26	0
Gallia	6	85	21	112	96	91%	16	4
Geauga	5	34	0	39	32	94%	7	0
Greene	100	330	0	430	347	105%	83	6
Guernsey	61	56	71	188	156	123%	32	1
Hamilton	813	751	1,490	3,054	2,208	99%	846	59
Hancock	62	64	62	188	138	110%	50	22
Hardin	21	25	57	103	75	91%	28	1
Harrison	8	21	8	37	35	121%	2	0
Henry	29	13	26	68	45	115%	23	10
Highland	19	27	36	82	59	94%	23	0
Hocking	30	68	1	99	59	86%	40	7
Holmes	16	78	0	94	84	108%	10	0
Huron	27	94	1	122	87	92%	35	2
Jackson	61	37	25	123	72	116%	51	19
Jefferson	115	102	164	381	292	110%	89	8
Knox	29	34	40	103	69	93%	34	8
Lake	20	73	17	110	76	84%	34	1
Lawrence	68	132	0	200	138	105%	62	13
Licking	4	54	3	61	56	98%	5	0
Logan	28	23	36	87	59	100%	28	5
Lorain	225	313	716	1,254	1,026	100%	228	10

**Courts of Common Pleas – Juvenile Division**  
 Custody, Change of Custody and Visitation Overall Caseloads  
 2006

County	Cases Pending January 1	New Filings	Reactivations and Transfers	Total Cases	Total Terminations	Clearance Rate	Cases Pending December 31	Cases Pending Beyond Time Guidelines
Lucas	560	1,028	787	2,375	1,777	98%	598	25
Madison	14	47	4	65	48	94%	17	3
Mahoning	266	45	441	752	495	102%	257	55
Marion	66	40	155	261	156	80%	105	12
Medina	69	94	79	242	158	91%	84	3
Meigs	3	16	32	51	34	71%	17	3
Mercer	32	9	72	113	88	109%	25	4
Miami	158	196	656	1,010	765	90%	245	15
Monroe	2	6	8	16	12	86%	4	0
Montgomery	896	581	1,679	3,156	2,125	94%	1,031	72
Morgan	20	7	16	43	29	126%	14	0
Morrow	25	18	24	67	49	117%	18	10
Muskingum	0	0	2	2	2	100%	0	0
Noble	24	43	12	79	54	98%	25	7
Ottawa	34	50	60	144	108	98%	36	4
Paulding	8	8	24	40	26	81%	14	2
Perry	29	17	21	67	38	100%	29	7
Pickaway	10	30	23	63	49	92%	14	2
Pike	15	33	5	53	10	26%	43	4
Portage	39	89	93	221	182	100%	39	0
Preble	66	85	4	155	109	122%	46	7
Putnam	4	1	23	28	23	96%	5	2
Richland	0	0	118	118	73	62%	45	1
Ross	51	49	0	100	61	124%	39	18
Sandusky	107	99	85	291	158	86%	133	33
Scioto	113	111	42	266	175	114%	91	19
Seneca	40	45	51	136	91	95%	45	6
Shelby	20	14	69	103	82	99%	21	1
Stark	98	319	22	439	287	84%	152	0
Summit	519	234	278	1,031	787	154%	244	3
Trumbull	200	59	1,352	1,611	1,350	96%	261	19
Tuscarawas	0	0	0	0	0	-	0	0
Union	46	54	46	146	116	116%	30	4
Van Wert	25	13	19	57	42	131%	15	1
Vinton	40	22	46	108	76	112%	32	16
Warren	91	169	178	438	340	98%	98	1
Washington	15	64	34	113	90	92%	23	0
Wayne	88	23	222	333	255	104%	78	8
Williams	34	19	43	96	67	108%	29	0
Wood	75	82	171	328	262	104%	66	1
Wyandot	6	32	22	60	43	80%	17	0
Statewide	9,619	11,021	12,814	33,454	23,103	97%	10,351	1,076

**Courts of Common Pleas – Juvenile Division**  
**Custody, Change of Custody and Visitation Terminations**  
**2006**

County	Trial by Judge	Trial by Magistrate	Dismissal	Admission to Judge	Admission to Magistrate	Unavailability of Party	Transferred Out	Private Judge	Interlocutory Appeal/Order	Other Terminations	Total Terminations
Adams	3	21	10	4	11	0	0	0	0	7	56
Allen	1	14	10	5	6	1	0	0	0	1	38
Ashland	50	0	19	0	0	3	0	0	0	20	95
Ashtabula	0	0	0	0	0	0	0	0	0	12	12
Athens	0	3	46	4	92	2	0	0	0	3	150
Auglaize	4	0	2	6	0	0	0	0	0	0	12
Belmont	3	31	20	27	48	0	0	0	0	1	131
Brown	1	1	9	48	2	0	0	0	0	0	61
Butler	0	178	117	0	91	45	0	0	0	155	587
Carroll	43	0	2	0	0	0	0	0	0	1	46
Champaign	0	0	13	3	6	1	0	0	0	83	114
Clark	92	69	12	1	0	0	0	0	0	7	181
Clermont	1	31	84	8	90	0	0	0	0	179	393
Clinton	0	15	2	1	5	0	0	0	0	30	53
Columbiana	7	7	26	126	55	0	0	0	0	0	221
Coshocton	1	28	22	0	44	7	0	0	0	0	103
Crawford	0	0	1	8	0	0	0	0	0	0	9
Cuyahoga	18	243	626	3	3	25	0	0	29	1,543	2,511
Darke	3	5	2	3	1	0	0	0	0	16	30
Defiance	0	0	0	3	2	0	0	0	0	1	6
Delaware	1	5	28	17	87	0	0	1	0	4	143
Erie	0	6	29	4	46	19	0	0	0	12	116
Fairfield	31	0	3	0	0	0	0	0	0	0	34
Fayette	62	29	0	0	0	0	0	0	0	25	116
Franklin	20	277	718	38	566	10	0	1	1	94	1,884
Fulton	2	6	6	0	1	9	0	0	0	75	100
Gallia	37	0	6	43	0	0	0	0	0	10	96
Geauga	0	0	5	0	0	0	0	0	0	27	32
Greene	14	280	50	0	0	0	0	0	0	1	347
Guernsey	93	23	26	0	1	1	0	0	0	12	156
Hamilton	25	707	149	0	1,254	10	0	0	0	63	2,208
Hancock	0	9	22	52	54	1	0	0	0	0	138
Hardin	0	0	8	66	0	0	0	0	0	1	75
Harrison	2	15	6	7	1	0	0	0	0	4	35
Henry	0	0	8	24	8	0	0	0	0	5	45
Highland	41	0	12	1	0	1	0	0	0	4	59
Hocking	13	9	8	8	8	0	0	0	0	12	59
Holmes	6	0	13	0	0	0	0	0	0	59	84
Huron	3	10	14	4	55	0	0	0	0	1	87
Jackson	1	9	15	0	0	0	0	0	0	47	72
Jefferson	0	5	54	51	177	3	0	0	0	1	292
Knox	0	8	12	0	0	0	0	0	0	49	69
Lake	2	9	10	1	0	15	0	0	0	38	76
Lawrence	0	0	36	100	2	0	0	0	0	0	138
Licking	0	0	3	0	0	0	0	0	0	53	56
Logan	23	0	2	2	27	0	0	0	0	0	59
Lorain	64	57	94	213	437	11	0	0	0	123	1,026

**Courts of Common Pleas – Juvenile Division**  
**Custody, Change of Custody and Visitation Terminations**  
**2006**

County	Trial by Judge	Trial by Magistrate	Dismissal	Admission to Judge	Admission to Magistrate	Unavailability of Party	Transferred Out	Private Judge	Interlocutory Appeal/Order	Other Terminations	Total Terminations
Lucas	9	1,119	292	2	281	19	0	0	0	53	1,777
Madison	13	0	11	18	1	0	0	0	0	5	48
Mahoning	7	385	64	0	29	6	0	0	0	4	495
Marion	3	15	21	98	9	0	0	0	0	5	156
Medina	1	58	26	0	53	9	0	0	0	5	158
Meigs	19	0	2	11	0	0	0	0	0	2	34
Mercer	0	0	7	20	0	0	0	0	3	58	88
Miami	7	191	144	0	189	5	0	0	0	224	765
Monroe	1	0	3	8	0	0	0	0	0	0	12
Montgomery	8	1,060	354	34	610	11	0	0	0	46	2,125
Morgan	20	0	6	2	0	0	0	0	0	1	29
Morrow	3	2	2	9	15	2	0	0	0	15	49
Muskingum	1	1	0	0	0	0	0	0	0	0	2
Noble	34	0	15	0	0	0	0	0	0	5	54
Ottawa	10	3	20	69	6	0	0	0	0	0	108
Paulding	0	0	3	23	0	0	0	0	0	0	26
Perry	0	17	12	0	0	0	0	0	0	9	38
Pickaway	0	0	9	0	7	0	0	0	0	33	49
Pike	7	0	1	1	0	0	0	0	0	1	10
Portage	0	11	12	0	0	1	0	0	0	158	182
Preble	0	0	7	8	64	0	0	0	0	30	109
Putnam	4	0	2	17	0	0	0	0	0	0	23
Richland	0	11	5	3	53	0	0	0	0	1	73
Ross	0	0	17	16	26	0	0	0	0	1	61
Sandusky	0	1	22	15	76	0	0	0	0	43	158
Scioto	22	18	50	20	24	0	0	0	0	40	175
Seneca	4	27	7	7	45	1	0	0	0	0	91
Shelby	0	0	5	50	25	0	0	0	0	2	82
Stark	27	67	62	70	38	0	0	0	0	23	287
Summit	25	362	60	4	5	4	0	0	0	326	787
Trumbull	0	5	27	1,220	87	6	0	0	0	5	1,350
Tuscarawas	0	0	0	0	0	0	0	0	0	0	0
Union	0	2	19	23	63	0	0	0	0	9	116
Van Wert	3	26	4	2	1	0	0	0	0	6	42
Vinton	36	0	25	1	0	2	0	0	0	11	76
Warren	0	2	62	145	2	0	0	0	0	129	340
Washington	12	3	14	59	1	0	0	0	0	0	90
Wayne	2	0	37	43	115	0	0	0	0	58	255
Williams	0	0	7	4	51	0	0	0	0	3	67
Wood	2	13	38	50	157	0	0	0	1	0	262
Wyandot	0	7	6	12	11	0	0	0	0	6	43
Statewide	947	5,516	3,840	2,945	5,224	230	0	2	34	4,096	23,103



**Courts of Common Pleas – Juvenile Division**  
 Support Enforcement or Modification Overall Caseloads  
 2006

County	Cases Pending January 1	New Filings	Reactivations and Transfers	Total Cases	Total Terminations	Clearance Rate	Cases Pending December 31	Cases Pending Beyond Time Guidelines
Adams	98	99	204	401	350	116%	51	3
Allen	564	44	1,153	1,761	1,361	114%	400	13
Ashland	118	112	310	540	468	111%	72	7
Ashtabula	8	65	0	73	68	105%	5	12
Athens	424	232	593	1,249	678	82%	571	39
Auglaize	5	40	0	45	26	65%	19	0
Belmont	63	126	2	191	159	124%	32	9
Brown	72	224	0	296	231	103%	65	1
Butler	409	664	1,193	2,266	698	38%	1,568	0
Carroll	11	47	180	238	228	100%	10	0
Champaign	54	53	139	246	193	101%	53	1
Clark	366	569	1,622	2,557	2,300	105%	257	1
Clermont	598	440	1,412	2,450	1,728	93%	722	0
Clinton	127	63	93	283	192	123%	91	9
Columbiana	306	416	351	1,073	752	98%	321	3
Coshocton	126	301	207	634	531	105%	103	0
Crawford	7	34	0	41	32	94%	9	0
Cuyahoga	1,402	2,229	4,339	7,970	6,131	93%	1,839	47
Darke	216	147	12	375	346	218%	29	13
Defiance	10	97	1	108	86	88%	22	0
Delaware	290	566	1	857	486	86%	371	27
Erie	287	234	1,053	1,574	1,255	98%	319	2
Fairfield	0	0	1	1	1	100%	0	0
Fayette	105	39	141	285	236	131%	49	4
Franklin	1,835	1,450	1,442	4,727	3,567	123%	1,160	65
Fulton	63	58	127	248	194	105%	54	0
Gallia	38	0	380	418	352	93%	66	1
Geauga	12	46	2	60	49	102%	11	0
Greene	344	821	0	1,165	798	97%	367	7
Guernsey	78	121	746	945	881	102%	64	0
Hamilton	1,721	2,647	6,856	11,224	9,255	97%	1,969	6
Hancock	172	208	264	644	475	101%	169	8
Hardin	185	126	168	479	337	115%	142	0
Harrison	48	36	153	237	198	105%	39	0
Henry	117	37	96	250	157	118%	93	21
Highland	47	181	282	510	413	89%	97	0
Hocking	3	23	4	30	8	30%	22	0
Holmes	26	60	1	87	71	116%	16	0
Huron	19	126	7	152	136	102%	16	0
Jackson	98	94	59	251	144	94%	107	19
Jefferson	143	108	858	1,109	852	88%	257	13
Knox	72	135	222	429	361	101%	68	3
Lake	148	238	82	468	383	120%	85	0
Lawrence	0	0	0	0	0	-	0	0
Licking	0	0	0	0	0	-	0	0
Logan	196	212	514	922	664	91%	258	4
Lorain	502	635	2,223	3,360	2,502	88%	858	1

**Courts of Common Pleas – Juvenile Division**  
 Support Enforcement or Modification Overall Caseloads  
 2006

County	Cases Pending January 1	New Filings	Reactivations and Transfers	Total Cases	Total Terminations	Clearance Rate	Cases Pending December 31	Cases Pending Beyond Time Guidelines
Lucas	709	1,181	1,064	2,954	2,361	105%	593	2
Madison	20	75	3	98	71	91%	27	4
Mahoning	782	43	1,124	1,949	1,467	126%	482	62
Marion	336	1	858	1,195	913	106%	282	19
Medina	139	140	550	829	667	97%	162	1
Meigs	22	25	68	115	91	98%	24	11
Mercer	72	104	326	502	448	104%	54	0
Miami	144	247	1,138	1,529	1,278	92%	251	1
Monroe	21	24	20	65	40	91%	25	1
Montgomery	793	2,004	1,179	3,976	3,115	98%	861	51
Morgan	23	14	248	285	269	103%	16	0
Morrow	17	32	31	80	62	98%	18	0
Muskingum	0	0	1	1	1	100%	0	0
Noble	17	17	13	47	36	120%	11	2
Ottawa	64	66	160	290	234	104%	56	1
Paulding	30	39	48	117	87	100%	30	3
Perry	73	146	128	347	230	84%	117	7
Pickaway	43	102	127	272	255	111%	17	1
Pike	13	69	4	86	36	49%	50	0
Portage	62	56	308	426	323	89%	103	0
Preble	120	442	1	563	449	101%	114	16
Putnam	33	4	87	124	91	100%	33	0
Richland	11	1	7	19	19	238%	0	0
Ross	60	73	0	133	79	108%	54	12
Sandusky	64	69	60	193	148	115%	45	1
Scioto	0	0	0	0	0	-	0	0
Seneca	192	134	184	510	313	98%	197	21
Shelby	98	119	361	578	497	104%	81	3
Stark	864	762	3	1,629	1,497	196%	132	0
Summit	0	0	22	22	3	14%	19	0
Trumbull	261	220	709	1,190	848	91%	342	11
Tuscarawas	0	0	0	0	0	-	0	0
Union	56	97	169	322	222	83%	100	3
Van Wert	63	3	307	373	303	98%	70	0
Vinton	43	5	63	111	83	122%	28	8
Warren	414	450	623	1,487	1,186	111%	301	0
Washington	40	104	149	293	227	90%	66	0
Wayne	116	18	199	333	262	121%	71	3
Williams	53	66	126	245	189	98%	56	0
Wood	171	281	554	1,006	864	103%	142	0
Wyandot	10	0	82	92	78	95%	14	0
Statewide	17,582	21,436	38,597	77,615	59,675	99%	17,940	583

**Courts of Common Pleas – Juvenile Division**  
**Support Enforcement or Modification Terminations**  
**2006**

County	Trial by Judge	Trial by Magistrate	Dismissal	Admission to Judge	Admission to Magistrate	Unavailability of Party	Transferred Out	Private Judge	Interlocutory Appeal/Order	Other Terminations	Total Terminations
Adams	4	86	23	118	29	38	1	0	0	51	350
Allen	26	166	286	28	450	216	0	0	0	189	1,361
Ashland	185	0	27	7	0	61	1	0	0	187	468
Ashtabula	0	0	0	0	0	0	0	0	0	68	68
Athens	26	0	64	31	524	31	0	0	0	2	678
Auglaize	0	0	7	19	0	0	0	0	0	0	26
Belmont	0	52	34	0	70	0	3	0	0	0	159
Brown	0	0	35	196	0	0	0	0	0	0	231
Butler	0	57	11	0	9	142	0	0	0	479	698
Carroll	217	0	6	2	0	3	0	0	0	0	228
Champaign	0	0	35	0	4	8	6	0	0	140	193
Clark	12	1,411	642	218	0	1	0	0	0	16	2,300
Clermont	2	36	482	2	653	0	0	0	0	553	1,728
Clinton	0	0	53	7	76	20	1	0	0	35	192
Columbiana	2	3	195	70	441	41	0	0	0	0	752
Coshocton	0	32	105	0	377	17	0	0	0	0	531
Crawford	0	0	7	0	25	0	0	0	0	0	32
Cuyahoga	30	106	1,226	252	651	1,669	7	0	24	2,166	6,131
Darke	10	90	47	18	35	0	0	0	0	146	346
Defiance	0	0	19	1	65	0	0	0	0	1	86
Delaware	1	6	182	10	283	0	1	0	0	3	486
Erie	0	0	149	20	481	592	0	0	0	13	1,255
Fairfield	0	0	0	0	0	1	0	0	0	0	1
Fayette	130	61	0	0	0	1	1	0	0	43	236
Franklin	18	304	1,277	42	1,514	182	21	0	2	207	3,567
Fulton	5	24	46	4	52	15	1	0	0	47	194
Gallia	38	153	56	4	0	0	0	0	0	101	352
Geauga	0	1	3	3	0	4	1	0	0	37	49
Greene	162	416	220	0	0	0	0	0	0	0	798
Guernsey	43	536	189	0	0	104	1	2	0	6	881
Hamilton	18	169	1,525	3	5,717	1,799	0	0	0	24	9,255
Hancock	0	154	74	21	196	28	1	0	0	1	475
Hardin	0	0	122	200	0	11	3	0	0	1	337
Harrison	5	151	15	0	14	4	0	0	0	9	198
Henry	0	0	37	9	102	0	0	0	0	9	157
Highland	215	0	143	1	0	51	0	0	0	3	413
Hocking	1	4	1	0	2	0	0	0	0	0	8
Holmes	0	3	20	0	0	0	0	0	0	48	71
Huron	1	0	8	2	62	13	0	0	0	50	136
Jackson	0	2	50	1	19	0	0	0	0	72	144
Jefferson	1	7	15	606	194	7	0	0	0	22	852
Knox	1	13	27	1	0	0	1	0	0	318	361
Lake	25	175	52	11	0	72	1	0	0	47	383
Lawrence	0	0	0	0	0	0	0	0	0	0	0
Licking	0	0	0	0	0	0	0	0	0	0	0
Logan	0	0	2	3	657	0	2	0	0	0	664
Lorain	139	43	1,276	185	27	808	4	0	0	20	2,502

**Courts of Common Pleas – Juvenile Division**  
**Support Enforcement or Modification Terminations**  
**2006**

County	Trial by Judge	Trial by Magistrate	Dismissal	Admission to Judge	Admission to Magistrate	Unavailability of Party	Transferred Out	Private Judge	Interlocutory Appeal/Order	Other Terminations	Total Terminations
Lucas	7	1,438	574	4	13	301	0	0	0	24	2,361
Madison	4	0	19	31	1	0	0	0	0	16	71
Mahoning	29	1,153	230	0	35	17	0	0	0	3	1,467
Marion	0	0	377	524	2	0	0	0	0	10	913
Medina	0	34	94	0	193	108	0	0	0	238	667
Meigs	30	0	16	45	0	0	0	0	0	0	91
Mercer	0	0	33	94	0	19	0	0	1	301	448
Miami	37	519	191	0	71	31	0	0	0	429	1,278
Monroe	5	0	4	30	0	1	0	0	0	0	40
Montgomery	2	745	511	20	1,763	40	1	0	0	33	3,115
Morgan	149	0	19	4	0	19	2	0	0	76	269
Morrow	1	1	7	9	27	6	0	0	0	11	62
Muskingum	0	0	0	0	0	0	0	0	0	1	1
Noble	26	0	8	0	0	0	0	0	0	2	36
Ottawa	2	20	29	53	96	34	0	0	0	0	234
Paulding	0	0	33	53	0	0	0	0	0	1	87
Perry	1	116	52	8	0	5	0	0	0	48	230
Pickaway	0	0	23	0	39	32	0	0	0	161	255
Pike	9	0	7	14	0	0	0	0	0	6	36
Portage	0	11	27	0	6	46	0	0	0	233	323
Preble	0	0	40	4	112	0	0	0	0	293	449
Putnam	0	0	19	69	0	3	0	0	0	0	91
Richland	0	1	11	3	3	0	0	0	0	1	19
Ross	0	0	14	61	2	0	0	0	0	2	79
Sandusky	0	0	23	2	68	0	1	0	0	54	148
Scioto	0	0	0	0	0	0	0	0	0	0	0
Seneca	1	99	52	3	149	9	0	0	0	0	313
Shelby	0	0	84	4	396	12	1	0	0	0	497
Stark	24	206	435	189	528	0	0	0	0	115	1,497
Summit	0	2	0	0	0	0	0	0	0	1	3
Trumbull	0	5	206	629	6	1	0	0	0	1	848
Tuscarawas	0	0	0	0	0	0	0	0	0	0	0
Union	0	0	82	22	87	27	0	0	0	4	222
Van Wert	3	269	29	0	0	2	0	0	0	0	303
Vinton	35	0	14	0	0	15	0	0	0	19	83
Warren	0	2	187	4	1	0	0	0	0	992	1,186
Washington	0	6	65	1	122	24	0	0	0	9	227
Wayne	0	0	22	7	93	21	0	0	0	119	262
Williams	0	0	25	1	149	0	12	0	0	2	189
Wood	0	3	153	365	343	0	0	0	0	0	864
Wyandot	0	3	11	4	47	11	2	0	0	0	78
Statewide	1,682	8,894	12,519	4,352	17,081	6,723	76	2	27	8,319	59,675

**Courts of Common Pleas – Juvenile Division**  
 Parentage Overall Caseloads  
 2006

County	Cases Pending January 1	New Filings	Reactivations and Transfers	Total Cases	Total Terminations	Clearance Rate	Cases Pending December 31	Cases Pending Beyond Time Guidelines
Adams	22	3	19	44	41	186%	3	0
Allen	253	606	191	1,050	865	109%	185	7
Ashland	13	11	11	35	19	86%	16	1
Ashtabula	194	339	1	534	445	131%	89	12
Athens	29	18	2	49	28	140%	21	7
Auglaize	16	73	1	90	67	91%	23	0
Belmont	8	17	0	25	14	82%	11	4
Brown	14	57	2	73	60	102%	13	0
Butler	226	232	40	498	95	35%	403	0
Carroll	3	5	0	8	5	100%	3	0
Champaign	8	19	8	35	24	89%	11	0
Clark	62	79	31	172	107	97%	65	4
Clermont	151	330	25	506	378	106%	128	0
Clinton	25	27	45	97	59	82%	38	3
Columbiana	172	386	29	587	403	97%	184	0
Coshocton	5	13	3	21	16	100%	5	0
Crawford	28	132	0	160	144	109%	16	3
Cuyahoga	1,544	2,539	4,900	8,983	6,958	94%	2,025	67
Darke	33	11	0	44	38	345%	6	2
Defiance	17	67	0	84	71	106%	13	0
Delaware	19	29	0	48	28	97%	20	2
Erie	7	44	37	88	63	78%	25	0
Fairfield	0	0	0	0	0	-	0	0
Fayette	4	8	0	12	9	113%	3	0
Franklin	806	1,063	111	1,980	1,142	97%	838	38
Fulton	13	8	10	31	25	139%	6	0
Gallia	46	112	0	158	103	92%	55	4
Geauga	1	9	0	10	7	78%	3	0
Greene	19	30	0	49	34	113%	15	0
Guernsey	8	4	5	17	15	167%	2	0
Hamilton	474	978	1,427	2,879	2,526	105%	353	3
Hancock	35	81	7	123	85	97%	38	2
Hardin	14	17	7	38	19	79%	19	1
Harrison	0	0	0	0	0	-	0	0
Henry	35	46	22	103	83	122%	20	9
Highland	9	53	17	79	61	87%	18	0
Hocking	12	21	1	34	9	41%	25	1
Holmes	2	10	0	12	8	80%	4	0
Huron	7	31	1	39	29	91%	10	0
Jackson	10	12	0	22	9	75%	13	5
Jefferson	88	197	194	479	323	83%	156	12
Knox	11	19	24	54	33	77%	21	1
Lake	60	86	36	182	135	111%	47	4
Lawrence	80	111	1	192	129	115%	63	6
Licking	0	0	0	0	0	-	0	0
Logan	19	12	4	35	22	138%	13	0
Lorain	250	640	33	923	506	75%	417	6

**Courts of Common Pleas – Juvenile Division**  
 Parentage Overall Caseloads  
 2006

County	Cases Pending January 1	New Filings	Reactivations and Transfers	Total Cases	Total Terminations	Clearance Rate	Cases Pending December 31	Cases Pending Beyond Time Guidelines
Lucas	478	751	222	1,451	1,059	109%	392	5
Madison	9	12	2	23	11	79%	12	0
Mahoning	109	1,215	19	1,343	1,183	96%	160	36
Marion	114	433	9	556	461	104%	95	8
Medina	27	24	17	68	43	105%	25	2
Meigs	118	123	225	466	305	88%	161	71
Mercer	3	6	2	11	9	113%	2	0
Miami	12	56	45	113	74	73%	39	0
Monroe	0	3	2	5	2	40%	3	0
Montgomery	391	521	31	943	588	107%	355	41
Morgan	21	47	1	69	54	113%	15	0
Morrow	9	5	19	33	25	104%	8	3
Muskingum	0	0	0	0	0	-	0	0
Noble	0	5	1	6	4	67%	2	0
Ottawa	11	17	3	31	26	130%	5	0
Paulding	9	11	7	27	18	100%	9	1
Perry	27	32	50	109	50	61%	59	6
Pickaway	131	136	336	603	549	116%	54	2
Pike	3	3	0	6	1	33%	5	0
Portage	38	59	4	101	77	122%	24	0
Preble	8	7	0	15	12	171%	3	0
Putnam	31	78	12	121	91	101%	30	2
Richland	0	0	0	0	0	-	0	0
Ross	21	22	0	43	27	123%	16	2
Sandusky	52	24	6	82	71	237%	11	1
Scioto	0	0	0	0	0	-	0	0
Seneca	26	25	8	59	36	109%	23	4
Shelby	8	12	0	20	13	108%	7	1
Stark	55	383	8	446	416	106%	30	0
Summit	0	0	0	0	0	-	0	0
Trumbull	183	340	69	592	383	94%	209	10
Tuscarawas	639	419	0	1,058	579	138%	479	0
Union	2	0	0	2	2	-	0	0
Van Wert	36	78	19	133	98	101%	35	0
Vinton	23	56	1	80	47	82%	33	3
Warren	65	61	22	148	112	135%	36	0
Washington	3	6	1	10	6	86%	4	0
Wayne	12	25	13	50	37	97%	13	0
Williams	11	15	5	31	25	125%	6	0
Wood	18	28	22	68	52	104%	16	0
Wyandot	19	51	2	72	52	98%	20	0
Statewide	7,574	13,674	8,428	29,676	21,838	99%	7,838	402

**Courts of Common Pleas – Juvenile Division**  
**Parentage Terminations**  
**2006**

County	Trial by Judge	Trial by Magistrate	Dismissal	Admission to Judge	Admission to Magistrate	Unavailability of Party	Transferred Out	Private Judge	Interlocutory Appeal/Order	Other Terminations	Total Terminations
Adams	0	8	2	13	4	4	0	0	0	10	41
Allen	8	160	77	350	87	5	0	0	0	178	865
Ashland	7	0	6	0	0	1	0	0	0	5	19
Ashtabula	0	0	0	0	0	0	1	0	0	444	445
Athens	0	0	5	1	17	5	0	0	0	0	28
Auglaize	1	0	5	61	0	0	0	0	0	0	67
Belmont	0	7	2	0	5	0	0	0	0	0	14
Brown	0	0	13	47	0	0	0	0	0	0	60
Butler	0	2	27	0	1	51	1	0	0	13	95
Carroll	3	0	2	0	0	0	0	0	0	0	5
Champaign	0	0	11	0	2	0	0	0	0	11	24
Clark	8	41	56	1	0	0	0	0	0	1	107
Clermont	0	25	15	0	10	0	0	0	0	328	378
Clinton	0	0	13	0	22	2	0	0	0	22	59
Columbiana	0	0	54	5	343	1	0	0	0	0	403
Coshocton	0	6	6	0	3	1	0	0	0	0	16
Crawford	0	2	4	0	138	0	0	0	0	0	144
Cuyahoga	15	252	1,362	93	67	969	9	0	21	4,170	6,958
Darke	1	11	6	2	1	0	0	0	0	17	38
Defiance	0	0	6	29	33	0	0	0	0	3	71
Delaware	0	0	6	1	21	0	0	0	0	0	28
Erie	0	0	7	0	21	35	0	0	0	0	63
Fairfield	0	0	0	0	0	0	0	0	0	0	0
Fayette	1	2	0	0	0	0	0	0	0	6	9
Franklin	2	37	537	21	506	0	24	0	0	15	1,142
Fulton	0	1	6	0	6	1	0	0	0	11	25
Gallia	1	55	45	1	0	0	0	0	0	1	103
Geauga	0	0	1	0	0	1	0	0	0	5	7
Greene	11	13	10	0	0	0	0	0	0	0	34
Guernsey	4	5	1	0	1	0	0	0	0	4	15
Hamilton	12	14	679	3	726	1,086	0	0	0	6	2,526
Hancock	0	36	20	0	29	0	0	0	0	0	85
Hardin	0	0	7	10	0	2	0	0	0	0	19
Harrison	0	0	0	0	0	0	0	0	0	0	0
Henry	0	0	13	14	46	0	0	0	0	10	83
Highland	34	0	19	1	0	7	0	0	0	0	61
Hocking	0	3	2	1	2	0	0	0	0	1	9
Holmes	0	0	2	0	0	0	0	0	0	6	8
Huron	0	3	5	1	16	2	0	0	0	2	29
Jackson	0	0	3	1	0	0	0	0	0	5	9
Jefferson	0	1	3	211	94	9	1	0	0	4	323
Knox	0	1	6	0	0	0	0	0	0	26	33
Lake	1	48	23	0	0	32	0	0	0	31	135
Lawrence	0	0	27	4	93	0	0	0	0	5	129
Licking	0	0	0	0	0	0	0	0	0	0	0
Logan	0	0	0	0	21	0	1	0	0	0	22
Lorain	5	2	138	332	5	19	2	0	0	3	506

**Courts of Common Pleas – Juvenile Division**  
**Parentage Terminations**  
**2006**

County	Trial by Judge	Trial by Magistrate	Dismissal	Admission to Judge	Admission to Magistrate	Unavailability of Party	Transferred Out	Private Judge	Interlocutory Appeal/Order	Other Terminations	Total Terminations
Lucas	3	438	284	3	8	292	1	0	0	30	1,059
Madison	2	0	1	5	1	0	0	0	0	2	11
Mahoning	0	78	33	1	1,071	0	0	0	0	0	1,183
Marion	0	0	92	362	2	0	5	0	0	0	461
Medina	0	5	14	0	15	7	0	0	0	2	43
Meigs	99	0	24	177	0	0	0	0	0	5	305
Mercer	0	0	0	2	0	0	0	0	0	7	9
Miami	1	25	19	0	26	0	0	0	0	3	74
Monroe	1	0	0	1	0	0	0	0	0	0	2
Montgomery	1	157	231	2	165	16	4	0	0	12	588
Morgan	21	0	8	22	0	1	0	0	0	2	54
Morrow	0	2	0	5	8	2	0	0	0	8	25
Muskingum	0	0	0	0	0	0	0	0	0	0	0
Noble	4	0	0	0	0	0	0	0	0	0	4
Ottawa	0	1	6	8	9	2	0	0	0	0	26
Paulding	1	0	6	9	0	1	0	0	0	1	18
Perry	0	28	17	0	0	0	0	0	0	5	50
Pickaway	0	0	124	0	74	152	0	0	0	199	549
Pike	1	0	0	0	0	0	0	0	0	0	1
Portage	1	7	10	0	34	6	0	0	0	19	77
Preble	0	0	5	0	2	0	0	0	0	5	12
Putnam	9	0	8	72	0	2	0	0	0	0	91
Richland	0	0	0	0	0	0	0	0	0	0	0
Ross	0	0	8	13	5	0	1	0	0	0	27
Sandusky	0	0	11	2	16	0	0	0	0	42	71
Scioto	0	0	0	0	0	0	0	0	0	0	0
Seneca	0	12	5	0	19	0	0	0	0	0	36
Shelby	0	0	3	3	7	0	0	0	0	0	13
Stark	6	68	191	36	67	0	0	0	0	48	416
Summit	0	0	0	0	0	0	0	0	0	0	0
Trumbull	0	4	59	314	4	1	0	0	0	1	383
Tuscarawas	0	0	42	0	443	0	0	0	0	94	579
Union	0	0	0	0	0	0	0	0	0	2	2
Van Wert	1	86	8	0	1	0	0	0	0	2	98
Vinton	38	0	4	0	0	0	0	0	0	5	47
Warren	0	32	16	1	1	0	0	0	0	62	112
Washington	0	0	0	5	1	0	0	0	0	0	6
Wayne	0	0	0	2	17	0	0	0	0	18	37
Williams	0	0	4	0	20	0	0	0	0	1	25
Wood	0	2	20	9	21	0	0	0	0	0	52
Wyandot	0	13	6	20	11	0	2	0	0	0	52
Statewide	303	1,693	4,491	2,277	4,368	2,715	52	0	21	5,918	21,838



**Courts of Common Pleas – Juvenile Division**  
**U.I.F.S.A. Overall Caseloads**  
**2006**

County	Cases Pending January 1	New Filings	Reactivations and Transfers	Total Cases	Total Terminations	Clearance Rate	Cases Pending December 31	Cases Pending Beyond Time Guidelines
Adams	18	7	8	33	26	173%	7	1
Allen	0	0	0	0	0	-	0	0
Ashland	0	12	1	13	12	92%	1	0
Ashtabula	0	0	0	0	0	-	0	3
Athens	0	0	0	0	0	-	0	0
Auglaize	1	5	0	6	6	120%	0	0
Belmont	0	0	0	0	0	-	0	0
Brown	1	0	0	1	1	-	0	0
Butler	85	46	0	131	23	50%	108	0
Carroll	0	1	0	1	0	0%	1	0
Champaign	1	0	0	1	1	-	0	0
Clark	0	0	0	0	0	-	0	0
Clermont	0	0	0	0	0	-	0	0
Clinton	17	0	8	25	25	313%	0	0
Columbiana	0	0	0	0	0	-	0	0
Coshocton	1	6	4	11	9	90%	2	0
Crawford	0	0	0	0	0	-	0	0
Cuyahoga	0	0	0	0	0	-	0	0
Darke	0	1	1	2	2	100%	0	0
Defiance	0	0	0	0	0	-	0	0
Delaware	1	16	0	17	10	63%	7	6
Erie	0	0	0	0	0	-	0	0
Fairfield	0	0	0	0	0	-	0	0
Fayette	0	0	0	0	0	-	0	0
Franklin	5	9	43	57	54	104%	3	4
Fulton	0	0	0	0	0	-	0	0
Gallia	0	0	0	0	0	-	0	0
Geauga	0	7	1	8	8	100%	0	0
Greene	0	0	0	0	0	-	0	0
Guernsey	0	0	0	0	0	-	0	0
Hamilton	0	0	0	0	0	-	0	0
Hancock	5	3	1	9	4	100%	5	2
Hardin	18	6	0	24	5	83%	19	0
Harrison	0	0	0	0	0	-	0	0
Henry	0	0	0	0	0	-	0	0
Highland	0	0	0	0	0	-	0	0
Hocking	0	0	0	0	0	-	0	5
Holmes	0	0	0	0	0	-	0	0
Huron	0	0	0	0	0	-	0	0
Jackson	4	0	0	4	3	-	1	1
Jefferson	9	43	16	68	48	81%	20	8
Knox	2	4	1	7	7	140%	0	0
Lake	3	8	8	19	17	106%	2	0
Lawrence	0	0	0	0	0	-	0	0
Licking	0	0	0	0	0	-	0	0
Logan	5	14	0	19	16	114%	3	2
Lorain	0	0	0	0	0	-	0	0

**Courts of Common Pleas – Juvenile Division**  
**U.I.F.S.A. Overall Caseloads**  
**2006**

County	Cases Pending January 1	New Filings	Reactivations and Transfers	Total Cases	Total Terminations	Clearance Rate	Cases Pending December 31	Cases Pending Beyond Time Guidelines
Lucas	63	199	24	286	233	104%	53	18
Madison	0	0	0	0	0	-	0	0
Mahoning	70	109	9	188	126	107%	62	38
Marion	12	29	0	41	31	107%	10	6
Medina	0	11	1	12	12	100%	0	0
Meigs	0	2	1	3	3	100%	0	0
Mercer	0	0	0	0	0	-	0	0
Miami	5	20	2	27	24	109%	3	1
Monroe	0	0	0	0	0	-	0	0
Montgomery	0	232	0	232	232	100%	0	0
Morgan	1	7	2	10	10	111%	0	0
Morrow	0	0	1	1	0	0%	1	1
Muskingum	0	0	0	0	0	-	0	0
Noble	0	0	0	0	0	-	0	0
Ottawa	0	0	0	0	0	-	0	0
Paulding	0	3	1	4	3	75%	1	0
Perry	6	4	4	14	9	113%	5	2
Pickaway	0	0	0	0	0	-	0	0
Pike	3	1	0	4	1	100%	3	0
Portage	0	0	0	0	0	-	0	0
Preble	5	2	0	7	7	350%	0	0
Putnam	0	0	0	0	0	-	0	0
Richland	0	0	0	0	0	-	0	0
Ross	0	0	0	0	0	-	0	0
Sandusky	0	0	0	0	0	-	0	0
Scioto	0	0	0	0	0	-	0	0
Seneca	2	1	0	3	1	100%	2	2
Shelby	0	0	0	0	0	-	0	0
Stark	5	84	0	89	68	81%	21	0
Summit	0	0	0	0	0	-	0	0
Trumbull	0	0	0	0	0	-	0	0
Tuscarawas	0	0	0	0	0	-	0	0
Union	0	0	0	0	0	-	0	0
Van Wert	0	2	3	5	5	100%	0	0
Vinton	0	0	0	0	0	-	0	0
Warren	0	3	0	3	0	0%	3	0
Washington	0	0	0	0	0	-	0	0
Wayne	0	0	0	0	0	-	0	0
Williams	0	0	0	0	0	-	0	0
Wood	0	0	0	0	0	-	0	0
Wyandot	0	1	1	2	1	50%	1	0
Statewide	348	898	141	1,387	1,043	100%	344	100

**Courts of Common Pleas – Juvenile Division**  
**U.I.F.S.A. Terminations**  
**2006**

County	Trial by Judge	Trial by Magistrate	Dismissal	Admission to Judge	Admission to Magistrate	Unavailability of Party	Transferred Out	Private Judge	Interlocutory Appeal/Order	Other Terminations	Total Terminations
Adams	0	7	1	0	6	5	1	0	0	6	26
Allen	0	0	0	0	0	0	0	0	0	0	0
Ashland	2	0	0	0	0	0	0	0	0	10	12
Ashtabula	0	0	0	0	0	0	0	0	0	0	0
Athens	0	0	0	0	0	0	0	0	0	0	0
Auglaize	0	0	0	6	0	0	0	0	0	0	6
Belmont	0	0	0	0	0	0	0	0	0	0	0
Brown	0	0	0	1	0	0	0	0	0	0	1
Butler	0	0	3	0	0	0	0	0	0	20	23
Carroll	0	0	0	0	0	0	0	0	0	0	0
Champaign	0	0	0	0	0	0	0	0	0	1	1
Clark	0	0	0	0	0	0	0	0	0	0	0
Clermont	0	0	0	0	0	0	0	0	0	0	0
Clinton	0	0	0	0	0	0	0	0	0	25	25
Columbiana	0	0	0	0	0	0	0	0	0	0	0
Coshocton	0	0	1	0	3	4	0	0	0	1	9
Crawford	0	0	0	0	0	0	0	0	0	0	0
Cuyahoga	0	0	0	0	0	0	0	0	0	0	0
Darke	0	1	0	0	0	0	0	0	0	1	2
Defiance	0	0	0	0	0	0	0	0	0	0	0
Delaware	0	0	3	0	7	0	0	0	0	0	10
Erie	0	0	0	0	0	0	0	0	0	0	0
Fairfield	0	0	0	0	0	0	0	0	0	0	0
Fayette	0	0	0	0	0	0	0	0	0	0	0
Franklin	0	1	32	1	13	6	1	0	0	0	54
Fulton	0	0	0	0	0	0	0	0	0	0	0
Gallia	0	0	0	0	0	0	0	0	0	0	0
Geauga	0	0	0	1	0	0	0	0	0	7	8
Greene	0	0	0	0	0	0	0	0	0	0	0
Guernsey	0	0	0	0	0	0	0	0	0	0	0
Hamilton	0	0	0	0	0	0	0	0	0	0	0
Hancock	0	1	3	0	0	0	0	0	0	0	4
Hardin	0	0	0	5	0	0	0	0	0	0	5
Harrison	0	0	0	0	0	0	0	0	0	0	0
Henry	0	0	0	0	0	0	0	0	0	0	0
Highland	0	0	0	0	0	0	0	0	0	0	0
Hocking	0	0	0	0	0	0	0	0	0	0	0
Holmes	0	0	0	0	0	0	0	0	0	0	0
Huron	0	0	0	0	0	0	0	0	0	0	0
Jackson	0	0	0	0	0	0	0	0	0	3	3
Jefferson	0	0	0	30	16	2	0	0	0	0	48
Knox	0	0	2	0	0	0	0	0	0	5	7
Lake	0	7	2	0	0	5	0	0	0	3	17
Lawrence	0	0	0	0	0	0	0	0	0	0	0
Licking	0	0	0	0	0	0	0	0	0	0	0
Logan	0	0	0	0	16	0	0	0	0	0	16
Lorain	0	0	0	0	0	0	0	0	0	0	0

**Courts of Common Pleas – Juvenile Division**  
**U.I.F.S.A. Terminations**  
**2006**

County	Trial by Judge	Trial by Magistrate	Dismissal	Admission to Judge	Admission to Magistrate	Unavailability of Party	Transferred Out	Private Judge	Interlocutory Appeal/Order	Other Terminations	Total Terminations
Lucas	0	172	20	0	0	37	0	0	0	4	233
Madison	0	0	0	0	0	0	0	0	0	0	0
Mahoning	0	50	35	0	2	1	1	0	0	37	126
Marion	0	0	11	20	0	0	0	0	0	0	31
Medina	0	0	0	0	0	0	0	0	0	12	12
Meigs	0	0	0	3	0	0	0	0	0	0	3
Mercer	0	0	0	0	0	0	0	0	0	0	0
Miami	0	7	12	0	0	0	0	0	0	5	24
Monroe	0	0	0	0	0	0	0	0	0	0	0
Montgomery	0	0	0	0	229	0	1	0	0	2	232
Morgan	0	0	0	0	0	0	0	0	0	10	10
Morrow	0	0	0	0	0	0	0	0	0	0	0
Muskingum	0	0	0	0	0	0	0	0	0	0	0
Noble	0	0	0	0	0	0	0	0	0	0	0
Ottawa	0	0	0	0	0	0	0	0	0	0	0
Paulding	0	0	1	2	0	0	0	0	0	0	3
Perry	0	6	2	0	0	0	0	0	0	1	9
Pickaway	0	0	0	0	0	0	0	0	0	0	0
Pike	0	0	1	0	0	0	0	0	0	0	1
Portage	0	0	0	0	0	0	0	0	0	0	0
Preble	0	0	1	0	3	0	0	0	0	3	7
Putnam	0	0	0	0	0	0	0	0	0	0	0
Richland	0	0	0	0	0	0	0	0	0	0	0
Ross	0	0	0	0	0	0	0	0	0	0	0
Sandusky	0	0	0	0	0	0	0	0	0	0	0
Scioto	0	0	0	0	0	0	0	0	0	0	0
Seneca	0	1	0	0	0	0	0	0	0	0	1
Shelby	0	0	0	0	0	0	0	0	0	0	0
Stark	1	1	21	16	5	2	6	0	0	16	68
Summit	0	0	0	0	0	0	0	0	0	0	0
Trumbull	0	0	0	0	0	0	0	0	0	0	0
Tuscarawas	0	0	0	0	0	0	0	0	0	0	0
Union	0	0	0	0	0	0	0	0	0	0	0
Van Wert	0	3	2	0	0	0	0	0	0	0	5
Vinton	0	0	0	0	0	0	0	0	0	0	0
Warren	0	0	0	0	0	0	0	0	0	0	0
Washington	0	0	0	0	0	0	0	0	0	0	0
Wayne	0	0	0	0	0	0	0	0	0	0	0
Williams	0	0	0	0	0	0	0	0	0	0	0
Wood	0	0	0	0	0	0	0	0	0	0	0
Wyandot	0	0	0	0	0	1	0	0	0	0	1
Statewide	3	257	153	85	300	63	10	0	0	172	1,043

**Courts of Common Pleas – Juvenile Division**  
**All Others Overall Caseloads**  
**2006**

County	Cases Pending January 1	New Filings	Reactivations and Transfers	Total Cases	Total Terminations	Clearance Rate	Cases Pending December 31	Cases Pending Beyond Time Guidelines
Adams	0	1	0	1	1	100%	0	0
Allen	3	44	7	54	53	104%	1	1
Ashland	0	9	0	9	9	100%	0	0
Ashtabula	40	9	1	50	1	10%	49	6
Athens	0	5	1	6	6	100%	0	0
Auglaize	1	33	2	36	36	103%	0	0
Belmont	134	18	264	416	337	120%	79	38
Brown	0	3	0	3	3	100%	0	0
Butler	54	83	2	139	1	1%	138	0
Carroll	0	3	0	3	2	67%	1	0
Champaign	0	2	0	2	2	100%	0	0
Clark	0	0	0	0	0	-	0	0
Clermont	101	69	299	469	374	102%	95	0
Clinton	6	0	11	17	17	155%	0	0
Columbiana	1	5	25	31	25	83%	6	0
Coshocton	0	5	0	5	5	100%	0	0
Crawford	0	0	0	0	0	-	0	0
Cuyahoga	0	61	0	61	61	100%	0	0
Darke	0	2	0	2	2	100%	0	0
Defiance	0	0	0	0	0	-	0	0
Delaware	0	0	0	0	0	-	0	1
Erie	26	29	105	160	142	106%	18	1
Fairfield	0	52	1	53	51	96%	2	0
Fayette	0	3	2	5	3	60%	2	0
Franklin	51	7	132	190	122	88%	68	14
Fulton	3	2	8	13	13	130%	0	0
Gallia	22	59	0	81	62	105%	19	1
Geauga	1	0	0	1	1	-	0	0
Greene	0	0	0	0	0	-	0	0
Guernsey	0	0	0	0	0	-	0	0
Hamilton	0	0	0	0	0	-	0	0
Hancock	0	16	6	22	22	100%	0	0
Hardin	60	0	0	60	0	-	60	0
Harrison	0	0	0	0	0	-	0	0
Henry	0	0	0	0	0	-	0	0
Highland	0	14	0	14	14	100%	0	0
Hocking	32	185	2	219	84	45%	135	17
Holmes	0	4	0	4	4	100%	0	0
Huron	0	12	0	12	12	100%	0	0
Jackson	1	32	0	33	32	100%	1	1
Jefferson	123	301	7	431	347	113%	84	6
Knox	2	0	1	3	0	0%	3	2
Lake	22	192	9	223	193	96%	30	0
Lawrence	0	0	0	0	0	-	0	0
Licking	0	0	0	0	0	-	0	0
Logan	0	0	0	0	0	-	0	0
Lorain	0	7	0	7	7	100%	0	0

**Courts of Common Pleas – Juvenile Division**  
**All Others Overall Caseloads**  
**2006**

County	Cases Pending January 1	New Filings	Reactivations and Transfers	Total Cases	Total Terminations	Clearance Rate	Cases Pending December 31	Cases Pending Beyond Time Guidelines
Lucas	0	26	0	26	25	96%	1	0
Madison	4	11	1	16	16	133%	0	0
Mahoning	101	169	67	337	261	111%	76	28
Marion	7	46	1	54	49	104%	5	0
Medina	2	0	15	17	13	87%	4	1
Meigs	0	13	0	13	13	100%	0	0
Mercer	0	0	1	1	1	100%	0	0
Miami	0	4	1	5	5	100%	0	0
Monroe	0	0	5	5	4	80%	1	0
Montgomery	3	9	0	12	10	111%	2	1
Morgan	0	5	0	5	4	80%	1	0
Morrow	1	6	4	11	10	100%	1	1
Muskingum	43	40	225	308	237	89%	71	15
Noble	0	1	1	2	1	50%	1	1
Ottawa	0	1	0	1	1	100%	0	0
Paulding	0	0	0	0	0	-	0	0
Perry	4	10	4	18	17	121%	1	0
Pickaway	1	0	0	1	1	-	0	0
Pike	1	28	0	29	29	104%	0	0
Portage	1	5	0	6	6	120%	0	0
Preble	0	9	0	9	9	100%	0	0
Putnam	0	14	0	14	10	71%	4	0
Richland	0	11	141	152	118	78%	34	1
Ross	1	84	0	85	85	101%	0	0
Sandusky	23	17	1	41	35	194%	6	0
Scioto	0	7	1	8	7	88%	1	2
Seneca	1	25	2	28	28	104%	0	0
Shelby	5	2	126	133	116	91%	17	0
Stark	8	236	8	252	176	72%	76	0
Summit	0	28	0	28	28	100%	0	0
Trumbull	0	2	0	2	2	100%	0	0
Tuscarawas	0	13	0	13	9	69%	4	0
Union	7	40	0	47	39	98%	8	0
Van Wert	0	1	0	1	1	100%	0	0
Vinton	1	0	3	4	3	100%	1	1
Warren	1	23	3	27	23	88%	4	0
Washington	0	1	0	1	1	100%	0	0
Wayne	124	24	356	504	410	108%	94	17
Williams	0	0	0	0	0	-	0	0
Wood	0	0	0	0	0	-	0	0
Wyandot	0	1	0	1	0	0%	1	0
Statewide	1,022	2,179	1,851	5,052	3,847	95%	1,205	156

## Courts of Common Pleas – Juvenile Division

### All Others Terminations

2006

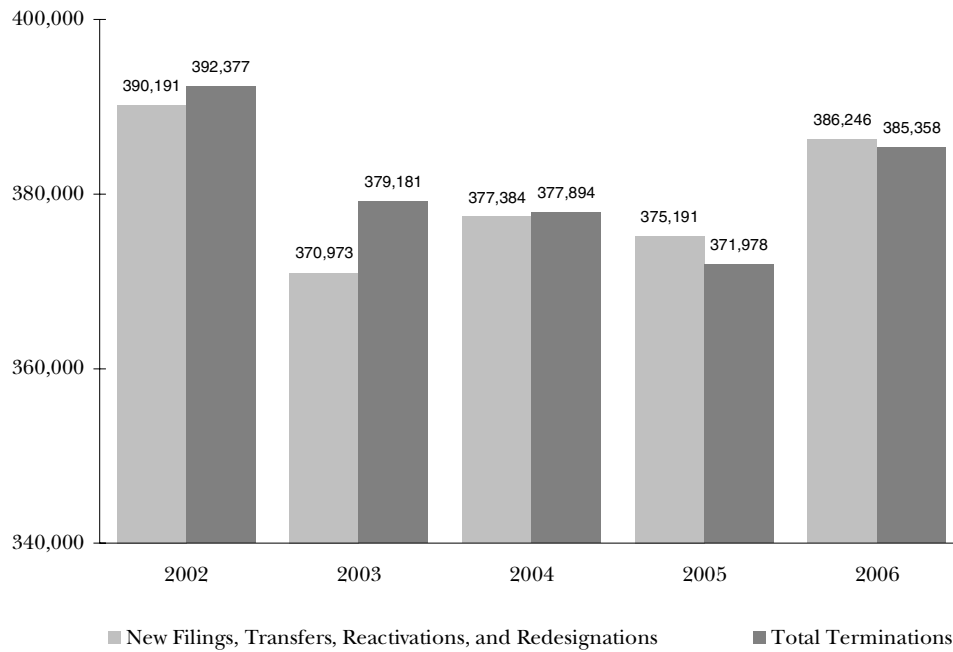
County	Trial by Judge	Trial by Magistrate	Dismissal	Admission to Judge	Admission to Magistrate	Unavailability of Party	Transferred Out	Private Judge	Interlocutory Appeal/Order	Other Terminations	Total Terminations
Adams	0	0	0	0	0	0	0	0	0	1	1
Allen	4	1	0	0	0	1	0	0	0	47	53
Ashland	0	0	0	0	0	0	0	0	0	9	9
Ashtabula	0	0	0	0	1	0	0	0	0	0	1
Athens	0	0	0	5	0	0	0	0	0	1	6
Auglaize	0	0	1	31	0	0	3	0	0	1	36
Belmont	23	116	73	19	105	0	0	0	0	1	337
Brown	0	0	0	3	0	0	0	0	0	0	3
Butler	0	0	0	0	0	0	0	0	0	1	1
Carroll	0	0	0	0	0	0	0	0	0	2	2
Champaign	0	0	0	0	0	0	0	0	0	2	2
Clark	0	0	0	0	0	0	0	0	0	0	0
Clermont	4	31	61	7	237	0	0	0	0	34	374
Clinton	0	0	0	0	0	0	0	0	0	17	17
Columbiana	0	0	1	14	10	0	0	0	0	0	25
Coshocton	0	0	2	0	2	0	0	0	0	1	5
Crawford	0	0	0	0	0	0	0	0	0	0	0
Cuyahoga	61	0	0	0	0	0	0	0	0	0	61
Darke	0	0	0	0	0	0	0	0	0	2	2
Defiance	0	0	0	0	0	0	0	0	0	0	0
Delaware	0	0	0	0	0	0	0	0	0	0	0
Erie	0	0	35	13	8	36	0	0	0	50	142
Fairfield	1	0	0	0	0	0	0	0	0	50	51
Fayette	3	0	0	0	0	0	0	0	0	0	3
Franklin	1	8	41	4	38	0	16	0	0	14	122
Fulton	0	0	2	1	0	0	0	0	0	10	13
Gallia	1	28	33	0	0	0	0	0	0	0	62
Geauga	0	0	0	1	0	0	0	0	0	0	1
Greene	0	0	0	0	0	0	0	0	0	0	0
Guernsey	0	0	0	0	0	0	0	0	0	0	0
Hamilton	0	0	0	0	0	0	0	0	0	0	0
Hancock	0	0	0	14	0	0	0	0	0	8	22
Hardin	0	0	0	0	0	0	0	0	0	0	0
Harrison	0	0	0	0	0	0	0	0	0	0	0
Henry	0	0	0	0	0	0	0	0	0	0	0
Highland	0	0	0	9	0	0	0	0	0	5	14
Hocking	9	25	10	4	24	7	0	0	0	5	84
Holmes	0	0	0	0	0	0	0	0	0	4	4
Huron	1	0	0	3	0	0	0	0	0	8	12
Jackson	0	0	0	0	0	0	0	0	0	32	32
Jefferson	0	0	51	1	3	1	0	0	0	291	347
Knox	0	0	0	0	0	0	0	0	0	0	0
Lake	0	1	37	7	54	10	0	0	0	84	193
Lawrence	0	0	0	0	0	0	0	0	0	0	0
Licking	0	0	0	0	0	0	0	0	0	0	0
Logan	0	0	0	0	0	0	0	0	0	0	0
Lorain	0	0	0	3	0	0	0	0	0	4	7

**Courts of Common Pleas – Juvenile Division**  
**All Others Terminations**  
**2006**

County	Trial by Judge	Trial by Magistrate	Dismissal	Admission to Judge	Admission to Magistrate	Unavailability of Party	Transferred Out	Private Judge	Interlocutory Appeal/Order	Other Terminations	Total Terminations
Lucas	19	0	2	0	0	0	0	0	0	4	25
Madison	1	0	0	0	0	0	0	0	0	15	16
Mahoning	12	56	22	1	116	7	6	0	0	41	261
Marion	0	0	5	0	28	0	0	0	0	16	49
Medina	0	2	3	0	5	2	0	0	0	1	13
Meigs	0	0	0	13	0	0	0	0	0	0	13
Mercer	0	0	0	1	0	0	0	0	0	0	1
Miami	0	0	1	0	0	0	0	0	0	4	5
Monroe	2	0	1	0	0	0	0	0	0	1	4
Montgomery	6	0	2	1	0	0	0	0	0	1	10
Morgan	1	0	0	2	0	0	0	0	0	1	4
Morrow	0	0	4	0	4	0	1	0	0	1	10
Muskingum	52	2	18	1	0	4	4	0	0	156	237
Noble	0	0	0	0	0	0	0	0	0	1	1
Ottawa	0	0	0	0	0	0	0	0	0	1	1
Paulding	0	0	0	0	0	0	0	0	0	0	0
Perry	0	4	2	1	0	0	0	0	0	10	17
Pickaway	0	0	0	0	0	1	0	0	0	0	1
Pike	0	0	1	4	0	0	0	0	0	24	29
Portage	2	0	0	0	0	0	0	0	0	4	6
Preble	0	0	0	0	0	0	0	0	0	9	9
Putnam	0	0	1	5	0	0	0	0	0	4	10
Richland	2	0	5	9	59	35	0	0	0	8	118
Ross	0	0	1	4	0	0	0	0	0	80	85
Sandusky	0	0	3	1	9	0	1	0	0	21	35
Scioto	0	0	2	1	0	0	1	0	0	3	7
Seneca	0	1	1	1	1	0	0	0	0	24	28
Shelby	0	0	27	61	19	1	4	0	0	4	116
Stark	5	27	9	40	18	0	0	0	0	77	176
Summit	27	0	1	0	0	0	0	0	0	0	28
Trumbull	0	0	1	0	0	0	0	0	0	1	2
Tuscarawas	0	0	0	0	8	0	1	0	0	0	9
Union	5	0	9	6	5	0	0	0	0	14	39
Van Wert	1	0	0	0	0	0	0	0	0	0	1
Vinton	1	0	1	0	0	0	1	0	0	0	3
Warren	0	0	7	1	0	0	0	0	0	15	23
Washington	0	0	1	0	0	0	0	0	0	0	1
Wayne	1	0	31	178	90	6	6	0	0	98	410
Williams	0	0	0	0	0	0	0	0	0	0	0
Wood	0	0	0	0	0	0	0	0	0	0	0
Wyandot	0	0	0	0	0	0	0	0	0	0	0
Statewide	245	302	508	470	844	111	44	0	0	1,323	3,847



**Courts of Common Pleas - Juvenile Division**  
All Case Types  
2002 - 2006



# Municipal Courts



Hamilton County Courthouse ■ Cincinnati

**Municipal Courts**  
 Composite Administrative Judge Report for the Entire State  
 2006

	Felonies	Misdemeanors	O.V.I.	Other Traffic	Personal Injury and Property Damage	Contracts	F.E.D.	Other Civil	Small Claims	Total
Cases Pending Beginning of Year	4,929	36,211	2,573	79,797	6,469	58,074	67,342	31,118	22,149	308,662
New Cases Filed	79,909	388,203	64,344	1,253,101	7,966	198,717	109,307	129,647	79,327	2,310,521
Transferred in, Reactivated or Redesignated Cases	15,648	96,947	3,945	160,477	767	4,626	1,016	1,247	1,768	286,441
<b>Total Cases</b>	<b>100,486</b>	<b>521,361</b>	<b>70,862</b>	<b>1,493,375</b>	<b>15,202</b>	<b>261,417</b>	<b>177,665</b>	<b>162,012</b>	<b>103,244</b>	<b>2,905,624</b>
Cases Terminated By:										
Hearing by Judge	9,782	86,562	11,076	122,659	4,246	122,125	21,434	8,928	16,009	402,821
Hearing by Magistrate	<b>X</b>	23,635	1,043	112,291	685	13,384	23,113	3,568	38,090	215,809
Transfer (Includes individual judge assignment)	25,222	211,217	51,847	188,351	2,194	19,404	8,477	2,652	846	510,210
Dismissal: Lack of Speedy Trial (CR) or Want of Prosecution (CV)	200	553	37	181	405	8,361	32,893	502	4,441	47,573
Other Dismissals	41,348	27,908	504	27,800	1,145	22,969	21,331	3,476	16,613	163,094
Violations Bureau	<b>X</b>	28,949	<b>X</b>	766,999	<b>X</b>	<b>X</b>	<b>X</b>	<b>X</b>	<b>X</b>	795,948
Unavailability of Accused	15,441	96,724	3,145	178,252	48	388	16	31	114	294,159
Bankruptcy Stay or Interlocutory Appeal	3	9	2	3	73	1,568	236	79	414	2,387
All Other Terminations	3,078	5,155	392	11,332	327	3,516	3,449	111,888	3,301	142,438
<b>Total Terminations</b>	<b>95,074</b>	<b>480,712</b>	<b>68,046</b>	<b>1,407,868</b>	<b>9,123</b>	<b>191,715</b>	<b>110,949</b>	<b>131,124</b>	<b>79,828</b>	<b>2,574,439</b>
Cases Pending End of Year	5,412	40,649	2,816	85,507	6,079	69,702	66,716	30,888	23,416	331,185
Time Guideline (Months)	<b>1</b>	<b>6</b>	<b>6</b>	<b>6</b>	<b>24</b>	<b>12</b>	<b>12</b>	<b>12</b>	<b>6</b>	<b>X</b>
Cases Pending End of Year Beyond Time Guideline	604	508	41	444	111	3,757	24,497	155	4,073	34,190

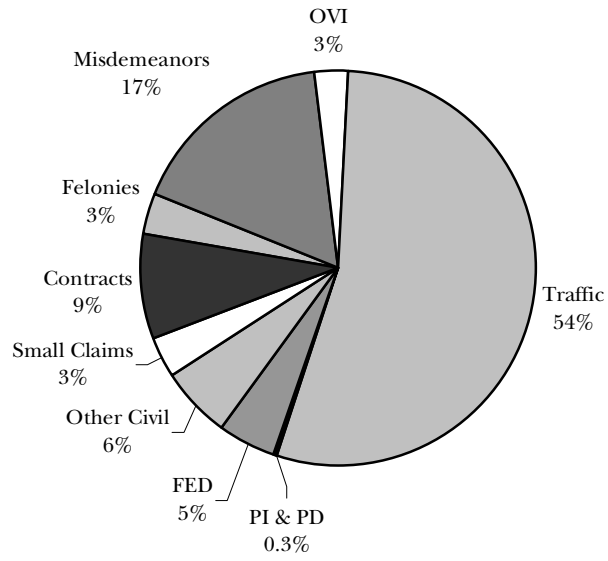
Note: "X" indicates data not applicable

**Municipal Courts**  
 Composite Individual Judge Report for the Entire State  
 2006

	Misdemeanors	O.V.I.	Other Traffic	Personal Injury and Property Damage	Contracts	F.E.D.	Other Civil	Total
Cases Pending Beginning of Year	35,309	12,543	31,503	1,585	6,547	2,513	593	90,593
New Cases Filed	210,210	51,421	188,937	2,177	19,256	8,047	2,748	482,796
Transferred in, Reactivated or Redesignated Cases	51,041	4,902	47,964	243	959	191	284	105,584
<b>Total Cases</b>	<b>296,560</b>	<b>68,866</b>	<b>268,404</b>	<b>4,005</b>	<b>26,762</b>	<b>10,751</b>	<b>3,625</b>	<b>678,973</b>
Cases Terminated By:								
Jury Trial	695	286	229	36	90	14	5	1,355
Court Trial	7,149	949	9,332	210	1,772	2,970	743	23,125
Default	<b>X</b>	<b>X</b>	<b>X</b>	392	3,700	966	367	5,425
Guilty or No Contest Plea to Original Charge	87,386	36,678	85,064	<b>X</b>	<b>X</b>	<b>X</b>	<b>X</b>	209,128
Guilty or No Contest Plea to Reduced Charge	37,801	10,204	45,050	<b>X</b>	<b>X</b>	<b>X</b>	<b>X</b>	93,055
Dismissal: Lack of Speedy Trial (CR) or Want of Prosecution (CV)	232	24	158	34	337	950	29	1,764
Other Dismissals	63,308	2,430	39,326	1,270	8,011	2,544	585	117,474
Transferred Out	4,548	815	3,345	111	579	130	185	9,713
Referred to Private Judge	<b>X</b>	<b>X</b>	<b>X</b>	6	34	1	17	58
Unavailability of Accused	50,206	4,182	46,786	7	13	0	7	101,201
Bankruptcy Stay or Interlocutory Appeal	90	20	177	16	456	32	12	803
All Other Terminations	7,822	714	4,848	598	4,296	589	1,013	19,880
<b>Total Terminations</b>	<b>259,237</b>	<b>56,302</b>	<b>234,315</b>	<b>2,680</b>	<b>19,288</b>	<b>8,196</b>	<b>2,963</b>	<b>582,981</b>
Cases Pending End of Year	37,323	12,564	34,089	1,325	7,474	2,555	662	95,992
Time Guideline (Months)	<b>6</b>	<b>6</b>	<b>6</b>	<b>24</b>	<b>12</b>	<b>12</b>	<b>12</b>	
Cases Pending End of Year Beyond Time Guideline	878	430	844	34	248	45	24	2,503

Note: "X" indicates data not applicable

**Municipal Courts**  
New Cases Filed Comparison  
2006



**Municipal Courts**  
Overall Caseloads  
2006

Court	Judges	---- Population ----		New Filings, Transfers, ----- and Reactivations -----			----- Terminations -----			Clearance Rate
		Total	Per Judge	Total	Per Judge	Per 1,000 Pop.	Total	Per Judge	Per 1,000 Pop.	
Akron	6	260,120	43,353	61,145	10,191	235	63,058	10,510	242	103%
Alliance	1	43,765	43,765	7,664	7,664	175	7,428	7,428	170	97%
Ashland	1	52,523	52,523	14,001	14,001	267	13,983	13,983	266	100%
Ashtabula	1	35,371	35,371	10,856	10,856	307	10,005	10,005	283	92%
Athens	1	62,223	62,223	12,042	12,042	194	12,185	12,185	196	101%
Auglaize County	1	46,611	46,611	9,364	9,364	201	9,561	9,561	205	102%
Avon Lake	1	32,540	32,540	2,742	2,742	84	2,573	2,573	79	94%
Barberton	2	102,636	51,318	18,818	9,409	183	18,796	9,398	183	100%
Bedford	2	81,608	40,804	17,838	8,919	219	18,088	9,044	222	101%
Bellefontaine	1	46,005	46,005	12,154	12,154	264	12,073	12,073	262	99%
Bellevue	1	12,174	12,174	3,048	3,048	250	2,816	2,816	231	92%
Berea	1	118,125	118,125	13,118	13,118	111	13,725	13,725	116	105%
Bowling Green	1	61,149	61,149	15,789	15,789	258	16,115	16,115	264	102%
Brown County	1	42,285	42,285	11,438	11,438	270	12,902	12,902	305	113%
Bryan	1	39,188	39,188	11,399	11,399	291	11,401	11,401	291	100%
Cambridge	1	40,792	40,792	13,900	13,900	341	13,916	13,916	341	100%
Campbell	1	11,068	11,068	2,773	2,773	251	2,602	2,602	235	94%
Canton	4	204,232	51,058	35,589	8,897	174	35,384	8,846	173	99%
Celina	1	40,924	40,924	6,680	6,680	163	6,883	6,883	168	103%
Champaign County	1	38,890	38,890	6,813	6,813	175	6,692	6,692	172	98%
Chardon	1	90,895	90,895	15,201	15,201	167	15,301	15,301	168	101%
Chillicothe	2	73,345	36,673	17,729	8,865	242	18,875	9,438	257	106%
Circleville	1	52,727	52,727	15,339	15,339	291	15,253	15,253	289	99%
Clark County	3	144,742	48,247	32,748	10,916	226	35,107	11,702	243	107%
Clermont County	3	177,977	59,326	46,547	15,516	262	47,174	15,725	265	101%
Cleveland	12	479,740	39,978	191,628	15,969	399	207,431	17,286	432	108%
Cleveland Heights	1	49,958	49,958	23,805	23,805	477	23,405	23,405	468	98%
Cleveland Housing	1	479,740	479,740	16,169	16,169	34	15,626	15,626	33	97%
Clinton County	1	40,543	40,543	16,522	16,522	408	16,155	16,155	398	98%
Columbiana County	2	27,228	13,614	11,572	5,786	425	12,127	6,064	445	105%
Conneaut	1	12,485	12,485	3,258	3,258	261	3,287	3,287	263	101%
Coshocton	1	36,655	36,655	3,756	3,756	102	3,795	3,795	104	101%
Crawford County	1	46,966	46,966	9,823	9,823	209	9,739	9,739	207	99%
Cuyahoga Falls	2	180,143	90,072	31,875	15,938	177	33,891	16,946	188	106%
Darke County	1	25,087	25,087	6,178	6,178	246	6,152	6,152	245	100%
Dayton	5	166,179	33,236	74,492	14,898	448	74,398	14,880	448	100%
Defiance County	1	39,500	39,500	9,532	9,532	241	9,583	9,583	243	101%
Delaware County	1	109,989	109,989	22,269	22,269	202	22,319	22,319	203	100%
East Cleveland	1	27,217	27,217	4,521	4,521	166	6,188	6,188	227	137%
East Liverpool	1	25,424	25,424	3,618	3,618	142	4,182	4,182	164	116%
Eaton	1	42,337	42,337	9,743	9,743	230	9,788	9,788	231	100%
Elyria	2	116,733	58,367	22,038	11,019	189	22,093	11,047	189	100%
Euclid	1	52,717	52,717	10,988	10,988	208	10,813	10,813	205	98%
Fairborn	1	81,976	81,976	21,115	21,115	258	21,577	21,577	263	102%
Fairfield	1	42,097	42,097	13,093	13,093	311	13,207	13,207	314	101%
Fairfield County	2	122,759	61,380	21,014	10,507	171	21,078	10,539	172	100%
Findlay	2	66,693	33,347	16,760	8,380	251	16,877	8,439	253	101%

**Municipal Courts**  
Overall Caseloads  
2006

Court	Judges	---- Population ----		New Filings, Transfers, ----- and Reactivations -----			----- Terminations -----			Clearance Rate
		Total	Per Judge	Total	Per Judge	Per 1,000 Pop.	Total	Per Judge	Per 1,000 Pop.	
Fostoria	1	21,448	21,448	4,424	4,424	206	4,404	4,404	205	100%
Franklin	1	26,219	26,219	7,960	7,960	304	7,890	7,890	301	99%
Franklin County	14	1,068,978	76,356	262,413	18,744	245	270,921	19,352	253	103%
Franklin County Env.	1	1,068,978	1,068,978	8,755	8,755	8	8,930	8,930	8	102%
Fremont	1	27,857	27,857	8,328	8,328	299	8,178	8,178	294	98%
Gallipolis	1	31,069	31,069	8,202	8,202	264	8,985	8,985	289	110%
Garfield Heights	2	84,948	42,474	16,518	8,259	194	16,953	8,477	200	103%
Girard	1	41,860	41,860	8,215	8,215	196	8,018	8,018	192	98%
Hamilton	1	74,474	74,474	31,084	31,084	417	30,927	30,927	415	99%
Hamilton County	14	845,303	60,379	312,927	22,352	370	339,444	24,246	402	108%
Hardin County	1	31,945	31,945	5,826	5,826	182	5,780	5,780	181	99%
Hillsboro*	1	31,937	31,937	6,980	6,980	219	6,928	6,928	217	99%
Hocking County	1	28,241	28,241	5,124	5,124	181	5,780	5,780	205	113%
Huron	1	10,530	10,530	3,569	3,569	339	3,489	3,489	331	98%
Ironton	1	24,949	24,949	5,862	5,862	235	5,959	5,959	239	102%
Jackson County	1	32,641	32,641	9,492	9,492	291	10,208	10,208	313	108%
Kettering	2	117,390	58,695	21,432	10,716	183	21,585	10,793	184	101%
Lakewood	1	56,646	56,646	11,482	11,482	203	10,673	10,673	188	93%
Lawrence County	1	37,370	37,370	6,360	6,360	170	6,328	6,328	169	99%
Lebanon	1	29,123	29,123	7,065	7,065	243	7,081	7,081	243	100%
Licking County	2	145,491	72,746	25,924	12,962	178	26,472	13,236	182	102%
Lima	2	108,473	54,237	23,350	11,675	215	23,304	11,652	215	100%
Lorain County	2	82,140	41,070	18,012	9,006	219	19,840	9,920	242	110%
Lyndhurst	1	59,619	59,619	19,117	19,117	321	18,994	18,994	319	99%
Madison County	1	40,213	40,213	15,085	15,085	375	15,173	15,173	377	101%
Mansfield	2	109,524	54,762	26,999	13,500	247	26,640	13,320	243	99%
Marietta	1	63,251	63,251	11,512	11,512	182	11,487	11,487	182	100%
Marion County	1	66,217	66,217	18,498	18,498	279	18,189	18,189	275	98%
Marysville	1	40,909	40,909	11,182	11,182	273	11,092	11,092	271	99%
Mason	1	47,531	47,531	9,552	9,552	201	9,517	9,517	200	100%
Massillon	2	130,101	65,051	18,397	9,199	141	18,497	9,249	142	101%
Maumee	1	44,641	44,641	13,092	13,092	293	13,627	13,627	305	104%
Medina	1	108,424	108,424	16,568	16,568	153	16,539	16,539	153	100%
Mentor	1	58,405	58,405	10,859	10,859	186	10,999	10,999	188	101%
Miami County	2	98,868	49,434	24,873	12,437	252	25,471	12,736	258	102%
Miamisburg	1	67,241	67,241	15,039	15,039	224	15,595	15,595	232	104%
Middletown	1	71,297	71,297	17,585	17,585	247	17,994	17,994	252	102%
Morrow County	1	31,628	31,628	11,670	11,670	369	11,407	11,407	361	98%
Mount Vernon	1	54,500	54,500	9,213	9,213	169	9,304	9,304	171	101%
Napoleon	1	29,210	29,210	6,185	6,185	212	6,339	6,339	217	102%
New Philadelphia	1	65,381	65,381	11,881	11,881	182	12,046	12,046	184	101%
Newton Falls	1	29,516	29,516	9,383	9,383	318	9,417	9,417	319	100%
Niles	1	33,090	33,090	5,009	5,009	151	5,281	5,281	160	105%
Norwalk	1	54,177	54,177	17,363	17,363	320	17,316	17,316	320	100%
Oakwood	1	9,215	9,215	1,313	1,313	142	1,393	1,393	151	106%
Oberlin	1	45,469	45,469	9,013	9,013	198	9,264	9,264	204	103%

\* Hillsboro Municipal Court only submitted reports for January through November.

**Municipal Courts**  
Overall Caseloads  
2006

Court	Judges	---- Population ----		New Filings, Transfers, ----- and Reactivations -----			----- Terminations -----			Clearance Rate
		Total	Per Judge	Total	Per Judge	Per 1,000 Pop.	Total	Per Judge	Per 1,000 Pop.	
Oregon	1	22,635	22,635	6,122	6,122	270	6,243	6,243	276	102%
Ottawa County	1	40,985	40,985	8,861	8,861	216	8,844	8,844	216	100%
Painesville	1	81,137	81,137	14,384	14,384	177	14,453	14,453	178	100%
Parma	3	177,270	59,090	18,293	6,098	103	17,435	5,812	98	95%
Perrysburg	1	57,140	57,140	14,012	14,012	245	14,042	14,042	246	100%
Portage Co - Kent	1	76,031	76,031	10,877	10,877	143	11,952	11,952	157	110%
Portage Co - Rav.	2	76,030	38,015	28,223	14,112	371	28,750	14,375	378	102%
Portsmouth	2	79,195	39,598	16,357	8,179	207	17,201	8,601	217	105%
Rocky River	2	120,226	60,113	30,569	15,285	254	31,872	15,936	265	104%
Sandusky	1	42,049	42,049	15,261	15,261	363	15,618	15,618	371	102%
Shaker Heights	1	62,367	62,367	15,382	15,382	247	15,619	15,619	250	102%
Shelby	1	19,328	19,328	2,192	2,192	113	2,180	2,180	113	99%
Sidney	1	47,910	47,910	11,798	11,798	246	11,778	11,778	246	100%
South Euclid	1	23,537	23,537	5,658	5,658	240	5,828	5,828	248	103%
Steubenville	1	19,015	19,015	5,075	5,075	267	4,662	4,662	245	92%
Struthers	1	35,484	35,484	5,635	5,635	159	5,285	5,285	149	94%
Sylvania	1	66,021	66,021	14,937	14,937	226	15,747	15,747	239	105%
Tiffin	1	44,613	44,613	8,015	8,015	180	8,265	8,265	185	103%
Toledo	6	321,757	53,626	116,781	19,464	363	120,215	20,036	374	103%
Toledo Housing	1	321,757	321,757	9,066	9,066	28	9,044	9,044	28	100%
Upper Sandusky	1	22,908	22,908	8,852	8,852	386	8,722	8,722	381	99%
Van Wert	1	29,659	29,659	8,603	8,603	290	8,524	8,524	287	99%
Vandalia	1	78,425	78,425	21,740	21,740	277	22,549	22,549	288	104%
Vermilion	1	19,857	19,857	4,650	4,650	234	4,765	4,765	240	102%
Wadsworth	1	42,671	42,671	6,757	6,757	158	6,746	6,746	158	100%
Warren	2	81,957	40,979	19,065	9,533	233	19,545	9,773	238	103%
Washington Cthse	1	28,433	28,433	8,447	8,447	297	8,171	8,171	287	97%
Wayne County	2	111,564	55,782	19,533	9,767	175	19,688	9,844	176	101%
Willoughby	1	87,969	87,969	18,840	18,840	214	18,779	18,779	213	100%
Xenia	1	65,910	65,910	16,876	16,876	256	17,177	17,177	261	102%
Youngstown	3	82,026	27,342	13,650	4,550	166	14,527	4,842	177	106%
Zanesville	1	25,586	25,586	5,255	5,255	205	5,133	5,133	201	98%
Statewide	208	10,111,495	48,613	2,596,962	12,485	257	2,674,624	12,859	264	103%

All population figures based on 2000 U.S. Census



**Municipal Courts**  
**Felony Overall Caseloads**  
**2006**

<b>Court</b>	<b>Cases Pending January 1</b>	<b>New Filings</b>	<b>Reactivations and Transfers</b>	<b>Total Cases</b>	<b>Total Terminations</b>	<b>Clearance Rate</b>	<b>Cases Pending December 31</b>	<b>Cases Pending Beyond Time Guidelines</b>
Akron	197	4,008	1,133	5,338	5,131	100%	207	0
Alliance	17	366	0	383	317	87%	66	0
Ashland	0	0	0	0	0	-	0	0
Ashtabula	52	507	67	626	568	99%	58	20
Athens	6	377	41	424	418	100%	6	0
Auglaize County	4	69	5	78	74	100%	4	1
Avon Lake	11	146	8	165	153	99%	12	1
Barberton	25	829	52	906	838	95%	68	7
Bedford	7	285	1	293	288	101%	5	0
Bellefontaine	10	261	23	294	282	99%	12	0
Bellevue	4	78	0	82	79	101%	3	0
Berea	41	356	11	408	365	99%	43	0
Bowling Green	25	344	3	372	356	103%	16	0
Brown County	81	681	47	809	738	101%	71	7
Bryan	3	79	2	84	83	102%	1	0
Cambridge	7	158	4	169	153	94%	16	2
Campbell	45	281	0	326	256	91%	70	0
Canton	52	1,681	195	1,928	1,871	100%	57	0
Celina	2	46	1	49	49	104%	0	0
Champaign County	3	131	42	176	171	99%	5	0
Chardon	12	120	20	152	144	103%	8	2
Chillicothe	39	448	103	590	547	99%	43	0
Circleville	9	304	20	333	316	98%	17	0
Clark County	77	2,174	966	3,217	3,143	100%	74	0
Clermont County	53	1,500	354	1,907	1,831	99%	76	14
Cleveland	329	7,456	153	7,938	7,546	99%	392	0
Cleveland Heights	6	297	61	364	349	97%	15	5
Cleveland Housing Division	0	0	0	0	0	-	0	0
Clinton County	13	220	2	235	184	83%	51	0
Columbiana County	7	139	11	157	146	97%	11	0
Conneaut	11	168	11	190	186	104%	4	0
Coshocton	5	82	4	91	91	106%	0	0
Crawford County	3	59	0	62	62	105%	0	0
Cuyahoga Falls	95	1,100	422	1,617	1,595	105%	22	0
Darke County	0	0	0	0	0	-	0	0
Dayton	190	1,487	328	2,005	1,743	96%	262	0
Defiance County	1	139	3	143	140	99%	3	0
Delaware County	3	310	47	360	356	100%	4	0
East Cleveland	90	335	1	426	418	124%	8	0
East Liverpool	3	54	0	57	55	102%	2	1
Eaton	9	195	0	204	193	99%	11	1
Elyria	97	1,174	345	1,616	1,445	95%	171	78
Euclid	13	234	3	250	223	94%	27	0
Fairborn	9	375	147	531	528	101%	3	1
Fairfield	29	326	125	480	460	102%	20	8

**Municipal Courts**  
**Felony Overall Caseloads**  
**2006**

<b>Court</b>	<b>Cases Pending January 1</b>	<b>New Filings</b>	<b>Reactivations and Transfers</b>	<b>Total Cases</b>	<b>Total Terminations</b>	<b>Clearance Rate</b>	<b>Cases Pending December 31</b>	<b>Cases Pending Beyond Time Guidelines</b>
Fairfield County	1	488	122	611	605	99%	6	2
Findlay	0	93	0	93	89	96%	4	0
Fostoria	3	115	3	121	121	103%	0	0
Franklin	11	207	81	299	276	96%	23	2
Franklin County	179	7,869	2,286	10,334	10,135	100%	199	7
Franklin County Env.	0	4	1	5	5	100%	0	0
Fremont	20	200	19	239	233	106%	6	0
Gallipolis	6	149	29	184	174	98%	10	0
Garfield Heights	1	387	3	391	377	97%	14	0
Girard	25	300	137	462	410	94%	52	26
Hamilton	61	1,917	207	2,185	2,130	100%	55	4
Hamilton County	286	10,624	1,510	12,420	11,988	99%	432	0
Hardin County	6	65	6	77	76	107%	1	0
Hillsboro*	10	195	43	248	243	102%	5	0
Hocking County	112	304	24	440	396	121%	44	29
Huron	12	65	2	79	74	110%	5	2
Ironton	20	421	27	468	440	98%	28	0
Jackson County	2	112	7	121	120	101%	1	0
Kettering	0	203	32	235	234	100%	1	0
Lakewood	133	498	0	631	469	94%	162	0
Lawrence County	33	323	92	448	431	104%	17	0
Lebanon	7	363	11	381	361	97%	20	1
Licking County	0	618	138	756	756	100%	0	0
Lima	6	413	3	422	414	100%	8	5
Lorain County	120	1,133	124	1,377	1,307	104%	70	4
Lyndhurst	98	177	1	276	262	147%	14	0
Madison County	1	97	2	100	94	95%	6	0
Mansfield	9	593	106	708	697	100%	11	0
Marietta	8	336	57	401	398	101%	3	0
Marion County	8	356	31	395	369	95%	26	3
Marysville	0	69	4	73	70	96%	3	0
Mason	6	182	39	227	214	97%	13	2
Massillon	40	666	88	794	752	100%	42	2
Maumee	23	232	66	321	304	102%	17	11
Medina	11	217	0	228	224	103%	4	0
Mentor	13	335	83	431	423	101%	8	0
Miami County	111	1,261	272	1,644	1,573	103%	71	21
Miamisburg	1	286	109	396	387	98%	9	0
Middletown	36	980	35	1,051	1,001	99%	50	2
Morrow County	23	119	0	142	132	111%	10	3
Mount Vernon	1	59	0	60	60	102%	0	0
Napoleon	3	125	0	128	118	94%	10	0
New Philadelphia	5	94	23	122	120	103%	2	0
Newton Falls	11	242	5	258	231	94%	27	0
Niles	24	279	127	430	400	99%	30	14

\* Hillsboro Municipal Court only submitted reports for January through November. "Cases Pending December 31" value is the number of cases pending at the end of November.

**Municipal Courts**  
**Felony Overall Caseloads**  
**2006**

<b>Court</b>	<b>Cases Pending January 1</b>	<b>New Filings</b>	<b>Reactivations and Transfers</b>	<b>Total Cases</b>	<b>Total Terminations</b>	<b>Clearance Rate</b>	<b>Cases Pending December 31</b>	<b>Cases Pending Beyond Time Guidelines</b>
Norwalk	3	372	358	733	730	100%	3	0
Oakwood	0	3	0	3	3	100%	0	0
Oberlin	12	239	31	282	270	100%	12	5
Oregon	37	272	84	393	356	100%	37	1
Ottawa County	31	132	25	188	168	107%	20	2
Painesville	28	617	113	758	727	100%	31	1
Parma	53	669	0	722	611	91%	111	0
Perrysburg	259	442	111	812	549	99%	263	0
Portage County - Kent	6	334	100	440	439	101%	1	0
Portage County - Ravenna	9	554	200	763	754	100%	9	0
Portsmouth	40	858	257	1,155	1,116	100%	39	1
Rocky River	23	385	131	539	508	98%	31	15
Sandusky	273	1,062	200	1,535	1,250	99%	285	185
Shaker Heights	89	208	22	319	209	91%	110	0
Shelby	0	45	0	45	44	98%	1	0
Sidney	6	182	8	196	191	101%	5	0
South Euclid	0	90	21	111	106	95%	5	0
Steubenville	116	375	2	493	367	97%	126	0
Struthers	22	165	12	199	159	90%	40	29
Sylvania	49	814	394	1,257	1,182	98%	75	0
Tiffin	1	121	24	146	145	100%	1	0
Toledo	341	5,154	2,361	7,856	7,465	99%	391	0
Toledo Housing Division	0	0	0	0	0	-	0	0
Upper Sandusky	8	44	0	52	45	102%	7	1
Van Wert	2	91	0	93	85	93%	8	0
Vandalia	3	240	80	323	318	99%	5	0
Vermilion	13	113	38	164	156	103%	8	4
Wadsworth	6	115	2	123	119	102%	4	0
Warren	98	783	85	966	855	99%	111	59
Washington Courthouse	15	144	0	159	152	106%	7	1
Wayne County	9	194	9	212	201	99%	11	2
Willoughby	158	579	5	742	605	104%	137	0
Xenia	1	279	127	407	389	96%	18	0
Youngstown	37	1,011	132	1,180	1,143	100%	37	10
Zanesville	0	73	0	73	73	100%	0	0
<b>Statewide</b>	<b>4,929</b>	<b>79,909</b>	<b>15,648</b>	<b>100,486</b>	<b>95,074</b>	<b>99%</b>	<b>5,412</b>	<b>604</b>

**Municipal Courts**  
**Felony Terminations**  
**2006**

<b>Court</b>	<b>Preliminary Hearing Bindover</b>	<b>Waiver Preliminary Hearing</b>	<b>Dismissal: Lack of Speedy Trial</b>	<b>Other Dismissals</b>	<b>Unavailability of Accused</b>	<b>Bankruptcy Stay/Interlocutory Appeal</b>	<b>Other Terminations</b>
Akron	83	3,374	0	413	1,133	0	128
Alliance	282	0	0	32	0	0	3
Ashland	0	0	0	0	0	0	0
Ashtabula	214	148	1	111	55	0	39
Athens	43	1	0	337	37	0	0
Auglaize County	15	13	0	30	16	0	0
Avon Lake	1	90	0	45	17	0	0
Barberton	0	631	0	148	59	0	0
Bedford	42	200	3	39	3	0	1
Bellefontaine	10	196	0	59	17	0	0
Bellevue	45	0	2	17	5	0	10
Berea	5	220	0	113	4	0	23
Bowling Green	5	130	0	193	28	0	0
Brown County	122	20	1	494	85	0	16
Bryan	8	35	0	39	1	0	0
Cambridge	54	45	0	46	4	0	4
Campbell	105	82	1	67	1	0	0
Canton	417	742	0	478	234	0	0
Celina	2	31	0	16	0	0	0
Champaign County	13	0	0	79	36	0	43
Chardon	89	9	0	24	22	0	0
Chillicothe	158	182	0	99	107	0	1
Circleville	236	13	0	31	36	0	0
Clark County	4	0	0	2,205	934	0	0
Clermont County	36	279	0	1,137	378	0	1
Cleveland	371	5,369	0	1,678	128	0	0
Cleveland Heights	49	104	0	132	64	0	0
Cleveland Housing	0	0	0	0	0	0	0
Clinton County	156	4	0	18	4	0	2
Columbiana County	74	14	0	42	16	0	0
Conneaut	6	116	0	51	13	0	0
Coshocton	35	1	0	50	5	0	0
Crawford County	0	35	0	4	23	0	0
Cuyahoga Falls	31	847	0	248	445	0	24
Darke County	0	0	0	0	0	0	0
Dayton	583	175	0	568	417	0	0
Defiance County	27	65	0	41	7	0	0
Delaware County	10	29	0	264	53	0	0
East Cleveland	71	194	0	43	11	0	99
East Liverpool	1	34	8	11	1	0	0
Eaton	58	0	0	15	0	0	120
Elyria	136	862	0	114	331	0	2
Euclid	174	0	0	45	4	0	0
Fairborn	0	5	0	270	253	0	0

**Municipal Courts**  
**Felony Terminations**  
**2006**

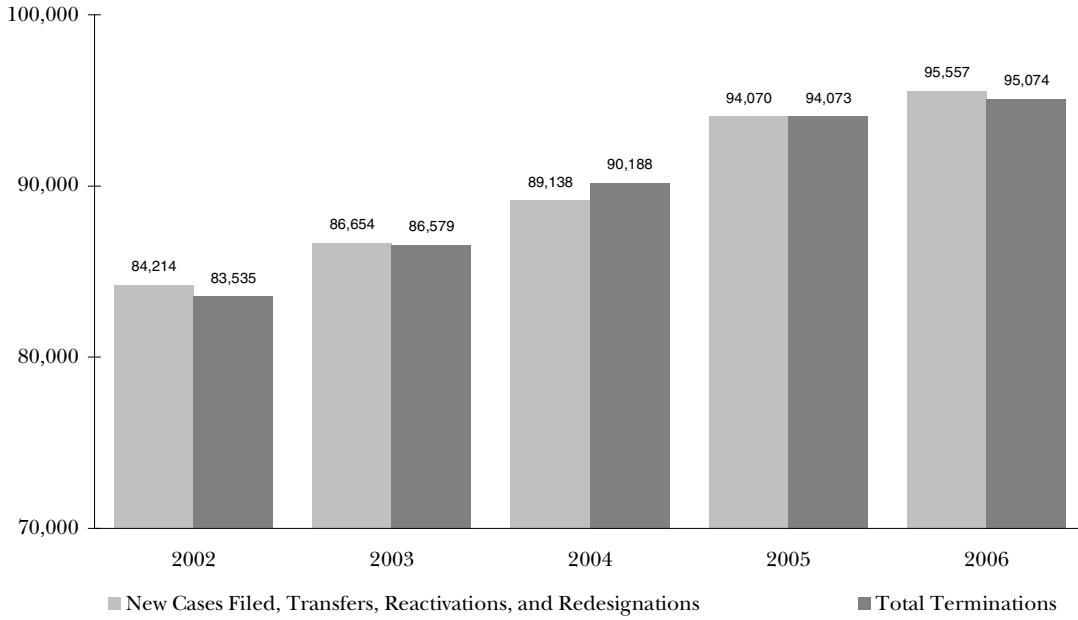
<b>Court</b>	<b>Preliminary Hearing Bindover</b>	<b>Waiver Preliminary Hearing</b>	<b>Dismissal: Lack of Speedy Trial</b>	<b>Other Dismissals</b>	<b>Unavailability of Accused</b>	<b>Bankruptcy Stay/Interlocutory Appeal</b>	<b>Other Terminations</b>
Fairfield	157	97	0	62	139	0	5
Fairfield County	171	43	0	164	227	0	0
Findlay	0	16	0	72	0	0	1
Fostoria	5	87	0	24	2	0	3
Franklin	126	8	0	113	29	0	0
Franklin County	28	59	0	7,711	2,335	0	2
Franklin County Env.	0	1	0	3	1	0	0
Fremont	8	107	0	96	21	0	1
Gallipolis	28	49	0	69	28	0	0
Garfield Heights	8	358	0	9	2	0	0
Girard	132	5	0	30	153	0	90
Hamilton	1,046	1	0	845	238	0	0
Hamilton County	0	0	0	10,442	454	0	1,092
Hardin County	59	0	0	10	7	0	0
Hillsboro*	19	0	0	107	44	0	73
Hocking County	64	5	141	124	52	0	10
Huron	16	50	0	4	4	0	0
Ironton	39	168	0	191	42	0	0
Jackson County	66	1	0	42	10	0	1
Kettering	39	87	0	72	35	0	1
Lakewood	44	196	0	229	0	0	0
Lawrence County	176	7	0	201	47	0	0
Lebanon	199	12	0	34	38	0	78
Licking County	508	0	0	105	143	0	0
Lima	75	283	0	52	0	0	4
Lorain County	14	1,021	4	161	88	1	18
Lyndhurst	171	0	0	4	0	0	87
Madison County	64	0	0	0	30	0	0
Mansfield	1	567	0	21	103	0	5
Marietta	62	2	0	111	63	0	160
Marion County	332	0	0	7	30	0	0
Marysville	33	0	0	33	4	0	0
Mason	71	5	0	94	42	0	2
Massillon	88	293	0	256	115	0	0
Maumee	3	56	0	172	73	0	0
Medina	0	200	0	23	1	0	0
Mentor	16	133	0	183	91	0	0
Miami County	454	469	0	366	266	0	18
Miamisburg	48	135	0	89	115	0	0
Middletown	348	189	31	387	6	0	40
Morrow County	11	19	0	89	0	0	13
Mount Vernon	0	55	1	0	3	0	1
Napoleon	12	71	1	28	5	0	1
New Philadelphia	10	43	0	42	25	0	0

\* Hillsboro Municipal Court only submitted reports for January through November.

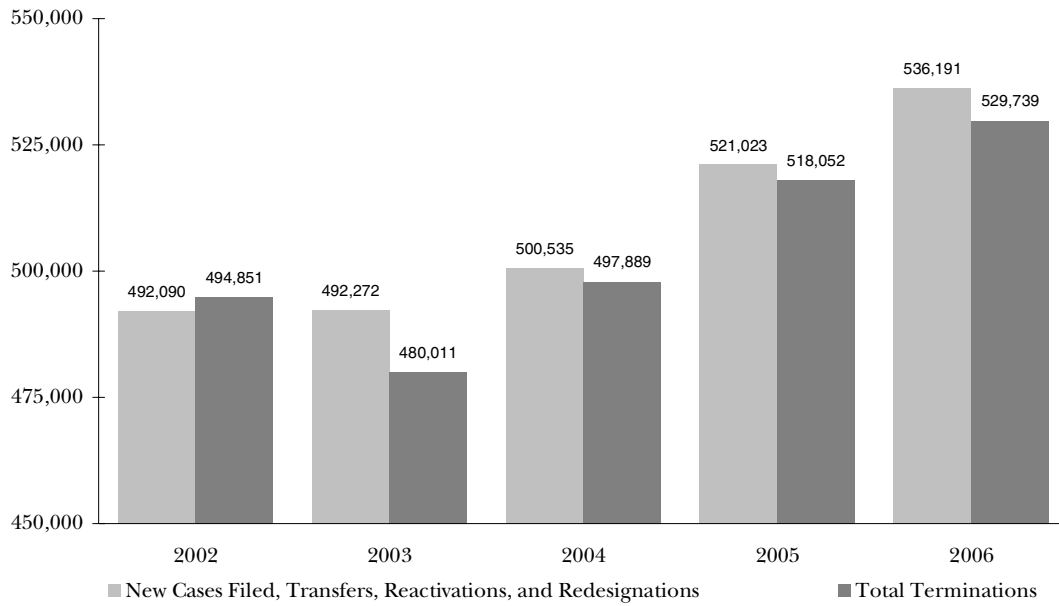
**Municipal Courts**  
**Felony Terminations**  
**2006**

<b>Court</b>	<b>Preliminary Hearing Bindover</b>	<b>Waiver Preliminary Hearing</b>	<b>Dismissal: Lack of Speedy Trial</b>	<b>Other Dismissals</b>	<b>Unavailability of Accused</b>	<b>Bankruptcy Stay/Interlocutory Appeal</b>	<b>Other Terminations</b>
Newton Falls	93	6	0	98	34	0	0
Niles	9	56	0	57	131	0	147
Norwalk	14	197	0	0	381	0	138
Oakwood	1	2	0	0	0	0	0
Oberlin	12	146	0	77	35	0	0
Oregon	45	101	0	118	92	0	0
Ottawa County	10	15	0	92	35	0	16
Painesville	70	197	0	339	105	0	16
Parma	106	376	0	108	0	0	21
Perrysburg	75	231	0	94	149	0	0
Portage County - Kent	51	9	0	280	99	0	0
Portage County - Rav.	66	14	0	470	204	0	0
Portsmouth	24	728	0	141	223	0	0
Rocky River	2	177	0	191	138	0	0
Sandusky	23	454	0	192	224	0	357
Shaker Heights	14	77	0	71	46	0	1
Shelby	40	2	0	0	2	0	0
Sidney	22	42	0	118	9	0	0
South Euclid	0	49	0	32	25	0	0
Steubenville	46	74	0	247	0	0	0
Struthers	138	1	1	4	15	0	0
Sylvania	1	385	0	402	394	0	0
Tiffin	1	0	0	24	23	0	97
Toledo	20	936	0	4,043	2,460	0	6
Toledo Housing Division	0	0	0	0	0	0	0
Upper Sandusky	17	0	0	25	3	0	0
Van Wert	2	55	0	28	0	0	0
Vandalia	85	72	0	78	81	0	2
Vermilion	5	55	0	54	36	0	6
Wadsworth	9	34	0	76	0	0	0
Warren	26	476	5	285	63	0	0
Washington Courthouse	7	24	0	116	0	0	5
Wayne County	51	0	0	71	52	2	25
Willoughby	38	307	0	251	0	0	9
Xenia	10	0	0	253	126	0	0
Youngstown	124	661	0	190	158	0	10
Zanesville	3	70	0	0	0	0	0
<b>Statewide</b>	<b>9,782</b>	<b>25,222</b>	<b>200</b>	<b>41,348</b>	<b>15,441</b>	<b>3</b>	<b>3,078</b>

**Municipal Courts  
Felony Cases  
2002 - 2006**



**Municipal Courts  
Misdemeanor Cases  
2002 - 2006**



**Municipal Courts**  
**Misdemeanor Overall Caseloads**  
**2006**

<b>Court</b>	<b>Cases Pending January 1</b>	<b>New Filings</b>	<b>Reactivations and Transfers</b>	<b>Total Cases</b>	<b>Total Terminations</b>	<b>Clearance Rate</b>	<b>Cases Pending December 31</b>	<b>Cases Pending Beyond Time Guidelines</b>
Akron	904	10,914	8,357	20,175	19,320	100%	855	0
Alliance	141	1,226	1	1,368	1,219	99%	149	0
Ashland	85	1,562	64	1,711	1,568	96%	143	0
Ashtabula	391	1,732	404	2,527	1,698	79%	829	125
Athens	515	3,585	544	4,644	4,107	99%	537	1
Auglaize County	107	851	95	1,053	941	99%	112	2
Avon Lake	58	631	37	726	590	88%	136	0
Barberton	262	3,195	620	4,077	3,754	98%	323	41
Bedford	438	2,052	249	2,739	2,220	96%	519	0
Bellefontaine	240	2,077	197	2,514	2,248	99%	266	0
Bellevue	34	354	10	398	362	99%	36	0
Berea	444	1,948	437	2,829	2,473	104%	356	0
Bowling Green	703	3,237	13	3,953	3,442	106%	511	0
Brown County	794	1,199	306	2,299	1,935	129%	364	35
Bryan	143	1,339	325	1,807	1,657	100%	150	0
Cambridge	295	2,052	338	2,685	2,333	98%	352	10
Campbell	135	308	2	445	272	88%	173	0
Canton	521	4,628	615	5,764	5,261	100%	503	0
Celina	311	1,551	172	2,034	1,879	109%	155	6
Champaign County	91	1,546	340	1,977	1,807	96%	170	0
Chardon	177	1,327	181	1,685	1,484	98%	201	20
Chillicothe	826	4,196	1,224	6,246	5,574	103%	672	0
Circleville	256	1,502	232	1,990	1,749	101%	241	0
Clark County	653	4,614	2,577	7,844	7,088	99%	756	3
Clermont County	632	6,599	2,328	9,559	8,869	99%	690	12
Cleveland	5,217	30,843	19,763	55,823	48,317	95%	7,506	16
Cleveland Heights	491	2,724	511	3,726	3,108	96%	618	134
Cleveland Housing Division	320	3,693	1,122	5,135	4,134	86%	1,001	5
Clinton County	524	1,800	18	2,342	1,756	97%	586	0
Columbiana County	356	1,229	153	1,738	1,506	109%	232	0
Conneaut	59	762	130	951	896	100%	55	5
Coshocton	68	646	158	872	802	100%	70	0
Crawford County	221	2,444	6	2,671	2,429	99%	242	0
Cuyahoga Falls	248	3,491	1,417	5,156	4,896	100%	260	1
Darke County	128	1,230	33	1,391	1,300	103%	91	2
Dayton	1,049	19,203	8,023	28,275	26,980	99%	1,295	0
Defiance County	130	1,795	166	2,091	1,975	101%	116	0
Delaware County	179	2,760	301	3,240	3,040	99%	200	0
East Cleveland	660	1,120	66	1,846	1,641	138%	205	0
East Liverpool	489	955	62	1,506	1,387	136%	119	3
Eaton	235	1,021	122	1,378	1,190	104%	188	1
Elyria	620	3,719	1,064	5,403	4,699	98%	704	96
Euclid	69	1,219	157	1,445	1,321	96%	124	0
Fairborn	511	2,377	581	3,469	2,993	101%	476	3
Fairfield	337	3,740	2,485	6,562	6,210	100%	352	10



**Municipal Courts**  
**Misdemeanor Overall Caseloads**  
**2006**

<b>Court</b>	<b>Cases Pending January 1</b>	<b>New Filings</b>	<b>Reactivations and Transfers</b>	<b>Total Cases</b>	<b>Total Terminations</b>	<b>Clearance Rate</b>	<b>Cases Pending December 31</b>	<b>Cases Pending Beyond Time Guidelines</b>
Fairfield County	511	2,636	581	3,728	3,199	99%	529	4
Findlay	302	1,802	399	2,503	2,172	99%	331	0
Fostoria	50	683	74	807	745	98%	62	2
Franklin	162	1,075	784	2,021	1,705	92%	316	1
Franklin County	3,555	26,017	14,841	44,413	41,539	102%	2,874	34
Franklin County Env.	537	4,549	2,350	7,436	6,728	98%	708	9
Fremont	60	1,054	78	1,192	1,136	100%	56	0
Gallipolis	131	1,253	421	1,805	1,686	101%	119	1
Garfield Heights	313	2,873	587	3,773	3,429	99%	344	0
Girard	102	730	342	1,174	1,050	98%	124	1
Hamilton	929	7,041	3,561	11,531	10,483	99%	1,048	125
Hamilton County	14,342	40,009	22,502	76,853	60,568	97%	16,285	0
Hardin County	101	952	71	1,124	1,020	100%	104	0
Hillsboro*	89	1,252	457	1,798	1,651	97%	147	0
Hocking County	581	1,429	48	2,058	1,808	122%	250	71
Huron	53	486	0	539	476	98%	63	13
Ironton	257	873	78	1,208	1,098	115%	110	0
Jackson County	207	1,602	715	2,524	2,390	103%	134	6
Kettering	210	2,381	330	2,921	2,709	100%	212	4
Lakewood	924	1,979	0	2,903	1,722	87%	1,181	0
Lawrence County	148	874	87	1,109	985	102%	124	4
Lebanon	84	1,108	19	1,211	1,129	100%	82	1
Licking County	298	2,592	658	3,548	3,228	99%	320	1
Lima	489	3,996	97	4,582	4,094	100%	488	47
Lorain County	923	3,063	638	4,624	4,184	113%	440	10
Lyndhurst	271	1,264	84	1,619	1,388	103%	231	16
Madison County	172	803	78	1,053	898	102%	155	0
Mansfield	2,005	5,694	1,422	9,121	6,280	88%	2,841	0
Marietta	246	2,076	682	3,004	2,699	98%	305	0
Marion County	203	3,360	499	4,062	3,841	100%	221	10
Marysville	107	1,220	148	1,475	1,309	96%	166	0
Mason	132	1,140	243	1,515	1,364	99%	151	3
Massillon	188	2,113	176	2,477	2,298	100%	179	0
Maumee	215	1,177	491	1,883	1,674	100%	209	12
Medina	462	1,718	159	2,339	1,866	99%	473	11
Mentor	256	1,575	218	2,049	1,828	102%	221	1
Miami County	565	4,774	792	6,131	5,550	100%	581	29
Miamisburg	440	2,195	638	3,273	2,952	104%	321	1
Middletown	269	5,156	450	5,875	5,551	99%	324	8
Morrow County	61	693	663	1,417	991	73%	426	19
Mount Vernon	208	1,111	21	1,340	1,167	103%	173	7
Napoleon	85	778	1	864	783	101%	81	0
New Philadelphia	493	1,605	316	2,414	2,013	105%	401	12
Newton Falls	140	714	13	867	735	101%	132	0
Niles	173	1,102	530	1,805	1,630	100%	175	12

\* Hillsboro Municipal Court only submitted reports for January through November. "Cases Pending December 31" value is the number of cases pending at end of November.

**Municipal Courts**  
**Misdemeanor Overall Caseloads**  
**2006**

<b>Court</b>	<b>Cases Pending January 1</b>	<b>New Filings</b>	<b>Reactivations and Transfers</b>	<b>Total Cases</b>	<b>Total Terminations</b>	<b>Clearance Rate</b>	<b>Cases Pending December 31</b>	<b>Cases Pending Beyond Time Guidelines</b>
Norwalk	130	2,295	801	3,226	3,095	100%	131	0
Oakwood	90	89	0	179	110	124%	69	0
Oberlin	226	1,113	174	1,513	1,375	107%	138	2
Oregon	170	1,329	482	1,981	1,814	100%	167	6
Ottawa County	353	1,795	188	2,336	1,898	96%	438	23
Painesville	166	2,351	410	2,927	2,778	101%	149	0
Parma	477	4,850	87	5,414	4,851	98%	563	0
Perrysburg	1,220	1,608	249	3,077	1,851	100%	1,226	0
Portage County - Kent	445	2,786	1,049	4,280	4,063	106%	217	8
Portage County - Ravenna	468	3,046	1,140	4,654	4,131	99%	523	23
Portsmouth	807	2,393	1,238	4,438	3,969	109%	469	14
Rocky River	266	2,513	1,043	3,822	3,538	99%	284	0
Sandusky	905	4,444	1,265	6,614	5,508	96%	1,106	0
Shaker Heights	1,668	1,388	325	3,381	1,649	96%	1,732	0
Shelby	43	432	13	488	448	101%	40	6
Sidney	177	1,605	223	2,005	1,798	98%	207	0
South Euclid	217	763	92	1,072	898	105%	174	2
Steubenville	441	1,266	3	1,710	1,341	106%	369	0
Struthers	337	653	64	1,054	587	82%	467	208
Sylvania	412	1,789	1,154	3,355	3,028	103%	327	0
Tiffin	143	1,346	102	1,591	1,463	101%	128	10
Toledo	3,161	20,126	20,044	43,331	38,639	96%	4,692	0
Toledo Housing Division	562	1,183	892	2,637	1,960	94%	677	0
Upper Sandusky	93	670	54	817	731	101%	86	0
Van Wert	89	969	0	1,058	915	94%	143	31
Vandalia	257	2,960	927	4,144	3,848	99%	296	1
Vermilion	110	641	191	942	841	101%	101	6
Wadsworth	326	894	31	1,251	944	102%	307	0
Warren	564	2,201	465	3,230	2,691	101%	539	15
Washington Courthouse	82	1,606	72	1,760	1,539	92%	221	0
Wayne County	190	1,898	285	2,373	2,107	97%	266	0
Willoughby	2,897	4,446	35	7,378	4,469	100%	2,909	0
Xenia	536	3,049	729	4,314	3,837	102%	477	11
Youngstown	318	2,326	793	3,437	3,080	99%	357	14
Zanesville	58	1,807	20	1,885	1,764	97%	121	0
Statewide	71,520	388,203	147,988	607,711	529,739	99%	77,972	1,386

**Municipal Courts**  
**Misdemeanor Terminations**  
**2006**

<b>Court</b>	<b>Jury Trial</b>	<b>Court Trial</b>	<b>Guilty/No Contest to Original Charge Judge</b>	<b>Guilty/No Contest to Original Charge Magistrate</b>	<b>Guilty/No Contest to Reduced Charge</b>	<b>Dismissal: Lack of Speedy Trial</b>	<b>Other Dismissals</b>	<b>Violations Bureau</b>	<b>Transferred Out</b>	<b>Unavailability of Party</b>	<b>Bankruptcy Stay/Interlocutory</b>	<b>Other Terminations</b>
Akron	10	16	7,193	2	2,257	19	1,472	90	187	4,737	8	1,843
Alliance	42	39	757	0	128	0	135	4	0	0	0	114
Ashland	20	33	980	0	32	0	189	233	0	81	0	0
Ashtabula	5	17	819	53	57	5	412	65	0	261	0	3
Athens	1	2	1,125	0	484	11	1,124	639	0	595	0	125
Auglaize County	3	11	525	0	90	5	85	114	0	98	0	5
Avon Lake	0	0	294	0	67	1	71	40	3	47	0	68
Barberton	4	46	2,260	2	165	3	283	207	92	474	2	18
Bedford	4	145	1,187	1	155	9	281	82	16	218	0	122
Bellefontaine	1	24	1,501	0	88	0	274	142	0	218	0	0
Bellevue	0	3	244	0	43	12	36	11	1	10	0	2
Berea	1	41	932	296	238	0	535	31	0	373	0	26
Bowling Green	2	0	899	392	396	0	1,048	498	0	207	0	0
Brown County	0	31	464	1	198	23	552	50	0	464	0	148
Bryan	2	9	1,036	0	42	0	193	75	0	295	0	5
Cambridge	0	112	848	55	109	0	653	98	0	205	0	253
Campbell	0	0	117	0	46	1	102	4	2	0	0	0
Canton	26	30	3,139	177	328	0	922	52	14	569	0	5
Celina	0	35	1,283	0	44	0	337	1	0	179	0	0
Champaign County	7	58	655	0	65	0	446	43	0	393	0	128
Chardon	0	16	617	0	114	2	363	165	0	205	0	2
Chillicothe	5	17	1,574	0	270	1	1,129	910	12	1,631	0	18
Circleville	3	141	744	0	165	2	337	127	23	245	0	0
Clark County	1	84	1,582	499	822	0	1,602	60	11	2,323	0	105
Clermont County	5	206	2,994	0	948	1	1,521	773	77	2,318	0	21
Cleveland	13	318	7,124	6,422	1,965	0	10,928	2,029	509	18,074	66	869
Cleveland Heights	11	304	898	442	50	7	357	352	0	687	0	0
Cleveland Housing	0	0	366	27	0	2	1,181	851	0	1,131	0	576
Clinton County	0	74	688	0	206	0	455	237	0	30	0	65
Columbiana County	5	23	934	0	105	0	164	90	20	155	0	2
Conneaut	1	9	418	0	64	0	215	35	0	153	0	1
Coshocton	4	14	411	0	53	29	75	101	0	100	0	16
Crawford County	1	20	1,448	0	100	0	232	268	0	359	0	1
Cuyahoga Falls	10	231	2,450	9	205	0	448	156	2	1,007	0	378
Darke County	1	335	623	0	22	0	193	51	0	75	0	3
Dayton	12	211	3,187	6,142	989	15	2,278	3,477	64	9,159	0	1,081
Defiance County	1	17	1,491	0	59	1	227	1	0	160	0	18
Delaware County	14	30	1,061	423	179	0	316	649	1	369	0	1
East Cleveland	5	43	487	60	3	5	240	0	8	260	0	490
East Liverpool	9	0	663	0	54	66	40	90	0	450	0	0
Eaton	3	3	502	0	131	0	206	174	0	134	0	34
Elyria	1	15	1,824	211	327	1	683	285	25	1,283	0	44
Euclid	1	2	1,023	13	28	0	95	1	0	155	0	3
Fairborn	2	29	1,309	31	493	1	303	231	0	580	1	13

**Municipal Courts**  
**Misdemeanor Terminations**  
**2006**

<b>Court</b>	<b>Jury Trial</b>	<b>Court Trial</b>	<b>Guilty/No Contest to Original Charge Judge</b>	<b>Guilty/No Contest to Original Charge Magistrate</b>	<b>Guilty/No Contest to Reduced Charge</b>	<b>Dismissal: Lack of Speedy Trial</b>	<b>Other Dismissals</b>	<b>Violations Bureau</b>	<b>Transferred Out</b>	<b>Unavailability of Party</b>	<b>Bankruptcy Stay/Interlocutory</b>	<b>Other Terminations</b>
Fairfield	50	3	1,849	2	81	0	803	28	8	2,743	1	426
Fairfield County	8	10	1,373	0	359	0	537	197	0	744	0	0
Findlay	0	6	1,159	0	107	0	188	23	52	325	0	312
Fostoria	0	14	466	1	8	0	75	83	0	96	0	3
Franklin	2	12	807	0	63	0	233	59	18	322	0	52
Franklin County	42	41	10,348	8	4,797	0	9,001	824	1,762	12,793	0	1,890
Franklin County Env.	5	17	1,883	0	31	2	655	1,135	7	2,946	0	61
Fremont	0	1	675	0	61	1	143	175	0	71	0	8
Gallipolis	0	9	525	0	146	2	473	74	0	446	0	9
Garfield Heights	2	74	1,667	48	246	7	550	91	14	727	0	1
Girard	0	0	413	1	125	0	181	0	0	316	0	10
Hamilton	4	192	4,083	90	120	0	1,840	73	0	4,056	0	62
Hamilton County	18	1,316	19,633	1,014	3,406	7	10,765	1,597	228	22,102	0	483
Hardin County	1	7	571	0	39	0	114	149	0	117	0	22
Hillsboro*	0	2	422	0	112	0	415	156	0	447	0	99
Hocking County	42	35	592	96	26	323	183	258	0	223	0	28
Huron	2	0	214	0	29	0	140	66	0	25	0	0
Ironton	0	10	445	1	20	1	418	36	3	163	0	1
Jackson County	1	85	778	0	66	0	410	289	0	755	0	3
Kettering	3	20	973	0	836	1	297	260	3	312	0	9
Lakewood	6	179	1,010	0	43	0	262	218	4	0	0	0
Lawrence County	1	37	356	3	2	0	334	24	0	184	1	0
Lebanon	1	8	607	0	64	2	269	27	0	144	0	4
Licking County	18	151	1,432	0	19	0	473	158	35	675	0	267
Lima	1	70	2,251	10	229	3	1,105	293	50	0	0	17
Lorain County	0	39	1,726	0	305	2	709	36	582	713	1	40
Lyndhurst	2	7	724	93	107	0	161	12	0	117	0	165
Madison County	6	30	399	0	74	0	224	90	0	66	0	9
Mansfield	0	29	1,754	747	280	0	1,608	329	22	1,314	0	198
Marietta	5	25	1,286	0	36	0	429	71	0	565	0	265
Marion County	4	12	2,748	0	173	1	261	184	0	433	0	19
Marysville	3	112	672	1	25	17	199	115	2	160	0	0
Mason	4	80	276	0	291	0	304	67	16	322	0	4
Massillon	6	5	833	470	347	0	146	144	105	241	1	0
Maumee	0	5	413	0	187	0	323	223	23	496	0	4
Medina	3	25	780	139	301	1	277	130	0	113	3	94
Mentor	1	4	893	0	80	0	457	146	16	209	0	24
Miami County	0	18	1,591	403	1,523	0	732	504	25	730	0	24
Miamisburg	0	1	1,154	46	519	0	545	80	0	605	0	2
Middletown	0	347	3,216	0	368	21	672	246	0	435	0	242
Morrow County	3	6	291	0	83	0	437	55	0	150	3	0
Mount Vernon	1	30	596	0	81	0	176	107	9	57	0	111
Napoleon	0	6	530	0	34	5	115	52	0	32	0	9
New Philadelphia	6	35	451	383	55	0	472	191	0	393	0	17

\* Hillsboro Municipal Court only submitted reports for January through November.

**Municipal Courts**  
**Misdemeanor Terminations**  
**2006**

<b>Court</b>	<b>Jury Trial</b>	<b>Court Trial</b>	<b>Guilty/No Contest to Original Charge Judge</b>	<b>Guilty/No Contest to Original Charge Magistrate</b>	<b>Guilty/No Contest to Reduced Charge</b>	<b>Dismissal: Lack of Speedy Trial</b>	<b>Other Dismissals</b>	<b>Violations Bureau</b>	<b>Transferred Out</b>	<b>Unavailability of Party</b>	<b>Bankruptcy Stay/Interlocutory</b>	<b>Other Terminations</b>
Newton Falls	1	66	232	1	88	0	246	38	0	60	0	2
Niles	0	9	735	0	88	0	389	0	1	376	0	26
Norwalk	8	33	1,548	3	77	0	3	436	0	723	0	264
Oakwood	0	6	62	0	16	2	43	7	0	16	0	10
Oberlin	2	5	480	0	201	0	293	119	0	201	0	85
Oregon	0	8	581	0	162	0	531	16	0	518	0	0
Ottawa County	4	21	651	0	121	2	478	428	14	179	0	0
Painesville	1	7	1,568	59	59	0	458	409	3	205	0	9
Parma	13	25	788	2,094	549	0	743	189	7	197	0	251
Perrysburg	1	6	769	0	32	0	398	150	2	493	0	0
Portage County - Kent	7	14	1,783	1	370	0	857	477	0	547	6	4
Portage County - Rav.	15	10	1,380	9	487	1	952	199	11	1,063	5	0
Portsmouth	6	4	1,467	1	67	0	1,197	69	14	1,131	0	13
Rocky River	2	8	727	385	441	2	494	398	274	806	1	0
Sandusky	0	202	2,149	0	96	0	1,279	253	0	1,503	0	25
Shaker Heights	1	8	881	0	38	0	359	10	0	231	0	121
Shelby	97	0	263	0	41	1	10	32	0	7	0	1
Sidney	0	15	750	0	242	0	277	302	1	216	0	0
South Euclid	1	0	400	0	69	0	295	1	0	132	0	0
Steubenville	1	6	948	0	106	1	232	17	29	0	0	2
Struthers	0	7	229	0	107	72	62	1	1	109	0	0
Sylvania	1	1	696	0	427	0	727	40	0	1,170	0	0
Tiffin	3	22	899	0	43	1	164	203	1	126	0	1
Toledo	9	132	5,176	1,655	3,409	0	5,515	155	38	23,669	0	296
Toledo Housing	0	1	531	79	15	0	239	48	9	979	0	81
Upper Sandusky	1	25	435	0	22	0	96	85	1	66	0	0
Van Wert	4	15	515	0	29	15	197	137	0	5	0	0
Vandalia	0	13	1,325	0	852	0	548	100	0	1,009	0	1
Vermilion	0	14	375	0	97	8	111	38	0	176	0	22
Wadsworth	5	14	468	0	120	24	213	61	0	39	0	2
Warren	0	10	1,301	0	207	10	629	0	51	482	0	1
Washington Cthse	0	52	997	0	147	0	209	46	0	84	0	1
Wayne County	15	323	418	444	17	27	206	286	1	364	0	6
Willoughby	3	19	2,972	0	3	0	639	776	19	0	0	36
Xenia	4	19	1,629	0	243	0	563	642	0	706	0	31
Youngstown	3	33	872	90	384	1	589	13	20	992	0	84
Zanesville	0	87	1,407	0	41	0	126	101	0	0	0	2
<b>Statewide</b>	<b>695</b>	<b>7,149</b>	<b>173,948</b>	<b>23,635</b>	<b>37,801</b>	<b>785</b>	<b>91,216</b>	<b>28,949</b>	<b>4,548</b>	<b>146,930</b>	<b>99</b>	<b>12,977</b>

**Municipal Courts**  
O.V.I. Overall Caseloads  
2006

<b>Court</b>	<b>Cases Pending January 1</b>	<b>New Filings</b>	<b>Reactivations and Transfers</b>	<b>Total Cases</b>	<b>Total Terminations</b>	<b>Clearance Rate</b>	<b>Cases Pending December 31</b>	<b>Cases Pending Beyond Time Guidelines</b>
Akron	303	988	220	1,511	1,240	103%	271	0
Alliance	42	209	1	252	216	103%	36	0
Ashland	36	462	7	505	451	96%	54	0
Ashtabula	52	229	28	309	192	75%	117	33
Athens	125	617	48	790	686	103%	104	0
Auglaize County	83	317	30	430	368	106%	62	3
Avon Lake	37	288	6	331	251	85%	80	0
Barberton	90	691	112	893	776	97%	117	4
Bedford	111	299	17	427	310	98%	117	0
Bellefontaine	39	356	15	410	359	97%	51	0
Bellevue	6	90	0	96	87	97%	9	0
Berea	223	662	66	951	756	104%	195	0
Bowling Green	123	507	1	631	550	108%	81	0
Brown County	306	358	77	741	654	150%	87	13
Bryan	38	314	8	360	322	100%	38	0
Cambridge	68	482	15	565	493	99%	72	5
Campbell	29	62	0	91	50	81%	41	0
Canton	86	873	34	993	917	101%	76	0
Celina	77	437	5	519	430	97%	89	6
Champaign County	32	250	22	304	264	97%	40	0
Chardon	76	604	28	708	608	96%	100	10
Chillicothe	191	694	98	983	779	98%	204	0
Circleville	75	374	37	486	405	99%	81	0
Clark County	394	1,152	271	1,817	1,476	104%	341	1
Clermont County	291	1,704	208	2,203	1,857	97%	346	13
Cleveland	351	740	537	1,628	1,316	103%	312	2
Cleveland Heights	15	45	12	72	41	72%	31	8
Cleveland Housing Division	0	0	0	0	0	-	0	0
Clinton County	202	457	2	661	476	104%	185	0
Columbiana County	147	470	36	653	534	106%	119	0
Conneaut	5	76	3	84	76	96%	8	0
Coshocton	20	180	3	203	187	102%	16	0
Crawford County	38	404	2	444	389	96%	55	0
Cuyahoga Falls	156	1,131	241	1,528	1,355	99%	173	1
Darke County	45	194	9	248	220	108%	28	0
Dayton	133	351	19	503	352	95%	151	0
Defiance County	48	401	18	467	422	101%	45	0
Delaware County	101	741	29	871	756	98%	115	0
East Cleveland	34	49	1	84	77	154%	7	0
East Liverpool	32	134	4	170	156	113%	14	0
Eaton	132	315	15	462	348	105%	114	0
Elyria	329	1,386	142	1,857	1,514	99%	343	31
Euclid	39	116	16	171	133	101%	38	0
Fairborn	229	758	83	1,070	850	101%	220	1
Fairfield	105	498	56	659	593	107%	66	2

**Municipal Courts**  
O.V.I. Overall Caseloads  
2006

<b>Court</b>	<b>Cases Pending January 1</b>	<b>New Filings</b>	<b>Reactivations and Transfers</b>	<b>Total Cases</b>	<b>Total Terminations</b>	<b>Clearance Rate</b>	<b>Cases Pending December 31</b>	<b>Cases Pending Beyond Time Guidelines</b>
Fairfield County	180	798	47	1,025	821	97%	204	6
Findlay	143	697	34	874	706	97%	168	0
Fostoria	27	232	13	272	225	92%	47	1
Franklin	54	391	76	521	424	91%	97	0
Franklin County	1,298	5,798	1,476	8,572	7,189	99%	1,383	35
Franklin County Env.	3	9	3	15	9	75%	6	1
Fremont	30	326	11	367	329	98%	38	0
Gallipolis	41	269	48	358	332	105%	26	0
Garfield Heights	81	422	45	548	484	104%	64	0
Girard	32	304	15	351	293	92%	58	0
Hamilton	78	709	148	935	822	96%	113	5
Hamilton County	1,005	2,448	1,475	4,928	3,904	100%	1,024	0
Hardin County	22	173	10	205	148	81%	57	0
Hillsboro*	40	224	33	297	260	101%	37	0
Hocking County	62	189	1	252	226	119%	26	0
Huron	14	122	0	136	120	98%	16	2
Ironton	27	198	0	225	209	106%	16	0
Jackson County	48	295	43	386	352	104%	34	2
Kettering	107	880	25	1,012	891	98%	121	1
Lakewood	117	271	0	388	256	94%	132	0
Lawrence County	26	271	18	315	282	98%	33	0
Lebanon	32	255	4	291	272	105%	19	0
Licking County	136	1,002	79	1,217	1,020	94%	197	0
Lima	229	1,165	45	1,439	1,067	88%	372	38
Lorain County	152	530	62	744	615	104%	129	5
Lyndhurst	54	334	11	399	310	90%	89	12
Madison County	41	228	4	273	235	101%	38	0
Mansfield	347	949	227	1,523	1,239	105%	284	0
Marietta	98	593	82	773	555	82%	218	0
Marion County	62	525	29	616	547	99%	69	7
Marysville	45	321	18	384	339	100%	45	0
Mason	56	316	28	400	337	98%	63	5
Massillon	79	887	10	976	868	97%	108	0
Maumee	101	374	21	496	415	105%	81	3
Medina	348	743	27	1,118	814	106%	304	23
Mentor	55	412	12	479	414	98%	65	0
Miami County	185	1,061	37	1,283	1,116	102%	167	1
Miamisburg	166	745	74	985	828	101%	157	1
Middletown	26	402	18	446	415	99%	31	0
Morrow County	105	490	4	599	483	98%	116	17
Mount Vernon	99	388	9	496	414	104%	82	0
Napoleon	21	189	0	210	187	99%	23	0
New Philadelphia	130	532	64	726	581	97%	145	14
Newton Falls	45	233	10	288	221	91%	67	0
Niles	37	151	26	214	194	110%	20	1

\* Hillsboro Municipal Court only submitted reports for January through November. "Cases Pending December 31" value is the number of cases pending at end of November.

**Municipal Courts**  
O.V.I. Overall Caseloads  
2006

<b>Court</b>	<b>Cases Pending January 1</b>	<b>New Filings</b>	<b>Reactivations and Transfers</b>	<b>Total Cases</b>	<b>Total Terminations</b>	<b>Clearance Rate</b>	<b>Cases Pending December 31</b>	<b>Cases Pending Beyond Time Guidelines</b>
Norwalk	29	452	25	506	471	99%	35	0
Oakwood	13	10	0	23	15	150%	8	0
Oberlin	92	311	27	430	352	104%	78	3
Oregon	21	222	19	262	229	95%	33	0
Ottawa County	162	446	33	641	467	97%	174	4
Painesville	62	611	10	683	632	102%	51	1
Parma	196	813	22	1,031	857	103%	174	0
Perrysburg	334	700	49	1,083	794	106%	289	0
Portage County - Kent	299	571	56	926	830	132%	96	4
Portage County - Ravenna	290	1,131	125	1,546	1,214	97%	332	27
Portsmouth	143	659	136	938	798	100%	140	5
Rocky River	104	613	74	791	686	100%	105	0
Sandusky	197	568	116	881	657	96%	224	0
Shaker Heights	326	218	21	565	226	95%	339	0
Shelby	19	108	2	129	115	105%	14	3
Sidney	68	492	18	578	498	98%	80	0
South Euclid	21	81	1	103	73	89%	30	4
Steubenville	24	170	1	195	170	99%	25	0
Struthers	138	207	10	355	186	86%	169	78
Sylvania	149	741	181	1,071	937	102%	134	0
Tiffin	49	239	3	291	267	110%	24	1
Toledo	296	994	515	1,805	1,328	88%	477	0
Toledo Housing Division	0	0	0	0	0	-	0	0
Upper Sandusky	30	240	2	272	250	103%	22	0
Van Wert	37	350	0	387	322	92%	65	13
Vandalia	163	764	127	1,054	927	104%	127	0
Vermilion	44	184	23	251	211	102%	40	2
Wadsworth	90	337	16	443	329	93%	114	0
Warren	170	750	91	1,011	812	97%	199	10
Washington Courthouse	38	246	4	288	251	100%	37	1
Wayne County	84	445	56	585	514	103%	71	0
Willoughby	97	662	4	763	665	100%	98	0
Xenia	109	400	51	560	453	100%	107	1
Youngstown	38	86	16	140	113	111%	27	1
Zanesville	6	207	9	222	218	101%	4	0
<b>Statewide</b>	<b>15,116</b>	<b>64,344</b>	<b>8,847</b>	<b>88,307</b>	<b>72,927</b>	<b>100%</b>	<b>15,380</b>	<b>471</b>



**Municipal Courts**  
**O.V.I. Terminations**  
**2006**

<b>Court</b>	<b>Jury Trial</b>	<b>Court Trial</b>	<b>Guilty/No Contest to Original Charge Judge</b>	<b>Guilty/No Contest to Original Charge Magistrate</b>	<b>Guilty/No Contest to Reduced Charge</b>	<b>Dismissal: Lack of Speedy Trial</b>	<b>Other Dismissals</b>	<b>Transferred Out</b>	<b>Unavailability of Party</b>	<b>Bankruptcy Stay/Interlocutory Appeal</b>	<b>Other Terminations</b>
Akron	3	1	286	94	588	0	15	9	150	0	46
Alliance	6	2	182	0	9	0	6	0	0	0	11
Ashland	3	3	392	0	35	0	3	0	15	0	0
Ashtabula	0	2	114	26	15	1	13	0	21	0	0
Athens	0	2	431	0	166	0	37	0	48	0	1
Auglaize County	10	1	275	1	40	2	12	0	21	0	0
Avon Lake	0	0	202	0	34	0	2	1	8	0	4
Barberton	2	2	588	0	38	2	10	45	43	0	15
Bedford	1	35	244	0	1	0	2	3	18	0	6
Bellefontaine	0	1	284	0	51	0	12	0	11	0	0
Bellevue	0	0	61	0	22	1	1	0	1	0	1
Berea	1	10	604	21	41	0	18	0	61	0	0
Bowling Green	2	0	383	41	97	0	15	0	12	0	0
Brown County	1	0	296	0	170	0	56	0	115	0	15
Bryan	0	0	258	0	36	0	12	0	14	0	2
Cambridge	1	28	259	143	20	0	20	0	18	0	4
Campbell	0	0	26	0	23	0	1	0	0	0	0
Canton	17	0	820	0	10	0	32	9	30	0	0
Celina	0	1	271	0	143	0	12	0	3	0	0
Champaign County	2	0	199	0	41	0	6	0	14	0	0
Chardon	0	0	497	0	61	2	16	0	32	0	0
Chillicothe	4	0	52	0	530	0	91	4	96	5	0
Circleville	6	21	274	1	45	0	26	4	20	0	2
Clark County	1	49	726	0	271	0	85	2	262	0	80
Clermont County	4	7	1,057	0	476	0	33	26	253	0	0
Cleveland	1	18	648	22	86	0	57	8	472	2	2
Cleveland Heights	0	2	27	0	0	0	0	0	12	0	0
Cleveland Housing Division	0	0	0	0	0	0	0	0	0	0	0
Clinton County	1	2	268	0	171	0	22	0	3	0	9
Columbiana County	0	0	407	0	81	0	9	6	30	0	0
Conneaut	0	0	67	0	2	0	4	0	3	0	0
Coshocton	1	2	170	0	2	0	5	0	7	0	0
Crawford County	0	2	310	0	31	0	18	0	22	0	6
Cuyahoga Falls	3	162	941	1	96	0	21	1	83	0	47
Darke County	1	106	69	1	29	0	5	0	4	0	0
Dayton	0	3	121	2	149	0	18	0	46	0	0
Defiance County	0	0	344	0	37	1	19	0	17	0	4
Delaware County	12	4	489	145	30	0	25	4	49	0	0
East Cleveland	0	6	28	5	0	0	1	0	6	0	30
East Liverpool	0	0	107	0	23	11	8	0	10	0	0
Eaton	0	0	160	0	122	0	34	0	28	0	4
Elyria	2	0	1,040	0	250	0	51	8	111	0	51
Euclid	1	1	121	0	0	0	0	0	10	0	0
Fairborn	1	3	531	5	210	0	30	0	70	0	0

**Municipal Courts**  
**O.V.I. Terminations**  
**2006**

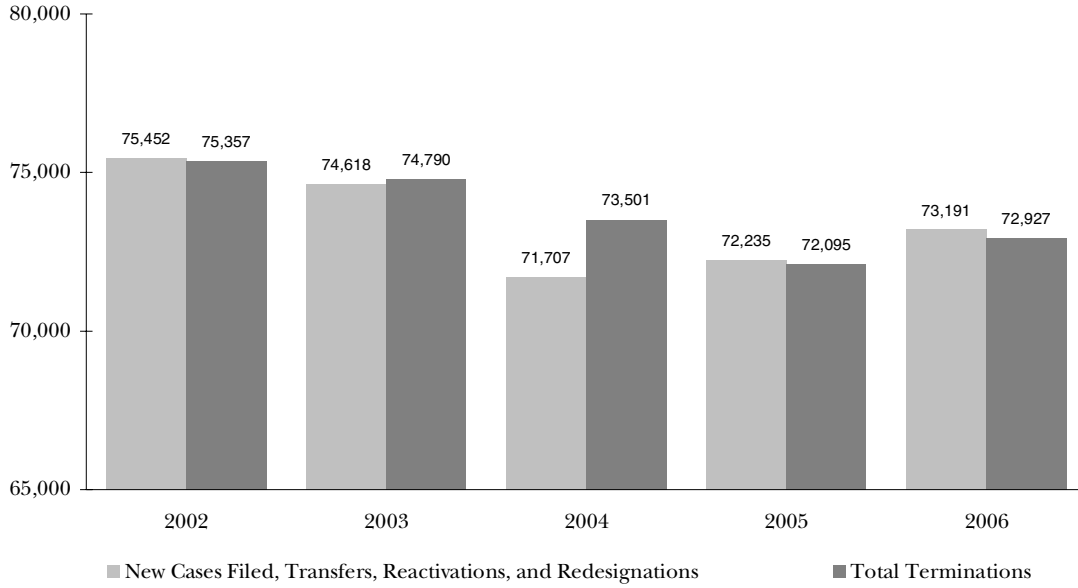
<b>Court</b>	<b>Jury Trial</b>	<b>Court Trial</b>	<b>Guilty/No Contest to Original Charge Judge</b>	<b>Guilty/No Contest to Original Charge Magistrate</b>	<b>Guilty/No Contest to Reduced Charge</b>	<b>Dismissal: Lack of Speedy Trial</b>	<b>Other Dismissals</b>	<b>Transferred Out</b>	<b>Unavailability of Party</b>	<b>Bankruptcy Stay/Interlocutory Appeal</b>	<b>Other Terminations</b>
Fairfield	2	0	40	0	3	0	18	0	64	0	38
Fairfield County	6	3	719	0	31	0	17	0	51	0	0
Findlay	1	2	596	0	19	0	8	3	29	0	48
Fostoria	0	0	176	0	26	0	7	0	16	0	0
Franklin	0	0	261	0	112	0	16	0	33	0	0
Franklin County	10	8	4,121	0	1,162	2	324	465	982	0	107
Franklin County Env.	0	0	9	0	3	0	1	0	2	0	0
Fremont	0	0	297	0	1	1	18	0	11	0	1
Gallipolis	0	1	156	0	89	0	34	0	50	0	2
Garfield Heights	0	1	375	2	40	2	11	1	53	0	1
Girard	0	0	161	0	105	0	6	0	20	0	1
Hamilton	0	8	566	1	1	0	16	0	216	0	18
Hamilton County	21	101	2,546	13	24	2	253	38	696	0	210
Hardin County	0	0	100	0	26	0	9	0	12	0	1
Hillsboro*	0	0	138	0	49	1	16	0	56	0	0
Hocking County	10	0	155	2	33	9	13	0	5	0	1
Huron	0	0	91	0	24	0	3	0	3	0	0
Ironton	0	2	185	4	0	0	12	0	5	0	0
Jackson County	1	15	262	0	20	0	13	0	39	0	1
Kettering	0	1	474	0	379	0	15	6	15	0	1
Lakewood	0	0	239	0	10	0	7	0	0	0	0
Lawrence County	0	17	218	0	21	0	13	0	4	1	1
Lebanon	1	0	204	0	42	3	8	0	15	0	1
Licking County	15	25	802	0	2	1	85	10	77	0	3
Lima	0	1	821	0	96	0	123	24	0	0	3
Lorain County	1	31	343	1	107	0	23	39	59	0	6
Lyndhurst	1	2	269	10	13	0	2	0	9	0	4
Madison County	1	3	159	0	51	0	15	0	6	0	0
Mansfield	0	11	945	8	52	0	24	6	188	0	5
Marietta	5	2	403	1	7	0	13	0	68	0	32
Marion County	1	1	485	0	27	0	6	0	25	0	3
Marysville	2	22	278	0	14	0	6	0	13	0	5
Mason	0	27	181	0	67	0	16	0	44	0	2
Massillon	2	0	682	61	77	0	10	19	17	0	0
Maumee	4	0	282	0	84	0	16	0	29	0	0
Medina	4	2	760	1	0	0	25	0	21	0	1
Mentor	0	1	379	0	21	0	3	0	8	1	2
Miami County	0	1	564	4	450	0	36	5	55	0	1
Miamisburg	0	0	447	0	279	0	16	0	85	0	1
Middletown	0	9	333	0	55	0	4	0	11	0	2
Morrow County	1	0	320	0	61	0	85	0	106	1	1
Mount Vernon	0	7	308	0	48	0	17	1	2	0	32
Napoleon	0	0	147	0	29	0	9	0	1	0	1
New Philadelphia	5	9	300	157	10	0	10	0	73	0	8

\* Hillsboro Municipal Court only submitted reports for January through November.

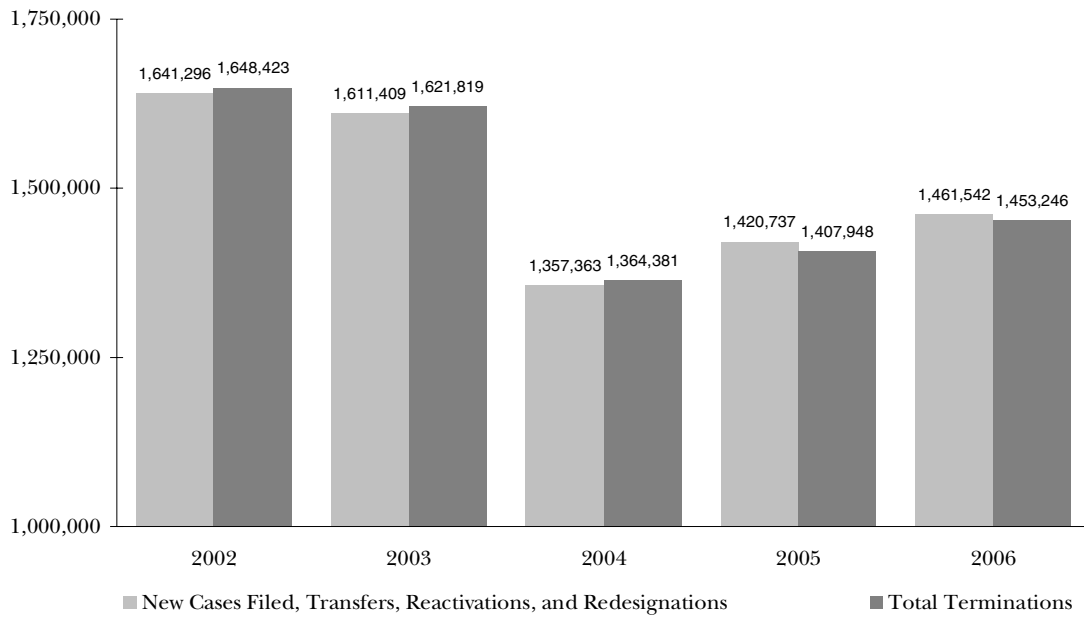
**Municipal Courts**  
**O.V.I. Terminations**  
**2006**

<b>Court</b>	<b>Jury Trial</b>	<b>Court Trial</b>	<b>Guilty/No Contest to Original Charge Judge</b>	<b>Guilty/No Contest to Original Charge Magistrate</b>	<b>Guilty/No Contest to Reduced Charge</b>	<b>Dismissal: Lack of Speedy Trial</b>	<b>Other Dismissals</b>	<b>Transferred Out</b>	<b>Unavailability of Party</b>	<b>Bankruptcy Stay/Interlocutory Appeal</b>	<b>Other Terminations</b>
Newton Falls	0	7	111	0	57	1	30	1	13	0	1
Niles	0	1	67	0	6	0	6	0	18	0	94
Norwalk	1	0	405	0	18	0	15	0	24	0	8
Oakwood	0	1	10	0	3	0	6	0	1	0	2
Oberlin	2	0	268	0	36	0	23	0	23	0	0
Oregon	0	0	155	0	39	0	9	0	27	0	0
Ottawa County	10	1	321	0	64	1	32	7	24	0	7
Painesville	0	0	563	0	51	1	5	1	11	0	1
Parma	1	2	678	22	98	0	30	2	33	0	6
Perrysburg	0	0	704	0	13	0	11	0	66	0	0
Portage County - Kent	1	1	612	0	133	0	23	0	57	2	0
Portage County - Ravenna	18	1	902	0	147	0	33	1	101	9	1
Portsmouth	2	0	453	0	149	0	62	7	125	0	0
Rocky River	0	0	543	43	12	0	11	22	53	0	2
Sandusky	0	42	382	0	83	0	27	0	121	0	2
Shaker Heights	0	1	200	0	0	0	2	0	23	0	0
Shelby	52	0	42	0	13	1	5	0	2	0	0
Sidney	0	1	289	0	172	0	13	0	22	1	0
South Euclid	0	0	62	0	5	0	2	0	4	0	0
Steubenville	0	2	134	0	19	0	10	5	0	0	0
Struthers	0	11	111	0	44	4	3	0	13	0	0
Sylvania	0	0	527	0	212	0	17	0	186	0	0
Tiffin	2	1	145	0	86	0	27	0	6	0	0
Toledo	0	4	406	74	251	0	66	0	464	0	86
Toledo Housing Division	0	0	0	0	0	0	0	0	0	0	0
Upper Sandusky	0	0	218	0	29	0	2	0	1	0	0
Van Wert	4	2	246	0	44	4	19	0	1	0	1
Vandalia	0	1	686	0	68	0	35	0	137	0	0
Vermilion	0	3	105	0	71	1	8	0	21	0	2
Wadsworth	5	3	273	0	0	2	41	0	6	0	0
Warren	0	0	605	0	55	2	48	16	86	0	0
Washington Courthouse	0	11	175	0	47	0	13	0	5	0	0
Wayne County	2	59	221	131	4	3	34	1	57	0	2
Willoughby	5	3	640	0	2	0	2	5	0	0	7
Xenia	0	0	323	0	70	0	7	0	53	0	0
Youngstown	0	0	51	0	35	0	7	0	20	0	0
Zanesville	0	2	195	0	16	0	5	0	0	0	0
<b>Statewide</b>	<b>286</b>	<b>949</b>	<b>47,754</b>	<b>1,043</b>	<b>10,204</b>	<b>61</b>	<b>2,934</b>	<b>815</b>	<b>7,327</b>	<b>22</b>	<b>1,106</b>

**Municipal Courts**  
**O.V.I. Cases**  
**2002 - 2006**



**Municipal Courts**  
**Other Traffic Cases**  
**2002 - 2006**



**Municipal Courts**  
Other Traffic Overall Caseloads  
2006

<b>Court</b>	<b>Cases Pending January 1</b>	<b>New Filings</b>	<b>Reactivations and Transfers</b>	<b>Total Cases</b>	<b>Total Terminations</b>	<b>Clearance Rate</b>	<b>Cases Pending December 31</b>	<b>Cases Pending Beyond Time Guidelines</b>
Akron	9,771	23,662	2,672	36,105	26,365	100%	9,740	0
Alliance	109	3,655	0	3,764	3,607	99%	157	0
Ashland	340	9,820	403	10,563	10,255	100%	308	0
Ashtabula	434	6,479	490	7,403	6,209	89%	1,194	154
Athens	253	5,386	452	6,091	5,859	100%	232	0
Auglaize County	253	6,978	90	7,321	7,071	100%	250	2
Avon Lake	131	939	58	1,128	1,004	101%	124	1
Barberton	435	10,041	992	11,468	11,111	101%	357	41
Bedford	1,104	7,662	938	9,704	8,587	100%	1,117	0
Bellefontaine	205	6,463	198	6,866	6,598	99%	268	0
Bellevue	10	2,087	3	2,100	2,000	96%	100	0
Berea	555	6,128	807	7,490	7,018	101%	472	0
Bowling Green	515	9,500	10	10,025	9,708	102%	317	0
Brown County	676	7,545	640	8,861	8,527	104%	334	3
Bryan	181	6,739	848	7,768	7,599	100%	169	0
Cambridge	309	9,926	75	10,310	9,996	100%	314	0
Campbell	308	1,698	4	2,010	1,655	97%	355	0
Canton	767	17,057	467	18,291	17,409	99%	882	0
Celina	119	3,518	62	3,699	3,580	100%	119	2
Champaign County	95	3,298	138	3,531	3,446	100%	85	0
Chardon	274	11,001	515	11,790	11,526	100%	264	5
Chillicothe	1,177	8,536	696	10,409	9,558	104%	851	0
Circleville	798	10,369	647	11,814	10,908	99%	906	0
Clark County	660	16,115	1,337	18,112	17,126	98%	986	2
Clermont County	806	23,120	5,630	29,556	28,638	100%	918	14
Cleveland	7,320	82,637	45,974	135,931	127,437	99%	8,494	20
Cleveland Heights	1,031	16,454	2,105	19,590	18,626	100%	964	90
Cleveland Housing Division	0	0	0	0	0	-	0	0
Clinton County	1,149	12,111	11	13,271	11,955	99%	1,316	0
Columbiana County	407	6,657	465	7,529	7,146	100%	383	0
Conneaut	30	1,694	81	1,805	1,756	99%	49	0
Coshocton	44	1,864	26	1,934	1,903	101%	31	0
Crawford County	167	5,487	12	5,666	5,467	99%	199	0
Cuyahoga Falls	1,880	18,484	1,183	21,547	20,451	104%	1,096	1
Darke County	113	3,580	16	3,709	3,546	99%	163	4
Dayton	1,610	26,504	6,666	34,780	32,310	97%	2,470	0
Defiance County	100	5,229	504	5,833	5,728	100%	105	0
Delaware County	636	14,720	797	16,153	15,392	99%	761	0
East Cleveland	1,047	994	148	2,189	2,004	175%	185	0
East Liverpool	235	1,683	24	1,942	1,860	109%	82	3
Eaton	583	6,823	573	7,979	7,368	100%	611	3
Elyria	863	9,903	740	11,506	10,559	99%	947	119
Euclid	129	4,783	526	5,438	5,230	99%	208	0
Fairborn	586	14,252	1,029	15,867	15,227	100%	640	0
Fairfield	220	3,674	328	4,222	4,045	101%	177	1

**Municipal Courts**  
Other Traffic Overall Caseloads  
2006

<b>Court</b>	<b>Cases Pending January 1</b>	<b>New Filings</b>	<b>Reactivations and Transfers</b>	<b>Total Cases</b>	<b>Total Terminations</b>	<b>Clearance Rate</b>	<b>Cases Pending December 31</b>	<b>Cases Pending Beyond Time Guidelines</b>
Fairfield County	618	11,824	939	13,381	12,838	101%	543	2
Findlay	484	10,575	253	11,312	10,845	100%	467	0
Fostoria	87	2,294	113	2,494	2,404	100%	90	0
Franklin	178	4,157	780	5,115	4,788	97%	327	0
Franklin County	5,085	119,940	37,708	162,733	158,176	100%	4,557	43
Franklin County Env.	87	1,832	331	2,250	2,189	101%	61	0
Fremont	114	5,131	161	5,406	5,208	98%	198	0
Gallipolis	414	4,312	984	5,710	5,347	101%	363	0
Garfield Heights	390	7,079	1,435	8,904	8,486	100%	418	0
Girard	232	4,721	456	5,409	4,918	95%	491	3
Hamilton	497	9,856	2,338	12,691	12,190	100%	501	2
Hamilton County	25,559	97,574	29,294	152,427	122,630	97%	29,797	0
Hardin County	106	3,662	113	3,881	3,714	98%	167	0
Hillsboro*	82	3,629	174	3,885	3,711	98%	0	0
Hocking County	491	2,363	9	2,863	2,621	110%	242	61
Huron	118	2,485	2	2,605	2,519	101%	86	7
Ironton	276	3,777	24	4,077	3,742	98%	335	0
Jackson County	281	5,139	618	6,038	5,707	99%	331	0
Kettering	402	14,651	604	15,657	15,243	100%	414	0
Lakewood	910	5,877	0	6,787	5,592	95%	1,195	0
Lawrence County	165	3,387	305	3,857	3,625	98%	232	1
Lebanon	220	4,079	14	4,313	4,103	100%	210	3
Licking County	690	15,188	1,621	17,499	16,855	100%	644	1
Lima	952	13,367	210	14,529	13,544	100%	985	117
Lorain County	1,574	8,374	608	10,556	9,969	111%	587	11
Lyndhurst	163	14,570	1,020	15,753	15,239	98%	514	30
Madison County	533	11,861	693	13,087	12,551	100%	536	0
Mansfield	881	13,283	1,619	15,783	14,434	97%	1,349	0
Marietta	294	6,268	534	7,096	6,599	97%	497	0
Marion County	482	10,634	593	11,709	11,149	99%	560	3
Marysville	268	7,750	439	8,457	8,087	99%	370	0
Mason	201	6,379	106	6,686	6,418	99%	268	0
Massillon	320	9,955	234	10,509	10,124	99%	385	0
Maumee	776	9,207	830	10,813	10,081	100%	732	50
Medina	671	10,323	373	11,367	10,692	100%	675	5
Mentor	209	5,935	278	6,422	6,229	100%	193	0
Miami County	701	13,392	792	14,885	14,135	100%	750	12
Miamisburg	559	7,955	1,097	9,611	8,919	99%	692	3
Middletown	382	6,032	737	7,151	6,773	100%	378	14
Morrow County	198	8,902	300	9,400	9,072	99%	328	29
Mount Vernon	254	6,192	44	6,490	6,208	100%	282	5
Napoleon	206	3,856	1	4,063	3,877	101%	186	0
New Philadelphia	293	7,089	394	7,776	7,372	99%	404	6
Newton Falls	597	7,759	47	8,403	7,867	101%	536	0
Niles	163	1,316	344	1,823	1,705	103%	118	1

\* Hillsboro Municipal Court only submitted reports for January through November. "Cases Pending December 31" value is the number of cases pending at end of November.

**Municipal Courts**  
Other Traffic Overall Caseloads  
2006

<b>Court</b>	<b>Cases Pending January 1</b>	<b>New Filings</b>	<b>Reactivations and Transfers</b>	<b>Total Cases</b>	<b>Total Terminations</b>	<b>Clearance Rate</b>	<b>Cases Pending December 31</b>	<b>Cases Pending Beyond Time Guidelines</b>
Norwalk	261	10,357	449	11,067	10,820	100%	247	0
Oakwood	1,497	1,169	0	2,666	1,210	104%	1,456	0
Oberlin	358	6,040	342	6,740	6,387	100%	353	2
Oregon	118	2,750	398	3,266	3,087	98%	179	0
Ottawa County	203	4,703	254	5,160	4,854	98%	306	1
Painesville	239	7,575	230	8,044	7,789	100%	255	0
Parma	2,157	7,475	92	9,724	6,814	90%	2,910	0
Perrysburg	1,827	8,516	236	10,579	8,757	100%	1,822	0
Portage County - Kent	402	3,979	484	4,865	4,646	104%	219	1
Portage County - Ravenna	979	16,923	987	18,889	17,680	99%	1,209	15
Portsmouth	459	7,580	1,230	9,269	8,682	99%	587	1
Rocky River	959	21,727	2,187	24,873	24,208	101%	665	1
Sandusky	506	4,841	368	5,715	5,259	101%	456	0
Shaker Heights	3,368	10,326	950	14,644	11,384	101%	3,260	0
Shelby	37	1,165	22	1,224	1,189	100%	35	6
Sidney	330	7,426	383	8,139	7,684	98%	455	1
South Euclid	283	3,409	284	3,976	3,746	101%	230	2
Steubenville	358	1,902	1	2,261	1,817	95%	444	0
Struthers	720	3,468	270	4,458	3,647	98%	811	324
Sylvania	417	7,498	1,258	9,173	8,634	99%	539	0
Tiffin	115	4,395	227	4,737	4,641	100%	96	3
Toledo	4,421	33,251	21,446	59,118	54,340	99%	4,778	0
Toledo Housing Division	0	0	0	0	0	-	0	0
Upper Sandusky	187	6,870	280	7,337	6,987	98%	350	0
Van Wert	268	6,507	0	6,775	6,516	100%	259	23
Vandalia	648	13,430	2,374	16,452	15,476	98%	976	1
Vermilion	154	2,703	435	3,292	3,127	100%	165	7
Wadsworth	252	4,378	152	4,782	4,530	100%	252	0
Warren	497	9,725	1,599	11,821	11,253	99%	568	7
Washington Courthouse	128	4,864	313	5,305	5,145	99%	160	0
Wayne County	401	13,372	207	13,980	13,530	100%	450	1
Willoughby	1,098	10,247	46	11,391	10,264	100%	1,127	0
Xenia	541	10,046	912	11,499	10,868	99%	631	3
Youngstown	494	3,796	1,069	5,359	4,906	101%	453	15
Zanesville	20	1,502	7	1,529	1,504	100%	25	0
Statewide	111,300	1,253,101	208,441	1,572,842	1,453,246	99%	119,422	1,288

**Municipal Courts**  
Other Traffic Terminations  
2006

Court	Jury Trial	Court Trial	Guilty/No Contest to Original Charge Judge	Guilty/No Contest to Original Charge Magistrate	Guilty/No Contest to Reduced Charge	Dismissal: Lack of Speedy Trial	Other Dismissals	Violations Bureau	Transferred Out	Unavailability of Party	Bankruptcy Stay/Interlocutory Appeal	Other Terminations
Akron	4	10	2,958	5,273	1,607	2	1,189	13,088	41	1,078	5	538
Alliance	2	51	918	0	168	0	162	2,263	0	0	0	43
Ashland	3	78	1,880	0	23	0	73	7,703	0	495	0	0
Ashtabula	0	23	991	511	47	5	364	3,776	0	413	0	75
Athens	0	0	846	0	147	0	193	4,186	0	459	0	26
Auglaize County	2	50	666	1	197	11	73	5,537	0	503	1	20
Avon Lake	1	2	380	1	195	1	53	277	2	82	0	11
Barberton	1	69	4,181	0	96	2	241	5,490	83	830	0	32
Bedford	4	323	2,247	1,195	279	6	286	3,101	17	799	0	330
Bellefontaine	0	32	1,045	0	10	1	54	5,252	0	211	0	0
Bellevue	0	1	368	0	13	5	11	1,584	0	17	0	0
Berea	1	121	1,424	630	55	0	492	3,469	0	765	0	61
Bowling Green	0	1	548	814	326	0	344	7,278	0	133	0	252
Brown County	2	36	609	6	167	5	131	6,569	0	935	0	62
Bryan	0	12	554	0	75	0	42	5,847	0	956	0	113
Cambridge	0	207	673	375	107	0	109	6,465	0	2,009	0	51
Campbell	2	0	639	0	175	2	70	767	0	0	0	0
Canton	3	117	4,640	5,453	162	0	458	6,055	5	502	0	0
Celina	0	15	1,661	0	21	0	17	1,796	0	68	0	2
Champaign County	1	39	817	0	42	0	138	2,251	0	146	0	5
Chardon	0	217	1,683	3	204	1	170	8,716	0	457	0	75
Chillicothe	0	92	716	0	460	0	753	6,439	1	1,095	0	3
Circleville	5	165	1,506	0	116	2	220	8,073	4	813	0	0
Clark County	0	114	1,086	3,487	658	0	575	8,687	3	2,367	0	149
Clermont County	2	101	3,493	0	697	2	499	17,682	24	6,145	0	2
Cleveland	4	634	18,906	23,797	5,820	0	18,956	16,588	426	40,029	155	2,122
Cleveland Heights	6	653	1,911	1,111	13	14	77	12,214	0	2,627	0	0
Cleveland Housing	0	0	0	0	0	0	0	0	0	0	0	0
Clinton County	0	100	857	0	393	0	324	9,862	0	324	0	95
Columbiana County	0	9	1,046	0	89	0	77	5,420	11	487	0	2
Conneaut	0	0	311	0	60	0	34	1,233	0	118	0	0
Coshocton	0	7	290	1	15	0	12	1,530	0	48	0	1
Crawford County	0	19	715	0	57	1	84	3,853	0	738	0	1
Cuyahoga Falls	0	461	4,486	226	387	0	424	12,295	0	873	2	1,297
Darke County	0	204	699	0	14	1	27	2,492	0	103	0	10
Dayton	0	83	1,890	9,127	2,448	2	1,268	9,403	4	7,710	0	270
Defiance County	0	15	1,341	1	48	0	85	3,705	0	528	0	5
Delaware County	1	150	637	1,158	26	1	856	11,699	0	873	0	0
East Cleveland	0	32	442	103	28	3	88	43	24	380	0	786
East Liverpool	5	1	501	0	41	43	38	1,081	0	147	0	0
Eaton	0	3	521	0	270	0	140	5,634	0	783	0	17
Elyria	3	74	1,748	780	475	0	254	6,371	19	817	0	17
Euclid	0	26	2,228	129	40	0	60	2,092	0	621	0	34
Fairborn	0	59	1,743	1,174	270	0	161	10,603	0	1,211	0	6



**Municipal Courts**  
Other Traffic Terminations  
2006

Court	Jury Trial	Court Trial	Guilty/No Contest to Original Charge Judge	Guilty/No Contest to Original Charge Magistrate	Guilty/No Contest to Reduced Charge	Dismissal: Lack of Speedy Trial	Other Dismissals	Violations Bureau	Transferred Out	Unavailability of Party	Bankruptcy Stay/Interlocutory Appeal	Other Terminations
Fairfield	33	7	1,163	1	19	3	110	1,786	1	333	0	72
Fairfield County	0	19	1,568	0	270	0	192	9,742	0	1,055	0	4
Findlay	0	25	1,291	0	73	0	78	3,924	6	441	0	5,007
Fostoria	0	25	631	0	33	0	61	1,490	0	159	0	4
Franklin	0	10	834	0	151	0	112	3,123	2	492	0	1
Franklin County	24	241	10,339	19,837	7,164	0	10,200	69,463	1,904	38,847	0	127
Franklin County Env.	0	2	407	6	50	0	131	1,262	2	362	0	2
Fremont	0	3	871	0	4	0	109	4,028	0	191	0	2
Gallipolis	0	10	428	0	511	0	237	3,238	0	901	0	21
Garfield Heights	0	135	2,686	759	292	1	157	2,783	10	1,659	0	1
Girard	0	0	863	0	401	0	402	2,646	0	605	0	0
Hamilton	1	111	3,005	2,067	17	0	253	3,964	0	2,690	0	99
Hamilton County	0	899	14,359	10,744	1,492	1	7,886	52,305	90	34,387	0	468
Hardin County	0	14	537	0	69	0	60	2,873	0	161	0	0
Hillsboro*	2	5	591	0	97	2	167	2,512	0	222	0	112
Hocking County	31	2	509	5	93	73	43	1,634	0	203	0	27
Huron	0	14	290	0	42	0	23	1,931	0	218	0	0
Ironton	1	3	304	1,233	1	0	208	1,780	1	209	0	1
Jackson County	1	52	682	0	36	0	93	4,138	0	706	0	3
Kettering	0	102	1,800	0	1,427	0	136	10,605	9	678	0	503
Lakewood	0	227	1,394	0	167	0	211	3,281	2	0	0	310
Lawrence County	1	71	416	231	2	1	76	2,435	0	389	0	0
Lebanon	0	10	702	1	127	3	132	2,749	0	377	0	1
Licking County	2	269	2,243	0	3	0	346	12,026	19	1,901	0	46
Lima	0	69	1,869	708	103	0	944	9,767	42	0	0	25
Lorain County	0	170	4,158	1	395	3	203	3,238	209	1,504	0	63
Lyndhurst	1	65	3,808	395	78	0	83	9,869	0	812	0	128
Madison County	2	244	868	0	164	0	72	10,264	0	934	0	3
Mansfield	1	25	1,189	781	123	0	566	10,077	8	1,616	0	48
Marietta	1	42	965	0	1	0	119	4,453	0	468	0	537
Marion County	1	36	2,490	0	207	0	155	7,504	0	740	0	13
Marysville	0	136	670	0	39	4	339	6,405	0	483	0	5
Mason	0	94	976	0	160	0	106	4,691	4	382	0	5
Massillon	0	22	392	1,332	322	0	70	7,678	27	279	1	1
Maumee	0	7	1,246	0	415	0	165	7,219	5	792	0	232
Medina	0	93	741	1,199	264	0	196	7,778	0	414	1	6
Mentor	0	7	1,285	0	54	0	420	4,176	3	270	0	13
Miami County	0	19	1,189	1,113	842	0	341	9,679	13	868	0	71
Miamisburg	0	3	1,429	740	851	0	483	4,342	0	1,024	0	47
Middletown	0	131	2,244	0	287	24	803	2,412	0	846	0	37
Morrow County	0	41	480	0	276	0	194	7,311	0	786	6	0
Mount Vernon	0	75	654	0	36	0	118	4,834	5	43	0	444
Napoleon	1	12	560	0	89	2	55	3,088	0	63	0	6
New Philadelphia	1	54	439	707	0	0	55	5,616	0	450	0	43

\* Hillsboro Municipal Court only submitted reports for January through November.

**Municipal Courts**  
Other Traffic Terminations  
2006

Court	Jury Trial	Court Trial	Guilty/No Contest to Original Charge Judge	Guilty/No Contest to Original Charge Magistrate	Guilty/No Contest to Reduced Charge	Dismissal: Lack of Speedy Trial	Other Dismissals	Violations Bureau	Transferred Out	Unavailability of Party	Bankruptcy Stay/Interlocutory Appeal	Other Terminations
Newton Falls	1	61	3,190	1	237	0	143	4,183	0	47	0	3
Niles	0	1	481	0	131	0	81	712	0	287	0	12
Norwalk	0	14	1,385	0	232	0	46	8,631	0	487	0	24
Oakwood	0	11	860	0	54	0	116	534	0	165	0	382
Oberlin	0	10	1,124	0	414	0	194	4,203	0	449	0	1
Oregon	0	16	1,430	0	109	0	111	1,027	0	396	0	1
Ottawa County	0	63	654	0	50	0	94	3,701	0	288	0	3
Painesville	0	10	1,390	311	17	0	346	5,460	3	243	0	8
Parma	1	30	923	2,063	339	1	256	2,818	1	198	1	224
Perrysburg	0	84	1,445	0	163	0	120	6,246	2	696	0	0
Portage County - Kent	0	8	654	384	404	0	162	2,549	0	480	0	1
Portage County - Rav.	4	5	1,116	837	944	0	343	13,527	5	888	7	0
Portsmouth	0	3	1,625	0	51	1	376	5,393	10	1,212	0	11
Rocky River	0	47	1,298	2,481	1,698	0	506	15,837	135	2,203	0	3
Sandusky	0	138	1,738	0	69	9	295	2,563	0	445	0	2
Shaker Heights	0	35	4,590	1	96	3	236	5,135	0	1,286	0	2
Shelby	45	0	230	0	23	1	8	879	0	3	0	0
Sidney	0	59	1,026	0	151	0	111	5,866	0	472	0	1
South Euclid	1	16	1,526	0	211	0	83	1,588	0	321	0	0
Steubenville	0	7	700	0	33	0	57	1,010	5	0	0	4
Struthers	1	19	730	0	471	59	67	1,880	0	415	0	0
Sylvania	0	13	1,209	0	759	0	539	4,678	0	1,429	0	0
Tiffin	1	33	820	0	78	1	37	3,437	3	230	0	1
Toledo	0	35	6,159	7,033	2,733	1	3,638	11,332	24	24,327	0	149
Toledo Housing	0	0	0	0	0	0	0	0	0	0	0	0
Upper Sandusky	0	41	679	0	22	0	33	5,872	0	337	0	3
Van Wert	11	12	603	0	32	15	190	5,502	0	12	0	143
Vandalia	0	32	3,589	0	763	0	395	7,819	0	2,877	0	0
Vermilion	3	33	1,236	0	177	5	43	1,147	0	475	0	9
Wadsworth	0	47	740	0	92	8	93	3,291	0	222	0	38
Warren	0	4	3,022	0	170	0	616	5,849	50	1,542	0	0
Washington Cthse	0	51	560	0	91	0	52	3,950	0	432	0	9
Wayne County	4	289	416	935	5	6	146	11,189	0	531	1	8
Willoughby	0	30	3,539	0	0	0	387	6,233	2	26	0	47
Xenia	0	27	2,808	0	93	1	182	6,860	0	883	0	14
Youngstown	1	19	1,302	1,029	284	1	418	668	79	1,079	0	26
Zanesville	0	22	560	0	66	0	14	842	0	0	0	0
Statewide	229	9,332	207,723	112,291	45,050	339	67,126	766,999	3,345	225,038	180	16,180

**Municipal Courts**  
**Personal Injury and Property Damage Overall Caseloads**  
**2006**

<b>Court</b>	<b>Cases Pending January 1</b>	<b>New Filings</b>	<b>Reactivations and Transfers</b>	<b>Total Cases</b>	<b>Total Terminations</b>	<b>Clearance Rate</b>	<b>Cases Pending December 31</b>	<b>Cases Pending Beyond Time Guidelines</b>
Akron	128	174	53	355	250	110%	105	0
Alliance	11	25	0	36	24	96%	12	0
Ashland	8	16	1	25	17	100%	8	0
Ashtabula	18	35	2	55	37	100%	18	0
Athens	14	32	3	49	33	94%	16	0
Auglaize County	6	13	2	21	16	107%	5	0
Avon Lake	6	6	2	14	9	113%	5	0
Barberton	38	62	1	101	77	122%	24	3
Bedford	36	26	10	72	48	133%	24	0
Bellefontaine	8	35	0	43	28	80%	15	0
Bellevue	0	0	0	0	0	-	0	0
Berea	36	46	2	84	50	104%	34	0
Bowling Green	24	24	4	52	40	143%	12	1
Brown County	19	19	2	40	31	148%	9	0
Bryan	11	22	2	35	23	96%	12	0
Cambridge	16	29	0	45	35	121%	10	1
Campbell	5	1	1	7	4	200%	3	0
Canton	72	157	2	231	175	110%	56	1
Celina	10	21	0	31	21	100%	10	0
Champaign County	9	23	0	32	21	91%	11	0
Chardon	21	30	0	51	35	117%	16	0
Chillicothe	52	56	16	124	68	94%	56	0
Circleville	13	35	3	51	39	103%	12	0
Clark County	108	172	24	304	195	99%	109	0
Clermont County	41	73	2	116	79	105%	37	1
Cleveland	721	595	275	1,591	912	105%	679	2
Cleveland Heights	21	24	1	46	25	100%	21	4
Cleveland Housing Division	0	0	0	0	0	-	0	0
Clinton County	18	23	0	41	27	117%	14	0
Columbiana County	11	23	2	36	27	108%	9	0
Conneaut	2	2	0	4	4	200%	0	0
Coshocton	3	19	0	22	19	100%	3	0
Crawford County	13	22	0	35	29	132%	6	0
Cuyahoga Falls	67	122	8	197	143	110%	54	0
Darke County	11	28	2	41	28	93%	13	0
Dayton	1,142	254	7	1,403	221	85%	1,182	0
Defiance County	6	22	0	28	18	82%	10	0
Delaware County	19	60	4	83	58	91%	25	0
East Cleveland	0	0	0	0	0	-	0	0
East Liverpool	7	13	0	20	14	108%	6	0
Eaton	12	19	0	31	23	121%	8	0
Elyria	137	209	1	347	201	96%	146	0
Euclid	18	40	0	58	40	100%	18	0
Fairborn	30	50	0	80	62	124%	18	0
Fairfield	24	45	0	69	46	102%	23	0

**Municipal Courts**  
**Personal Injury and Property Damage Overall Caseloads**  
**2006**

<b>Court</b>	<b>Cases Pending January 1</b>	<b>New Filings</b>	<b>Reactivations and Transfers</b>	<b>Total Cases</b>	<b>Total Terminations</b>	<b>Clearance Rate</b>	<b>Cases Pending December 31</b>	<b>Cases Pending Beyond Time Guidelines</b>
Fairfield County	36	60	0	96	80	133%	16	0
Findlay	2	1	0	3	1	100%	2	0
Fostoria	9	12	0	21	16	133%	5	0
Franklin	10	18	3	31	25	119%	6	0
Franklin County	1,125	1,372	91	2,588	1,735	119%	853	99
Franklin County Env.	0	0	0	0	0	-	0	0
Fremont	8	21	2	31	26	113%	5	0
Gallipolis	13	17	0	30	24	141%	6	0
Garfield Heights	23	68	3	94	69	97%	25	0
Girard	16	16	0	32	25	156%	7	0
Hamilton	73	94	0	167	105	112%	62	10
Hamilton County	1,941	965	122	3,028	1,065	98%	1,963	0
Hardin County	12	21	0	33	20	95%	13	0
Hillsboro*	0	0	0	0	0	-	0	0
Hocking County	2	13	1	16	6	43%	10	0
Huron	0	1	0	1	1	100%	0	0
Ironton	10	10	0	20	17	170%	3	0
Jackson County	10	29	0	39	29	100%	10	0
Kettering	17	52	1	70	54	102%	16	0
Lakewood	39	17	0	56	21	124%	35	0
Lawrence County	7	11	2	20	17	131%	3	0
Lebanon	10	4	0	14	11	275%	3	1
Licking County	39	57	3	99	78	130%	21	0
Lima	60	72	3	135	111	148%	24	1
Lorain County	54	36	3	93	61	156%	32	5
Lyndhurst	21	38	2	61	43	108%	18	0
Madison County	13	16	2	31	25	139%	6	0
Mansfield	56	77	14	147	80	88%	67	0
Marietta	0	0	0	0	0	-	0	0
Marion County	27	60	3	90	65	103%	25	0
Marysville	5	22	1	28	20	87%	8	0
Mason	22	48	10	80	62	107%	18	0
Massillon	41	82	2	125	99	118%	26	0
Maumee	22	29	0	51	34	117%	17	0
Medina	28	30	1	59	46	148%	13	0
Mentor	23	17	4	44	27	129%	17	0
Miami County	36	69	17	122	90	105%	32	0
Miamisburg	40	27	1	68	49	175%	19	0
Middletown	42	57	3	102	80	133%	22	1
Morrow County	17	9	0	26	13	144%	13	0
Mount Vernon	16	26	0	42	34	131%	8	0
Napoleon	11	10	0	21	13	130%	8	0
New Philadelphia	20	42	1	63	42	98%	21	0
Newton Falls	9	9	1	19	9	90%	10	0
Niles	8	28	0	36	21	75%	15	1

\* Hillsboro Municipal Court only submitted reports for January through November. "Cases Pending December 31" value is the number of cases pending at end of November.

**Municipal Courts**  
**Personal Injury and Property Damage Overall Caseloads**  
**2006**

<b>Court</b>	<b>Cases Pending January 1</b>	<b>New Filings</b>	<b>Reactivations and Transfers</b>	<b>Total Cases</b>	<b>Total Terminations</b>	<b>Clearance Rate</b>	<b>Cases Pending December 31</b>	<b>Cases Pending Beyond Time Guidelines</b>
Norwalk	4	20	0	24	16	80%	8	0
Oakwood	0	0	0	0	0	-	0	0
Oberlin	2	14	0	16	11	79%	5	0
Oregon	1	2	0	3	3	150%	0	0
Ottawa County	7	16	0	23	19	119%	4	0
Painesville	22	44	6	72	54	108%	18	0
Parma	13	85	1	99	70	81%	29	0
Perrysburg	48	36	0	84	45	125%	39	0
Portage County - Kent	10	29	3	42	25	78%	17	0
Portage County - Rav.	9	46	5	60	34	67%	26	0
Portsmouth	44	79	44	167	108	88%	59	2
Rocky River	15	42	2	59	38	86%	21	0
Sandusky	25	48	2	75	46	92%	29	0
Shaker Heights	34	21	2	57	32	139%	25	0
Shelby	0	0	0	0	0	-	0	0
Sidney	9	29	0	38	26	90%	12	0
South Euclid	7	13	1	21	15	107%	6	0
Steubenville	1	0	0	1	0	-	1	0
Struthers	7	6	0	13	5	83%	8	5
Sylvania	33	68	3	104	67	94%	37	0
Tiffin	17	13	0	30	23	177%	7	0
Toledo	555	570	180	1,305	822	110%	483	2
Toledo Housing Division	14	0	9	23	20	222%	3	0
Upper Sandusky	1	8	0	9	6	75%	3	0
Van Wert	4	9	0	13	8	89%	5	0
Vandalia	30	44	1	75	51	113%	24	0
Vermilion	3	2	0	5	4	200%	1	0
Wadsworth	6	8	0	14	10	125%	4	0
Warren	57	89	14	160	96	93%	64	5
Washington Courthouse	12	22	0	34	22	100%	12	0
Wayne County	10	32	0	42	29	91%	13	0
Willoughby	19	52	7	78	45	76%	33	0
Xenia	11	54	2	67	45	80%	22	0
Youngstown	68	65	0	133	99	152%	34	0
Zanesville	11	35	0	46	31	89%	15	0
Statewide	8,054	7,966	1,010	17,030	9,626	107%	7,404	145

**Municipal Courts**  
**Personal Injury and Property Damage Terminations**  
**2006**

<b>Court</b>	<b>Jury Trial</b>	<b>Court Trial</b>	<b>Default Hearing by Judge</b>	<b>Default Hearing by Magistrate</b>	<b>Dismissal: Want of Prosecution</b>	<b>Other Dismissals</b>	<b>Transferred Out</b>	<b>Private Judge</b>	<b>Unavailability of Party</b>	<b>Bankruptcy Stay/Interlocutory Appeal</b>	<b>Other Terminations</b>
Akron	1	2	135	0	5	58	11	0	0	1	35
Alliance	0	0	12	0	1	11	0	0	0	0	2
Ashland	0	0	12	0	0	4	0	0	0	0	1
Ashtabula	0	0	31	0	0	6	0	0	0	0	0
Athens	0	3	20	0	2	5	0	0	0	0	3
Auglaize County	0	0	9	0	0	5	0	0	0	0	1
Avon Lake	0	0	5	0	0	3	0	0	0	0	0
Barberton	0	0	38	0	0	35	3	0	1	0	0
Bedford	0	0	20	0	5	21	1	0	0	0	1
Bellefontaine	0	0	20	0	0	7	0	1	0	0	0
Bellevue	0	0	0	0	0	0	0	0	0	0	0
Berea	0	0	27	0	2	17	2	0	0	0	2
Bowling Green	0	1	23	0	0	16	0	0	0	0	0
Brown County	0	0	16	0	0	11	0	0	0	1	3
Bryan	0	1	8	0	1	11	1	0	0	0	1
Cambridge	0	0	21	0	0	14	0	0	0	0	0
Campbell	0	1	3	0	0	0	0	0	0	0	0
Canton	0	3	108	3	8	42	2	0	0	1	12
Celina	0	2	8	0	0	8	0	0	1	1	1
Champaign County	0	1	10	0	0	7	0	0	0	0	3
Chardon	1	2	14	0	1	13	0	0	0	0	4
Chillicothe	0	2	33	3	0	16	0	1	0	0	10
Circleville	0	4	33	0	0	3	0	0	0	0	0
Clark County	0	4	127	0	26	28	0	0	0	1	9
Clermont County	0	5	42	0	2	29	1	0	0	0	0
Cleveland	13	6	5	302	85	270	11	0	0	36	184
Cleveland Heights	0	5	8	2	1	9	0	0	0	0	0
Cleveland Housing Division	0	0	0	0	0	0	0	0	0	0	0
Clinton County	0	0	19	0	0	8	0	0	0	0	0
Columbiana County	0	2	16	0	0	4	0	0	0	0	5
Conneaut	0	0	2	0	0	2	0	0	0	0	0
Coshocton	0	0	16	0	0	1	0	0	0	0	2
Crawford County	0	1	28	0	0	0	0	0	0	1	0
Cuyahoga Falls	1	14	49	4	8	26	0	0	0	1	40
Darke County	0	1	18	0	0	9	0	0	0	0	0
Dayton	0	4	133	0	10	55	3	0	0	1	22
Defiance County	0	3	11	0	0	4	0	0	0	0	0
Delaware County	0	0	27	4	7	14	0	0	0	1	5
East Cleveland	0	0	0	0	0	0	0	0	0	0	0
East Liverpool	1	0	9	0	1	1	0	0	0	0	2
Eaton	0	0	15	0	0	7	0	0	0	0	1
Elyria	0	0	0	95	13	64	0	0	0	6	23
Euclid	0	0	25	0	1	14	0	0	0	0	0
Fairborn	1	0	26	0	6	23	0	0	0	0	6

**Municipal Courts**  
**Personal Injury and Property Damage Terminations**  
**2006**

<b>Court</b>	<b>Jury Trial</b>	<b>Court Trial</b>	<b>Default Hearing by Judge</b>	<b>Default Hearing by Magistrate</b>	<b>Dismissal: Want of Prosecution</b>	<b>Other Dismissals</b>	<b>Transferred Out</b>	<b>Private Judge</b>	<b>Unavailability of Party</b>	<b>Bankruptcy Stay/Interlocutory Appeal</b>	<b>Other Terminations</b>
Fairfield	0	1	1	28	1	7	0	0	0	1	7
Fairfield County	0	5	46	0	0	28	0	0	0	0	1
Findlay	0	0	1	0	0	0	0	0	0	0	0
Fostoria	0	0	12	0	0	3	0	0	0	0	1
Franklin	0	0	0	21	0	4	0	0	0	0	0
Franklin County	3	27	955	44	7	460	8	3	1	7	206
Franklin County Env.	0	0	0	0	0	0	0	0	0	0	0
Fremont	0	0	10	0	0	12	0	0	0	1	3
Gallipolis	0	0	14	0	1	9	0	0	0	0	0
Garfield Heights	0	2	29	2	1	30	1	0	0	0	4
Girard	0	0	10	0	0	12	0	0	0	0	2
Hamilton	0	1	77	0	6	19	0	0	0	0	2
Hamilton County	1	9	904	0	95	1	23	0	0	4	10
Hardin County	0	2	12	0	0	6	0	0	0	0	0
Hillsboro*	0	0	0	0	0	0	0	0	0	0	0
Hocking County	0	0	5	0	0	1	0	0	0	0	0
Huron	0	0	1	0	0	0	0	0	0	0	0
Ironton	0	1	11	1	0	2	0	0	0	0	2
Jackson County	0	1	22	0	0	5	0	0	1	0	0
Kettering	1	0	32	0	2	16	0	0	0	1	1
Lakewood	0	3	10	0	1	6	0	0	0	0	0
Lawrence County	0	2	10	0	0	5	0	0	0	0	0
Lebanon	0	0	6	0	4	0	0	0	0	0	0
Licking County	0	0	45	0	5	20	3	0	0	1	4
Lima	0	0	61	3	0	33	2	0	0	0	12
Lorain County	0	4	40	0	0	13	0	0	0	0	3
Lyndhurst	0	0	22	0	0	19	0	0	0	0	2
Madison County	0	0	16	0	0	9	0	0	0	0	0
Mansfield	0	0	0	42	1	20	1	0	2	0	14
Marietta	0	0	0	0	0	0	0	0	0	0	0
Marion County	0	0	43	0	0	15	0	0	0	2	5
Marysville	1	0	10	0	3	4	1	0	0	0	1
Mason	0	2	35	0	5	8	1	0	0	0	1
Massillon	0	2	53	0	4	34	0	0	0	3	3
Maumee	0	0	15	0	1	17	1	0	0	0	0
Medina	0	0	22	3	3	16	1	0	0	0	0
Mentor	0	0	6	0	0	21	0	0	0	0	1
Miami County	0	5	42	1	0	18	1	0	0	1	22
Miamisburg	0	0	21	3	4	21	0	0	0	0	0
Middletown	0	7	0	51	6	16	0	0	0	0	0
Morrow County	0	0	0	9	0	4	0	0	0	0	0
Mount Vernon	0	0	26	0	0	6	0	0	0	0	2
Napoleon	1	0	10	0	0	2	0	0	0	0	0
New Philadelphia	1	1	0	21	0	14	0	0	0	1	4

\* Hillsboro Municipal Court only submitted reports for January through November.

**Municipal Courts**  
**Personal Injury and Property Damage Terminations**  
**2006**

<b>Court</b>	<b>Jury Trial</b>	<b>Court Trial</b>	<b>Default Hearing by Judge</b>	<b>Default Hearing by Magistrate</b>	<b>Dismissal: Want of Prosecution</b>	<b>Other Dismissals</b>	<b>Transferred Out</b>	<b>Private Judge</b>	<b>Unavailability of Party</b>	<b>Bankruptcy Stay/Interlocutory Appeal</b>	<b>Other Terminations</b>
Newton Falls	0	2	5	0	0	2	0	0	0	0	0
Niles	0	1	14	0	0	0	0	0	0	1	5
Norwalk	0	0	9	0	0	7	0	0	0	0	0
Oakwood	0	0	0	0	0	0	0	0	0	0	0
Oberlin	0	0	7	0	0	4	0	0	0	0	0
Oregon	0	0	2	0	0	1	0	0	0	0	0
Ottawa County	0	2	6	0	1	9	0	0	0	0	1
Painesville	1	1	26	0	2	23	0	0	0	0	1
Parma	1	2	24	0	2	36	0	0	0	1	3
Perrysburg	0	1	22	0	19	4	1	0	0	0	0
Portage County - Kent	0	2	12	0	1	6	0	0	0	0	2
Portage County - Ravenna	1	0	18	0	3	10	1	0	1	0	0
Portsmouth	0	20	27	5	3	8	3	0	40	0	2
Rocky River	0	1	18	0	6	12	1	0	0	0	0
Sandusky	1	1	28	0	1	14	0	0	0	0	1
Shaker Heights	0	0	19	0	1	11	1	0	0	0	0
Shelby	0	0	0	0	0	0	0	0	0	0	0
Sidney	0	0	17	0	0	7	0	0	0	1	1
South Euclid	0	0	6	0	0	8	0	0	0	0	1
Steubenville	0	0	0	0	0	0	0	0	0	0	0
Struthers	0	0	5	0	0	0	0	0	0	0	0
Sylvania	1	3	28	0	0	34	0	0	0	0	0
Tiffin	0	1	9	0	0	10	1	1	0	0	1
Toledo	3	12	286	0	24	296	16	0	8	9	192
Toledo Housing Division	0	0	4	0	1	4	0	0	0	0	13
Upper Sandusky	0	0	5	0	0	1	0	0	0	0	0
Van Wert	0	1	5	0	0	2	0	0	0	0	0
Vandalia	0	0	0	31	1	19	0	0	0	0	0
Vermilion	0	0	1	0	1	2	0	0	0	0	0
Wadsworth	0	0	6	0	0	1	0	0	0	2	1
Warren	1	6	47	4	3	24	8	0	0	1	2
Washington Courthouse	0	3	18	0	0	1	0	0	0	0	0
Wayne County	0	0	16	0	0	10	0	0	0	0	3
Willoughby	1	1	20	0	21	1	0	0	0	1	0
Xenia	0	4	30	0	0	10	0	0	0	0	0
Youngstown	0	4	54	3	14	18	1	0	0	0	5
Zanesville	0	0	27	0	0	3	0	0	0	0	0
<b>Statewide</b>	<b>36</b>	<b>210</b>	<b>4,638</b>	<b>685</b>	<b>439</b>	<b>2,415</b>	<b>111</b>	<b>6</b>	<b>55</b>	<b>89</b>	<b>925</b>



**Municipal Courts**  
Contracts Overall Caseloads  
2006

<b>Court</b>	<b>Cases Pending January 1</b>	<b>New Filings</b>	<b>Reactivations and Transfers</b>	<b>Total Cases</b>	<b>Total Terminations</b>	<b>Clearance Rate</b>	<b>Cases Pending December 31</b>	<b>Cases Pending Beyond Time Guidelines</b>
Akron	2,261	5,834	463	8,558	6,150	98%	2,408	0
Alliance	284	1,392	5	1,681	1,323	95%	358	0
Ashland	236	850	19	1,105	823	95%	282	0
Ashtabula	233	736	6	975	676	91%	299	0
Athens	268	819	11	1,098	693	83%	405	0
Auglaize County	236	611	19	866	701	111%	165	0
Avon Lake	129	358	9	496	300	82%	196	0
Barberton	377	1,424	15	1,816	1,237	86%	579	58
Bedford	792	2,423	154	3,369	2,488	97%	881	0
Bellefontaine	144	788	0	932	730	93%	202	0
Bellevue	75	280	2	357	157	56%	200	0
Berea	652	1,656	10	2,318	1,534	92%	784	0
Bowling Green	326	1,224	8	1,558	1,162	94%	396	0
Brown County	38	133	1	172	69	51%	103	1
Bryan	253	1,279	8	1,540	1,227	95%	313	0
Cambridge	187	608	4	799	609	100%	190	7
Campbell	41	130	3	174	116	87%	58	0
Canton	1,450	6,811	17	8,278	6,344	93%	1,934	0
Celina	158	417	4	579	427	101%	152	14
Champaign County	142	551	2	695	498	90%	197	0
Chardon	251	877	12	1,140	844	95%	296	2
Chillicothe	447	1,343	25	1,815	1,316	96%	499	0
Circleville	229	817	120	1,166	915	98%	251	0
Clark County	379	2,607	457	3,443	2,374	77%	1,069	1
Clermont County	748	2,013	7	2,768	2,046	101%	722	21
Cleveland	9,444	12,727	657	22,828	11,458	86%	11,370	28
Cleveland Heights	120	1,238	0	1,358	558	45%	800	4
Cleveland Housing Division	0	0	4	4	4	100%	0	0
Clinton County	241	780	3	1,024	729	93%	295	0
Columbiana County	639	1,950	24	2,613	2,145	109%	468	0
Conneaut	49	187	0	236	172	92%	64	0
Coshocton	49	297	0	346	273	92%	73	0
Crawford County	176	841	2	1,019	778	92%	241	0
Cuyahoga Falls	845	2,805	37	3,687	2,807	99%	880	0
Darke County	204	697	0	901	675	97%	226	16
Dayton	1,865	8,371	28	10,264	7,900	94%	2,364	0
Defiance County	182	796	0	978	773	97%	205	0
Delaware County	405	1,514	48	1,967	1,565	100%	402	0
East Cleveland	73	340	2	415	315	92%	100	0
East Liverpool	148	440	0	588	437	99%	151	7
Eaton	157	416	0	573	373	90%	200	15
Elyria	768	1,660	11	2,439	1,551	93%	888	44
Euclid	530	1,661	12	2,203	1,623	97%	580	0
Fairborn	239	1,077	8	1,324	940	87%	384	0
Fairfield	414	940	14	1,368	963	101%	405	26

**Municipal Courts**  
Contracts Overall Caseloads  
2006

<b>Court</b>	<b>Cases Pending January 1</b>	<b>New Filings</b>	<b>Reactivations and Transfers</b>	<b>Total Cases</b>	<b>Total Terminations</b>	<b>Clearance Rate</b>	<b>Cases Pending December 31</b>	<b>Cases Pending Beyond Time Guidelines</b>
Fairfield County	440	2,017	13	2,470	1,891	93%	579	1
Findlay	480	1,220	20	1,720	1,261	102%	459	0
Fostoria	107	564	2	673	540	95%	133	1
Franklin	129	317	26	472	336	98%	136	0
Franklin County	10,857	25,134	355	36,346	23,452	92%	12,894	3,257
Franklin County Env.	0	0	0	0	0	-	0	0
Fremont	116	739	9	864	670	90%	194	0
Gallipolis	436	980	6	1,422	1,180	120%	242	0
Garfield Heights	623	1,708	21	2,352	1,794	104%	558	0
Girard	183	646	3	832	579	89%	253	1
Hamilton	896	2,132	9	3,037	2,087	97%	950	109
Hamilton County	1,384	15,757	378	17,519	16,038	99%	1,481	0
Hardin County	131	494	1	626	462	93%	164	0
Hillsboro*	191	596	19	806	591	96%	215	0
Hocking County	134	527	0	661	493	94%	168	1
Huron	1	4	0	5	1	25%	4	0
Ironton	120	282	1	403	263	93%	140	0
Jackson County	2	2	1	5	4	133%	1	0
Kettering	408	1,158	28	1,594	1,208	102%	386	16
Lakewood	377	882	0	1,259	805	91%	454	0
Lawrence County	204	639	28	871	614	92%	257	0
Lebanon	24	24	1	49	32	128%	17	7
Licking County	605	2,061	14	2,680	2,078	100%	602	1
Lima	849	2,803	36	3,688	2,788	98%	900	28
Lorain County	610	1,846	22	2,478	1,723	92%	755	17
Lyndhurst	222	634	10	866	630	98%	236	0
Madison County	212	762	15	989	723	93%	266	0
Mansfield	175	493	13	681	387	76%	294	0
Marietta	196	552	3	751	483	87%	268	6
Marion County	111	399	6	516	405	100%	111	2
Marysville	208	726	26	960	743	99%	217	0
Mason	149	543	56	748	536	89%	212	2
Massillon	699	2,626	15	3,340	2,643	100%	697	0
Maumee	177	720	2	899	739	102%	160	1
Medina	146	784	6	936	629	80%	307	5
Mentor	357	1,051	21	1,429	1,059	99%	370	3
Miami County	500	1,484	421	2,405	1,850	97%	555	18
Miamisburg	71	284	6	361	277	96%	84	0
Middletown	469	1,524	59	2,052	1,544	98%	508	3
Morrow County	219	373	0	592	336	90%	256	0
Mount Vernon	151	517	10	678	508	96%	170	3
Napoleon	170	609	0	779	634	104%	145	0
New Philadelphia	247	797	61	1,105	784	91%	321	6
Newton Falls	39	113	0	152	111	98%	41	0
Niles	206	669	8	883	632	93%	251	9

\* Hillsboro Municipal Court only submitted reports for January through November. "Cases Pending December 31" value is the number of cases pending at end of November.

**Municipal Courts**  
Contracts Overall Caseloads  
2006

<b>Court</b>	<b>Cases Pending January 1</b>	<b>New Filings</b>	<b>Reactivations and Transfers</b>	<b>Total Cases</b>	<b>Total Terminations</b>	<b>Clearance Rate</b>	<b>Cases Pending December 31</b>	<b>Cases Pending Beyond Time Guidelines</b>
Norwalk	269	1,335	8	1,612	1,254	93%	358	0
Oakwood	8	0	0	8	5	-	3	0
Oberlin	127	593	0	720	537	91%	183	0
Oregon	88	383	5	476	389	100%	87	0
Ottawa County	259	672	19	950	767	111%	183	0
Painesville	424	1,471	48	1,943	1,455	96%	488	0
Parma	387	2,051	7	2,445	1,962	95%	483	0
Perrysburg	703	1,157	19	1,879	1,182	101%	697	0
Portage County - Kent	202	743	29	974	653	85%	321	10
Portage County - Ravenna	557	2,362	64	2,983	2,143	88%	840	21
Portsmouth	438	1,567	298	2,303	1,737	93%	566	6
Rocky River	449	1,369	24	1,842	1,303	94%	539	1
Sandusky	426	1,603	4	2,033	1,586	99%	447	8
Shaker Heights	181	931	8	1,120	917	98%	203	0
Shelby	104	243	24	371	272	102%	99	6
Sidney	191	946	2	1,139	925	98%	214	0
South Euclid	143	423	1	567	409	96%	158	2
Steubenville	1	0	5	6	2	40%	4	0
Struthers	239	631	1	871	527	83%	344	121
Sylvania	310	910	24	1,244	947	101%	297	0
Tiffin	239	788	13	1,040	835	104%	205	3
Toledo	4,087	14,829	764	19,680	13,772	88%	5,908	6
Toledo Housing Division	4	31	0	35	23	66%	12	0
Upper Sandusky	38	178	0	216	190	107%	26	0
Van Wert	147	495	0	642	474	96%	168	16
Vandalia	272	732	8	1,012	713	96%	299	0
Vermilion	75	289	6	370	275	93%	95	1
Wadsworth	68	208	4	280	205	97%	75	0
Warren	658	1,995	45	2,698	1,957	96%	741	27
Washington Courthouse	132	557	0	689	469	84%	220	0
Wayne County	456	1,401	4	1,861	1,358	97%	503	2
Willoughby	444	1,260	33	1,737	1,252	97%	485	0
Xenia	324	991	18	1,333	964	96%	369	3
Youngstown	1,244	2,661	138	4,043	2,947	105%	1,096	31
Zanesville	12	33	0	45	31	94%	14	0
Statewide	64,621	198,717	5,585	268,923	191,747	94%	77,176	4,005

**Municipal Courts**  
**Contracts Terminations**  
**2006**

<b>Court</b>	<b>Jury Trial</b>	<b>Court Trial</b>	<b>Default Hearing by Judge</b>	<b>Default Hearing by Magistrate</b>	<b>Dismissal: Want of Prosecution</b>	<b>Other Dismissals</b>	<b>Transferred Out</b>	<b>Private Judge</b>	<b>Unavailability of Party</b>	<b>Bankruptcy Stay/Interlocutory Appeal</b>	<b>Other Terminations</b>
Akron	1	32	4,459	5	334	1,101	85	0	1	79	50
Alliance	0	14	1,006	0	47	231	15	0	0	5	13
Ashland	0	5	601	0	47	150	0	0	0	15	5
Ashtabula	0	1	554	0	0	98	3	0	0	18	1
Athens	1	13	422	0	59	122	0	2	0	6	68
Auglaize County	2	1	518	0	0	114	0	0	22	6	39
Avon Lake	4	3	176	0	1	104	0	0	0	2	10
Barberton	9	9	881	2	9	298	6	0	0	20	2
Bedford	3	0	1,860	0	34	539	13	0	0	25	13
Bellefontaine	0	0	602	0	18	99	0	0	0	11	0
Bellevue	0	1	104	0	12	24	0	0	6	1	9
Berea	0	0	1,106	0	36	339	3	0	0	2	48
Bowling Green	0	0	915	3	36	190	1	0	0	16	0
Brown County	0	1	46	0	0	16	1	0	0	2	3
Bryan	0	3	917	0	40	233	1	0	0	14	19
Cambridge	0	5	412	3	0	170	0	0	1	11	9
Campbell	1	5	86	1	0	17	0	0	0	6	0
Canton	1	32	4,876	5	294	861	21	0	0	14	255
Celina	0	23	324	0	4	63	1	0	0	11	0
Champaign County	0	2	341	3	16	93	0	0	0	5	38
Chardon	0	14	529	0	43	173	5	0	0	4	76
Chillicothe	0	5	935	7	0	230	2	2	0	15	117
Circleville	0	25	640	11	0	221	3	0	0	16	2
Clark County	0	52	1,789	5	151	336	0	0	0	9	32
Clermont County	0	34	1,413	10	97	486	4	0	0	0	0
Cleveland	0	26	15	8,082	924	1,193	31	0	0	236	951
Cleveland Heights	0	24	258	35	9	232	0	0	0	0	0
Cleveland Housing	0	0	0	0	1	2	0	0	0	0	1
Clinton County	0	11	586	0	0	123	0	0	0	7	2
Columbiana County	0	6	1,684	0	101	287	6	0	0	3	52
Conneaut	0	4	124	0	7	36	1	0	0	0	0
Coshocton	1	0	206	0	7	44	0	0	0	2	13
Crawford County	0	0	766	0	0	2	0	0	0	10	0
Cuyahoga Falls	1	132	1,817	20	177	334	1	0	1	8	317
Darke County	0	29	529	0	0	99	0	0	0	13	6
Dayton	0	35	5,715	4	489	1,062	89	0	0	50	506
Defiance County	0	57	500	2	75	132	1	0	0	3	3
Delaware County	1	3	985	67	167	261	4	0	0	11	69
East Cleveland	0	0	194	0	2	99	0	0	0	1	18
East Liverpool	3	9	323	0	39	57	1	0	0	0	0
Eaton	0	1	289	0	0	78	0	0	0	4	1
Elyria	0	2	0	955	69	405	0	0	0	29	91
Euclid	0	0	1,319	0	60	229	1	0	0	8	5
Fairborn	0	0	628	0	61	192	1	0	0	8	54

**Municipal Courts**  
Contracts Terminations  
2006

<b>Court</b>	<b>Jury Trial</b>	<b>Court Trial</b>	<b>Default Hearing by Judge</b>	<b>Default Hearing by Magistrate</b>	<b>Dismissal: Want of Prosecution</b>	<b>Other Dismissals</b>	<b>Transferred Out</b>	<b>Private Judge</b>	<b>Unavailability of Party</b>	<b>Bankruptcy Stay/Interlocutory Appeal</b>	<b>Other Terminations</b>
Fairfield	3	5	36	644	35	145	1	14	0	8	65
Fairfield County	1	91	1,353	11	0	403	1	0	0	24	5
Findlay	0	8	873	0	35	315	4	0	0	9	17
Fostoria	0	0	455	0	9	54	1	0	0	7	13
Franklin	0	0	7	232	0	93	0	0	0	4	0
Franklin County	15	46	16,695	524	263	4,157	43	5	1	339	1,309
Franklin County Env.	0	0	0	0	0	0	0	0	0	0	0
Fremont	0	0	493	0	25	88	0	0	0	11	53
Gallipolis	1	3	783	11	51	306	0	0	5	15	5
Garfield Heights	0	74	1,295	4	48	301	1	0	0	24	47
Girard	1	5	422	1	2	103	2	0	0	7	36
Hamilton	0	1	1,627	0	151	289	0	0	0	0	19
Hamilton County	0	33	14,525	0	1,324	4	83	0	0	24	28
Hardin County	1	30	326	0	16	78	3	0	0	8	1
Hillsboro*	0	0	445	0	0	116	0	0	11	17	2
Hocking County	11	0	377	0	15	88	0	0	0	0	1
Huron	0	0	1	0	0	0	0	0	0	0	0
Ironton	1	5	165	4	9	76	0	0	0	3	0
Jackson County	0	0	4	0	0	0	0	0	0	0	0
Kettering	0	3	888	0	62	233	5	0	0	14	10
Lakewood	0	52	535	0	40	166	6	0	0	6	0
Lawrence County	0	8	482	0	0	100	0	0	0	18	1
Lebanon	0	0	20	0	11	0	0	0	0	1	0
Licking County	0	7	1,186	0	222	347	9	0	0	45	262
Lima	0	12	2,096	91	14	453	5	0	0	30	90
Lorain County	0	63	1,092	7	2	376	4	0	0	30	143
Lyndhurst	0	0	420	0	6	166	0	0	0	14	24
Madison County	0	16	441	2	0	251	0	0	0	12	1
Mansfield	0	0	0	296	2	40	0	0	4	0	45
Marietta	0	3	0	1	32	171	0	0	0	7	268
Marion County	0	2	323	0	0	61	0	1	0	5	12
Marysville	0	11	521	5	31	160	0	0	0	9	6
Mason	0	9	324	0	121	23	1	0	0	1	0
Massillon	0	3	2,049	3	115	426	0	0	0	45	2
Maumee	0	5	521	0	16	167	10	0	0	6	14
Medina	0	0	419	30	24	145	4	0	0	3	0
Mentor	0	16	629	3	0	380	3	0	1	10	17
Miami County	0	15	986	14	0	310	8	3	0	54	460
Miamisburg	0	0	227	1	19	25	0	0	0	5	0
Middletown	7	67	0	1,033	183	238	1	0	0	11	0
Morrow County	0	0	0	259	4	70	0	0	0	0	0
Mount Vernon	0	1	370	0	9	99	3	1	0	7	19
Napoleon	0	0	509	0	94	10	0	0	0	1	20
New Philadelphia	2	27	36	414	0	206	0	0	0	61	37

\* Hillsboro Municipal Court only submitted reports for January through November.

**Municipal Courts**  
**Contracts Terminations**  
**2006**

<b>Court</b>	<b>Jury Trial</b>	<b>Court Trial</b>	<b>Default Hearing by Judge</b>	<b>Default Hearing by Magistrate</b>	<b>Dismissal: Want of Prosecution</b>	<b>Other Dismissals</b>	<b>Transferred Out</b>	<b>Private Judge</b>	<b>Unavailability of Party</b>	<b>Bankruptcy Stay/Interlocutory Appeal</b>	<b>Other Terminations</b>
Newton Falls	0	8	89	0	2	10	0	0	0	1	1
Niles	0	5	452	0	7	4	0	1	0	10	153
Norwalk	0	23	988	0	32	196	1	0	0	14	1
Oakwood	0	3	0	0	0	2	0	0	0	0	1
Oberlin	0	4	372	0	18	139	1	0	1	1	1
Oregon	0	0	315	0	0	65	0	0	0	6	0
Ottawa County	1	10	381	1	91	272	4	0	0	1	6
Painesville	1	15	902	14	95	321	4	0	0	7	94
Parma	2	13	1,133	0	21	714	5	0	0	18	68
Perrysburg	0	3	792	1	320	34	3	0	0	6	22
Portage County - Kent	0	21	395	4	59	127	3	0	0	13	26
Portage County - Rav.	1	28	1,455	0	154	441	5	0	2	22	37
Portsmouth	0	198	873	32	59	145	6	1	326	8	89
Rocky River	0	21	779	10	97	366	13	0	1	15	1
Sandusky	0	19	1,331	0	40	168	2	0	0	24	2
Shaker Heights	0	0	650	0	13	240	3	0	1	10	0
Shelby	8	0	234	1	1	22	0	0	5	0	2
Sidney	0	5	664	0	0	236	0	0	0	12	7
South Euclid	0	5	254	0	0	131	1	0	0	4	14
Steubenville	0	0	0	0	0	0	0	0	0	0	0
Struthers	0	6	426	0	4	73	1	0	0	10	6
Sylvania	0	7	687	0	0	240	0	0	0	2	3
Tiffin	2	0	604	4	24	138	2	2	0	8	51
Toledo	1	16	9,923	0	365	2,699	13	1	2	97	572
Toledo Housing	0	1	5	0	3	2	0	0	0	0	12
Upper Sandusky	0	0	149	0	14	4	0	0	0	2	21
Van Wert	0	2	329	0	0	143	0	0	0	0	0
Vandalia	0	0	1	489	40	168	0	0	0	15	0
Vermilion	0	7	156	0	8	58	0	0	1	6	40
Wadsworth	0	1	139	0	2	42	2	0	0	2	17
Warren	1	38	1,442	12	77	359	5	0	1	20	2
Washington Cthse	0	14	417	0	0	33	0	0	0	4	1
Wayne County	1	24	651	5	86	320	0	1	8	20	242
Willoughby	1	16	411	0	442	77	2	0	0	11	292
Xenia	0	14	726	0	20	177	1	0	0	16	10
Youngstown	0	5	2,265	1	148	399	4	0	0	38	88
Zanesville	0	0	29	0	0	1	0	0	0	0	0
<b>Statewide</b>	<b>90</b>	<b>1,772</b>	<b>125,825</b>	<b>13,384</b>	<b>8,698</b>	<b>30,980</b>	<b>579</b>	<b>34</b>	<b>401</b>	<b>2,024</b>	<b>7,812</b>

**Municipal Courts**  
**F.E.D. Overall Caseloads**  
**2006**

<b>Court</b>	<b>Cases Pending January 1</b>	<b>New Filings</b>	<b>Reactivations and Transfers</b>	<b>Total Cases</b>	<b>Total Terminations</b>	<b>Clearance Rate</b>	<b>Cases Pending December 31</b>	<b>Cases Pending Beyond Time Guidelines</b>
Akron	1,785	2,708	227	4,720	3,055	104%	1,665	0
Alliance	109	288	1	398	245	85%	153	0
Ashland	76	126	1	203	147	116%	56	0
Ashtabula	60	314	1	375	267	85%	108	0
Athens	33	161	0	194	140	87%	54	0
Auglaize County	58	121	0	179	162	134%	17	0
Avon Lake	19	116	2	137	105	89%	32	0
Barberton	259	718	6	983	535	74%	448	34
Bedford	81	1,886	22	1,989	1,849	97%	140	0
Bellefontaine	185	315	0	500	299	95%	201	0
Bellevue	5	50	0	55	32	64%	23	0
Berea	201	696	0	897	719	103%	178	0
Bowling Green	73	260	0	333	260	100%	73	0
Brown County	11	167	0	178	167	100%	11	0
Bryan	41	158	1	200	130	82%	70	0
Cambridge	17	115	1	133	114	98%	19	1
Campbell	6	149	0	155	142	95%	13	0
Canton	899	2,186	3	3,088	2,204	101%	884	0
Celina	4	93	0	97	79	85%	18	0
Champaign County	22	178	0	200	181	102%	19	0
Chardon	20	179	2	201	168	93%	33	0
Chillicothe	324	330	1	655	436	132%	219	0
Circleville	59	323	63	445	404	105%	41	0
Clark County	1,929	1,331	3	3,263	3,118	234%	145	0
Clermont County	345	2,186	5	2,536	2,213	101%	323	5
Cleveland	0	0	0	0	0	-	0	0
Cleveland Heights	144	466	0	610	387	83%	223	7
Cleveland Housing Division	1,389	11,239	39	12,667	11,305	100%	1,362	0
Clinton County	119	379	0	498	399	105%	99	0
Columbiana County	49	237	3	289	252	105%	37	0
Conneaut	11	62	0	73	65	105%	8	0
Coshocton	29	105	0	134	125	119%	9	0
Crawford County	58	200	0	258	238	119%	20	0
Cuyahoga Falls	449	910	10	1,369	1,103	120%	266	0
Darke County	12	138	0	150	140	101%	10	1
Dayton	2,242	3,051	2	5,295	3,078	101%	2,217	0
Defiance County	28	136	0	164	136	100%	28	0
Delaware County	129	541	3	673	580	107%	93	0
East Cleveland	280	1,096	1	1,377	1,222	111%	155	0
East Liverpool	9	78	0	87	80	103%	7	0
Eaton	47	137	0	184	97	71%	87	19
Elyria	350	1,083	21	1,454	1,105	100%	349	36
Euclid	281	1,372	3	1,656	1,335	97%	321	0
Fairborn	224	483	0	707	497	103%	210	0
Fairfield	129	655	2	786	676	103%	110	1

**Municipal Courts**  
**F.E.D. Overall Caseloads**  
**2006**

<b>Court</b>	<b>Cases Pending January 1</b>	<b>New Filings</b>	<b>Reactivations and Transfers</b>	<b>Total Cases</b>	<b>Total Terminations</b>	<b>Clearance Rate</b>	<b>Cases Pending December 31</b>	<b>Cases Pending Beyond Time Guidelines</b>
Fairfield County	138	905	0	1,043	893	99%	150	0
Findlay	227	499	2	728	387	77%	341	0
Fostoria	40	83	1	124	76	90%	48	0
Franklin	38	217	2	257	224	102%	33	0
Franklin County	37,215	19,902	317	57,434	18,447	91%	38,987	24,263
Franklin County Env.	0	0	0	0	0	-	0	0
Fremont	17	139	2	158	141	100%	17	0
Gallipolis	12	109	0	121	114	105%	7	0
Garfield Heights	84	470	7	561	421	88%	140	0
Girard	31	261	1	293	262	100%	31	0
Hamilton	270	1,788	0	2,058	1,767	99%	291	67
Hamilton County	9,311	14,742	62	24,115	15,009	101%	9,106	0
Hardin County	16	85	0	101	97	114%	4	0
Hillsboro*	21	193	3	217	210	107%	7	0
Hocking County	17	74	1	92	75	100%	17	0
Huron	2	29	0	31	24	83%	7	0
Ironton	9	138	0	147	141	102%	6	0
Jackson County	24	130	0	154	147	113%	7	0
Kettering	158	248	1	407	247	99%	160	3
Lakewood	234	894	0	1,128	864	97%	264	0
Lawrence County	19	200	4	223	214	105%	9	0
Lebanon	31	278	0	309	268	96%	41	0
Licking County	324	991	4	1,319	1,107	111%	212	0
Lima	154	868	0	1,022	878	101%	144	3
Lorain County	199	1,171	8	1,378	1,194	101%	184	1
Lyndhurst	87	454	14	555	483	103%	72	0
Madison County	17	179	0	196	188	105%	8	0
Mansfield	1,203	904	6	2,113	973	107%	1,140	0
Marietta	44	162	0	206	161	99%	45	0
Marion County	199	589	3	791	520	88%	271	0
Marysville	24	259	3	286	253	97%	33	0
Mason	43	346	1	390	347	100%	43	0
Massillon	400	710	1	1,111	855	120%	256	0
Maumee	29	93	1	123	94	100%	29	0
Medina	129	493	7	629	478	96%	151	0
Mentor	67	305	2	374	299	97%	75	0
Miami County	193	542	17	752	562	101%	190	23
Miamisburg	383	750	7	1,140	764	101%	376	4
Middletown	224	1,509	41	1,774	1,545	100%	229	0
Morrow County	163	86	12	261	91	93%	170	0
Mount Vernon	35	178	0	213	171	96%	42	0
Napoleon	87	112	0	199	122	109%	77	0
New Philadelphia	66	368	6	440	356	95%	84	0
Newton Falls	45	138	0	183	143	104%	40	0
Niles	61	321	5	387	318	98%	69	0

\* Hillsboro Municipal Court only submitted reports for January through November. "Cases Pending December 31" value is the number of cases pending at end of November.



**Municipal Courts**  
**F.E.D. Overall Caseloads**  
**2006**

<b>Court</b>	<b>Cases Pending January 1</b>	<b>New Filings</b>	<b>Reactivations and Transfers</b>	<b>Total Cases</b>	<b>Total Terminations</b>	<b>Clearance Rate</b>	<b>Cases Pending December 31</b>	<b>Cases Pending Beyond Time Guidelines</b>
Norwalk	36	298	2	336	305	102%	31	0
Oakwood	0	0	0	0	0	-	0	0
Oberlin	42	110	0	152	116	105%	36	0
Oregon	25	85	2	112	99	114%	13	0
Ottawa County	39	100	4	143	116	112%	27	0
Painesville	112	484	8	604	513	104%	91	1
Parma	329	1,174	3	1,506	1,177	100%	329	0
Perrysburg	312	447	3	762	428	95%	334	0
Portage County - Kent	84	333	6	423	329	97%	94	1
Portage County - Ravenna	281	619	14	914	736	116%	178	2
Portsmouth	90	430	7	527	448	103%	79	0
Rocky River	87	477	1	565	497	104%	68	0
Sandusky	157	333	1	491	372	111%	119	0
Shaker Heights	198	415	2	615	353	85%	262	0
Shelby	63	78	3	144	55	68%	89	50
Sidney	27	277	0	304	290	105%	14	0
South Euclid	26	141	0	167	127	90%	40	0
Steubenville	56	138	0	194	109	79%	85	0
Struthers	30	83	0	113	70	84%	43	10
Sylvania	122	538	6	666	515	95%	151	0
Tiffin	41	152	7	200	169	106%	31	0
Toledo	1	0	0	1	0	-	1	0
Toledo Housing Division	2,098	6,913	106	9,117	7,072	101%	2,045	0
Upper Sandusky	4	47	0	51	45	96%	6	0
Van Wert	34	114	0	148	130	114%	18	2
Vandalia	101	708	22	831	739	101%	92	0
Vermilion	23	60	1	84	63	103%	21	2
Wadsworth	31	124	1	156	119	95%	37	0
Warren	241	1,082	9	1,332	1,056	97%	276	4
Washington Courthouse	46	165	0	211	156	95%	55	0
Wayne County	97	581	4	682	634	108%	48	0
Willoughby	112	637	17	766	649	99%	117	0
Xenia	124	235	3	362	211	89%	151	2
Youngstown	87	1,148	11	1,246	1,130	97%	116	0
Zanesville	9	347	0	356	349	101%	7	0
<b>Statewide</b>	<b>69,855</b>	<b>109,307</b>	<b>1,207</b>	<b>180,369</b>	<b>111,098</b>	<b>101%</b>	<b>69,271</b>	<b>24,542</b>

**Municipal Courts**  
F.E.D. Terminations  
2006

<b>Court</b>	<b>Jury Trial</b>	<b>Court Trial</b>	<b>Default Hearing by Judge</b>	<b>Default Hearing by Magistrate</b>	<b>Dismissal: Want of Prosecution</b>	<b>Other Dismissals</b>	<b>Transferred Out</b>	<b>Private Judge</b>	<b>Unavailability of Party</b>	<b>Bankruptcy Stay/Interlocutory Appeal</b>	<b>Other Terminations</b>
Akron	0	0	673	503	1,473	325	21	0	0	1	52
Alliance	0	12	75	0	108	48	0	0	0	0	3
Ashland	0	2	49	0	48	45	0	0	0	2	1
Ashtabula	0	2	145	0	0	119	0	0	0	0	1
Athens	0	5	90	0	9	34	0	0	0	0	2
Auglaize County	0	0	109	0	0	46	0	0	1	0	6
Avon Lake	0	2	40	0	0	60	0	0	0	0	1
Barberton	1	12	315	1	39	160	5	0	0	2	0
Bedford	1	0	950	0	30	858	1	0	0	4	5
Bellefontaine	0	0	87	0	144	67	0	0	0	0	0
Bellevue	0	0	15	0	3	14	0	0	0	0	0
Berea	0	0	311	0	31	252	0	0	0	0	125
Bowling Green	0	0	95	64	12	88	0	0	0	0	0
Brown County	0	1	133	0	0	33	0	0	0	0	0
Bryan	0	3	85	0	14	27	0	0	0	0	1
Cambridge	0	0	0	87	0	24	0	0	1	0	2
Campbell	0	0	88	0	0	54	0	0	0	0	0
Canton	1	40	362	337	1,236	213	1	0	0	1	25
Celina	0	51	0	0	3	25	0	0	0	0	0
Champaign County	0	1	45	77	4	52	0	0	0	0	2
Chardon	0	6	122	2	1	32	2	0	0	0	2
Chillicothe	0	0	14	353	0	68	0	0	0	0	1
Circleville	1	1	22	258	0	118	1	0	0	1	1
Clark County	0	0	26	1,921	124	477	0	0	0	1	565
Clermont County	0	5	1,304	95	87	722	0	0	1	0	0
Cleveland	0	0	0	0	0	0	0	0	0	0	0
Cleveland Heights	0	12	37	111	107	120	0	0	0	0	0
Cleveland Housing	0	181	3	3,962	4,189	2,329	0	0	0	29	624
Clinton County	0	1	194	2	0	199	0	0	0	3	0
Columbiana County	0	1	145	0	2	101	1	0	0	0	1
Conneaut	0	0	41	0	0	24	0	0	0	0	0
Coshocton	0	1	105	0	5	12	0	0	0	0	2
Crawford County	0	0	226	0	0	12	0	0	0	0	0
Cuyahoga Falls	0	19	63	183	300	360	0	0	0	3	175
Darke County	0	1	126	0	0	12	0	0	0	0	1
Dayton	0	0	485	3	2,007	529	1	0	0	2	2
Defiance County	0	3	67	2	1	62	0	0	0	1	0
Delaware County	0	0	123	48	193	211	1	0	0	1	3
East Cleveland	0	0	81	0	9	87	1	0	0	0	657
East Liverpool	0	0	35	0	19	26	0	0	0	0	0
Eaton	0	1	51	1	1	43	0	0	0	0	0
Elyria	0	0	0	457	169	447	1	0	0	1	30
Euclid	0	0	781	0	33	520	0	0	0	0	1
Fairborn	0	0	46	0	336	103	0	0	0	0	11

**Municipal Courts**  
F.E.D. Terminations  
2006

<b>Court</b>	<b>Jury Trial</b>	<b>Court Trial</b>	<b>Default Hearing by Judge</b>	<b>Default Hearing by Magistrate</b>	<b>Dismissal: Want of Prosecution</b>	<b>Other Dismissals</b>	<b>Transferred Out</b>	<b>Private Judge</b>	<b>Unavailability of Party</b>	<b>Bankruptcy Stay/Interlocutory Appeal</b>	<b>Other Terminations</b>
Fairfield	0	0	1	11	16	403	0	0	0	1	244
Fairfield County	1	300	3	0	0	582	2	0	0	3	3
Findlay	0	58	148	0	24	157	0	0	0	0	0
Fostoria	0	0	24	0	28	22	0	0	0	0	2
Franklin	0	0	0	177	0	47	0	0	0	0	0
Franklin County	1	21	1,107	4,066	10,185	2,709	25	1	1	143	188
Franklin County Env.	0	0	0	0	0	0	0	0	0	0	0
Fremont	0	0	60	0	15	62	0	0	0	2	2
Gallipolis	0	0	35	68	0	11	0	0	0	0	0
Garfield Heights	0	0	94	110	36	178	0	0	0	1	2
Girard	0	0	3	144	28	83	0	0	0	0	4
Hamilton	0	0	0	650	575	532	0	0	0	0	10
Hamilton County	0	7	7,048	0	7,914	0	10	0	0	0	14
Hardin County	0	74	1	0	0	21	0	0	0	0	0
Hillsboro*	0	0	99	0	1	108	1	0	0	1	0
Hocking County	2	0	58	0	0	12	0	0	1	0	2
Huron	0	0	12	0	0	11	0	0	0	0	1
Ironton	0	1	10	112	4	13	1	0	0	0	0
Jackson County	0	1	98	0	0	48	0	0	0	0	0
Kettering	0	0	54	0	123	63	2	0	0	2	1
Lakewood	0	290	91	0	2	457	23	0	0	1	0
Lawrence County	0	4	137	38	0	35	0	0	0	0	0
Lebanon	0	0	15	211	35	0	0	0	0	3	4
Licking County	0	1	265	0	445	364	2	0	0	4	26
Lima	0	0	14	850	2	2	0	0	0	0	10
Lorain County	0	9	102	460	4	585	1	0	0	0	33
Lyndhurst	0	1	221	0	21	240	0	0	0	1	0
Madison County	0	127	0	4	0	57	0	0	0	0	0
Mansfield	0	0	0	39	14	167	0	0	0	0	753
Marietta	0	16	6	0	9	97	0	0	0	0	33
Marion County	0	0	170	0	0	348	0	0	0	0	2
Marysville	0	0	136	1	25	90	0	0	0	0	1
Mason	1	0	105	0	239	0	0	0	0	1	0
Massillon	0	1	233	125	299	192	1	0	0	4	0
Maumee	0	29	9	0	19	36	1	0	0	0	0
Medina	0	0	31	175	108	154	3	0	0	3	1
Mentor	0	3	129	1	0	161	0	0	1	1	3
Miami County	0	1	298	0	0	241	1	0	0	3	18
Miamisburg	0	24	53	0	424	260	0	0	0	3	0
Middletown	2	9	0	782	76	671	2	0	0	2	0
Morrow County	0	44	13	0	0	22	0	0	0	0	0
Mount Vernon	0	4	63	0	70	29	0	0	0	1	4
Napoleon	0	0	40	0	77	3	2	0	0	0	0
New Philadelphia	0	3	0	118	0	226	0	0	0	3	6

\*Hillsboro Municipal Court only submitted reports for January through November.

**Municipal Courts**  
F.E.D. Terminations  
2006

<b>Court</b>	<b>Jury Trial</b>	<b>Court Trial</b>	<b>Default Hearing by Judge</b>	<b>Default Hearing by Magistrate</b>	<b>Dismissal: Want of Prosecution</b>	<b>Other Dismissals</b>	<b>Transferred Out</b>	<b>Private Judge</b>	<b>Unavailability of Party</b>	<b>Bankruptcy Stay/Interlocutory Appeal</b>	<b>Other Terminations</b>
Newton Falls	0	5	83	0	8	46	0	0	0	0	1
Niles	0	33	132	0	59	8	2	0	0	1	83
Norwalk	0	1	232	0	6	64	2	0	0	0	0
Oakwood	0	0	0	0	0	0	0	0	0	0	0
Oberlin	0	0	26	0	23	65	1	0	0	0	0
Oregon	0	0	56	0	0	43	0	0	0	0	0
Ottawa County	0	0	44	0	17	54	0	0	0	1	0
Painesville	1	25	332	5	18	128	0	0	1	1	3
Parma	0	2	235	0	58	878	0	0	0	2	4
Perrysburg	0	0	74	0	351	2	0	0	0	1	0
Portage County - Kent	0	8	70	56	80	105	0	0	0	2	6
Portage County - Rav.	1	20	163	63	228	252	2	0	0	2	4
Portsmouth	0	380	16	2	11	33	2	0	1	0	3
Rocky River	0	0	143	76	84	192	0	0	1	0	0
Sandusky	0	0	8	221	131	8	0	0	0	3	1
Shaker Heights	0	0	115	0	91	146	0	0	0	1	0
Shelby	0	0	36	0	0	16	0	0	2	0	0
Sidney	0	1	231	0	0	57	0	0	0	1	0
South Euclid	0	0	1	50	0	74	1	0	0	1	0
Steubenville	0	0	81	0	0	28	0	0	0	0	0
Struthers	0	0	54	0	0	15	0	0	0	1	0
Sylvania	0	199	72	0	0	270	0	0	0	0	0
Tiffin	1	125	1	1	7	26	0	0	1	0	4
Toledo	0	0	0	0	0	0	0	0	0	0	0
Toledo Housing Division	0	18	442	4,388	597	1,426	5	0	0	10	198
Upper Sandusky	0	0	32	0	10	1	0	0	0	0	2
Van Wert	0	0	51	0	0	79	0	0	0	0	0
Vandalia	0	0	0	525	45	168	0	0	0	1	0
Vermilion	0	15	18	0	4	26	0	0	0	0	0
Wadsworth	0	1	55	0	1	48	0	0	0	0	14
Warren	0	735	0	0	12	307	0	0	0	2	0
Washington Courthouse	0	4	106	0	0	46	0	0	0	0	0
Wayne County	0	2	48	312	11	229	0	0	4	1	28
Willoughby	0	2	334	0	288	12	2	0	0	2	9
Xenia	0	2	77	0	69	62	0	0	0	0	1
Youngstown	0	1	3	805	79	234	0	0	0	0	8
Zanesville	0	0	279	0	0	70	0	0	0	0	0
<b>Statewide</b>	<b>14</b>	<b>2,970</b>	<b>22,400</b>	<b>23,113</b>	<b>33,843</b>	<b>23,875</b>	<b>130</b>	<b>1</b>	<b>16</b>	<b>268</b>	<b>4,038</b>

**Municipal Courts**  
Other Civil Overall Caseloads  
2006

<b>Court</b>	<b>Cases Pending January 1</b>	<b>New Filings</b>	<b>Reactivations and Transfers</b>	<b>Total Cases</b>	<b>Total Terminations</b>	<b>Clearance Rate</b>	<b>Cases Pending December 31</b>	<b>Cases Pending Beyond Time Guidelines</b>
Akron	72	362	13	447	390	104%	57	0
Alliance	3	27	0	30	27	100%	3	0
Ashland	5	47	0	52	37	79%	15	0
Ashtabula	16	104	1	121	70	67%	51	0
Athens	7	15	0	22	14	93%	8	0
Auglaize County	5	43	1	49	45	102%	4	0
Avon Lake	4	39	1	44	26	65%	18	0
Barberton	23	109	0	132	100	92%	32	20
Bedford	18	181	2	201	181	99%	20	0
Bellefontaine	6	45	0	51	48	107%	3	0
Bellevue	0	3	2	5	2	40%	3	0
Berea	9	77	0	86	35	45%	51	0
Bowling Green	4	48	0	52	52	108%	0	0
Brown County	244	532	2	778	665	125%	113	0
Bryan	1	5	2	8	8	114%	0	0
Cambridge	3	18	0	21	20	111%	1	0
Campbell	0	13	0	13	13	100%	0	0
Canton	0	248	0	248	242	98%	6	0
Celina	19	22	6	47	38	136%	9	2
Champaign County	1	7	0	8	5	71%	3	0
Chardon	5	19	0	24	12	63%	12	1
Chillicothe	40	81	1	122	76	93%	46	0
Circleville	5	36	12	53	44	92%	9	0
Clark County	53	41	0	94	84	205%	10	0
Clermont County	343	940	8	1,291	945	100%	346	11
Cleveland	378	4,823	70	5,271	4,953	101%	318	0
Cleveland Heights	7	107	0	114	103	96%	11	1
Cleveland Housing Division	43	182	4	229	183	98%	46	2
Clinton County	10	70	0	80	56	80%	24	0
Columbiana County	3	6	0	9	8	133%	1	0
Conneaut	2	4	0	6	4	100%	2	0
Coshocton	5	32	2	39	36	106%	3	0
Crawford County	2	41	0	43	39	95%	4	0
Cuyahoga Falls	48	156	2	206	190	120%	16	0
Darke County	4	23	0	27	14	61%	13	1
Dayton	115	250	265	630	457	89%	173	0
Defiance County	13	55	0	68	61	111%	7	0
Delaware County	4	87	0	91	89	102%	2	0
East Cleveland	4	17	0	21	16	94%	5	0
East Liverpool	2	12	0	14	13	108%	1	0
Eaton	4	15	0	19	16	107%	3	2
Elyria	33	163	25	221	181	96%	40	2
Euclid	4	78	1	83	73	92%	10	0
Fairborn	10	44	0	54	50	114%	4	0
Fairfield	1	62	1	64	55	87%	9	0

**Municipal Courts**  
Other Civil Overall Caseloads  
2006

<b>Court</b>	<b>Cases Pending January 1</b>	<b>New Filings</b>	<b>Reactivations and Transfers</b>	<b>Total Cases</b>	<b>Total Terminations</b>	<b>Clearance Rate</b>	<b>Cases Pending December 31</b>	<b>Cases Pending Beyond Time Guidelines</b>
Fairfield County	7	79	0	86	77	97%	9	0
Findlay	1	12	0	13	13	108%	0	0
Fostoria	1	32	1	34	34	103%	0	0
Franklin	2	72	4	78	66	87%	12	0
Franklin County	649	1,140	165	1,954	1,610	123%	344	67
Franklin County Env.	1	2	1	4	1	25%	3	0
Fremont	4	44	2	50	47	102%	3	0
Gallipolis	1	4	0	5	5	125%	0	0
Garfield Heights	20	179	2	201	178	98%	23	0
Girard	3	23	0	26	24	104%	2	0
Hamilton	32	128	0	160	135	105%	25	6
Hamilton County	25,278	102,417	0	127,695	103,414	101%	24,281	0
Hardin County	3	15	0	18	14	93%	4	1
Hillsboro*	3	10	1	14	9	82%	5	0
Hocking County	3	7	0	10	7	100%	3	0
Huron	33	139	2	174	135	96%	39	2
Ironton	1	1	0	2	2	200%	0	0
Jackson County	541	683	1	1,225	998	146%	227	1
Kettering	24	458	4	486	462	100%	24	0
Lakewood	62	100	0	162	99	99%	63	0
Lawrence County	1	10	0	11	11	110%	0	0
Lebanon	174	543	2	719	504	92%	215	19
Licking County	33	126	4	163	150	115%	13	0
Lima	17	14	1	32	8	53%	24	8
Lorain County	32	315	3	350	307	97%	43	0
Lyndhurst	51	116	3	170	161	135%	9	0
Madison County	2	17	0	19	17	100%	2	0
Mansfield	1,041	2,562	75	3,678	2,067	78%	1,611	0
Marietta	3	45	1	49	32	70%	17	0
Marion County	261	1,367	13	1,641	1,050	76%	591	4
Marysville	2	15	0	17	15	100%	2	0
Mason	21	147	0	168	146	99%	22	0
Massillon	6	61	0	67	67	110%	0	0
Maumee	0	33	0	33	31	94%	2	0
Medina	370	1,432	13	1,815	1,402	97%	413	13
Mentor	1	12	0	13	13	108%	0	0
Miami County	6	26	9	41	41	117%	0	0
Miamisburg	276	1,276	21	1,573	1,192	92%	381	1
Middletown	2	4	1	7	6	120%	1	0
Morrow County	53	19	0	72	47	247%	25	0
Mount Vernon	139	354	3	496	394	110%	102	7
Napoleon	3	73	0	76	73	100%	3	0
New Philadelphia	23	173	1	197	183	105%	14	0
Newton Falls	0	25	0	25	21	84%	4	0
Niles	6	27	1	34	33	118%	1	0

\* Hillsboro Municipal Court only submitted reports for January through November. "Cases Pending December 31" value is the number of cases pending at end of November.

**Municipal Courts**  
Other Civil Overall Caseloads  
2006

<b>Court</b>	<b>Cases Pending January 1</b>	<b>New Filings</b>	<b>Reactivations and Transfers</b>	<b>Total Cases</b>	<b>Total Terminations</b>	<b>Clearance Rate</b>	<b>Cases Pending December 31</b>	<b>Cases Pending Beyond Time Guidelines</b>
Norwalk	1	49	0	50	50	102%	0	0
Oakwood	10	41	0	51	49	120%	2	0
Oberlin	3	36	0	39	35	97%	4	0
Oregon	3	27	1	31	31	111%	0	0
Ottawa County	6	17	0	23	13	76%	10	0
Painesville	4	51	6	61	56	98%	5	0
Parma	11	132	1	144	120	90%	24	0
Perrysburg	19	28	0	47	29	104%	18	0
Portage County - Kent	13	750	1	764	711	95%	53	0
Portage County - Ravenna	13	1,165	0	1,178	1,169	100%	9	0
Portsmouth	9	40	8	57	38	79%	19	1
Rocky River	26	280	110	416	386	99%	30	0
Sandusky	2	71	0	73	70	99%	3	0
Shaker Heights	63	70	0	133	70	100%	63	0
Shelby	0	0	0	0	0	-	0	0
Sidney	1	17	1	19	19	106%	0	0
South Euclid	1	49	0	50	44	90%	6	0
Steubenville	328	899	0	1,227	548	61%	679	0
Struthers	4	8	0	12	7	88%	5	3
Sylvania	0	5	0	5	2	40%	3	0
Tiffin	9	51	0	60	58	114%	2	0
Toledo	37	205	642	884	865	102%	19	0
Toledo Housing Division	0	0	0	0	0	-	0	0
Upper Sandusky	44	220	0	264	215	98%	49	1
Van Wert	3	7	0	10	7	100%	3	1
Vandalia	17	125	0	142	112	90%	30	0
Vermilion	2	8	0	10	10	125%	0	0
Wadsworth	92	340	1	433	312	91%	121	0
Warren	11	58	1	70	49	83%	21	2
Washington Courthouse	4	59	0	63	63	107%	0	0
Wayne County	6	63	0	69	51	81%	18	0
Willoughby	8	106	2	116	108	100%	8	0
Xenia	31	120	1	152	128	106%	24	0
Youngstown	26	128	1	155	137	106%	18	0
Zanesville	134	798	0	932	702	88%	230	0
<b>Statewide</b>	<b>31,711</b>	<b>129,647</b>	<b>1,531</b>	<b>162,889</b>	<b>131,339</b>	<b>100%</b>	<b>31,550</b>	<b>179</b>

**Municipal Courts**  
Other Civil Terminations  
2006

<b>Court</b>	<b>Jury Trial</b>	<b>Court Trial</b>	<b>Default Hearing by Judge</b>	<b>Default Hearing by Magistrate</b>	<b>Dismissal: Want of Prosecution</b>	<b>Other Dismissals</b>	<b>Transferred Out</b>	<b>Private Judge</b>	<b>Unavailability of Party</b>	<b>Bankruptcy Stay/Interlocutory Appeal</b>	<b>Other Terminations</b>
Akron	0	0	55	230	51	25	0	0	0	1	28
Alliance	0	0	13	0	1	9	0	0	0	0	4
Ashland	0	0	2	0	1	4	0	0	0	0	30
Ashtabula	0	0	6	0	0	39	0	0	0	0	23
Athens	0	0	3	0	0	2	0	0	0	0	9
Auglaize County	0	0	5	0	0	5	0	0	0	0	35
Avon Lake	0	0	23	0	0	2	0	0	1	0	2
Barberton	1	0	96	0	1	2	0	0	0	0	0
Bedford	0	0	3	0	12	13	0	0	0	0	153
Bellefontaine	0	1	2	0	1	5	0	0	0	0	39
Bellevue	0	0	3	0	0	0	0	0	0	0	0
Berea	0	0	28	0	0	0	0	0	0	0	7
Bowling Green	0	0	2	0	0	1	0	0	0	0	49
Brown County	1	3	473	0	2	148	0	0	0	6	32
Bryan	0	0	5	0	0	0	0	0	0	1	2
Cambridge	0	0	2	0	0	18	0	0	0	0	0
Campbell	0	0	13	0	0	0	0	0	0	0	0
Canton	0	0	244	0	0	2	0	0	0	0	154
Celina	0	2	22	0	1	8	1	0	0	1	3
Champaign County	0	1	1	0	0	1	0	0	0	0	2
Chardon	0	2	0	0	1	9	0	0	0	0	0
Chillicothe	0	0	17	39	0	3	0	1	0	0	16
Circleville	0	0	3	0	0	5	0	0	0	0	36
Clark County	0	0	7	14	1	19	0	0	0	0	43
Clermont County	0	20	452	6	35	229	1	0	0	0	198
Cleveland	0	0	0	55	21	60	1	0	0	21	4,795
Cleveland Heights	0	0	1	59	0	2	0	0	0	0	41
Cleveland Housing Division	0	10	0	90	36	21	0	0	0	2	24
Clinton County	0	1	46	0	0	9	0	0	0	0	0
Columbiana County	0	0	8	0	0	0	0	0	0	0	0
Conneaut	0	0	3	0	0	2	0	0	0	0	0
Coshocton	1	0	19	0	0	9	1	0	1	0	5
Crawford County	0	0	38	0	0	0	0	0	0	0	1
Cuyahoga Falls	0	1	29	1	5	5	0	0	0	0	149
Darke County	0	0	14	0	0	0	0	0	0	0	0
Dayton	0	2	0	0	0	36	4	0	0	0	271
Defiance County	0	1	6	0	6	10	0	1	0	0	37
Delaware County	0	0	1	0	0	2	0	1	0	0	86
East Cleveland	0	0	2	0	0	1	0	0	0	0	10
East Liverpool	0	0	9	0	3	0	0	0	0	0	1
Eaton	0	0	16	0	0	0	0	0	0	0	0
Elyria	0	0	2	1	2	43	2	0	0	1	130
Euclid	0	0	65	0	7	1	0	0	0	0	0
Fairborn	0	0	1	0	0	5	0	0	0	0	44



**Municipal Courts**  
Other Civil Terminations  
2006

Court	Jury Trial	Court Trial	Default Hearing by Judge	Default Hearing by Magistrate	Dismissal: Want of Prosecution	Other Dismissals	Transferred Out	Private Judge	Unavailability of Party	Bankruptcy Stay/Interlocutory Appeal	Other Terminations
Fairfield	0	0	0	0	0	0	0	0	0	0	55
Fairfield County	0	24	41	0	0	11	0	0	0	0	1
Findlay	0	0	0	0	0	0	0	0	0	0	13
Fostoria	0	0	25	0	1	4	0	0	0	0	4
Franklin	0	0	10	1	0	55	0	0	0	0	0
Franklin County	0	25	64	867	5	123	48	1	1	2	565
Franklin County Env.	0	0	0	0	0	0	0	0	0	0	1
Fremont	0	0	41	0	0	2	0	0	0	0	4
Gallipolis	0	0	4	0	0	0	0	0	0	0	1
Garfield Heights	0	59	5	0	3	10	1	0	0	1	99
Girard	0	1	12	0	0	2	0	0	0	0	6
Hamilton	0	0	5	0	0	124	0	0	0	0	6
Hamilton County	0	0	842	0	4	0	0	0	0	0	102,568
Hardin County	0	10	3	0	0	1	0	0	0	0	0
Hillsboro*	0	0	5	0	0	3	0	0	0	0	0
Hocking County	0	0	4	0	0	2	0	0	0	0	1
Huron	0	1	112	0	0	22	0	0	0	0	0
Ironton	0	0	2	0	0	0	0	0	0	0	0
Jackson County	1	0	773	1	0	216	0	0	0	5	3
Kettering	0	0	228	0	0	1	2	1	0	0	230
Lakewood	0	0	90	0	0	9	0	0	0	0	0
Lawrence County	0	0	9	0	0	1	0	0	0	0	1
Lebanon	0	0	400	21	70	2	0	0	0	8	3
Licking County	0	2	4	0	7	5	0	11	0	1	120
Lima	0	0	2	0	0	0	0	0	0	0	6
Lorain County	0	1	60	121	0	122	0	0	0	0	2
Lyndhurst	0	0	4	0	0	1	0	0	0	0	156
Madison County	0	0	17	0	0	0	0	0	0	0	0
Mansfield	0	0	2	1,457	41	322	3	0	18	0	224
Marietta	0	1	1	1	2	7	0	0	0	0	20
Marion County	0	0	811	0	0	197	1	0	0	8	33
Marysville	0	0	12	0	0	3	0	0	0	0	0
Mason	0	0	126	14	5	0	1	0	0	0	0
Massillon	0	0	54	2	1	9	1	0	0	0	0
Maumee	0	20	0	0	0	1	0	0	0	0	10
Medina	0	0	721	302	70	276	8	0	0	15	2
Mentor	0	0	3	0	0	0	0	0	0	0	10
Miami County	0	0	1	0	0	8	0	0	0	0	32
Miamisburg	0	234	760	8	40	144	0	0	0	5	0
Middletown	0	0	0	3	1	2	0	0	0	0	0
Morrow County	0	0	0	2	0	23	0	0	0	0	0
Mount Vernon	0	6	267	0	11	66	2	0	0	4	38
Napoleon	0	0	58	0	2	0	0	0	0	0	13
New Philadelphia	0	3	5	165	0	2	0	0	0	0	9

\* Hillsboro Municipal Court only submitted reports for January through November.

**Municipal Courts**  
Other Civil Terminations  
2006

<b>Court</b>	<b>Jury Trial</b>	<b>Court Trial</b>	<b>Default Hearing by Judge</b>	<b>Default Hearing by Magistrate</b>	<b>Dismissal: Want of Prosecution</b>	<b>Other Dismissals</b>	<b>Transferred Out</b>	<b>Private Judge</b>	<b>Unavailability of Party</b>	<b>Bankruptcy Stay/Interlocutory Appeal</b>	<b>Other Terminations</b>
Newton Falls	0	2	17	0	1	1	0	0	0	0	0
Niles	0	0	1	0	0	0	0	0	1	0	31
Norwalk	0	16	30	0	0	3	0	0	0	0	1
Oakwood	0	3	36	0	0	25	1	0	8	2	5
Oberlin	0	0	25	0	0	6	0	0	0	0	4
Oregon	0	0	26	0	0	7	0	0	0	0	0
Ottawa County	0	1	9	0	0	3	0	0	0	0	0
Painesville	0	0	4	0	0	15	0	0	0	0	37
Parma	0	0	0	0	1	13	0	0	0	0	111
Perrysburg	0	0	0	0	1	0	0	1	0	0	28
Portage County - Kent	0	0	0	5	0	434	0	0	0	0	272
Portage County - Ravenna	0	1	1	0	2	669	0	0	0	0	496
Portsmouth	0	8	6	1	1	7	2	0	8	3	2
Rocky River	0	259	2	0	3	17	103	0	0	0	1
Sandusky	0	0	60	0	8	2	0	0	0	0	0
Shaker Heights	0	0	64	0	0	0	0	0	0	0	6
Shelby	0	0	0	0	0	0	0	0	0	0	0
Sidney	0	4	11	0	0	3	0	0	0	0	1
South Euclid	0	0	0	0	0	0	0	0	0	0	44
Steubenville	0	3	449	1	0	67	0	0	0	0	27
Struthers	1	0	6	0	0	0	0	0	0	0	0
Sylvania	0	0	1	0	0	1	0	0	0	0	0
Tiffin	0	0	1	0	4	1	0	0	0	0	52
Toledo	0	0	1	6	6	19	0	0	0	0	832
Toledo Housing Division	0	0	0	0	0	0	0	0	0	0	0
Upper Sandusky	0	0	164	0	20	14	0	0	0	0	17
Van Wert	0	0	7	0	0	0	0	0	0	0	0
Vandalia	0	0	17	53	1	41	0	0	0	0	0
Vermilion	0	0	9	0	0	1	0	0	0	0	0
Wadsworth	0	0	204	2	8	69	0	0	0	4	26
Warren	0	0	8	4	1	28	0	0	0	0	8
Washington Courthouse	0	0	63	0	0	0	0	0	0	0	0
Wayne County	0	3	25	1	2	2	0	0	0	0	18
Willoughby	0	1	1	0	19	0	1	0	0	0	86
Xenia	0	0	107	0	3	1	0	0	0	0	17
Youngstown	0	2	7	30	0	14	0	0	0	0	84
Zanesville	0	9	610	5	0	67	1	0	0	0	0
<b>Statewide</b>	<b>5</b>	<b>743</b>	<b>9,295</b>	<b>3,568</b>	<b>531</b>	<b>4,061</b>	<b>185</b>	<b>17</b>	<b>38</b>	<b>91</b>	<b>112,901</b>

**Municipal Courts**  
Small Claims Overall Caseloads  
2006

<b>Court</b>	<b>Cases Pending January 1</b>	<b>New Filings</b>	<b>Reactivations and Transfers</b>	<b>Total Cases</b>	<b>Total Terminations</b>	<b>Clearance Rate</b>	<b>Cases Pending December 31</b>	<b>Cases Pending Beyond Time Guidelines</b>
Akron	448	861	156	1,465	1,157	114%	308	0
Alliance	67	471	1	539	450	95%	89	0
Ashland	111	625	12	748	685	108%	63	0
Ashtabula	57	322	0	379	288	89%	91	0
Athens	32	249	3	284	235	93%	49	0
Auglaize County	33	180	3	216	183	100%	33	0
Avon Lake	17	149	1	167	135	90%	32	0
Barberton	100	435	1	536	368	84%	168	67
Bedford	638	2,048	57	2,743	2,117	101%	626	0
Bellefontaine	143	1,471	0	1,614	1,481	101%	133	0
Bellevue	8	90	0	98	97	108%	1	0
Berea	250	795	2	1,047	775	97%	272	0
Bowling Green	60	607	3	670	545	89%	125	0
Brown County	27	96	2	125	116	118%	9	0
Bryan	45	346	1	392	352	101%	40	0
Cambridge	21	169	0	190	163	96%	27	0
Campbell	10	124	0	134	94	76%	40	0
Canton	140	919	0	1,059	961	105%	98	0
Celina	87	335	0	422	380	113%	42	3
Champaign County	23	362	0	385	299	83%	86	0
Chardon	89	469	4	562	480	101%	82	2
Chillicothe	151	562	5	718	521	92%	197	0
Circleville	90	392	77	559	473	101%	86	0
Clark County	215	507	0	722	503	99%	219	0
Clermont County	118	700	3	821	696	99%	125	4
Cleveland	1,943	4,764	412	7,119	5,492	106%	1,627	0
Cleveland Heights	58	205	0	263	208	101%	55	5
Cleveland Housing Division	0	0	0	0	0	-	0	0
Clinton County	55	663	2	720	573	86%	147	0
Columbiana County	62	343	5	410	363	104%	47	0
Conneaut	17	129	0	146	128	99%	18	0
Coshocton	57	358	8	423	359	98%	64	0
Crawford County	54	311	5	370	308	97%	62	0
Cuyahoga Falls	439	1,145	5	1,589	1,351	117%	238	0
Darke County	23	246	1	270	229	93%	41	3
Dayton	770	1,178	0	1,948	1,357	115%	591	0
Defiance County	39	317	0	356	330	104%	26	0
Delaware County	57	456	3	516	483	105%	33	0
East Cleveland	154	470	3	627	495	105%	132	0
East Liverpool	43	167	0	210	180	108%	30	11
Eaton	31	213	1	245	180	84%	65	8
Elyria	396	940	1	1,337	838	89%	499	218
Euclid	120	875	0	995	835	95%	160	0
Fairborn	81	404	6	491	430	105%	61	0
Fairfield	29	203	0	232	159	78%	73	6

**Municipal Courts**  
Small Claims Overall Caseloads  
2006

<b>Court</b>	<b>Cases Pending January 1</b>	<b>New Filings</b>	<b>Reactivations and Transfers</b>	<b>Total Cases</b>	<b>Total Terminations</b>	<b>Clearance Rate</b>	<b>Cases Pending December 31</b>	<b>Cases Pending Beyond Time Guidelines</b>
Fairfield County	75	715	0	790	674	94%	116	0
Findlay	228	1,392	14	1,634	1,403	100%	231	0
Fostoria	29	242	1	272	243	100%	29	0
Franklin	18	55	0	73	46	84%	27	0
Franklin County	4,808	9,150	107	14,065	8,638	93%	5,427	3,244
Franklin County Env.	0	0	0	0	0	-	0	0
Fremont	49	442	2	493	388	87%	105	0
Gallipolis	21	109	5	135	123	108%	12	0
Garfield Heights	233	1,729	23	1,985	1,715	98%	270	0
Girard	46	481	1	528	457	95%	71	3
Hamilton	503	1,192	1	1,696	1,208	101%	488	197
Hamilton County	2,463	5,014	41	7,518	4,828	96%	2,690	0
Hardin County	33	240	0	273	229	95%	44	2
Hillsboro*	55	282	1	338	253	89%	85	0
Hocking County	32	134	1	167	148	110%	19	3
Huron	29	232	1	262	139	60%	123	14
Ironton	8	53	0	61	47	89%	14	0
Jackson County	40	455	0	495	461	101%	34	5
Kettering	95	536	12	643	537	98%	106	11
Lakewood	162	964	0	1,126	845	88%	281	0
Lawrence County	48	124	2	174	149	118%	25	0
Lebanon	113	364	0	477	401	110%	76	21
Licking County	151	1,179	2	1,332	1,200	102%	132	2
Lima	47	395	20	462	400	96%	62	1
Lorain County	79	542	7	628	480	87%	148	10
Lyndhurst	87	530	16	633	478	88%	155	0
Madison County	136	363	9	508	442	119%	66	0
Mansfield	74	503	5	582	483	95%	99	0
Marietta	100	591	0	691	560	95%	131	8
Marion County	18	275	0	293	243	88%	50	12
Marysville	53	251	6	310	256	100%	54	0
Mason	21	93	0	114	93	100%	21	1
Massillon	110	821	1	932	791	96%	141	0
Maumee	50	264	1	315	255	96%	60	0
Medina	106	402	2	510	388	96%	122	17
Mentor	139	719	2	860	707	98%	153	1
Miami County	108	431	91	630	554	106%	76	5
Miamisburg	16	214	17	247	227	98%	20	0
Middletown	201	1,064	18	1,283	1,079	100%	204	0
Morrow County	267	283	0	550	242	86%	308	0
Mount Vernon	82	334	1	417	348	104%	69	0
Napoleon	151	433	0	584	532	123%	52	0
New Philadelphia	133	581	8	722	595	101%	127	0
Newton Falls	13	79	1	93	79	99%	14	0
Niles	43	366	6	415	348	94%	67	2

\* Hillsboro Municipal Court only submitted reports for January through November. "Cases Pending December 31" value is the number of cases pending at end of November.

**Municipal Courts**  
Small Claims Overall Caseloads  
2006

<b>Court</b>	<b>Cases Pending January 1</b>	<b>New Filings</b>	<b>Reactivations and Transfers</b>	<b>Total Cases</b>	<b>Total Terminations</b>	<b>Clearance Rate</b>	<b>Cases Pending December 31</b>	<b>Cases Pending Beyond Time Guidelines</b>
Norwalk	54	592	3	649	575	97%	74	0
Oakwood	0	1	0	1	1	100%	0	0
Oberlin	26	179	0	205	181	101%	24	0
Oregon	39	204	0	243	235	115%	8	0
Ottawa County	134	503	11	648	542	105%	106	0
Painesville	35	447	15	497	449	97%	48	0
Parma	191	1,042	0	1,233	973	93%	260	0
Perrysburg	132	413	2	547	407	98%	140	0
Portage County - Kent	122	177	5	304	256	141%	48	9
Portage County - Ravenna	183	893	10	1,086	889	98%	197	19
Portsmouth	73	241	25	339	305	115%	34	0
Rocky River	131	719	4	854	708	98%	146	5
Sandusky	116	841	10	967	870	102%	97	0
Shaker Heights	112	816	7	935	779	95%	156	0
Shelby	6	53	6	65	57	97%	8	0
Sidney	85	310	4	399	347	111%	52	0
South Euclid	96	402	3	501	410	101%	91	2
Steubenville	71	321	0	392	308	96%	84	0
Struthers	73	110	0	183	97	88%	86	44
Sylvania	54	437	39	530	435	91%	95	0
Tiffin	131	575	6	712	664	114%	48	2
Toledo	628	2,909	106	3,643	2,984	99%	659	0
Toledo Housing Division	0	0	0	0	0	-	0	0
Upper Sandusky	18	254	0	272	253	100%	19	1
Van Wert	15	61	0	76	67	110%	9	7
Vandalia	96	351	0	447	365	104%	82	0
Vermilion	9	79	7	95	78	91%	17	1
Wadsworth	44	186	2	232	178	95%	54	0
Warren	197	887	10	1,094	776	87%	318	58
Washington Courthouse	46	461	0	507	374	81%	133	0
Wayne County	183	1,214	4	1,401	1,264	104%	137	1
Willoughby	58	747	7	812	722	96%	90	0
Xenia	50	290	3	343	282	96%	61	3
Youngstown	249	870	271	1,390	972	85%	418	35
Zanesville	11	453	0	464	461	102%	3	0
<b>Statewide</b>	<b>22,149</b>	<b>79,327</b>	<b>1,768</b>	<b>103,244</b>	<b>79,828</b>	<b>98%</b>	<b>23,416</b>	<b>4,073</b>

**Municipal Courts**  
**Small Claims Terminations**  
**2006**

<b>Court</b>	<b>Hearing by Judge</b>	<b>Hearing by Magistrate</b>	<b>Transfer to Regular Civil Docket</b>	<b>Dismissal: Want of Prosecution</b>	<b>Other Dismissals</b>	<b>Unavailability of Party</b>	<b>Bankruptcy Stay/Interlocutory Appeal</b>	<b>Other Terminations</b>
Akron	0	835	101	97	87	0	3	34
Alliance	313	0	5	29	100	0	0	3
Ashland	366	63	0	60	183	0	6	7
Ashtabula	209	0	1	0	77	0	1	0
Athens	159	0	0	3	59	0	1	13
Auglaize County	119	0	0	1	49	9	1	4
Avon Lake	73	0	1	0	58	0	1	2
Barberton	207	1	9	11	136	1	3	0
Bedford	1,244	1	4	153	521	0	17	177
Bellefontaine	1,001	0	0	60	417	0	3	0
Bellevue	66	0	1	0	29	0	1	0
Berea	408	0	2	46	275	0	0	44
Bowling Green	20	301	7	13	199	0	5	0
Brown County	67	0	0	0	48	0	0	1
Bryan	207	0	4	16	123	0	1	1
Cambridge	1	132	0	0	27	0	1	2
Campbell	65	0	1	0	28	0	0	0
Canton	3	747	12	98	98	0	2	1
Celina	244	0	5	27	99	0	5	0
Champaign County	10	189	0	5	92	0	3	0
Chardon	7	323	15	20	113	0	1	1
Chillicothe	1	372	6	0	136	0	2	4
Circleville	7	307	0	0	155	0	3	1
Clark County	9	183	0	62	163	0	2	84
Clermont County	43	406	13	79	155	0	0	0
Cleveland	0	3,503	19	517	901	0	67	485
Cleveland Heights	21	129	0	5	53	0	0	0
Cleveland Housing Div.	0	0	0	0	0	0	0	0
Clinton County	0	311	2	0	260	0	0	0
Columbiana County	252	0	1	19	91	0	0	0
Conneaut	104	0	2	1	20	0	1	0
Coshocton	245	1	1	6	103	2	1	0
Crawford County	287	0	0	0	21	0	0	0
Cuyahoga Falls	14	673	0	156	118	0	0	390
Darke County	186	0	0	0	39	0	3	1
Dayton	337	406	32	259	275	44	4	0
Defiance County	200	0	7	10	113	0	0	0
Delaware County	200	95	46	15	124	0	2	1
East Cleveland	296	0	16	1	117	0	0	65
East Liverpool	113	0	1	41	25	0	0	0
Eaton	118	0	0	1	61	0	0	0
Elyria	4	427	0	44	356	0	6	1
Euclid	635	0	2	15	177	0	6	0
Fairborn	7	196	8	42	115	0	4	58

**Municipal Courts**  
Small Claims Terminations  
2006

<b>Court</b>	<b>Hearing by Judge</b>	<b>Hearing by Magistrate</b>	<b>Transfer to Regular Civil Docket</b>	<b>Dismissal: Want of Prosecution</b>	<b>Other Dismissals</b>	<b>Unavailability of Party</b>	<b>Bankruptcy Stay/Interlocutory Appeal</b>	<b>Other Terminations</b>
Fairfield	11	39	2	3	76	0	3	25
Fairfield County	10	441	5	0	201	0	2	15
Findlay	2	1,024	4	0	370	0	3	0
Fostoria	177	0	0	7	57	0	1	1
Franklin	1	30	0	0	15	0	0	0
Franklin County	60	8,085	123	180	61	0	80	49
Franklin County Env.	0	0	0	0	0	0	0	0
Fremont	264	0	1	11	107	0	2	3
Gallipolis	2	90	0	4	22	2	0	3
Garfield Heights	600	554	3	37	495	0	10	16
Girard	9	341	2	2	92	2	2	7
Hamilton	0	713	0	273	212	0	0	10
Hamilton County	0	4,470	0	358	0	0	0	0
Hardin County	4	158	1	0	63	0	3	0
Hillsboro*	31	117	0	0	99	3	3	0
Hocking County	89	0	0	0	58	0	0	1
Huron	74	0	1	0	63	0	0	1
Ironton	6	23	0	1	13	0	2	2
Jackson County	319	0	2	0	138	0	0	2
Kettering	6	309	93	39	88	0	1	1
Lakewood	0	471	0	10	362	0	2	0
Lawrence County	22	91	1	0	33	0	2	0
Lebanon	12	263	0	117	2	0	2	5
Licking County	629	70	15	83	196	0	5	202
Lima	2	351	31	0	0	0	1	15
Lorain County	0	339	1	0	138	0	1	1
Lyndhurst	218	0	1	1	245	0	3	10
Madison County	272	2	0	0	163	0	5	0
Mansfield	209	106	1	10	135	0	0	22
Marietta	5	388	1	18	138	0	1	9
Marion County	84	70	0	0	84	0	0	5
Marysville	3	137	1	18	94	0	2	1
Mason	52	0	2	39	0	0	0	0
Massillon	11	519	6	23	221	0	10	1
Maumee	76	0	1	10	165	0	3	0
Medina	2	213	3	19	147	0	3	1
Mentor	3	538	0	0	154	0	6	6
Miami County	194	72	3	0	177	0	6	102
Miamisburg	1	98	38	0	90	0	0	0
Middletown	0	783	10	70	211	0	5	0
Morrow County	0	147	3	0	92	0	0	0
Mount Vernon	221	0	4	16	92	0	4	11
Napoleon	369	0	1	161	0	0	1	0
New Philadelphia	28	383	0	0	164	0	1	19

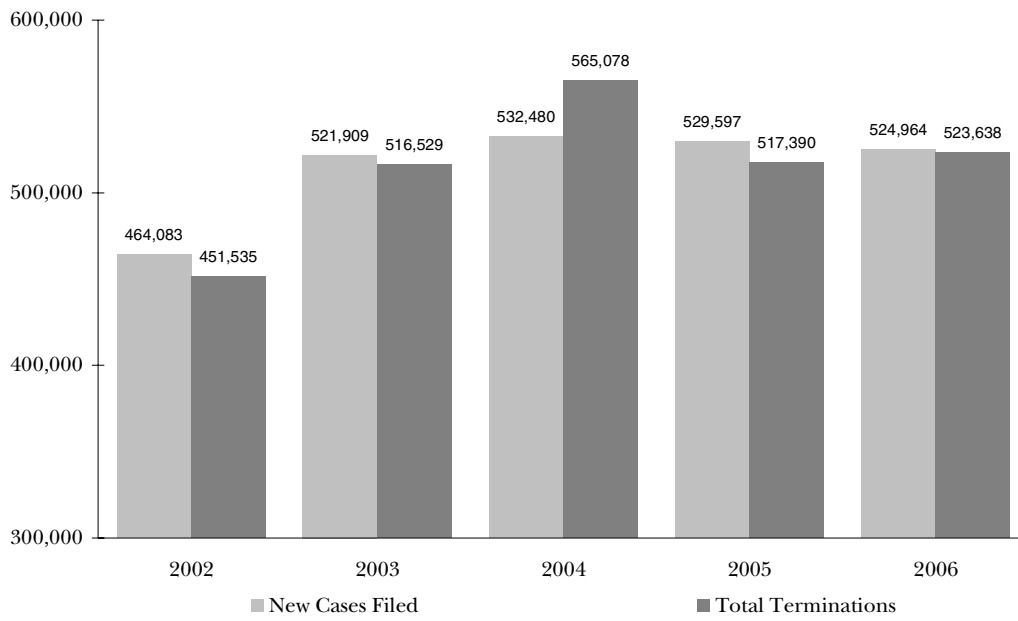
\* Hillsboro Municipal Court only submitted reports for January through November.

**Municipal Courts**  
Small Claims Terminations  
2006

<b>Court</b>	<b>Hearing by Judge</b>	<b>Hearing by Magistrate</b>	<b>Transfer to Regular Civil Docket</b>	<b>Dismissal: Want of Prosecution</b>	<b>Other Dismissals</b>	<b>Unavailability of Party</b>	<b>Bankruptcy Stay/Interlocutory Appeal</b>	<b>Other Terminations</b>
Newton Falls	70	0	0	3	5	0	0	1
Niles	239	0	0	12	0	0	8	89
Norwalk	347	0	6	22	198	0	2	0
Oakwood	0	0	0	0	0	0	0	1
Oberlin	124	0	1	9	47	0	0	0
Oregon	172	0	0	1	58	2	1	1
Ottawa County	2	405	10	50	75	0	0	0
Painesville	1	339	1	19	87	0	1	1
Parma	0	0	0	2	969	0	2	0
Perrysburg	187	0	2	211	0	0	0	7
Portage County - Kent	9	140	3	50	54	0	0	0
Portage County - Ravenna	47	523	9	72	234	0	4	0
Portsmouth	1	182	27	12	35	43	0	5
Rocky River	2	449	5	18	232	0	2	0
Sandusky	0	695	3	63	97	0	12	0
Shaker Heights	447	0	2	13	314	0	3	0
Shelby	35	0	1	0	16	5	0	0
Sidney	247	0	0	0	99	0	0	1
South Euclid	0	189	1	0	217	0	3	0
Steubenville	16	191	3	0	97	0	0	1
Struthers	63	0	1	0	33	0	0	0
Sylvania	268	0	0	0	167	0	0	0
Tiffin	448	0	2	2	212	0	0	0
Toledo	4	2,222	40	5	678	0	9	26
Toledo Housing Division	0	0	0	0	0	0	0	0
Upper Sandusky	190	0	2	1	58	0	0	2
Van Wert	42	0	0	0	25	0	0	0
Vandalia	1	205	0	33	91	0	6	29
Vermilion	49	0	0	1	25	0	1	2
Wadsworth	112	0	12	3	23	0	2	26
Warren	61	385	12	73	237	1	4	3
Washington Courthouse	348	0	0	0	21	0	5	0
Wayne County	56	17	1	0	17	0	6	1,167
Willoughby	6	404	14	259	34	0	2	3
Xenia	160	0	0	11	102	0	2	7
Youngstown	10	708	3	74	166	0	8	3
Zanesville	299	0	1	0	161	0	0	0
<b>Statewide</b>	<b>16,009</b>	<b>38,090</b>	<b>846</b>	<b>4,441</b>	<b>16,613</b>	<b>114</b>	<b>414</b>	<b>3,301</b>



**Municipal Courts**  
All Civil Cases  
2002 - 2006



## County Courts



Putnam County Courthouse ■ Ottawa

**County Courts**  
 Composite Administrative Judge Report For the Entire State  
 2006

	Felonies	Misdemeanors	O.V.I.	Other Traffic	Personal Injury and Property Damage	Contracts	F.E.D.	Other Civil	Small Claims	Total
Cases Pending Beginning of Year	557	2,761	499	8,120	139	3,657	1,061	604	1,465	18,863
New Cases Filed	5,772	30,287	8,110	142,813	341	12,629	5,317	2,246	6,814	214,329
Transferred in, Reactivated or Redesignated Cases	1,104	4,163	245	7,035	5	140	41	12	31	12,776
<b>Total Cases</b>	<b>7,433</b>	<b>37,211</b>	<b>8,854</b>	<b>157,968</b>	<b>485</b>	<b>16,426</b>	<b>6,419</b>	<b>2,862</b>	<b>8,310</b>	<b>245,968</b>
Cases Terminated By:										
Hearing by Judge	1,833	8,559	2,052	19,910	160	7,248	1,759	1,275	3,661	46,457
Hearing by Magistrate	X	23	9	47	20	547	623	39	521	1,829
Transfer (Includes individual judge assignment)	1,361	14,821	5,462	13,886	80	1,717	399	41	112	37,879
Dismissal: Lack of Speedy Trial (CR) or Want of Prosecution (CV)	7	84	43	103	5	169	105	6	99	621
Other Dismissals	1,906	2,663	169	1,899	70	1,951	2,022	325	1,831	12,836
Violations Bureau	X	2,769	X	101,791	X	X	X	X	X	104,560
Unavailability of Accused	1,291	4,585	350	9,850	0	80	14	12	90	16,272
Bankruptcy Stay or Interlocutory Appeal	4	10	6	8	3	90	12	8	22	163
All Other Terminations	340	626	122	1,387	19	223	218	430	461	3,826
<b>Total Terminations</b>	<b>6,742</b>	<b>34,140</b>	<b>8,213</b>	<b>148,881</b>	<b>357</b>	<b>12,025</b>	<b>5,152</b>	<b>2,136</b>	<b>6,797</b>	<b>224,443</b>
Cases Pending End of Year	691	3,071	641	9,087	128	4,401	1,267	726	1,513	21,525
Time Guideline (Months)	1	6	6	6	24	12	12	12	6	X
Cases Pending End of Year Beyond Time Guideline	168	192	54	305	75	175	117	59	199	1,344

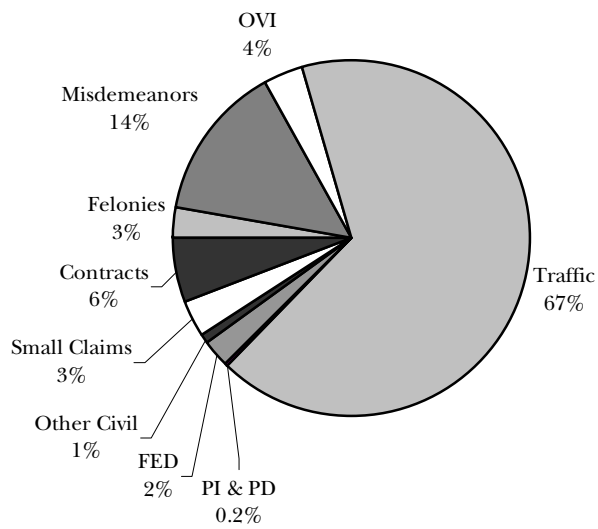
Note: "X" indicates data not applicable

**County Courts**  
 Composite Individual Judge Report For the Entire State  
 2006

	Misdemeanors	O.V.I.	Other Traffic	Personal Injury and Property Damage	Contracts	F.E.D.	Other Civil	Total
Cases Pending Beginning of Year	3,120	1,262	2,491	31	333	29	12	7,278
New Cases Filed	15,007	5,625	14,226	81	1,690	394	41	37,064
Transferred in, Reactivated or Redesignated Cases	1,752	322	1,696	4	57	19	0	3,850
<b>Total Cases</b>	<b>19,879</b>	<b>7,209</b>	<b>18,413</b>	<b>116</b>	<b>2,080</b>	<b>442</b>	<b>53</b>	<b>48,192</b>
Cases Terminated By:								
Jury Trial	196	45	123	1	15	0	3	383
Court Trial	879	302	976	10	160	80	8	2,415
Default	X	X	X	43	1,007	65	2	1,117
Guilty or No Contest Plea to Original Charge	5,006	2,744	5,486	X	X	X	X	13,236
Guilty or No Contest Plea to Reduced Charge	3,131	1,758	4,893	X	X	X	X	9,782
Dismissal: Lack of Speedy Trial (CR) or Want of Prosecution (CV)	77	12	77	0	7	0	0	173
Other Dismissals	5,052	452	1,896	24	394	55	13	7,886
Transferred Out	324	104	135	6	26	4	1	600
Referred to Private Judge	X	X	X	1	0	0	0	1
Unavailability of Accused	1,627	275	1,942	0	0	0	0	3,844
Bankruptcy Stay or Interlocutory Appeal	2	0	0	0	17	0	1	20
All Other Terminations	259	49	202	2	67	39	5	623
<b>Total Terminations</b>	<b>16,553</b>	<b>5,741</b>	<b>15,730</b>	<b>87</b>	<b>1,693</b>	<b>243</b>	<b>33</b>	<b>40,080</b>
Cases Pending End of Year	3,326	1,468	2,683	29	387	199	20	8,112
Time Guideline (Months)	<b>6</b>	<b>6</b>	<b>6</b>	<b>24</b>	<b>12</b>	<b>12</b>	<b>12</b>	
Cases Pending End of Year Beyond Time Guideline	230	103	175	72	45	36	36	697

Note: "X" indicates data not applicable

**County Courts**  
New Cases Filed Comparison  
2006



**County Courts**  
**Overall Caseloads**  
**2006**

**New Filings, Transfers,**

Court	Judges	---- Population ----		----- and Reactivations -----			----- Terminations -----			Clearance Rate
		Total	Per Judge	Total	Per Judge	Per 1,000 Population	Total	Per Judge	Per 1,000 Population	
Adams Co. Ct.	1	27,330	27,330	6,380	6,380	233	6,435	6,435	235	101%
Ashtabula Co. Ct. E	1	26,941	26,941	6,458	6,458	240	6,036	6,036	224	93%
Ashtabula Co. Ct. W	1	27,931	27,931	6,555	6,555	235	6,682	6,682	239	102%
Belmont Co. Ct. E	1	18,908	18,908	3,905	3,905	207	3,807	3,807	201	97%
Belmont Co. Ct. N	1	19,399	19,399	3,545	3,545	183	3,592	3,592	185	101%
Belmont Co. Ct. W	1	31,919	31,919	5,299	5,299	166	5,127	5,127	161	97%
Butler Co. Ct. #1	1	32,029	32,029	6,761	6,761	211	6,420	6,420	200	95%
Butler Co. Ct. #2	1	41,957	41,957	8,007	8,007	191	7,456	7,456	178	93%
Butler Co. Ct. #3	1	72,984	72,984	14,258	14,258	195	14,156	14,156	194	99%
Carroll Co. Ct.	1	28,836	28,836	4,016	4,016	139	4,032	4,032	140	100%
Erie Co. Ct.	1	14,897	14,897	10,644	10,644	715	10,578	10,578	710	99%
Fulton Co. Ct. E	1	20,717	20,717	5,993	5,993	289	5,636	5,636	272	94%
Fulton Co. Ct. W	1	21,367	21,367	6,330	6,330	296	6,258	6,258	293	99%
Harrison Co. Ct.	1	15,856	15,856	3,357	3,357	212	3,354	3,354	212	100%
Highland Co. Ct.	1	8,938	8,938	1,557	1,557	174	1,804	1,804	202	116%
Holmes County Ct.	1	38,943	38,943	4,137	4,137	106	3,773	3,773	97	91%
Jefferson Co. Ct. #1	1	19,665	19,665	2,956	2,956	150	2,901	2,901	148	98%
Jefferson Co. Ct. #2	1	21,419	21,419	2,235	2,235	104	2,149	2,149	100	96%
Jefferson Co. Ct. #3	1	13,795	13,795	2,010	2,010	146	1,876	1,876	136	93%
Mahoning Co. Ct. #2	1	42,518	42,518	10,220	10,220	240	10,863	10,863	255	106%
Mahoning Co. Ct. #3	1	21,094	21,094	5,014	5,014	238	5,171	5,171	245	103%
Mahoning Co. Ct. #4	1	44,275	44,275	10,417	10,417	235	10,655	10,655	241	102%
Mahoning Co. Ct. #5	1	21,090	21,090	5,821	5,821	276	6,034	6,034	286	104%
Meigs Co. Ct.	1	23,072	23,072	4,143	4,143	180	4,137	4,137	179	100%
Monroe Co. Ct.	1	15,180	15,180	1,796	1,796	118	1,760	1,760	116	98%
Montgomery Co. Ct. #1	3	55,377	18,459	12,781	4,260	231	13,648	4,549	246	107%
Montgomery Co. Ct. #2	2	65,235	32,618	10,138	5,069	155	10,373	5,187	159	102%
Morgan Co. Ct.	1	14,897	14,897	1,349	1,349	91	1,332	1,332	89	99%
Muskingum Co. Ct.	2	58,999	29,500	9,853	4,927	167	9,813	4,907	166	100%
Noble Co. Ct.	1	14,058	14,058	1,809	1,809	129	1,798	1,798	128	99%
Paulding Co. Ct.	1	20,293	20,293	3,028	3,028	149	2,853	2,853	141	94%
Perry Co. Ct.	1	34,078	34,078	3,950	3,950	116	3,986	3,986	117	101%
Pike Co. Ct.	1	27,695	27,695	4,716	4,716	170	4,709	4,709	170	100%
Putnam Co. Ct.	2	34,726	17,363	4,207	2,104	121	4,179	2,090	120	99%
Sandusky Co. Ct. #1	1	14,539	14,539	6,441	6,441	443	6,438	6,438	443	100%
Sandusky Co. Ct. #2	1	12,532	12,532	5,234	5,234	418	5,330	5,330	425	102%
Trumbull Co. Ct. C	1	21,724	21,724	3,099	3,099	143	3,213	3,213	148	104%
Trumbull Co. Ct. E	1	16,969	16,969	1,585	1,585	93	1,577	1,577	93	99%
Tuscarawas Co. Ct.	1	25,533	25,533	4,198	4,198	164	4,122	4,122	161	98%
Vinton Co. Ct.	1	12,806	12,806	2,628	2,628	205	2,691	2,691	210	102%
Warren Co. Ct.	2	53,479	26,740	10,275	5,138	192	10,705	5,353	200	104%
Statewide	47	1,154,000	24,553	227,105	4,832	197	227,459	4,840	197	100%

All population figures based on 2000 U.S. Census

**County Courts**  
**Felony Overall Caseloads**  
**2006**

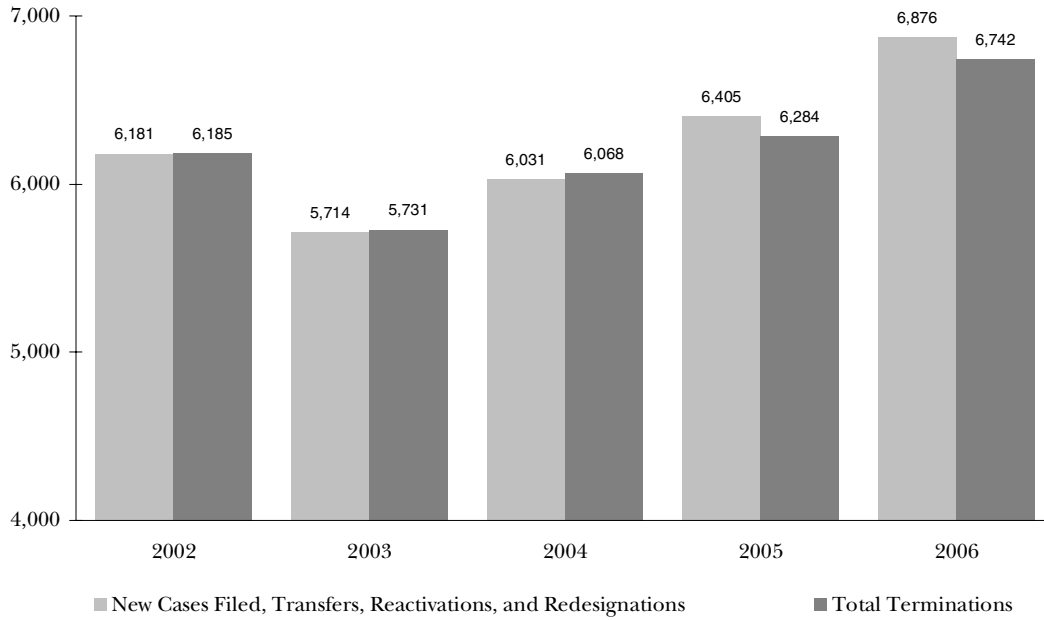
<b>Court</b>	<b>Cases Pending January 1</b>	<b>New Filings</b>	<b>Reactivations and Transfers</b>	<b>Total Cases</b>	<b>Total Terminations</b>	<b>Clearance Rate</b>	<b>Cases Pending December 31</b>	<b>Cases Pending Beyond Time Guidelines</b>
Adams Co. Ct.	9	125	26	160	153	101%	7	0
Ashtabula Co. Ct. E	27	265	21	313	276	97%	37	21
Ashtabula Co. Ct. W	28	250	24	302	278	101%	24	14
Belmont Co. Ct. E	19	89	9	117	109	111%	8	6
Belmont Co. Ct. N	2	159	1	162	158	99%	4	0
Belmont Co. Ct. W	7	97	0	104	100	103%	4	2
Butler Co. Ct. #1	11	229	69	309	276	93%	33	0
Butler Co. Ct. #2	61	214	10	285	201	90%	84	0
Butler Co. Ct. #3	49	437	189	675	599	96%	76	0
Carroll Co. Ct.	10	158	1	169	148	93%	21	0
Erie Co. Ct.	6	96	14	116	113	103%	3	1
Fulton Co. Ct. E	4	87	1	92	84	95%	8	1
Fulton Co. Ct. W	4	122	13	139	134	99%	5	1
Harrison Co. Ct.	11	91	4	106	95	100%	11	2
Highland Co. Ct.	17	117	7	141	130	105%	11	0
Holmes County Ct.	33	79	1	113	61	76%	52	0
Jefferson Co. Ct. #1	7	78	3	88	74	91%	14	13
Jefferson Co. Ct. #2	8	51	1	60	48	92%	12	10
Jefferson Co. Ct. #3	7	54	1	62	47	85%	15	8
Mahoning Co. Ct. #2	44	468	198	710	642	96%	68	34
Mahoning Co. Ct. #3	24	89	41	154	126	97%	28	14
Mahoning Co. Ct. #4	11	271	118	400	377	97%	23	9
Mahoning Co. Ct. #5	7	124	46	177	159	94%	18	9
Meigs Co. Ct.	38	348	9	395	375	105%	20	5
Monroe Co. Ct.	8	40	3	51	49	114%	2	0
Montgomery Co. Ct. #1	4	158	53	215	207	98%	8	0
Montgomery Co. Ct. #2	6	192	63	261	261	102%	0	0
Morgan Co. Ct.	0	32	2	34	31	91%	3	0
Muskingum Co. Ct.	1	70	0	71	66	94%	5	0
Noble Co. Ct.	2	36	0	38	38	106%	0	0
Paulding Co. Ct.	1	47	1	49	45	94%	4	0
Perry Co. Ct.	3	69	2	74	68	96%	6	1
Pike Co. Ct.	14	212	31	257	242	100%	15	7
Putnam Co. Ct.	6	74	1	81	74	99%	7	6
Sandusky Co. Ct. #1	10	42	7	59	58	118%	1	0
Sandusky Co. Ct. #2	8	30	2	40	33	103%	7	0
Trumbull Co. Ct. C	14	101	8	123	109	100%	14	0
Trumbull Co. Ct. E	5	125	18	148	129	90%	19	1
Tuscarawas Co. Ct.	0	33	3	36	36	100%	0	0
Vinton Co. Ct.	3	117	3	123	121	101%	2	0
Warren Co. Ct.	28	296	100	424	412	104%	12	3
<b>Statewide</b>	<b>557</b>	<b>5,772</b>	<b>1,104</b>	<b>7,433</b>	<b>6,742</b>	<b>98%</b>	<b>691</b>	<b>168</b>

**County Courts**  
**Felony Terminations**  
**2006**

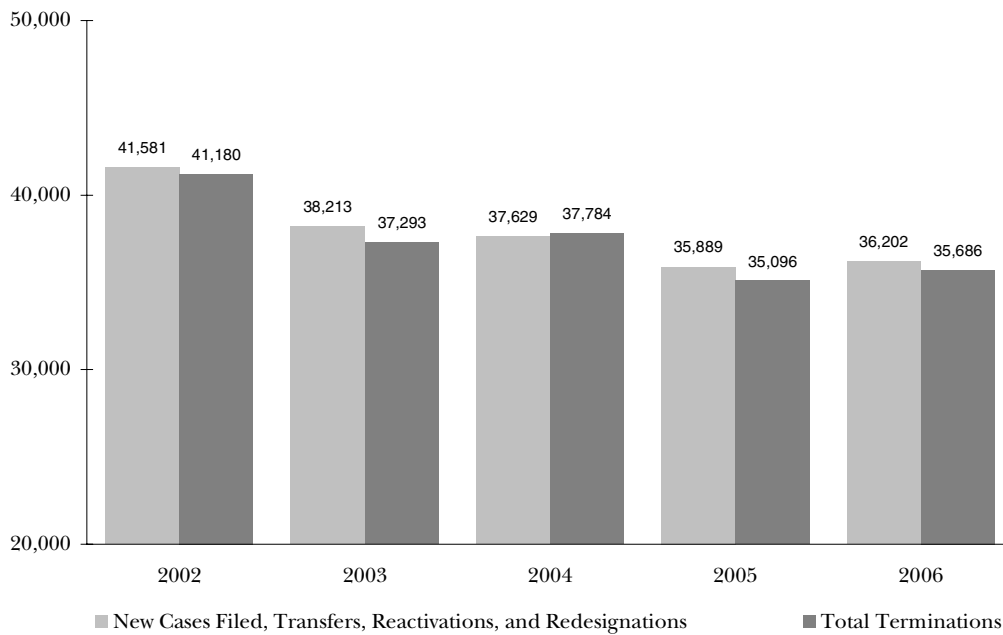
<b>Court</b>	<b>Preliminary Hearing Bindover</b>	<b>Waiver Preliminary Hearing</b>	<b>Dismissal: Lack of Speedy Trial</b>	<b>Other Dismissals</b>	<b>Unavailability of Accused</b>	<b>Bankruptcy Stay/Interlocutory Appeal</b>	<b>Other Terminations</b>
Adams Co. Ct.	40	1	0	68	32	0	12
Ashtabula Co. Ct. E	36	109	0	63	28	0	40
Ashtabula Co. Ct. W	55	103	1	92	26	0	1
Belmont Co. Ct. E	68	0	0	31	7	0	3
Belmont Co. Ct. N	88	0	0	31	35	0	4
Belmont Co. Ct. W	6	34	0	35	24	0	1
Butler Co. Ct. #1	53	34	0	121	51	0	17
Butler Co. Ct. #2	67	8	0	123	3	0	0
Butler Co. Ct. #3	202	90	0	89	212	0	6
Carroll Co. Ct.	20	1	0	127	0	0	0
Erie Co. Ct.	10	51	0	35	17	0	0
Fulton Co. Ct. E	1	0	1	35	4	0	43
Fulton Co. Ct. W	13	0	0	101	20	0	0
Harrison Co. Ct.	9	14	0	68	4	0	0
Highland Co. Ct.	43	18	0	51	13	0	5
Holmes County Ct.	37	1	0	23	0	0	0
Jefferson Co. Ct. #1	54	6	2	10	2	0	0
Jefferson Co. Ct. #2	40	2	0	5	0	0	1
Jefferson Co. Ct. #3	26	10	0	5	4	2	0
Mahoning Co. Ct. #2	40	199	0	212	178	0	13
Mahoning Co. Ct. #3	31	0	0	38	41	0	16
Mahoning Co. Ct. #4	129	7	0	69	141	0	31
Mahoning Co. Ct. #5	53	0	0	47	50	0	9
Meigs Co. Ct.	3	279	0	12	70	0	11
Monroe Co. Ct.	1	0	0	14	7	0	27
Montgomery Co. Ct. #1	20	95	0	46	46	0	0
Montgomery Co. Ct. #2	19	107	0	75	59	0	1
Morgan Co. Ct.	0	11	0	16	3	0	1
Muskingum Co. Ct.	2	55	0	7	2	0	0
Noble Co. Ct.	32	2	2	1	0	1	0
Paulding Co. Ct.	0	34	0	9	1	0	1
Perry Co. Ct.	28	3	0	28	3	0	6
Pike Co. Ct.	150	3	0	52	35	0	2
Putnam Co. Ct.	42	0	0	28	4	0	0
Sandusky Co. Ct. #1	20	0	0	7	9	0	22
Sandusky Co. Ct. #2	16	1	1	7	4	0	4
Trumbull Co. Ct. C	34	52	0	15	8	0	0
Trumbull Co. Ct. E	68	28	0	11	22	0	0
Tuscarawas Co. Ct.	27	0	0	9	0	0	0
Vinton Co. Ct.	29	1	0	43	47	0	1
Warren Co. Ct.	221	2	0	47	79	1	62
<b>Statewide</b>	<b>1,833</b>	<b>1,361</b>	<b>7</b>	<b>1,906</b>	<b>1,291</b>	<b>4</b>	<b>340</b>



**County Courts  
Felony Cases  
2002 - 2006**



**County Courts  
Misdemeanor Cases  
2002 - 2006**



**County Courts**  
**Misdemeanor Overall Caseloads**  
**2006**

<b>Court</b>	<b>Cases Pending January 1</b>	<b>New Filings</b>	<b>Reactivations and Transfers</b>	<b>Total Cases</b>	<b>Total Terminations</b>	<b>Clearance Rate</b>	<b>Cases Pending December 31</b>	<b>Cases Pending Beyond Time Guidelines</b>
Adams Co. Ct.	87	431	77	595	533	105%	62	3
Ashtabula Co. Ct. E	112	642	54	808	594	85%	214	53
Ashtabula Co. Ct. W	213	935	63	1,211	972	97%	239	15
Belmont Co. Ct. E	149	697	19	865	681	95%	184	34
Belmont Co. Ct. N	50	746	2	798	743	99%	55	0
Belmont Co. Ct. W	71	798	0	869	783	98%	86	2
Butler Co. Ct. #1	344	1,759	216	2,319	1,894	96%	425	0
Butler Co. Ct. #2	425	901	77	1,403	858	88%	545	0
Butler Co. Ct. #3	382	1,332	428	2,142	1,744	99%	398	0
Carroll Co. Ct.	208	870	33	1,111	941	104%	170	2
Erie Co. Ct.	24	406	27	457	422	97%	35	0
Fulton Co. Ct. E	69	578	17	664	521	88%	143	12
Fulton Co. Ct. W	138	627	64	829	689	100%	140	12
Harrison Co. Ct.	90	583	100	773	655	96%	118	8
Highland Co. Ct.	185	596	184	965	906	116%	59	0
Holmes County Ct.	142	430	6	578	330	76%	248	0
Jefferson Co. Ct. #1	44	228	8	280	226	96%	54	5
Jefferson Co. Ct. #2	60	208	7	275	205	95%	70	21
Jefferson Co. Ct. #3	39	270	3	312	243	89%	69	29
Mahoning Co. Ct. #2	260	1,376	636	2,272	1,975	98%	297	36
Mahoning Co. Ct. #3	128	511	161	800	674	100%	126	14
Mahoning Co. Ct. #4	160	707	414	1,281	1,091	97%	190	9
Mahoning Co. Ct. #5	60	361	148	569	492	97%	77	5
Meigs Co. Ct.	250	817	27	1,094	871	103%	223	14
Monroe Co. Ct.	106	515	47	668	538	96%	130	16
Montgomery Co. Ct. #1	454	2,378	1,473	4,305	3,844	100%	461	0
Montgomery Co. Ct. #2	227	1,856	453	2,536	2,336	101%	200	0
Morgan Co. Ct.	23	396	19	438	405	98%	33	0
Muskingum Co. Ct.	140	1,108	26	1,274	1,107	98%	167	3
Noble Co. Ct.	26	293	0	319	297	101%	22	1
Paulding Co. Ct.	64	449	29	542	407	85%	135	18
Perry Co. Ct.	88	772	79	939	857	101%	82	5
Pike Co. Ct.	129	731	148	1,008	856	97%	152	48
Putnam Co. Ct.	71	514	35	620	560	102%	60	2
Sandusky Co. Ct. #1	53	411	39	503	436	97%	67	0
Sandusky Co. Ct. #2	71	291	29	391	347	108%	44	0
Trumbull Co. Ct. C	158	470	106	734	639	111%	95	3
Trumbull Co. Ct. E	126	287	25	438	342	110%	96	12
Tuscarawas Co. Ct.	140	856	82	1,078	914	97%	164	10
Vinton Co. Ct.	92	598	21	711	656	106%	55	9
Warren Co. Ct.	223	1,553	533	2,309	2,102	101%	207	21
Statewide	5,881	30,287	5,915	42,083	35,686	99%	6,397	422

**County Courts**  
**Misdemeanor Terminations**  
**2006**

<b>Court</b>	<b>Jury Trial</b>	<b>Court Trial</b>	<b>Guilty/No Contest to Original Charge Judge</b>	<b>Guilty/No Contest to Original Charge Magistrate</b>	<b>Guilty/No Contest to Reduced Charge</b>	<b>Dismissal: Lack of Speedy Trial</b>	<b>Other Dismissals</b>	<b>Violations Bureau</b>	<b>Transferred Out</b>	<b>Unavailability of Party</b>	<b>Bankruptcy Stay/Interlocutory</b>	<b>Other Terminations</b>
Adams Co. Ct.	1	29	184	0	21	8	109	91	10	80	0	0
Ashtabula Co. Ct. E	0	0	200	1	59	16	179	33	1	103	0	2
Ashtabula Co. Ct. W	4	16	384	1	92	5	280	81	0	111	0	8
Belmont Co. Ct. E	1	9	221	0	36	0	324	30	0	36	0	24
Belmont Co. Ct. N	0	24	327	2	31	0	144	35	0	162	0	18
Belmont Co. Ct. W	0	4	283	1	26	0	214	85	0	160	0	10
Butler Co. Ct. #1	1	45	546	2	294	0	539	292	25	145	0	5
Butler Co. Ct. #2	1	11	303	0	147	0	301	58	31	4	0	2
Butler Co. Ct. #3	24	37	737	2	174	0	236	83	21	429	0	0
Carroll Co. Ct.	0	0	342	0	76	0	349	127	0	39	0	8
Erie Co. Ct.	2	8	231	0	11	0	77	59	0	34	0	0
Fulton Co. Ct. E	0	1	167	1	52	15	85	8	0	25	1	161
Fulton Co. Ct. W	8	126	300	0	4	0	128	28	0	86	0	5
Harrison Co. Ct.	0	0	169	0	45	0	208	109	0	124	0	0
Highland Co. Ct.	2	10	261	0	54	0	186	45	0	308	0	34
Holmes County Ct.	0	95	129	0	28	0	25	57	0	0	0	0
Jefferson Co. Ct. #1	0	0	113	0	16	6	40	36	0	16	0	1
Jefferson Co. Ct. #2	0	0	110	0	21	4	49	4	3	9	1	4
Jefferson Co. Ct. #3	49	13	197	7	20	1	14	13	0	9	1	0
Mahoning Co. Ct. #2	1	2	761	0	235	0	325	11	13	553	0	45
Mahoning Co. Ct. #3	0	113	159	0	88	0	116	52	0	124	0	22
Mahoning Co. Ct. #4	0	0	559	0	74	10	220	26	0	308	0	47
Mahoning Co. Ct. #5	0	0	198	0	97	7	85	2	0	79	0	15
Meigs Co. Ct.	0	0	197	0	40	0	237	73	0	223	0	98
Monroe Co. Ct.	0	5	145	0	20	0	121	91	0	61	0	94
Montgomery Co. Ct. #1	3	22	809	0	482	17	1,170	64	36	1,183	1	56
Montgomery Co. Ct. #2	1	23	1,077	0	333	1	353	90	11	427	0	20
Morgan Co. Ct.	0	1	167	0	25	1	74	109	0	22	0	6
Muskingum Co. Ct.	2	27	783	0	10	0	71	156	8	46	0	2
Noble Co. Ct.	4	0	131	0	7	49	1	75	0	27	0	1
Paulding Co. Ct.	3	2	213	0	53	0	79	38	0	19	0	2
Perry Co. Ct.	9	7	461	3	37	2	71	133	0	100	0	32
Pike Co. Ct.	3	0	319	0	28	0	294	3	0	186	0	15
Putnam Co. Ct.	3	8	243	0	49	0	151	21	5	47	1	37
Sandusky Co. Ct. #1	0	1	224	0	28	0	63	64	0	52	0	4
Sandusky Co. Ct. #2	1	0	170	0	21	12	86	28	0	29	1	0
Trumbull Co. Ct. C	3	4	253	0	39	0	93	93	1	153	0	0
Trumbull Co. Ct. E	51	6	135	0	24	0	62	7	0	55	0	0
Tuscarawas Co. Ct.	2	2	357	0	100	0	256	65	0	92	0	40
Vinton Co. Ct.	12	199	236	3	1	0	25	85	0	94	0	1
Warren Co. Ct.	5	29	764	0	133	7	275	209	159	452	6	66
<b>Statewide</b>	<b>196</b>	<b>879</b>	<b>13,565</b>	<b>23</b>	<b>3,131</b>	<b>161</b>	<b>7,715</b>	<b>2,769</b>	<b>324</b>	<b>6,212</b>	<b>12</b>	<b>885</b>

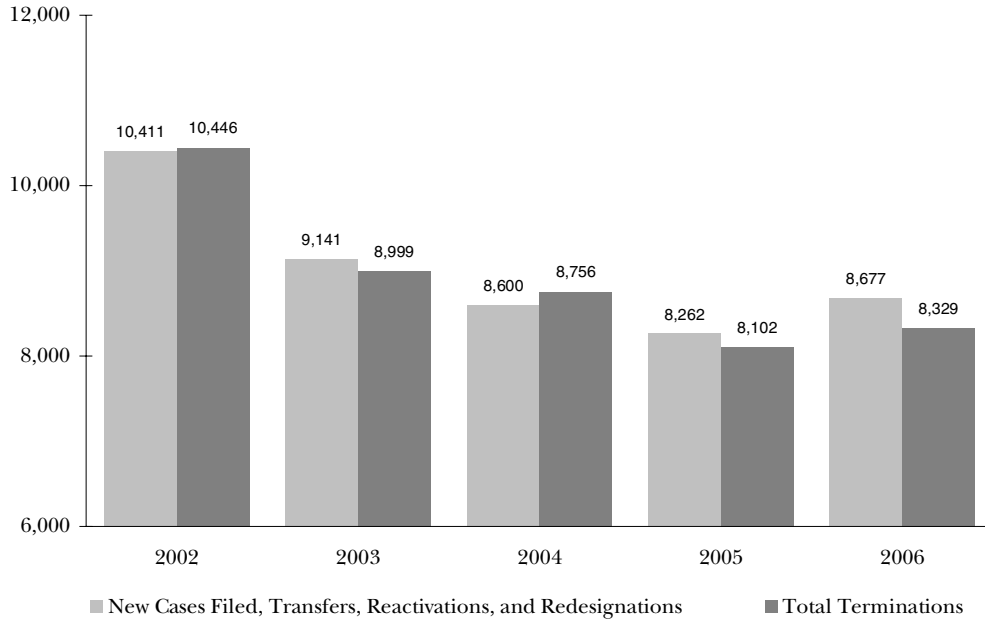
**County Courts**  
O.V.I. Overall Caseloads  
2006

<b>Court</b>	<b>Cases Pending January 1</b>	<b>New Filings</b>	<b>Reactivations and Transfers</b>	<b>Total Cases</b>	<b>Total Terminations</b>	<b>Clearance Rate</b>	<b>Cases Pending December 31</b>	<b>Cases Pending Beyond Time Guidelines</b>
Adams Co. Ct.	57	175	22	254	205	104%	49	6
Ashtabula Co. Ct. E	47	247	23	317	233	86%	84	11
Ashtabula Co. Ct. W	72	306	22	400	318	97%	82	3
Belmont Co. Ct. E	36	198	2	236	199	100%	37	1
Belmont Co. Ct. N	24	274	0	298	288	105%	10	0
Belmont Co. Ct. W	15	268	0	283	250	93%	33	1
Butler Co. Ct. #1	40	226	14	280	222	93%	58	0
Butler Co. Ct. #2	117	334	4	455	278	82%	177	0
Butler Co. Ct. #3	174	554	48	776	631	105%	145	0
Carroll Co. Ct.	29	174	3	206	177	100%	29	0
Erie Co. Ct.	22	114	6	142	119	99%	23	0
Fulton Co. Ct. E	33	155	3	191	145	92%	46	12
Fulton Co. Ct. W	14	102	4	120	101	95%	19	12
Harrison Co. Ct.	15	114	3	132	110	94%	22	1
Highland Co. Ct.	13	45	10	68	54	98%	14	0
Holmes County Ct.	33	134	1	168	104	77%	64	0
Jefferson Co. Ct. #1	30	208	7	245	188	87%	57	4
Jefferson Co. Ct. #2	30	129	5	164	132	99%	32	0
Jefferson Co. Ct. #3	17	96	0	113	89	93%	24	1
Mahoning Co. Ct. #2	146	356	48	550	439	109%	111	20
Mahoning Co. Ct. #3	44	188	10	242	181	91%	61	6
Mahoning Co. Ct. #4	109	416	50	575	398	85%	177	7
Mahoning Co. Ct. #5	41	205	29	275	239	102%	36	4
Meigs Co. Ct.	20	118	6	144	115	93%	29	1
Monroe Co. Ct.	12	60	1	73	59	97%	14	1
Montgomery Co. Ct. #1	41	215	58	314	241	88%	73	0
Montgomery Co. Ct. #2	31	157	21	209	177	99%	32	0
Morgan Co. Ct.	13	84	1	98	93	109%	5	0
Muskingum Co. Ct.	59	357	6	422	377	104%	45	1
Noble Co. Ct.	10	59	0	69	62	105%	7	1
Paulding Co. Ct.	27	199	6	232	164	80%	68	9
Perry Co. Ct.	17	128	3	148	128	98%	20	2
Pike Co. Ct.	34	252	24	310	248	90%	62	25
Putnam Co. Ct.	38	221	1	260	216	97%	44	0
Sandusky Co. Ct. #1	28	147	3	178	146	97%	32	0
Sandusky Co. Ct. #2	30	73	4	107	91	118%	16	0
Trumbull Co. Ct. C	39	116	3	158	121	102%	37	1
Trumbull Co. Ct. E	25	58	4	87	63	102%	24	12
Tuscarawas Co. Ct.	40	274	15	329	254	88%	75	6
Vinton Co. Ct.	33	133	3	169	144	106%	25	7
Warren Co. Ct.	106	441	94	641	530	99%	111	2
<b>Statewide</b>	<b>1,761</b>	<b>8,110</b>	<b>567</b>	<b>10,438</b>	<b>8,329</b>	<b>96%</b>	<b>2,109</b>	<b>157</b>

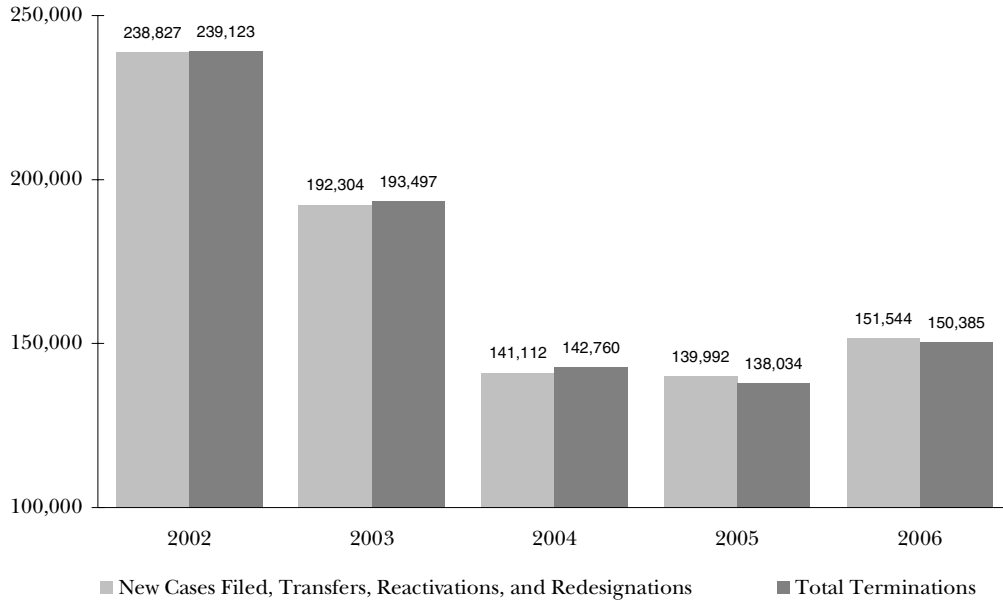
**County Courts**  
**O.V.I. Terminations**  
**2006**

<b>Court</b>	<b>Jury Trial</b>	<b>Court Trial</b>	<b>Guilty/No Contest to Original Charge Judge</b>	<b>Guilty/No Contest to Original Charge Magistrate</b>	<b>Guilty/No Contest to Reduced Charge</b>	<b>Dismissal: Lack of Speedy Trial</b>	<b>Other Dismissals</b>	<b>Transferred Out</b>	<b>Unavailability of Party</b>	<b>Bankruptcy Stay/Interlocutory Appeal</b>	<b>Other Terminations</b>
Adams Co. Ct.	0	0	93	0	79	3	10	0	20	0	0
Ashtabula Co. Ct. E	0	3	130	0	45	12	12	1	29	0	1
Ashtabula Co. Ct. W	0	0	193	0	72	1	9	0	35	0	8
Belmont Co. Ct. E	0	0	78	0	84	0	14	0	2	0	21
Belmont Co. Ct. N	0	27	174	3	57	0	11	0	13	0	3
Belmont Co. Ct. W	0	1	187	0	17	0	8	0	16	0	20
Butler Co. Ct. #1	0	3	115	0	65	0	11	9	19	0	0
Butler Co. Ct. #2	0	0	200	0	62	0	14	2	0	0	0
Butler Co. Ct. #3	19	17	394	0	94	0	11	10	83	0	3
Carroll Co. Ct.	0	0	137	0	26	0	9	0	4	0	0
Erie Co. Ct.	0	3	85	0	1	0	21	0	8	0	0
Fulton Co. Ct. E	1	0	61	0	36	4	6	0	1	0	36
Fulton Co. Ct. W	1	47	41	0	1	0	10	0	0	0	1
Harrison Co. Ct.	0	0	68	0	26	0	10	0	6	0	0
Highland Co. Ct.	1	0	30	0	14	0	1	0	5	0	3
Holmes County Ct.	0	53	53	0	1	0	0	0	0	0	1
Jefferson Co. Ct. #1	0	1	103	0	57	10	15	3	2	0	3
Jefferson Co. Ct. #2	3	0	58	0	28	5	13	17	5	2	1
Jefferson Co. Ct. #3	1	5	84	3	32	1	8	0	0	1	2
Mahoning Co. Ct. #2	0	0	110	0	73	2	131	0	96	0	17
Mahoning Co. Ct. #3	0	56	57	0	38	0	14	0	14	0	2
Mahoning Co. Ct. #4	0	0	249	0	193	4	31	0	32	0	18
Mahoning Co. Ct. #5	0	1	88	0	104	2	15	0	13	0	1
Meigs Co. Ct.	0	0	36	0	32	0	23	0	18	0	6
Monroe Co. Ct.	0	0	30	0	21	0	4	0	3	0	1
Montgomery Co. Ct. #1	0	1	133	0	53	0	11	1	36	0	6
Montgomery Co. Ct. #2	0	1	132	0	17	0	5	1	18	0	3
Morgan Co. Ct.	0	0	70	0	8	1	11	1	2	0	0
Muskingum Co. Ct.	1	3	350	0	9	0	6	1	4	0	3
Noble Co. Ct.	1	0	42	0	5	8	0	0	6	0	0
Paulding Co. Ct.	1	0	131	0	25	1	5	0	5	0	0
Perry Co. Ct.	2	1	104	0	8	0	9	0	2	0	2
Pike Co. Ct.	1	0	119	0	32	0	65	0	24	0	4
Putnam Co. Ct.	1	2	88	0	105	0	15	5	5	0	0
Sandusky Co. Ct. #1	0	0	119	0	19	0	1	0	6	0	2
Sandusky Co. Ct. #2	1	0	54	0	25	0	7	0	3	0	0
Trumbull Co. Ct. C	0	2	66	0	39	0	9	0	5	0	0
Trumbull Co. Ct. E	8	1	30	0	15	0	4	0	5	0	0
Tuscarawas Co. Ct.	0	0	164	0	43	0	29	0	18	0	0
Vinton Co. Ct.	3	73	38	3	0	1	19	0	7	0	0
Warren Co. Ct.	0	1	302	0	97	0	14	53	55	3	3
<b>Statewide</b>	<b>45</b>	<b>302</b>	<b>4,796</b>	<b>9</b>	<b>1,758</b>	<b>55</b>	<b>621</b>	<b>104</b>	<b>625</b>	<b>6</b>	<b>171</b>

**County Courts  
O.V.I. Cases  
2002 - 2006**



**County Courts  
Other Traffic Cases  
2002 - 2006**



**County Courts**  
Other Traffic Overall Caseloads  
2006

<b>Court</b>	<b>Cases Pending January 1</b>	<b>New Filings</b>	<b>Reactivations and Transfers</b>	<b>Total Cases</b>	<b>Total Terminations</b>	<b>Clearance Rate</b>	<b>Cases Pending December 31</b>	<b>Cases Pending Beyond Time Guidelines</b>
Adams Co. Ct.	223	4,738	235	5,196	4,914	99%	282	5
Ashtabula Co. Ct. E	199	4,433	257	4,889	4,611	98%	278	41
Ashtabula Co. Ct. W	306	4,260	33	4,599	4,338	101%	261	1
Belmont Co. Ct. E	168	2,284	2	2,454	2,239	98%	215	18
Belmont Co. Ct. N	56	1,701	0	1,757	1,686	99%	71	0
Belmont Co. Ct. W	345	3,416	0	3,761	3,321	97%	440	1
Butler Co. Ct. #1	272	3,424	114	3,810	3,495	99%	315	0
Butler Co. Ct. #2	1,243	5,243	196	6,682	5,137	94%	1,545	0
Butler Co. Ct. #3	886	8,851	687	10,424	9,462	99%	962	0
Carroll Co. Ct.	97	2,128	17	2,242	2,131	99%	111	2
Erie Co. Ct.	446	8,963	778	10,187	9,685	99%	502	1
Fulton Co. Ct. E	263	4,386	19	4,668	4,180	95%	488	12
Fulton Co. Ct. W	311	4,140	236	4,687	4,292	98%	395	12
Harrison Co. Ct.	62	2,058	157	2,277	2,183	99%	94	8
Highland Co. Ct.	52	434	34	520	503	107%	17	0
Holmes County Ct.	173	2,498	0	2,671	2,408	96%	263	0
Jefferson Co. Ct. #1	133	2,068	37	2,238	2,091	99%	147	2
Jefferson Co. Ct. #2	44	1,393	14	1,451	1,371	97%	80	10
Jefferson Co. Ct. #3	88	1,295	22	1,405	1,261	96%	144	22
Mahoning Co. Ct. #2	824	5,735	389	6,948	6,446	105%	502	20
Mahoning Co. Ct. #3	233	3,625	181	4,039	3,842	101%	197	19
Mahoning Co. Ct. #4	700	6,784	951	8,435	7,721	100%	714	38
Mahoning Co. Ct. #5	319	4,352	234	4,905	4,568	100%	337	18
Meigs Co. Ct.	195	2,285	32	2,512	2,320	100%	192	5
Monroe Co. Ct.	40	844	27	911	859	99%	52	2
Montgomery Co. Ct. #1	461	6,494	1,367	8,322	7,841	100%	481	0
Montgomery Co. Ct. #2	373	5,515	726	6,614	6,223	100%	391	0
Morgan Co. Ct.	25	585	15	625	593	99%	32	0
Muskingum Co. Ct.	268	7,246	14	7,528	7,264	100%	264	1
Noble Co. Ct.	82	1,269	1	1,352	1,267	100%	85	0
Paulding Co. Ct.	68	1,801	57	1,926	1,831	99%	95	30
Perry Co. Ct.	97	1,978	118	2,193	2,114	101%	79	1
Pike Co. Ct.	239	2,496	154	2,889	2,577	97%	312	187
Putnam Co. Ct.	96	2,883	11	2,990	2,850	98%	140	0
Sandusky Co. Ct. #1	313	5,068	274	5,655	5,344	100%	311	0
Sandusky Co. Ct. #2	307	4,428	184	4,919	4,611	100%	308	0
Trumbull Co. Ct. C	114	1,904	75	2,093	1,975	100%	118	2
Trumbull Co. Ct. E	87	596	24	707	616	99%	91	12
Tuscarawas Co. Ct.	108	2,229	41	2,378	2,234	98%	144	2
Vinton Co. Ct.	95	1,417	14	1,526	1,465	102%	61	5
Warren Co. Ct.	200	5,566	1,004	6,770	6,516	99%	254	3
Statewide	10,611	142,813	8,731	162,155	150,385	99%	11,770	480

**County Courts**  
Other Traffic Terminations  
2006

Court	Jury Trial	Court Trial	Guilty/No Contest to Original Charge Judge	Guilty/No Contest to Original Charge Magistrate	Guilty/No Contest to Reduced Charge	Dismissal: Lack of Speedy Trial	Other Dismissals	Violations Bureau	Transferred Out	Unavailability of Party	Bankruptcy Stay/Interlocutory Appeal	Other Terminations
Adams Co. Ct.	0	4	505	2	95	21	131	3,815	4	335	0	2
Ashtabula Co. Ct. E	4	11	396	0	152	10	111	3,477	0	436	0	14
Ashtabula Co. Ct. W	7	0	704	0	100	8	154	2,952	0	367	0	52
Belmont Co. Ct. E	0	9	210	0	68	2	73	1,759	0	105	0	12
Belmont Co. Ct. N	0	36	314	5	32	2	40	1,148	0	103	0	6
Belmont Co. Ct. W	0	11	253	0	35	0	37	2,710	0	264	0	11
Butler Co. Ct. #1	0	44	764	0	163	0	178	2,133	16	196	0	1
Butler Co. Ct. #2	3	9	961	0	319	0	135	3,421	8	280	0	1
Butler Co. Ct. #3	28	68	1,979	0	373	0	104	5,898	6	1,004	0	2
Carroll Co. Ct.	0	0	632	0	57	0	46	1,378	0	13	0	5
Erie Co. Ct.	0	56	666	0	8	0	71	7,882	0	1,002	0	0
Fulton Co. Ct. E	2	3	364	0	129	20	257	2,947	0	318	0	166
Fulton Co. Ct. W	3	156	349	1	0	4	86	3,420	0	262	0	11
Harrison Co. Ct.	0	0	182	0	130	0	58	1,646	0	167	0	0
Highland Co. Ct.	1	8	177	0	9	0	58	193	0	38	0	18
Holmes County Ct.	0	70	276	0	6	0	9	2,049	0	0	0	0
Jefferson Co. Ct. #1	0	1	526	1	11	9	80	1,280	1	179	0	4
Jefferson Co. Ct. #2	4	0	381	3	32	4	65	734	4	119	5	19
Jefferson Co. Ct. #3	14	6	360	13	22	6	11	846	0	43	0	0
Mahoning Co. Ct. #2	13	9	1,625	5	444	8	287	3,132	1	524	0	363
Mahoning Co. Ct. #3	0	216	571	4	132	0	70	2,613	0	64	0	171
Mahoning Co. Ct. #4	5	0	1,180	0	494	29	136	5,381	0	262	0	541
Mahoning Co. Ct. #5	0	0	543	0	285	4	102	3,179	0	415	0	4
Meigs Co. Ct.	0	0	314	0	30	0	33	1,706	0	209	0	28
Monroe Co. Ct.	0	3	82	0	9	0	9	705	0	48	0	3
Montgomery Co. Ct. #1	0	13	2,252	0	778	6	415	3,000	10	1,290	1	72
Montgomery Co. Ct. #2	0	18	2,677	4	125	2	300	2,285	5	765	2	40
Morgan Co. Ct.	0	1	159	0	15	1	40	358	0	19	0	0
Muskingum Co. Ct.	0	35	728	0	1	0	41	6,431	0	24	0	4
Noble Co. Ct.	0	0	82	0	8	12	0	1,061	0	107	0	0
Paulding Co. Ct.	0	0	154	0	25	1	39	1,563	0	51	0	0
Perry Co. Ct.	6	2	312	0	13	2	24	1,574	0	178	0	3
Pike Co. Ct.	0	1	1,217	1	20	0	113	990	0	227	0	4
Putnam Co. Ct.	2	14	483	0	71	1	163	2,062	9	50	0	4
Sandusky Co. Ct. #1	0	1	356	0	133	0	30	4,334	0	488	0	1
Sandusky Co. Ct. #2	2	1	333	1	264	7	57	3,605	0	342	0	1
Trumbull Co. Ct. C	1	0	344	0	58	1	62	1,372	0	137	0	0
Trumbull Co. Ct. E	13	1	325	0	13	2	10	205	0	47	0	0
Tuscarawas Co. Ct.	1	0	336	0	39	0	61	1,703	0	90	0	4
Vinton Co. Ct.	12	126	291	7	0	0	19	886	0	124	0	0
Warren Co. Ct.	2	43	1,033	0	195	18	80	3,958	71	1,100	0	22
Statewide	123	976	25,396	47	4,893	180	3,795	101,791	135	11,792	8	1,589



**County Courts**  
**Personal Injury and Property Damage Overall Caseloads**  
**2006**

<b>Court</b>	<b>Cases Pending January 1</b>	<b>New Filings</b>	<b>Reactivations and Transfers</b>	<b>Total Cases</b>	<b>Total Terminations</b>	<b>Clearance Rate</b>	<b>Cases Pending December 31</b>	<b>Cases Pending Beyond Time Guidelines</b>
Adams Co. Ct.	10	20	0	30	23	115%	7	0
Ashtabula Co. Ct. E	3	13	0	16	6	46%	10	0
Ashtabula Co. Ct. W	0	0	0	0	0	-	0	0
Belmont Co. Ct. E	4	9	0	13	8	89%	5	0
Belmont Co. Ct. N	6	9	0	15	11	122%	4	0
Belmont Co. Ct. W	2	13	0	15	14	108%	1	0
Butler Co. Ct. #1	1	13	0	14	10	77%	4	0
Butler Co. Ct. #2	4	7	0	11	5	71%	6	0
Butler Co. Ct. #3	28	28	1	57	38	131%	19	0
Carroll Co. Ct.	0	0	0	0	0	-	0	0
Erie Co. Ct.	2	6	0	8	8	133%	0	0
Fulton Co. Ct. E	0	7	0	7	5	71%	2	48
Fulton Co. Ct. W	0	0	0	0	0	-	0	48
Harrison Co. Ct.	1	11	0	12	11	100%	1	0
Highland Co. Ct.	2	7	0	9	7	100%	2	0
Holmes County Ct.	0	0	0	0	0	-	0	0
Jefferson Co. Ct. #1	0	0	0	0	0	-	0	0
Jefferson Co. Ct. #2	0	0	0	0	0	-	0	0
Jefferson Co. Ct. #3	0	0	0	0	0	-	0	0
Mahoning Co. Ct. #2	20	21	2	43	30	130%	13	0
Mahoning Co. Ct. #3	0	3	0	3	3	100%	0	0
Mahoning Co. Ct. #4	3	6	0	9	6	100%	3	0
Mahoning Co. Ct. #5	9	4	0	13	12	300%	1	0
Meigs Co. Ct.	9	9	0	18	13	144%	5	0
Monroe Co. Ct.	0	0	0	0	0	-	0	0
Montgomery Co. Ct. #1	12	34	1	47	36	103%	11	0
Montgomery Co. Ct. #2	19	23	2	44	28	112%	16	0
Morgan Co. Ct.	2	4	0	6	6	150%	0	0
Muskingum Co. Ct.	0	0	0	0	0	-	0	0
Noble Co. Ct.	1	3	0	4	3	100%	1	0
Paulding Co. Ct.	1	4	0	5	2	50%	3	0
Perry Co. Ct.	3	19	0	22	16	84%	6	0
Pike Co. Ct.	9	16	0	25	11	69%	14	3
Putnam Co. Ct.	0	0	0	0	0	-	0	0
Sandusky Co. Ct. #1	3	15	0	18	11	73%	7	0
Sandusky Co. Ct. #2	1	1	0	2	2	200%	0	0
Trumbull Co. Ct. C	7	9	0	16	9	100%	7	0
Trumbull Co. Ct. E	2	0	0	2	2	-	0	48
Tuscarawas Co. Ct.	0	0	0	0	0	-	0	0
Vinton Co. Ct.	0	0	0	0	0	-	0	0
Warren Co. Ct.	6	27	3	36	27	90%	9	0
<b>Statewide</b>	<b>170</b>	<b>341</b>	<b>9</b>	<b>520</b>	<b>363</b>	<b>104%</b>	<b>157</b>	<b>147</b>

**County Courts**  
**Personal Injury and Property Damage Terminations**  
**2006**

<b>Court</b>	<b>Jury Trial</b>	<b>Court Trial</b>	<b>Default Hearing by Judge</b>	<b>Default Hearing by Magistrate</b>	<b>Dismissal: Want of Prosecution</b>	<b>Other Dismissals</b>	<b>Transferred Out</b>	<b>Private Judge</b>	<b>Unavailability of Party</b>	<b>Bankruptcy Stay/Interlocutory Appeal</b>	<b>Other Terminations</b>
Adams Co. Ct.	0	0	18	0	5	0	0	0	0	0	0
Ashtabula Co. Ct. E	0	0	4	0	0	2	0	0	0	0	0
Ashtabula Co. Ct. W	0	0	0	0	0	0	0	0	0	0	0
Belmont Co. Ct. E	0	0	6	0	0	2	0	0	0	0	0
Belmont Co. Ct. N	0	0	10	0	0	1	0	0	0	0	0
Belmont Co. Ct. W	0	0	10	0	0	3	0	0	0	1	0
Butler Co. Ct. #1	0	0	8	1	0	0	0	0	0	0	1
Butler Co. Ct. #2	0	0	3	1	0	1	0	0	0	0	0
Butler Co. Ct. #3	0	0	19	4	0	14	0	0	0	0	1
Carroll Co. Ct.	0	0	0	0	0	0	0	0	0	0	0
Erie Co. Ct.	0	0	6	0	0	2	0	0	0	0	0
Fulton Co. Ct. E	0	0	0	0	0	1	0	0	0	0	4
Fulton Co. Ct. W	0	0	0	0	0	0	0	0	0	0	0
Harrison Co. Ct.	0	0	8	0	0	2	0	0	0	1	0
Highland Co. Ct.	0	2	4	0	0	1	0	0	0	0	0
Holmes County Ct.	0	0	0	0	0	0	0	0	0	0	0
Jefferson Co. Ct. #1	0	0	0	0	0	0	0	0	0	0	0
Jefferson Co. Ct. #2	0	0	0	0	0	0	0	0	0	0	0
Jefferson Co. Ct. #3	0	0	0	0	0	0	0	0	0	0	0
Mahoning Co. Ct. #2	0	2	12	1	0	13	0	0	0	0	1
Mahoning Co. Ct. #3	0	0	2	0	0	1	0	0	0	0	0
Mahoning Co. Ct. #4	1	0	2	0	0	4	0	0	0	0	0
Mahoning Co. Ct. #5	0	0	6	0	0	5	0	1	0	0	0
Meigs Co. Ct.	0	0	0	0	0	5	0	0	0	0	8
Monroe Co. Ct.	0	0	0	0	0	0	0	0	0	0	0
Montgomery Co. Ct. #1	0	2	23	0	0	6	0	0	0	0	5
Montgomery Co. Ct. #2	0	1	20	0	0	6	1	0	0	0	0
Morgan Co. Ct.	0	0	5	0	0	1	0	0	0	0	0
Muskingum Co. Ct.	0	0	0	0	0	0	0	0	0	0	0
Noble Co. Ct.	0	0	2	0	0	1	0	0	0	0	0
Paulding Co. Ct.	0	0	1	0	0	1	0	0	0	0	0
Perry Co. Ct.	0	0	10	0	0	4	0	0	0	1	1
Pike Co. Ct.	0	0	9	0	0	3	0	0	0	0	0
Putnam Co. Ct.	0	0	0	0	0	0	0	0	0	0	0
Sandusky Co. Ct. #1	0	0	8	0	0	3	0	0	0	0	0
Sandusky Co. Ct. #2	0	1	0	0	0	1	0	0	0	0	0
Trumbull Co. Ct. C	0	0	6	0	0	2	1	0	0	0	0
Trumbull Co. Ct. E	0	0	0	0	0	2	0	0	0	0	0
Tuscarawas Co. Ct.	0	0	0	0	0	0	0	0	0	0	0
Vinton Co. Ct.	0	0	0	0	0	0	0	0	0	0	0
Warren Co. Ct.	0	2	1	13	0	7	4	0	0	0	0
<b>Statewide</b>	<b>1</b>	<b>10</b>	<b>203</b>	<b>20</b>	<b>5</b>	<b>94</b>	<b>6</b>	<b>1</b>	<b>0</b>	<b>3</b>	<b>21</b>

**County Courts**  
**Contracts Overall Caseloads**  
**2006**

<b>Court</b>	<b>Cases Pending January 1</b>	<b>New Filings</b>	<b>Reactivations and Transfers</b>	<b>Total Cases</b>	<b>Total Terminations</b>	<b>Clearance Rate</b>	<b>Cases Pending December 31</b>	<b>Cases Pending Beyond Time Guidelines</b>
Adams Co. Ct.	122	413	0	535	408	99%	127	3
Ashtabula Co. Ct. E	87	249	1	337	122	49%	215	17
Ashtabula Co. Ct. W	193	407	3	603	407	99%	196	4
Belmont Co. Ct. E	72	281	1	354	269	95%	85	4
Belmont Co. Ct. N	62	243	0	305	225	93%	80	0
Belmont Co. Ct. W	81	423	0	504	385	91%	119	1
Butler Co. Ct. #1	70	452	3	525	303	67%	222	0
Butler Co. Ct. #2	148	331	5	484	329	98%	155	0
Butler Co. Ct. #3	292	578	20	890	599	100%	291	0
Carroll Co. Ct.	0	2	0	2	1	50%	1	0
Erie Co. Ct.	17	157	0	174	129	82%	45	0
Fulton Co. Ct. E	25	153	1	179	120	78%	59	24
Fulton Co. Ct. W	0	0	0	0	0	-	0	24
Harrison Co. Ct.	36	202	0	238	184	91%	54	0
Highland Co. Ct.	36	71	3	110	74	100%	36	0
Holmes County Ct.	79	296	0	375	278	94%	97	0
Jefferson Co. Ct. #1	87	176	1	264	169	95%	95	3
Jefferson Co. Ct. #2	103	285	3	391	258	90%	133	31
Jefferson Co. Ct. #3	55	203	0	258	177	87%	81	3
Mahoning Co. Ct. #2	180	665	17	862	642	94%	220	2
Mahoning Co. Ct. #3	86	208	5	299	228	107%	71	2
Mahoning Co. Ct. #4	253	405	16	674	455	108%	219	29
Mahoning Co. Ct. #5	172	259	17	448	329	119%	119	16
Meigs Co. Ct.	65	304	3	372	246	80%	126	4
Monroe Co. Ct.	0	0	0	0	0	-	0	0
Montgomery Co. Ct. #1	192	814	52	1,058	797	92%	261	0
Montgomery Co. Ct. #2	223	752	19	994	735	95%	259	0
Morgan Co. Ct.	25	159	4	188	139	85%	49	0
Muskingum Co. Ct.	181	787	0	968	741	94%	227	0
Noble Co. Ct.	29	99	1	129	83	83%	46	0
Paulding Co. Ct.	17	38	0	55	51	134%	4	0
Perry Co. Ct.	103	480	0	583	458	95%	125	0
Pike Co. Ct.	209	546	0	755	509	93%	246	28
Putnam Co. Ct.	85	344	2	431	335	97%	96	1
Sandusky Co. Ct. #1	41	229	0	270	212	93%	58	0
Sandusky Co. Ct. #2	64	139	0	203	155	112%	48	0
Trumbull Co. Ct. C	63	211	2	276	197	92%	79	0
Trumbull Co. Ct. E	67	223	1	291	191	85%	100	24
Tuscarawas Co. Ct.	100	392	0	492	359	92%	133	0
Vinton Co. Ct.	0	0	0	0	0	-	0	0
Warren Co. Ct.	270	653	17	940	729	109%	211	0
<b>Statewide</b>	<b>3,990</b>	<b>12,629</b>	<b>197</b>	<b>16,816</b>	<b>12,028</b>	<b>94%</b>	<b>4,788</b>	<b>220</b>

**County Courts**  
**Contracts Terminations**  
**2006**

<b>Court</b>	<b>Jury Trial</b>	<b>Court Trial</b>	<b>Default Hearing by Judge</b>	<b>Default Hearing by Magistrate</b>	<b>Dismissal: Want of Prosecution</b>	<b>Other Dismissals</b>	<b>Transferred Out</b>	<b>Private Judge</b>	<b>Unavailability of Party</b>	<b>Bankruptcy Stay/Interlocutory Appeal</b>	<b>Other Terminations</b>
Adams Co. Ct.	0	0	323	0	74	1	0	0	0	10	0
Ashtabula Co. Ct. E	0	2	96	0	0	16	1	0	2	2	2
Ashtabula Co. Ct. W	2	0	352	0	14	11	0	0	0	12	20
Belmont Co. Ct. E	0	0	213	0	0	51	0	0	0	0	5
Belmont Co. Ct. N	0	0	166	0	0	51	0	0	0	6	2
Belmont Co. Ct. W	0	0	286	0	0	87	0	0	0	10	2
Butler Co. Ct. #1	7	5	238	5	0	43	1	0	3	0	1
Butler Co. Ct. #2	0	0	195	3	0	125	0	0	0	1	5
Butler Co. Ct. #3	0	1	370	35	0	176	0	0	0	4	13
Carroll Co. Ct.	0	0	0	0	0	1	0	0	0	0	0
Erie Co. Ct.	0	1	105	0	0	23	0	0	0	0	0
Fulton Co. Ct. E	0	0	0	0	0	18	0	0	0	0	102
Fulton Co. Ct. W	0	0	0	0	0	0	0	0	0	0	0
Harrison Co. Ct.	0	2	142	0	0	38	0	0	0	2	0
Highland Co. Ct.	0	5	56	0	0	12	0	0	0	0	1
Holmes County Ct.	0	0	233	0	0	43	0	0	0	1	1
Jefferson Co. Ct. #1	0	0	133	0	0	18	0	0	17	0	1
Jefferson Co. Ct. #2	0	0	31	0	0	225	0	0	0	0	0
Jefferson Co. Ct. #3	0	0	141	0	0	5	0	0	27	2	0
Mahoning Co. Ct. #2	1	4	485	5	0	96	0	0	20	0	12
Mahoning Co. Ct. #3	0	8	158	0	0	56	0	0	0	2	1
Mahoning Co. Ct. #4	0	10	322	14	0	87	0	0	1	9	18
Mahoning Co. Ct. #5	0	17	202	0	0	88	0	0	1	6	5
Meigs Co. Ct.	0	0	20	0	1	214	0	0	0	2	9
Monroe Co. Ct.	0	0	0	0	0	0	0	0	0	0	0
Montgomery Co. Ct. #1	2	17	622	0	3	117	1	0	0	9	26
Montgomery Co. Ct. #2	2	15	579	0	16	101	2	0	0	9	11
Morgan Co. Ct.	0	1	88	0	11	38	0	0	0	1	0
Muskingum Co. Ct.	0	0	690	0	3	45	0	0	0	0	3
Noble Co. Ct.	0	3	71	0	0	13	0	0	0	1	1
Paulding Co. Ct.	0	0	42	0	0	9	0	0	0	0	0
Perry Co. Ct.	0	0	348	2	35	51	0	0	0	6	16
Pike Co. Ct.	0	0	440	0	0	65	0	0	0	4	0
Putnam Co. Ct.	0	0	249	0	0	61	0	0	0	0	24
Sandusky Co. Ct. #1	0	0	174	0	0	32	0	0	0	2	4
Sandusky Co. Ct. #2	0	4	113	0	0	38	0	0	0	0	0
Trumbull Co. Ct. C	0	4	135	1	12	44	0	0	0	1	0
Trumbull Co. Ct. E	1	11	135	0	7	30	2	0	1	2	0
Tuscarawas Co. Ct.	0	1	296	0	0	55	0	0	0	2	5
Vinton Co. Ct.	0	0	0	0	0	0	0	0	0	0	0
Warren Co. Ct.	0	49	6	482	0	161	19	0	8	1	0
<b>Statewide</b>	<b>15</b>	<b>160</b>	<b>8,255</b>	<b>547</b>	<b>176</b>	<b>2,345</b>	<b>26</b>	<b>0</b>	<b>80</b>	<b>107</b>	<b>290</b>

**County Courts**  
**F.E.D. Overall Caseloads**  
**2006**

<b>Court</b>	<b>Cases Pending January 1</b>	<b>New Filings</b>	<b>Reactivations and Transfers</b>	<b>Total Cases</b>	<b>Total Terminations</b>	<b>Clearance Rate</b>	<b>Cases Pending December 31</b>	<b>Cases Pending Beyond Time Guidelines</b>
Adams Co. Ct.	11	128	0	139	117	91%	22	1
Ashtabula Co. Ct. E	12	54	0	66	37	69%	29	2
Ashtabula Co. Ct. W	45	168	9	222	192	108%	30	0
Belmont Co. Ct. E	5	77	0	82	72	94%	10	1
Belmont Co. Ct. N	8	88	0	96	86	98%	10	0
Belmont Co. Ct. W	6	41	0	47	36	88%	11	0
Butler Co. Ct. #1	12	70	1	83	54	76%	29	0
Butler Co. Ct. #2	99	519	3	621	516	99%	105	0
Butler Co. Ct. #3	173	855	3	1,031	840	98%	191	0
Carroll Co. Ct.	8	62	0	70	62	100%	8	0
Erie Co. Ct.	0	18	0	18	17	94%	1	0
Fulton Co. Ct. E	19	54	0	73	55	102%	18	24
Fulton Co. Ct. W	9	80	0	89	85	106%	4	24
Harrison Co. Ct.	3	39	0	42	38	97%	4	0
Highland Co. Ct.	11	72	0	83	73	101%	10	0
Holmes County Ct.	5	39	1	45	25	63%	20	0
Jefferson Co. Ct. #1	25	57	0	82	63	111%	19	4
Jefferson Co. Ct. #2	2	53	0	55	51	96%	4	1
Jefferson Co. Ct. #3	3	17	0	20	14	82%	6	1
Mahoning Co. Ct. #2	35	191	6	232	197	100%	35	0
Mahoning Co. Ct. #3	21	43	1	65	53	120%	12	1
Mahoning Co. Ct. #4	174	252	3	429	293	115%	136	31
Mahoning Co. Ct. #5	10	27	2	39	29	100%	10	6
Meigs Co. Ct.	11	82	0	93	82	100%	11	0
Monroe Co. Ct.	0	0	0	0	0	-	0	0
Montgomery Co. Ct. #1	87	664	23	774	464	68%	310	0
Montgomery Co. Ct. #2	29	499	6	534	362	72%	172	0
Morgan Co. Ct.	7	33	0	40	36	109%	4	0
Muskingum Co. Ct.	15	121	0	136	123	102%	13	0
Noble Co. Ct.	1	5	0	6	4	80%	2	0
Paulding Co. Ct.	5	26	0	31	26	100%	5	0
Perry Co. Ct.	20	168	0	188	165	98%	23	0
Pike Co. Ct.	121	96	0	217	105	109%	112	33
Putnam Co. Ct.	2	46	1	49	46	98%	3	0
Sandusky Co. Ct. #1	11	59	0	70	67	114%	3	0
Sandusky Co. Ct. #2	8	15	0	23	19	127%	4	0
Trumbull Co. Ct. C	16	52	0	68	51	98%	17	0
Trumbull Co. Ct. E	7	52	0	59	43	83%	16	24
Tuscarawas Co. Ct.	20	193	0	213	192	99%	21	0
Vinton Co. Ct.	5	24	1	30	24	96%	6	0
Warren Co. Ct.	29	178	0	207	187	105%	20	0
<b>Statewide</b>	<b>1,090</b>	<b>5,317</b>	<b>60</b>	<b>6,467</b>	<b>5,001</b>	<b>93%</b>	<b>1,466</b>	<b>153</b>

**County Courts**  
F.E.D. Terminations  
2006

<b>Court</b>	<b>Jury Trial</b>	<b>Court Trial</b>	<b>Default Hearing by Judge</b>	<b>Default Hearing by Magistrate</b>	<b>Dismissal: Want of Prosecution</b>	<b>Other Dismissals</b>	<b>Transferred Out</b>	<b>Private Judge</b>	<b>Unavailability of Party</b>	<b>Bankruptcy Stay/Interlocutory Appeal</b>	<b>Other Terminations</b>
Adams Co. Ct.	0	0	78	0	39	0	0	0	0	0	0
Ashtabula Co. Ct. E	0	0	27	0	0	9	0	0	0	0	1
Ashtabula Co. Ct. W	0	0	178	0	0	5	0	0	0	0	9
Belmont Co. Ct. E	0	0	50	0	0	18	0	0	0	0	4
Belmont Co. Ct. N	0	0	63	0	0	22	0	0	1	0	0
Belmont Co. Ct. W	0	0	22	0	0	12	0	0	0	0	2
Butler Co. Ct. #1	0	0	1	43	0	10	0	0	0	0	0
Butler Co. Ct. #2	0	0	9	128	0	375	0	0	0	2	2
Butler Co. Ct. #3	0	0	8	269	0	560	1	0	0	1	1
Carroll Co. Ct.	0	0	33	0	0	29	0	0	0	0	0
Erie Co. Ct.	0	0	15	0	0	2	0	0	0	0	0
Fulton Co. Ct. E	0	0	0	0	0	23	0	0	0	0	32
Fulton Co. Ct. W	0	0	63	0	0	21	0	0	0	0	1
Harrison Co. Ct.	0	0	25	0	0	13	0	0	0	0	0
Highland Co. Ct.	0	0	47	0	0	24	0	0	0	0	2
Holmes County Ct.	0	0	16	0	0	9	0	0	0	0	0
Jefferson Co. Ct. #1	0	0	50	0	0	8	0	0	2	0	2
Jefferson Co. Ct. #2	0	0	38	0	0	10	0	0	0	0	0
Jefferson Co. Ct. #3	0	0	9	0	0	0	0	0	4	1	0
Mahoning Co. Ct. #2	0	1	112	13	0	67	0	0	1	0	2
Mahoning Co. Ct. #3	0	0	24	0	0	26	0	0	0	0	2
Mahoning Co. Ct. #4	0	0	127	21	0	132	0	0	4	4	5
Mahoning Co. Ct. #5	0	0	17	0	0	9	0	0	0	0	2
Meigs Co. Ct.	0	0	61	0	0	18	0	0	0	1	2
Monroe Co. Ct.	0	0	0	0	0	0	0	0	0	0	0
Montgomery Co. Ct. #1	0	56	85	6	10	161	1	0	1	0	144
Montgomery Co. Ct. #2	0	4	156	0	16	181	1	0	0	3	1
Morgan Co. Ct.	0	15	4	0	0	16	0	0	0	0	1
Muskingum Co. Ct.	0	0	123	0	0	0	0	0	0	0	0
Noble Co. Ct.	0	4	0	0	0	1	0	0	0	0	0
Paulding Co. Ct.	0	0	19	0	0	6	0	0	0	0	1
Perry Co. Ct.	0	0	106	1	31	26	0	0	0	0	1
Pike Co. Ct.	0	0	54	0	0	50	0	0	0	0	1
Putnam Co. Ct.	0	0	1	0	0	7	1	0	0	0	38
Sandusky Co. Ct. #1	0	0	35	0	0	32	0	0	0	0	0
Sandusky Co. Ct. #2	0	0	12	0	1	6	0	0	0	0	0
Trumbull Co. Ct. C	0	0	15	0	7	28	0	0	1	0	0
Trumbull Co. Ct. E	0	0	21	0	1	21	0	0	0	0	0
Tuscarawas Co. Ct.	0	0	97	0	0	95	0	0	0	0	0
Vinton Co. Ct.	0	0	21	0	0	2	0	0	0	0	1
Warren Co. Ct.	0	0	2	142	0	43	0	0	0	0	0
<b>Statewide</b>	<b>0</b>	<b>80</b>	<b>1,824</b>	<b>623</b>	<b>105</b>	<b>2,077</b>	<b>4</b>	<b>0</b>	<b>14</b>	<b>12</b>	<b>257</b>

**County Courts**  
Other Civil Overall Caseloads  
2006

<b>Court</b>	<b>Cases Pending January 1</b>	<b>New Filings</b>	<b>Reactivations and Transfers</b>	<b>Total Cases</b>	<b>Total Terminations</b>	<b>Clearance Rate</b>	<b>Cases Pending December 31</b>	<b>Cases Pending Beyond Time Guidelines</b>
Adams Co. Ct.	10	24	0	34	25	104%	9	3
Ashtabula Co. Ct. E	19	87	0	106	66	76%	40	2
Ashtabula Co. Ct. W	6	28	0	34	31	111%	3	0
Belmont Co. Ct. E	2	14	0	16	14	100%	2	1
Belmont Co. Ct. N	2	5	0	7	7	140%	0	0
Belmont Co. Ct. W	0	0	0	0	0	-	0	0
Butler Co. Ct. #1	4	9	0	13	5	56%	8	0
Butler Co. Ct. #2	21	44	0	65	39	89%	26	0
Butler Co. Ct. #3	81	51	1	133	42	81%	91	0
Carroll Co. Ct.	105	329	0	434	329	100%	105	0
Erie Co. Ct.	10	58	0	68	57	98%	11	0
Fulton Co. Ct. E	58	199	0	257	211	106%	46	24
Fulton Co. Ct. W	88	465	1	554	445	95%	109	24
Harrison Co. Ct.	0	4	0	4	3	75%	1	0
Highland Co. Ct.	3	5	0	8	5	100%	3	0
Holmes County Ct.	2	17	0	19	11	65%	8	0
Jefferson Co. Ct. #1	0	2	0	2	0	0%	2	0
Jefferson Co. Ct. #2	0	1	0	1	0	0%	1	0
Jefferson Co. Ct. #3	3	4	0	7	5	125%	2	1
Mahoning Co. Ct. #2	15	79	0	94	81	103%	13	1
Mahoning Co. Ct. #3	5	6	0	11	10	167%	1	0
Mahoning Co. Ct. #4	7	29	0	36	31	107%	5	0
Mahoning Co. Ct. #5	1	23	0	24	18	78%	6	0
Meigs Co. Ct.	3	6	0	9	5	83%	4	0
Monroe Co. Ct.	48	170	0	218	159	94%	59	0
Montgomery Co. Ct. #1	3	48	0	51	28	58%	23	0
Montgomery Co. Ct. #2	1	40	0	41	35	88%	6	0
Morgan Co. Ct.	1	7	0	8	8	114%	0	0
Muskingum Co. Ct.	4	32	0	36	34	106%	2	0
Noble Co. Ct.	1	0	0	1	1	-	0	0
Paulding Co. Ct.	35	147	8	190	124	80%	66	4
Perry Co. Ct.	4	23	0	27	26	113%	1	0
Pike Co. Ct.	20	15	0	35	20	133%	15	11
Putnam Co. Ct.	0	6	0	6	6	100%	0	0
Sandusky Co. Ct. #1	1	14	0	15	14	100%	1	0
Sandusky Co. Ct. #2	6	10	0	16	12	120%	4	0
Trumbull Co. Ct. C	0	1	0	1	1	100%	0	0
Trumbull Co. Ct. E	1	3	0	4	2	67%	2	24
Tuscarawas Co. Ct.	0	3	0	3	3	100%	0	0
Vinton Co. Ct.	43	198	2	243	176	88%	67	0
Warren Co. Ct.	3	40	0	43	39	98%	4	0
<b>Statewide</b>	<b>616</b>	<b>2,246</b>	<b>12</b>	<b>2,874</b>	<b>2,128</b>	<b>94%</b>	<b>746</b>	<b>95</b>

**County Courts**  
Other Civil Terminations  
2006

Court	Jury Trial	Court Trial	Default Hearing by Judge	Default Hearing by Magistrate	Dismissal: Want of Prosecution	Other Dismissals	Transferred Out	Private Judge	Unavailability of Party	Bankruptcy Stay/Interlocutory Appeal	Other Terminations
Adams Co. Ct.	0	0	23	0	2	0	0	0	0	0	0
Ashtabula Co. Ct. E	1	3	50	0	0	12	0	0	0	0	0
Ashtabula Co. Ct. W	0	0	23	0	0	0	0	0	0	0	8
Belmont Co. Ct. E	0	0	14	0	0	0	0	0	0	0	0
Belmont Co. Ct. N	0	0	1	0	0	3	0	0	0	0	3
Belmont Co. Ct. W	0	0	0	0	0	0	0	0	0	0	0
Butler Co. Ct. #1	0	0	4	0	0	1	0	0	0	0	0
Butler Co. Ct. #2	0	0	34	0	0	4	1	0	0	0	0
Butler Co. Ct. #3	0	0	33	1	0	8	0	0	0	0	0
Carroll Co. Ct.	0	0	245	0	0	77	0	0	0	6	1
Erie Co. Ct.	1	0	49	0	0	7	0	0	0	0	0
Fulton Co. Ct. E	0	0	1	0	0	34	0	0	0	0	176
Fulton Co. Ct. W	0	0	357	0	1	87	0	0	0	0	0
Harrison Co. Ct.	0	0	3	0	0	0	0	0	0	0	0
Highland Co. Ct.	0	0	3	0	0	0	0	0	0	0	2
Holmes County Ct.	0	0	11	0	0	0	0	0	0	0	0
Jefferson Co. Ct. #1	0	0	0	0	0	0	0	0	0	0	0
Jefferson Co. Ct. #2	0	0	0	0	0	0	0	0	0	0	0
Jefferson Co. Ct. #3	0	0	4	0	0	0	0	0	0	0	1
Mahoning Co. Ct. #2	1	0	48	2	0	22	0	0	0	0	8
Mahoning Co. Ct. #3	0	0	4	0	0	5	0	0	0	0	1
Mahoning Co. Ct. #4	0	0	20	1	0	3	0	0	0	0	7
Mahoning Co. Ct. #5	0	0	0	0	0	4	0	0	0	0	14
Meigs Co. Ct.	0	0	2	0	0	2	0	0	0	0	1
Monroe Co. Ct.	0	0	0	0	0	8	0	0	0	0	151
Montgomery Co. Ct. #1	0	0	0	0	0	0	0	0	0	0	28
Montgomery Co. Ct. #2	0	0	11	0	0	0	0	0	0	0	24
Morgan Co. Ct.	0	1	6	0	0	1	0	0	0	0	0
Muskingum Co. Ct.	0	0	33	0	0	1	0	0	0	0	0
Noble Co. Ct.	0	0	0	0	0	1	0	0	0	0	0
Paulding Co. Ct.	0	0	95	0	0	27	0	0	0	2	0
Perry Co. Ct.	0	0	18	0	3	3	0	0	0	0	2
Pike Co. Ct.	0	0	18	0	0	2	0	0	0	0	0
Putnam Co. Ct.	0	0	0	0	0	1	0	0	0	0	5
Sandusky Co. Ct. #1	0	0	13	0	0	0	0	0	0	0	1
Sandusky Co. Ct. #2	0	0	10	0	0	2	0	0	0	0	0
Trumbull Co. Ct. C	0	0	1	0	0	0	0	0	0	0	0
Trumbull Co. Ct. E	0	0	1	0	0	0	0	0	0	1	0
Tuscarawas Co. Ct.	0	0	2	0	0	0	0	0	0	0	1
Vinton Co. Ct.	0	3	140	0	0	21	0	0	12	0	0
Warren Co. Ct.	0	1	0	35	0	2	0	0	0	0	1
Statewide	3	8	1,277	39	6	338	1	0	12	9	435



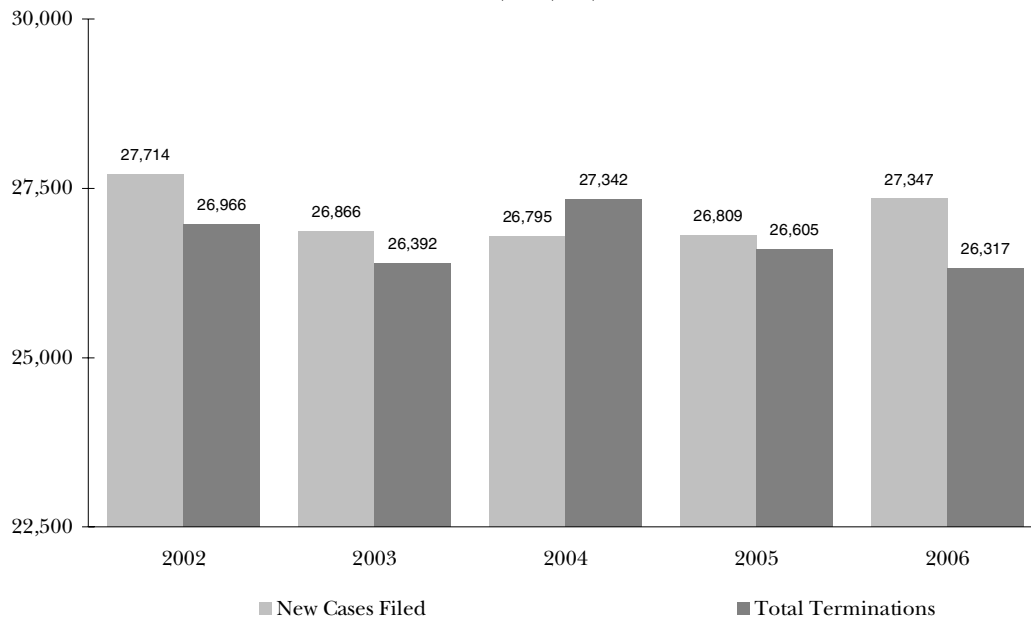
**County Courts**  
Small Claims Overall Caseloads  
2006

<b>Court</b>	<b>Cases Pending January 1</b>	<b>New Filings</b>	<b>Reactivations and Transfers</b>	<b>Total Cases</b>	<b>Total Terminations</b>	<b>Clearance Rate</b>	<b>Cases Pending December 31</b>	<b>Cases Pending Beyond Time Guidelines</b>
Adams Co. Ct.	24	40	0	64	57	143%	7	3
Ashtabula Co. Ct. E	33	203	0	236	91	45%	145	58
Ashtabula Co. Ct. W	39	132	1	172	146	110%	26	0
Belmont Co. Ct. E	38	229	0	267	216	94%	51	13
Belmont Co. Ct. N	114	318	0	432	388	122%	44	0
Belmont Co. Ct. W	26	243	0	269	238	98%	31	2
Butler Co. Ct. #1	48	161	1	210	161	99%	49	0
Butler Co. Ct. #2	22	120	0	142	93	78%	49	0
Butler Co. Ct. #3	79	204	2	285	201	98%	84	0
Carroll Co. Ct.	16	267	0	283	243	91%	40	0
Erie Co. Ct.	1	29	0	30	28	97%	2	0
Fulton Co. Ct. E	56	349	1	406	315	90%	91	6
Fulton Co. Ct. W	82	495	1	578	512	103%	66	6
Harrison Co. Ct.	14	71	0	85	75	106%	10	0
Highland Co. Ct.	6	49	0	55	52	106%	3	0
Holmes County Ct.	65	638	0	703	556	87%	147	0
Jefferson Co. Ct. #1	13	91	0	104	90	99%	14	1
Jefferson Co. Ct. #2	11	95	0	106	84	88%	22	7
Jefferson Co. Ct. #3	10	43	2	55	40	89%	15	0
Mahoning Co. Ct. #2	73	430	8	511	411	94%	100	18
Mahoning Co. Ct. #3	22	40	0	62	54	135%	8	1
Mahoning Co. Ct. #4	119	233	3	355	283	120%	72	27
Mahoning Co. Ct. #5	88	149	6	243	188	121%	55	22
Meigs Co. Ct.	18	114	0	132	110	96%	22	5
Monroe Co. Ct.	12	96	0	108	96	100%	12	0
Montgomery Co. Ct. #1	35	184	1	220	190	103%	30	0
Montgomery Co. Ct. #2	50	201	1	252	216	107%	36	0
Morgan Co. Ct.	9	22	0	31	21	95%	10	0
Muskingum Co. Ct.	2	109	0	111	101	93%	10	0
Noble Co. Ct.	1	44	0	45	43	98%	2	0
Paulding Co. Ct.	12	228	1	241	203	89%	38	2
Perry Co. Ct.	16	153	0	169	154	101%	15	0
Pike Co. Ct.	119	60	0	179	141	235%	38	18
Putnam Co. Ct.	15	92	0	107	92	100%	15	0
Sandusky Co. Ct. #1	25	141	0	166	150	106%	16	0
Sandusky Co. Ct. #2	11	54	0	65	60	111%	5	0
Trumbull Co. Ct. C	25	122	0	147	111	91%	36	0
Trumbull Co. Ct. E	33	185	0	218	189	102%	29	6
Tuscarawas Co. Ct.	26	127	0	153	130	102%	23	0
Vinton Co. Ct.	20	99	3	122	105	103%	17	1
Warren Co. Ct.	37	154	0	191	163	106%	28	3
<b>Statewide</b>	<b>1,465</b>	<b>6,814</b>	<b>31</b>	<b>8,310</b>	<b>6,797</b>	<b>99%</b>	<b>1,513</b>	<b>199</b>


**County Courts**  
**Small Claims Terminations**  
**2006**

<b>Court</b>	<b>Hearing by Judge</b>	<b>Hearing by Magistrate</b>	<b>Transfer to Regular Civil Docket</b>	<b>Dismissal: Want of Prosecution</b>	<b>Other Dismissals</b>	<b>Unavailability of Party</b>	<b>Bankruptcy Stay/Interlocutory Appeal</b>	<b>Other Terminations</b>
Adams Co. Ct.	43	0	0	12	0	0	0	2
Ashtabula Co. Ct. E	62	0	1	1	27	0	0	0
Ashtabula Co. Ct. W	81	0	0	9	40	4	0	12
Belmont Co. Ct. E	156	0	0	0	49	0	0	11
Belmont Co. Ct. N	267	0	0	0	64	45	5	7
Belmont Co. Ct. W	146	0	0	0	86	0	0	6
Butler Co. Ct. #1	3	85	0	0	55	15	0	3
Butler Co. Ct. #2	2	43	4	0	42	0	0	2
Butler Co. Ct. #3	3	115	11	0	68	0	0	4
Carroll Co. Ct.	144	0	0	0	99	0	0	0
Erie Co. Ct.	21	0	0	0	7	0	0	0
Fulton Co. Ct. E	3	0	0	0	93	1	0	218
Fulton Co. Ct. W	380	0	0	0	129	0	0	3
Harrison Co. Ct.	59	0	0	0	16	0	0	0
Highland Co. Ct.	34	0	0	0	16	0	0	2
Holmes County Ct.	360	0	0	0	196	0	0	0
Jefferson Co. Ct. #1	62	0	0	0	24	3	0	1
Jefferson Co. Ct. #2	54	0	3	0	26	1	0	0
Jefferson Co. Ct. #3	26	0	1	0	3	10	0	0
Mahoning Co. Ct. #2	228	62	0	0	109	3	0	9
Mahoning Co. Ct. #3	42	0	1	0	10	0	0	1
Mahoning Co. Ct. #4	112	70	0	0	77	1	6	17
Mahoning Co. Ct. #5	114	2	3	0	60	1	0	8
Meigs Co. Ct.	72	0	0	0	30	0	2	6
Monroe Co. Ct.	0	0	0	0	10	0	0	86
Montgomery Co. Ct. #1	44	0	44	4	45	0	0	53
Montgomery Co. Ct. #2	126	0	8	12	67	0	2	1
Morgan Co. Ct.	10	0	0	0	9	0	0	2
Muskingum Co. Ct.	101	0	0	0	0	0	0	0
Noble Co. Ct.	6	0	33	0	4	0	0	0
Paulding Co. Ct.	153	0	0	0	49	0	1	0
Perry Co. Ct.	101	5	2	40	4	0	1	1
Pike Co. Ct.	53	0	0	0	81	1	3	3
Putnam Co. Ct.	64	0	0	0	27	0	0	1
Sandusky Co. Ct. #1	109	0	0	0	38	0	2	1
Sandusky Co. Ct. #2	37	0	0	0	23	0	0	0
Trumbull Co. Ct. C	70	0	1	5	35	0	0	0
Trumbull Co. Ct. E	134	0	0	16	39	0	0	0
Tuscarawas Co. Ct.	100	0	0	0	29	0	0	1
Vinton Co. Ct.	78	0	0	0	22	5	0	0
Warren Co. Ct.	1	139	0	0	23	0	0	0
<b>Statewide</b>	<b>3,661</b>	<b>521</b>	<b>112</b>	<b>99</b>	<b>1,831</b>	<b>90</b>	<b>22</b>	<b>461</b>

**County Courts**  
All Civil Cases  
2002 - 2006



# Definitions



Fairfield County Courthouse ■ Lancaster

## Definitions

The following definitions are adapted from the implementation manual published pursuant to the *Supreme Court Rules of Superintendence*. They apply only to terms that are found both on the report forms submitted to the Supreme Court of Ohio and on the summary tables included in the *Ohio Courts Summary*.

### Courts of Common Pleas Only

*The following definitions apply to courts of common pleas only*

**Admission** Uncontested cases terminated by admission, default, or agreement.

**Adult Cases R.C. 2919.24** Juvenile court cases brought against an adult who is the defendant accused of contributing to the neglect, unruliness, or delinquency of a minor.

**All Others** Any case that cannot appropriately be recorded in a listed category.

**Bankruptcy Stay/Interlocutory Appeal** Cases in which a bankruptcy stay has been issued or an interlocutory appeal taken. Once the stay is removed or the case remanded, the case is reactivated.

**Certification/Waiver Granted** Juvenile delinquency cases transferred for criminal prosecution to the appropriate court having jurisdiction of the offense; more commonly referred to as "bindovers".

**Change of Custody** Post-decree domestic relations cases in which the court must adjudicate a motion for change of custody, including requests for change of custody based upon an election of the child and cases where custody is contested. Juvenile cases are included where there is an application for writ of habeas corpus involving the custody of a child or where a motion for change of custody is filed pursuant to Juv. R. 10(A).

**Clearance Rate** In all case types, clearance rate is a statistical calculation that compares the number of cases filed during the year to the number of cases terminated during the same year. It is determined by dividing the total number of terminations by the total number of new filings, reactivations and transfers. It is expressed as a percentage. For example, if 50 terminations and 100 total filings are reported then the clearance rate would be 50%.

**Court Trial** A case is considered terminated by trial to the court (i.e. judge) if judgment is rendered after the first witness is sworn.

**Criminal** Cases in which a person is charged with violation of a state law or local ordinance other than a traffic law or ordinance. For purposes of tracking the age of the case for these reports, the case begins at arraignment.

**Default** Cognovit judgments and default judgments in civil cases.

**Default/Uncontested** Domestic relations cases in which there is no responsive pleading filed or the defendant fails to appear in person or through counsel.

**Delinquency** Juvenile cases filed concerning a delinquent child, as defined by R.C. 2152.02.

**Dependency, Neglect, or Abuse** Juvenile cases concerning the neglected child, as defined by R.C. 2151.03; the dependent child, as defined by R.C. 2151.04; or the abused child, as defined by R.C. 2151.031.

**Dismissals** Before or after pre-trial conference, but prior to the swearing of the first witness, the case is dismissed by the judge or prosecutor with or without prejudice.

**Dismissals for Want of Prosecution (Civil Cases) or Lack of Speedy Trial (Criminal Cases)** Cases dismissed pursuant to R.C. 2945.73 or Sup. R. 40 for want of prosecution within the prescribed time limits. This termination line does not track criminal cases dismissed for want of prosecution.

**Dissolution of Marriage** Domestic relations cases in which a petition for dissolution of marriage has been filed pursuant to R.C. 3105.63, with or without minor children.

**Diversion or Arbitration** Criminal cases where diversion has been granted after arraignment on the indictment or information, but not as a condition of a sentence placing the accused on probation. In civil cases in which the court has adopted a mandatory arbitration rule, the referral of the case to arbitration does not constitute a termination. A case is reported as terminated by arbitration after a report and award have been filed and the period for the filing of an appeal or exception has run.

**Domestic Violence** Domestic violence actions filed as separate cases pursuant to R.C. 3113.31. This does not include miscellaneous matters filed in pending cases such as motions to evict.

**Guilty/No Contest Plea to Reduced Charge** Criminal cases terminated by the acceptance of a plea of guilty or no contest to a reduced charge. The change of plea must occur prior to the swearing of the jury or the swearing of the first witness in a court trial.

**Jury Trial** A case is considered terminated by jury trial if judgment is rendered after the jury is sworn regardless of the outcome of the trial.

**Mediation/Conciliation** Domestic relations cases in which a petition for conciliation has been filed or a referral to mediation has been made. Petition or referral seeks to defer further action and prevents or suspends proceedings for divorce, annulment, or alimony.

**Motion for Permanent Custody** Juvenile cases in which a complaint or motion for permanent custody has been filed when custody is contested. This does not include voluntary placements.

**Other Civil Cases** Civil cases that are not included within any of the other categories. Ancillary proceedings are not reported as cases.

**Parentage** Cases brought pursuant to R.C. Chapter 3111., the Uniform Parentage Act. Once paternity is established, the parentage case is considered terminated for reporting purposes.

**Personal Injury** Civil cases in which the principal issue is liability for, or the amount of damages to be received for, allegedly tortious conduct resulting in personal injury.

**Support Enforcement/Modification** Post-decree domestic relations cases in which it is alleged that there has been disobedience of, or resistance to, a lawful judgment of the

court requiring the payment of support. A case is reported only once, regardless of the number of pending motions.

**Traffic** Cases dealing with matters involving traffic offenders. Juveniles, as defined by R.C. 2152.02 (N), and adult traffic cases include any violation of state law or local ordinance arising out of the use of a motor vehicle except those involving OVI charges.

**Transfer to Another Judge or Court** Cases terminated by virtue of transferring the case from one judge to another judge within the same division of a court by an assignment of the administrative judge or by transferring the case to another court. This action constitutes complete divestment of responsibility by the original judge.

**Trial by Judge** Contested matters terminated as a result of a hearing conducted by a judge.

**Trial by Magistrate** Contested cases settled or dismissed, or in which the accused changes plea after the first witness has been sworn. This category is limited to substantive hearings held by a magistrate.

**Unavailability of Accused for Trial or Sentencing** Cases terminated when a defendant is unavailable due to mental status, incarceration on other charges, or flight from custody. The mere failure of the accused to appear at the time the case is set for trial or hearing does not, in itself, authorize termination by reason of unavailability.

**Unruly** Juvenile cases concerning unruly children, as defined by R.C. 2151.022.

**U.I.F.S.A.** Cases brought pursuant to R.C. Chapter 3115, the Uniform Interstate Family Support Act, that are handled by the domestic relations or juvenile divisions, including cases initiated in Ohio and cases in which Ohio is the responding state.

**Visitation Enforcement/Modification** Post-decree domestic relations cases in which it is alleged there has been disobedience of, or resistance to, lawful judgment of the court relative to child visitation rights. A case is listed only once, regardless of the number of pending motions.

**Voluntary Dismissal** Voluntary withdrawal of a pending domestic relations action, for any reason, by the person who originally filed the cause or action.

**Workers' Compensation** Appeals filed under R.C. 4123.512, including noncompliance actions by the state for recovery of benefits or of premiums, and mandamus actions arising from claims or awards.

## Municipal and County Courts Only

*The following definitions apply to municipal and county courts only*

**Clearance Rate** In all case types, clearance rate is a statistical calculation that compares the number of cases filed during the year to the number of cases terminated during the same year. It is determined by dividing the total number of terminations by the total number of new filings, reactivations and transfers. It is expressed as a percentage. For example, if 50 terminations and 100 total filings are reported then the clearance rate would be 50%.

**Criminal** Cases in which a person is charged with violation of a state law or local ordinance other than a traffic law or ordinance. For purposes of tracking the age of the case for these reports, the case begins at arraignment.

**Default** Cognovit judgments and default judgments in civil cases.

**Dismissals** Before or after pre-trial conference, but prior to the swearing of the first witness, the case is dismissed by the judge or prosecutor with or without prejudice.

**Dismissal for Want of Prosecution (Civil Cases) or Lack of Speedy Trial (Criminal Cases)** Cases dismissed pursuant to R.C. 2945.73 or Sup. R. 40 for want of prosecution within the prescribed time limits. This termination line does not track criminal cases dismissed for want of prosecution.

**F.E.D.** (Forcible Entry and Detainer) A summary proceeding initiated under R.C. 1923. or 5321. for restoring possession of real property to one who is wrongfully kept out or has been wrongfully deprived of possession.

**Felony** A felony is defined by R.C. 2901.02 and Crim. R. 2 as an offense specifically classified as a felony, regardless of penalty, or an offense in which imprisonment for more than one year can be imposed. When transferred to the common pleas court, these cases will be reported as criminal cases by the receiving court.

**Guilty/No Contest Plea to Reduced Charge** Criminal cases terminated by the acceptance of a plea of guilty or no contest to a reduced charge. The change of plea must occur prior to the swearing of the jury or the swearing of the first witness in a court trial.

**Hearing by Magistrate** Contested cases settled or dismissed, or in which the accused changes plea after the first witness has been sworn. This category is limited to substantive hearings held by a magistrate.

**Jury Trial** A case is considered terminated by jury trial if judgment is rendered after the jury is sworn regardless of the outcome of the trial.

**Misdemeanors** A misdemeanor is defined by R.C. 2901.02 and Crim. R. 2 as an offense specifically classified as a misdemeanor, or an offense in which imprisonment for not more than one year can be imposed. While traffic offenses fall within this definition, they are reported as OVI or other traffic offenses (see below) and not as misdemeanors.

**Other Civil Cases** Civil cases that are not included within any of the other categories. Ancillary proceedings are not reported as cases.



**Other Traffic** A misdemeanor charged under a statute or an ordinance arising out of the use of any type of vehicle that is generally used on the roads of the state, except an OVI offense. Parking violations are not included in this category or anywhere else in the *Ohio Courts Summary*.

**O.V.I.** (Operating a Vehicle while Under the Influence). Cases that include a violation of R.C. 4511.19 or of any local ordinance that prohibits operating a motor vehicle while under the influence of alcohol or any drug of abuse.

**Personal Injury** Civil cases in which the principal issue is liability for, or the amount of damages to be received for, allegedly tortious conduct resulting in personal injury.

**Small Claims** Civil actions brought under R.C. 1925. for the recovery of small debts and accounts, not exceeding two thousand dollars, exclusive of interest and costs.

**Transfer** Cases terminated by virtue of transferring the case from one judge to another judge within the same division of a court by an assignment of the administrative judge or by transferring the case to another court. This category also includes cases bound over to a grand jury as a result of waiver of a preliminary hearing and small claims cases transferred to the regular civil docket. This action constitutes complete divestment of responsibility by the original judge.

**Transferred Out** Cases transferred to other courts or other judges of the original court as reported by the individually assigned judge pursuant to Sup. R. 37(A)(3)(b).

**Trial/Hearing by Judge** Felony cases bound over to a grand jury as a result of a preliminary hearing and other cases terminated in particular sessions by a judge.

**Unavailability of Accused** Cases terminated when a defendant is unavailable due to mental status, incarceration on other charges, or flight from custody. The mere failure of the accused to appear at the time the case is set for trial or hearing does not, in itself, authorize termination by reason of unavailability.

**Violations Bureau** This termination type includes misdemeanor and other traffic cases terminated by payment of a fine at a Traffic Violations Bureau.



# THE SUPREME COURT *of* OHIO

Judicial & Court Services Division  
Case Management Section  
65 South Front Street  
Columbus, Ohio 43215-3431  
614.387.9410