

THE SUPREME COURT *of* OHIO


# Ohio Courts Summary



2004



THE SUPREME COURT *of* OHIO  
2004  
OHIO COURTS SUMMARY



**THOMAS J. MOYER**

CHIEF JUSTICE

**ALICE ROBIE RESNICK**

**FRANCIS E. SWEENEY**

**PAUL E. PFEIFER**

**EVELYN LUNDBERG STRATTON**

**MAUREEN O'CONNOR**

**TERRENCE O'DONNELL**

JUSTICES

**STEVEN C. HOLLON**

ADMINISTRATIVE DIRECTOR

JUDICIAL & COURT SERVICES DIVISION

**DOUGLAS R. STEPHENS**

DIRECTOR

CASE MANAGEMENT SECTION

**F. DIANE HATCHER**

MANAGER

REPORT PRODUCTION AND GRAPHICS

**GRETCHEN BEAM**

**DEBI FAGAN**

**BRIAN FARRINGTON**

**REGINA KOEHLER**

COMPUTER PROGRAM DEVELOPMENT

**MARK DUTTON**

*On the Cover:*

Van Wert County Courthouse, Van Wert.  
Detail of the Mercer County Courthouse cupola, Celina.

Dear Fellow Ohioans:

May 2005

The Supreme Court of Ohio is pleased to issue the 48<sup>th</sup> edition of the *Ohio Courts Summary*, which provides a statistical picture of the Ohio court system. The 2004 *Ohio Courts Summary* provides a valuable overview of the work of Ohio's courts.

A total of 3,077,361 cases were filed in Ohio courts in 2004: 2,178 in the Supreme Court; 10,713 in the courts of appeals; 216,020 in the courts of common pleas, general division; 80,389 in the domestic relations courts; 94,996 in the probate courts; 254,506 in the juvenile courts; 2,211,078 in the municipal courts; 206,457 in the county courts; and 1,024 in the Ohio Court of Claims.

Statewide the total filings decreased by 8 percent from the previous year. The last time new case filings were this low was in 1995 with 3,023,722 filings. The most significant decrease in new case filings was experienced in the municipal and county courts. Municipal courts experienced a 9 percent decrease in filings and the county courts experienced a 19 percent drop in filings. The juvenile division of the courts of common pleas continued to experience a decrease in new case filings. Juvenile filings dropped by 4 percent. The filings in the other divisions of the courts of common pleas remained steady. Other notable changes from the previous year include:

Common Pleas Court, Domestic Relations Division

- 8 percent increase in domestic violence filings

Common Pleas Court, Juvenile Division

- 10 percent increase in change of custody/visitation filings
- 10 percent increase in support enforcement/modification filings

Municipal Court

- 4 percent decrease in O.V.I. filings
- 18 percent decrease in other traffic filings
- 15 percent decrease in personal injury and property damage filings
- 8 percent increase in other civil filings

County Court

- 7 percent increase in felony filings
- 6 percent decrease in O.V.I. filings
- 27 percent decrease in other traffic filings

The *Ohio Courts Summary* will be useful to the bench, the bar, court personnel and others involved in Ohio's judicial system. It also will inform Ohioans as to how their court system is serving them.

The *Ohio Courts Summary* is a reflection of the dedication and commitment of our judges and court personnel. We appreciate their assistance in preparing this report. Together, we will continue to maintain excellence in the administration of justice in Ohio.



Thomas J. Moyer

# TABLE OF CONTENTS

	Page
<b>SECTION A - DESCRIPTIONS OF OHIO COURTS</b>	
Structure of the Ohio Judicial System .....	1
Supreme Court of Ohio.....	2
Courts of Appeals .....	3
Appellate District Map .....	4
Court of Claims.....	5
Courts of Common Pleas .....	5
Courts of Common Pleas .....	6
Jurisdictional Distribution .....	7
Courts of Common Pleas Jurisdictional Map.....	8
Municipal and County Courts.....	9
Municipal and County Courts Jurisdictional Map.....	10
Mayor's Court .....	11
All Ohio Courts Total New Cases Filed 2000-2004.....	12
<b>SECTION B - SUPREME COURT OF OHIO</b>	
Supreme Court Caseload Details .....	13
<b>SECTION C - COURTS OF APPEALS</b>	
Overall Caseloads .....	18
Statewide New Cases Filed and Total Terminations Comparison (graph).....	19
New Cases Filed Comparison (graph).....	19
Criminal Appeals .....	20
Civil Appeals .....	21
Miscellaneous Matters .....	22
Domestic Relations, Juvenile, and Probate Appeals .....	23
Average New Cases Filed Per Judge (graph) .....	24
<b>SECTION D - COURT OF CLAIMS</b>	
Overall Caseloads (Including Victims of Crime Claims).....	25
<b>SECTION E - COURTS OF COMMON PLEAS</b>	
<b>General Division</b>	
Composite Report Form for Entire State .....	26
Overall Caseloads .....	27
Professional Tort.....	29
Product Liability .....	33
Other Torts.....	37
Workers' Compensation.....	41
Foreclosures .....	45
Administrative Appeal.....	49
Complex Litigation.....	53
Other Civil .....	57

Total Civil.....61  
 Criminal .....65  
 Statewide New Criminal Cases Filed and  
 Total Terminations Comparison (graph).....69  
 New Cases Filed Comparison (graph).....69

**SECTION F - COURTS OF COMMON PLEAS**

**Domestic Relations Division**

Composite Report Form for Entire State .....70  
 Overall Caseloads .....71  
 Terminations of Marriages .....73  
 Domestic Violence.....77  
 Statewide New Cases Filed and Total  
 Terminations Comparison (graph).....81

**SECTION G - COURTS OF COMMON PLEAS**

**Probate Division**

Composite Report Form for Entire State .....82  
 Overall Caseloads .....83  
 Decedents’ Estates and Wrongful Death .....85  
 Guardianships .....87  
 Conservatorships, Testamentary Trusts, and  
 Civil Actions.....89  
 Miscellaneous Activities.....91  
 Statewide New Cases Filed and Total  
 Terminations Comparison (graph).....93

**SECTION H - COURTS OF COMMON PLEAS**

**Juvenile Division**

Composite Report Form for Entire State .....94  
 Overall Caseloads .....95  
 Delinquency .....97  
 Unruly .....101  
 Dependency, Neglect, or Abuse ..... 105  
 Statewide New Cases Filed and Total  
 Terminations Comparison (graph)..... 109

**SECTION I - MUNICIPAL COURTS**

Composite Administrative Judge Report  
 Form for Entire State ..... 110  
 Composite Individual Judge Report  
 Form for Entire State ..... 111  
 New Cases Filed Comparison (graph)..... 112  
 Overall Caseloads ..... 113

Felony .....	115
Statewide New Felony Cases Filed and Total	
Terminations Comparison (graph).....	119
Statewide New Misdemeanor Cases Filed and Total	
Terminations Comparison (graph).....	119
Misdemeanor .....	120
O.V.I. ....	124
Statewide New O.M.V.I. Cases Filed and Total	
Terminations Comparison (graph).....	128
Statewide New Other Traffic Cases Filed and Total	
Terminations Comparison (graph).....	128
Other Traffic .....	129
Personal Injury and Property Damage.....	133
Statewide New Personal Injury and Property Damage	
Cases Filed and Total Terminations Comparison (graph).....	137
Statewide New Contracts Cases Filed and Total	
Terminations Comparison (graph).....	137
Contracts .....	138
F.E.D. ....	142
Statewide New F.E.D. Cases Filed and Total	
Terminations Comparison (graph).....	146
Statewide New Other Civil Cases Filed and Total	
Terminations Comparison (graph).....	146
Other Civil .....	147
Small Claims.....	151
Statewide New Small Claims Cases Filed and Total	
Terminations Comparison (graph).....	155

**SECTION J - COUNTY COURTS**

Composite Administrative Judge Report	
Form for Entire State .....	156
Composite Individual Judge Report	
Form for Entire State .....	157
New Cases Filed Comparison (graph).....	158
Overall Caseloads .....	159
Felony .....	160
Statewide New Felony Cases Filed and Total	
Terminations Comparison (graph).....	162
Statewide New Misdemeanor Cases Filed and Total	
Terminations Comparison (graph).....	162
Misdemeanor .....	163
O.V.I. ....	165
Statewide New O.M.V.I. Cases Filed and Total	
Terminations Comparison (graph).....	167
Statewide New Other Traffic Cases Filed and Total	
Terminations Comparison (graph).....	167
Other Traffic .....	168
Personal Injury and Property Damage.....	170
Statewide New Personal Injury and Property Damage	
Cases Filed and Total Terminations Comparison (graph).....	172
Statewide New Contracts Cases Filed and Total	
Terminations Comparison (graph).....	172
Contracts .....	173

F.E.D..... 175  
Statewide New F.E.D. Cases Filed and Total  
Terminations Comparison (graph)..... 177  
Statewide New Other Civil Cases Filed and Total  
Terminations Comparison (graph)..... 177  
Other Civil ..... 178  
Small Claims..... 180  
Statewide New Small Claims Cases Filed and Total  
Terminations Comparison (graph)..... 181

**SECTION K - DEFINITIONS**

Courts of Common Pleas, Municipal  
and County Courts .....182  
Municipal and County Courts Only.....184



# Section A

---

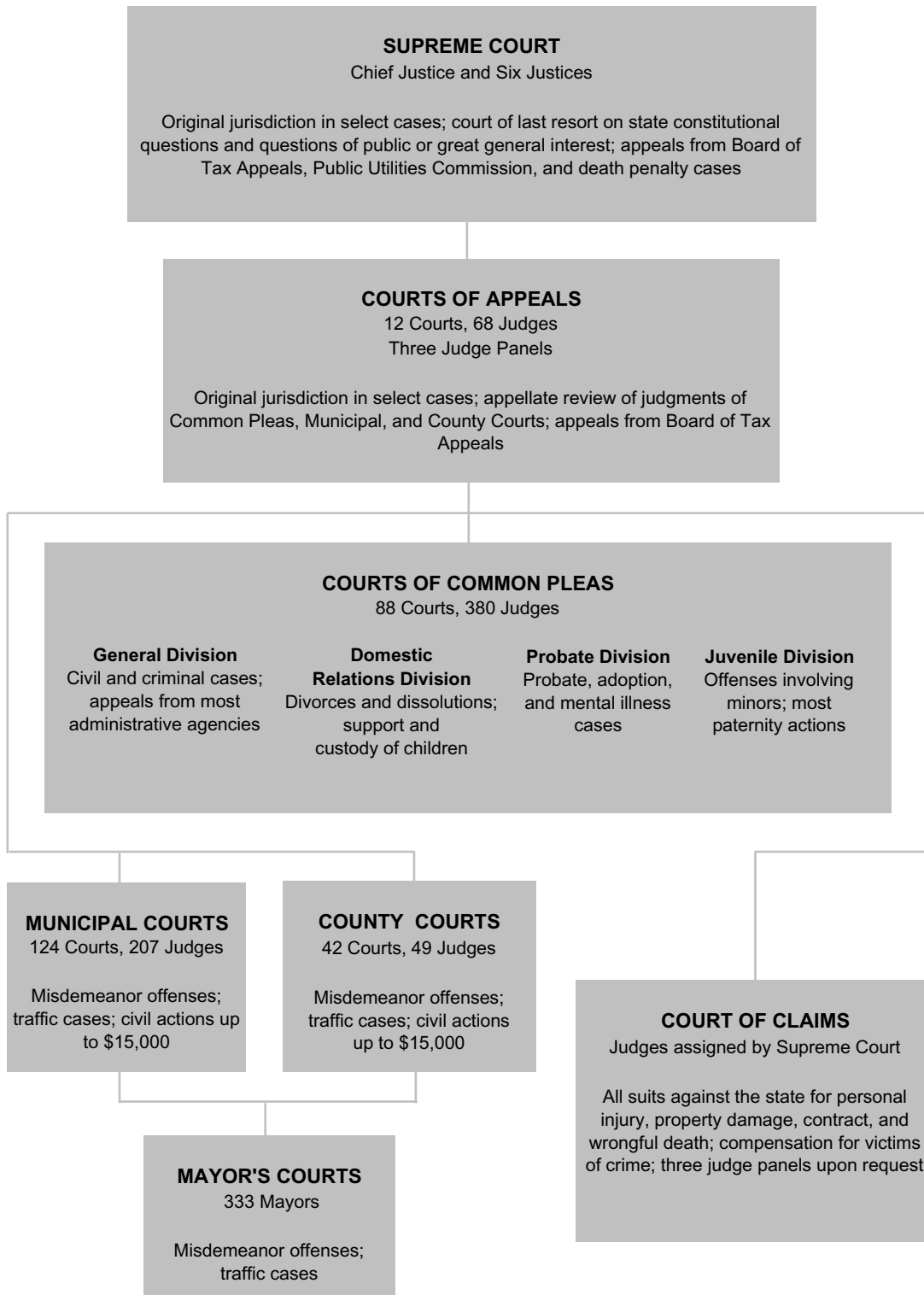
## Ohio Courts



Hancock County Courthouse  
Findlay

# STRUCTURE OF THE OHIO JUDICIAL SYSTEM

2004



## THE SUPREME COURT OF OHIO

The Supreme Court of Ohio is established by Article IV, Section 1, of the Ohio Constitution, which provides that “the judicial power of the state is vested in a Supreme Court, Courts of Appeals, Courts of Common Pleas and divisions thereof, and such other courts inferior to the Supreme Court as may from time to time be established by law.”

Article IV, Section 2, of the Constitution sets the size of the court at seven –a chief justice and six justices –and outlines the jurisdiction of the court.

The Supreme Court is the court of last resort in Ohio. Most of its cases are appeals from the 12 district courts of appeals. The court may grant leave to appeal criminal cases from the courts of appeals and may direct any court of appeals to certify its record on civil cases that are found to be “cases of public or great interest.”

The court must accept appeals of cases that originated in the courts of appeals; cases involving the death penalty; cases involving questions arising under the U.S. Constitution or the Ohio Constitution; and cases in which there have been conflicting opinions from two or more courts of appeals. The court must also accept appeals from such administrative bodies as the Board of Tax Appeals and the Public Utilities Commission.

The court has original jurisdiction for certain special remedies that permit a person to file an action in the Supreme Court. These extraordinary remedies include writs of habeas corpus (involving the release of persons allegedly unlawfully imprisoned or committed), writs of mandamus and procedendo (ordering a public official to do a required act), writs of prohibition (ordering a lower court to cease an unlawful act), and writs of quo warranto (against a person or corporation for usurpation, misuse or abuse of public office or corporate office or franchise).

The Supreme Court makes rules governing practice and procedure in Ohio’s courts. Procedural rules adopted by the Supreme Court become effective unless both houses of the General Assembly adopt a concurrent resolution of disapproval. The Supreme Court also exercises general superintendence over all state courts through its rule-making authority. The rules of superintendence set minimum standards for court administration. Unlike procedural rules, rules of superintendence do not have to be submitted to the General Assembly to become effective.

The chief justice assigns judges to courts for temporary duty in cases of a court overload, where a judge has been removed from a case because of an affidavit of disqualification, or where a judge has recused himself or herself from a particular case.

The court has authority over the admission of attorneys to the practice of law in Ohio and may discipline admitted attorneys who violate the rules governing the practice of law.

The chief justice and six justices are elected to six-year terms on a nonpartisan ballot. Two justices are chosen at the general election in even-numbered years. In the year when the chief justice runs, voters pick three members of the court. A person must be an attorney with at least six years of experience in the practice of law to be elected or appointed to the court. Appointments are made by the governor for vacancies that occur between elections.

## **COURTS OF APPEALS**

The courts of appeals are established by Article IV, Section 1, of the Ohio Constitution and their jurisdiction is outlined in Article IV, Section 3. As the intermediate level appellate courts, their primary function is to hear appeals from the common pleas, municipal and county courts. Each case is heard and decided by a three-judge panel.

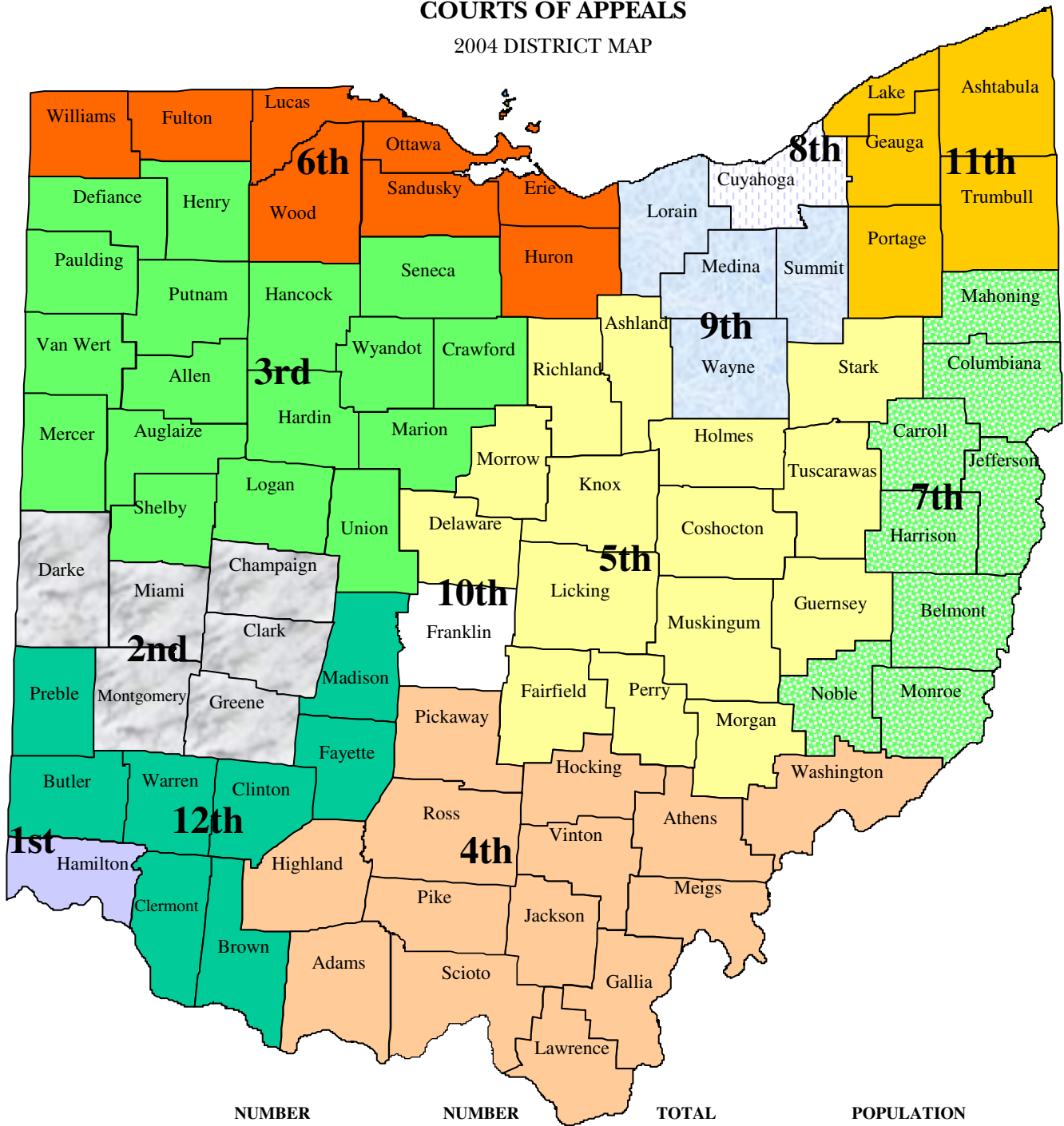
The state is divided into 12 appellate districts, each of which is served by a court of appeals that sits in each of the counties in the district. The number of judges in each district depends on a variety of factors, including the district's population and the court's caseload. Each district has a minimum of three appellate judges. Appeals court judges are elected to six-year terms in even-numbered years. They must have been admitted to the practice of law in Ohio six years preceding commencement of the term.

In addition to their appellate jurisdiction, the courts of appeals have original jurisdiction, as does the Supreme Court, to hear applications for writs of habeas corpus, mandamus, procedendo, prohibition and quo warranto. The 10<sup>th</sup> District Court of Appeals in Franklin County also hears appeals from the Ohio Court of Claims.

In 2004, there were 68 court of appeals judges. Court of appeals judges are elected in even-numbered years to six-year terms on a nonpartisan ballot. Appellate judges must be attorneys with at least six years of experience in the practice of law. The Governor makes appointments to fill vacancies in courts of appeals that occur between elections.

# COURTS OF APPEALS

## 2004 DISTRICT MAP



<u>DISTRICT</u>	<u>NUMBER OF JUDGES</u>	<u>NUMBER OF COUNTIES</u>	<u>TOTAL POPULATION</u>	<u>POPULATION PER JUDGE</u>
FIRST	6	1	845,303	140,884
SECOND	5	6	1,042,757	208,551
THIRD	4	17	782,234	195,559
FOURTH	4	14	616,789	154,197
FIFTH	6	15	1,364,704	227,451
SIXTH	5	8	899,206	179,841
SEVENTH	4	8	587,680	146,920
EIGHTH	12	1	1,393,978	116,165
NINTH	5	4	1,090,222	218,044
TENTH	8	1	1,068,978	133,622
ELEVENTH	5	5	798,311	159,662
TWELFTH	<u>4</u>	<u>8</u>	<u>862,978</u>	<u>215,745</u>
	68	88	11,353,140	166,957

## **THE COURT OF CLAIMS**

The Court of Claims has statewide, original jurisdiction over all civil actions filed against the state of Ohio. Created by the General Assembly in 1976 by R.C. 2743, the court sits in Franklin County in the Ohio Judicial Center.

Civil actions in the Court of Claims are determined in one of two ways. Actions against the state of \$2,500 or less are determined administratively by the clerk or deputy clerk. Civil actions in excess of \$2,500 are heard and determined by a single judge. A judge of the court also may review and enter final judgment in a civil action determined administratively.

The judges of the Court of Claims sit upon temporary assignment by the chief justice of the Supreme Court. Commissioners of the Court of Claims are appointed by the Supreme Court.

## **COURTS OF COMMON PLEAS**

The court of common pleas, the only trial court created by the Ohio Constitution, is established by Article IV, Section 1, of the Constitution, and its duties are outlined in Article IV, Section 4.

There is a court of common pleas in each of the 88 counties. The courts of common pleas have original jurisdiction in all criminal felony cases and original jurisdiction in all civil cases in which the amount in controversy is more than \$500. Courts of common pleas have appellate jurisdiction over the decisions of some state administrative agencies.

Most courts of common pleas have specialized divisions created by statute to decide cases involving juveniles, the administration of estates and domestic relations matters. Only six courts of common pleas have no specialized divisions: the courts in Adams, Henry, Morgan, Morrow, Noble and Wyandot counties.

In 2004, there are 380 common pleas judges in Ohio. Of these, 154 had general jurisdiction only; 74 had general and domestic relations jurisdictions; 6 had general jurisdiction plus domestic relations, probate and juvenile; 28 had domestic relations jurisdiction only; 16 had domestic relations and juvenile jurisdiction; 18 had juvenile jurisdiction only; 17 had probate jurisdiction only, 64 had probate and juvenile jurisdiction, and 3 had domestic relations, probate, and juvenile jurisdiction

Common pleas judges are elected to six-year terms on a nonpartisan ballot. A person must be an attorney with at least six years of experience in the practice of law to be elected or appointed to the court.

## **DOMESTIC RELATIONS COURTS**

The domestic relations divisions of the courts of common pleas exist in most counties together with another division. However, Allen, Butler, Clermont, Cuyahoga, Fairfield, Greene, Hamilton, Lake, Licking, Lucas, Mahoning, Medina, Montgomery, Portage, Scioto, Summit and Warren counties have separate domestic relations divisions. Domestic relations courts have jurisdiction over all proceedings involving divorce or dissolution of marriages, annulment, legal separation, spousal support and allocation of parental rights and responsibilities for the care of children.

## **JUVENILE COURTS**

The juvenile divisions of the courts of common pleas exist in most counties together with another division. However, Butler, Cuyahoga, Greene, Hamilton, Lake, Lucas, Mahoning, Montgomery, and Summit counties have separate juvenile divisions.

Juvenile courts hear cases involving persons less than 18 years of age charged with acts that would be crimes if committed by an adult. They also hear cases involving unruly, dependent and neglected children. Juvenile courts have jurisdiction in adult cases involving paternity, child abuse, non-support, contributing to the delinquency of minors and the failure to send children to school.

## **PROBATE COURTS**

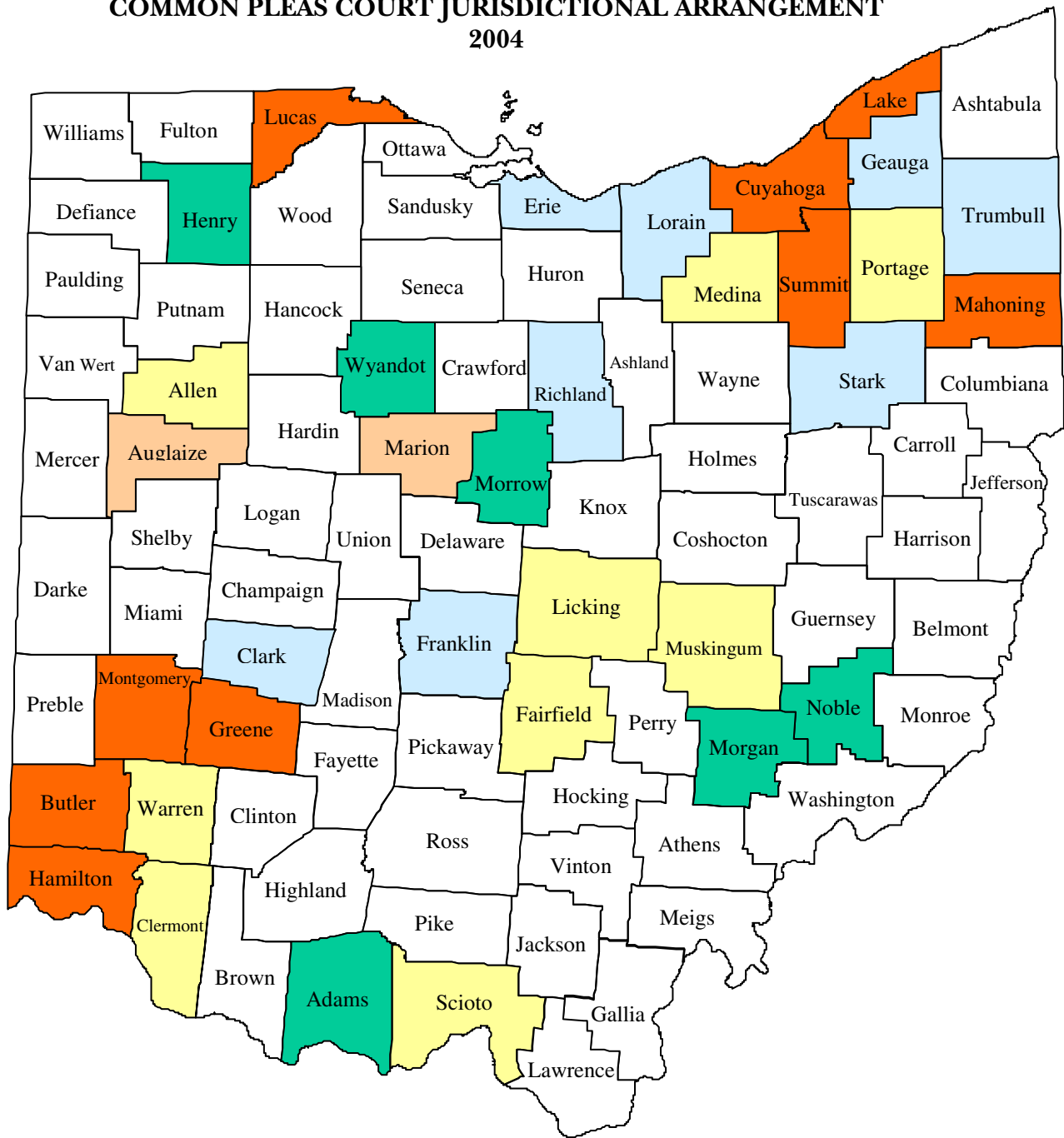
The Ohio Constitution of 1851 provided that probate courts were to be established as separate independent courts with jurisdiction over the probate of wills and supervision of the administration of estates and guardianships. In 1968, under the Modern Courts Amendment of the Ohio Constitution, the probate courts became divisions of the courts of common pleas. Probate courts also have jurisdiction over the issuance of marriage licenses, adoption proceedings, determination of sanity or mental competency and certain eminent domain proceedings. Probate judges can perform marriages and may charge a fee for the service.

**COURTS OF COMMON PLEAS**  
**JURISDICTIONAL DISTRIBUTION**  
2004

	Number of Counties	Number of Judges
General Division Only	27	154
Domestic Relations Division Only	18	28
Probate Division Only	16	17
Juvenile Division Only	9	18
General and Domestic Relations Divisions	55	74
Domestic Relations and Juvenile Divisions	7	16
Domestic Relations, Probate and Juvenile Divisions	2	3
Juvenile and Probate Divisions	64	64
General, Domestic Relations, Probate and Juvenile Divisions	6	6



**COMMON PLEAS COURT JURISDICTIONAL ARRANGEMENT  
2004**



- All divisions combined (6)
- Probate and juvenile combined/general and domestic relations combined (55)
- Probate and juvenile combined/general and domestic relations separate (9)
- Domestic relations and juvenile combined/general and probate separate (7)
- Domestic relations, probate, and juvenile combined (2)
- All divisions separate (9)

## **MUNICIPAL AND COUNTY COURTS**

Municipal and county courts are created by the General Assembly as provided in R.C. 1901 and 1907. When municipal courts exercise countywide jurisdiction, no county court is needed. A county court is needed if an area of a county is not served by a municipal court.

The subject-matter jurisdiction of municipal and county courts is nearly identical. Both municipal and county courts have the authority to conduct preliminary hearings in felony cases, and both have jurisdiction over traffic and non-traffic misdemeanors. These courts also have limited civil jurisdiction. Municipal and county courts may hear civil cases in which the amount of money in dispute does not exceed \$15,000.

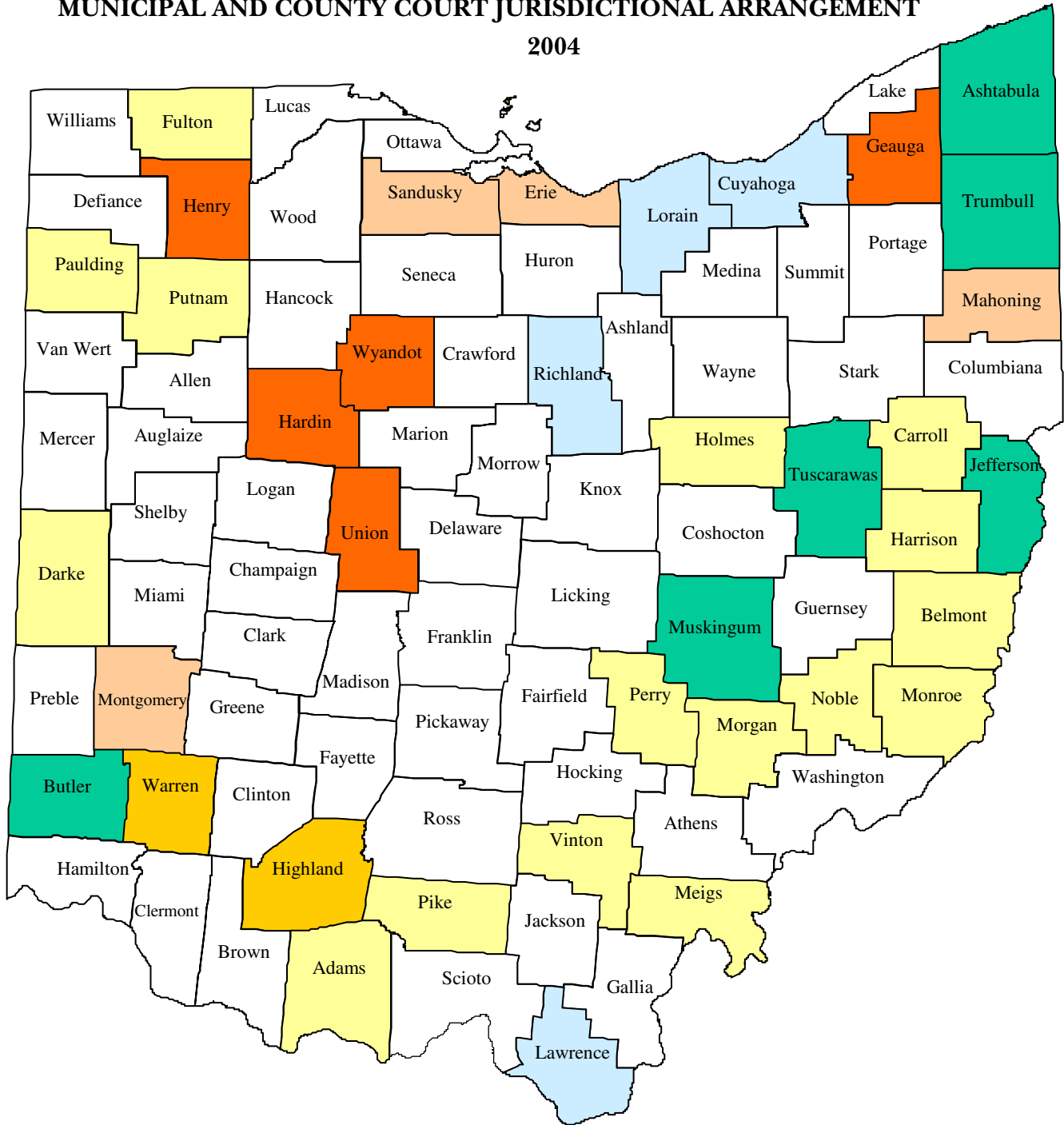
When justices of the peace were eliminated by Ohio law, municipal and county courts took over their duties. Therefore, judges sitting in these courts, like probate judges, have the authority to perform marriages.








In 2004, there were 124 municipal courts with a total of 207 judges and 42 county courts with a total of 49 judges. Statutes provide for 21 part-time municipal courts and 103 full-time municipal courts. Three courts have specialized divisions: Cleveland Municipal Court –Housing Division, Toledo Municipal Court –Housing Division, and Franklin County Municipal Court –Environmental Division. Municipal court judges are elected to six-year terms on a nonpartisan judicial ballot and may serve either full- or part-time. A municipal court judge may have jurisdiction in one or more municipalities, in adjacent townships, or throughout an entire county. A county court judge is elected to a six-year term on a nonpartisan ballot. All county court judges are part-time.

Municipal court judges and county court judges must be attorneys with at least six years of experience in the practice of law.

# MUNICIPAL AND COUNTY COURT JURISDICTIONAL ARRANGEMENT

2004



- |   |  |   |  |
|---|--|---|--|
|  | Full-time municipal courts only (51)                                     |  | Full-time municipal and part-time county courts (6)    |
|  | Part-time municipal courts only (5)                                      |  | Part-time municipal and part-time county courts (2)    |
|  | Part-time county courts only (16)  |  | Full-time municipal and part-time municipal courts (4) |
|  | Full-time municipal, part-time municipal and part-time county courts (4) |   |  |

## **MAYOR'S COURTS**

In general, Ohio law allows mayors of municipal corporations populated by more than 100 people where there is no municipal court to conduct mayor's court. These courts hear only cases involving violations of local ordinances and state traffic laws.

Mayor's courts are not courts of record but must file statistics quarterly and register annually with the Supreme Court. Additionally, at the request of the General Assembly, the Supreme Court has adopted rules providing for court procedures and basic legal education for mayors. Mayors whose courts hear alcohol- and drug-related traffic offenses have additional educational requirements.

A mayor is not required to be a lawyer, but may appoint an attorney who has engaged in the practice of law for three years to hear cases in mayor's court.

In 2004, there were 333 mayor's courts.

A person convicted in a mayor's court may appeal the conviction to the municipal or county court having jurisdiction within the municipal corporation.

# New Cases Filed 2000 - 2004



Lawrence County Courthouse  
Ironton

**ALL OHIO COURTS  
TOTAL NEW CASES FILED  
2000-2004**

<u>COURT</u>	<u>2000</u>	<u>2001</u>	<u>2002</u>	<u>2003</u>	<u>2004</u>
SUPREME COURT	2,355	2,284	2,249	2,237	2,178
COURTS OF APPEALS	10,394	10,480	10,404	10,905	10,713
COURT OF CLAIMS	1,225	1,159	1,051	1,134	1,024
COURTS OF COMMON PLEAS					
GENERAL DIVISION	167,885	185,948	206,933	211,376	216,020
DOMESTIC RELATIONS DIVISION	78,230	79,830	80,775	79,527	80,389
PROBATE DIVISION	99,206	99,455	96,357	95,338	94,996
JUVENILE DIVISION	261,655	281,125	280,572	264,897	254,506
MUNICIPAL COURTS	2,329,949	2,407,314	2,432,465	2,426,523	2,211,078
COUNTY COURTS	283,882	284,769	308,175	256,045	206,457
STATEWIDE	3,234,781	3,352,364	3,418,981	3,347,982	3,077,361

# Section B

---

## The Supreme Court of Ohio



The Ohio Judicial Center  
Columbus

**SUPREME COURT OF OHIO  
CASES FILED IN 2004**

**JURISDICTIONAL APPEALS**

Claimed Appeal of Right	19
Discretionary Appeal (Non-felony)	914
Discretionary Appeal (Felony)	593
Death Penalty Post conviction Appeal <sup>1</sup>	5
Appeal Involving Termination of Parental Rights/Adoption	26
Appeal from App. R. 26(B) Application (Murnahan Appeal)	83
<b>TOTAL</b>	<b>1,650</b>

**MERIT CASES**

Original Action	132
Habeas Corpus Case	27
Direct Appeal (Case Originating in Court of Appeals)	115
Direct Appeal Involving Termination of Parental Rights/Adoption	0
Certified Conflict	31
Certified Conflict Involving Termination of Parental Rights/Adoption	1
Appeal from Board of Tax Appeals	47
Appeal from Public Utilities Commission	10
Appeal from Power Siting Board	0
Death Penalty Case <sup>1</sup>	5
Certified Question of State Law	6
Appeal from App. R. 26(B) Application in Death Penalty Case	5
Appeal of Election Contest under R.C. 3515.15	2
Appeal under R.C. 4121.25	0
Other merit cases	1
<b>TOTAL</b>	<b>382</b>

**PRACTICE OF LAW CASES<sup>2</sup>**

Disciplinary Case	127
Bar Admissions Case	1
Other Practice of Law Case	18
<b>TOTAL</b>	<b>146</b>

**TOTAL NUMBER OF CASES FILED** **2,178**

---

<sup>1</sup> All death penalty cases filed in 2004 were appeals from the courts of common pleas in which the death penalty was imposed for an offense committed on or after January 1, 1995. There were no cases filed involving appeals from the court of appeals for capital offenses committed prior to January 1, 1995.

<sup>2</sup> See Page 16 for breakdown of cases relating to the practice of law that were filed in 2004.



**CASES RELATED TO THE PRACTICE OF LAW  
DETAIL OF CASES FILED IN 2004**

**DISCIPLINARY CASES**

Case on Report of Board	66
Consent to Discipline Matter	6
Case under Gov. Bar R. V, Sec. 7/Mental Illness	3
Case upon Felony Conviction	10
Case upon Default of Child Support Order	6
Case on Motion for Interim Remedial Suspension	2
Miscellaneous Disciplinary Matter	2
Attorney Resignation Matter	17
Reciprocal Discipline Case	11
Judge Disciplinary Case under Gov. Bar R. V	4
Judge Disciplinary Case under Gov. Jud. R. III	0
Judge Disciplinary Case under Gov. Jud. R. II, Sec.	50
<b>TOTAL</b>	<b>127</b>

**BAR ADMISSIONS CASES**

Bar Admissions/Character and Fitness Case	1
Miscellaneous Bar Admissions Matter	0
<b>TOTAL</b>	<b>6</b>

**OTHER PRACTICE OF LAW CASES**

Unauthorized Practice of Law Case/On Report of Board	18
Matter Relating to Practice of Law	0
<b>TOTAL</b>	<b>18</b>

**JURISDICTIONAL APPEALS ACCEPTED FOR REVIEW  
IN 2004**

Claimed Appeal of Right	2
Discretionary Appeal (Non-felony) <sup>1</sup>	78
Discretionary Appeal (Felony) <sup>1</sup>	37
Appeal from App. R. 26(B) Application (Murnahan Appeal)	0
Appeal Involving Termination of Parental Rights/Adoption	1
<b>TOTAL NUMBER OF APPEALS ACCEPTED FOR REVIEW</b>	<b>118</b>

---

<sup>1</sup> This category includes cases in which the appellant sought jurisdiction as both a discretionary appeal and a claimed appeal of right.

## FINAL DISPOSITIONS IN 2004

### JURISDICTIONAL APPEALS (JURISDICTION DECLINED, LEAVE TO APPEAL DENIED AND/OR APPEAL DISMISSED)

Claimed Appeal of Right	19
Discretionary Appeal (Non-felony) <sup>1</sup>	804
Discretionary Appeal (Felony) <sup>1</sup>	512
Death Penalty Post conviction Appeal	10
Appeal Involving Termination of Parental Rights/Adoption	27
Appeal from App. R. 26(B) Application (Murnahan Appeal)	87
<b>TOTAL</b>	<b>1,459</b>

### MERIT CASES

Original Action	121
Habeas Corpus Case	27
Direct Appeal (Case Originating in Court of Appeals)	125
Certified Conflict	48
Certified Conflict Involving Termination of Parental Rights/Adoption	2
Appeal from Board of Tax Appeals	32
Appeal from Public Utilities Commission	13
Death Penalty Case <sup>2</sup>	17
Jurisdictional Appeal Accepted for Review	120
Certified Question of State Law	5
Appeal from App. R. 26(B) Application in Death Penalty Case	6
Appeal of Election Contest under R.C. 3515.15	2
<b>TOTAL</b>	<b>518</b>

### PRACTICE OF LAW CASES<sup>3</sup>

Disciplinary Case	128
Bar Admissions Case	6
Other Practice of Law Case	3
<b>TOTAL</b>	<b>137</b>

**TOTAL NUMBER OF FINAL DISPOSITIONS** **2,114**

---

<sup>1</sup> This category includes cases in which the appellant sought jurisdiction as both a discretionary appeal and a claimed appeal of right.

<sup>2</sup> Included in this category are 13 cases involving appeals from the courts of common pleas in which the death penalty was imposed for an offense committed on or after January 1, 1995, and 4 cases involving appeals from the court of appeals for capital offenses committed prior to January 1, 1995.

<sup>3</sup> See Pages 18 and 19 for the types of final dispositions entered in cases relating to the practice of law.

**CASES RELATED TO THE PRACTICE OF LAW  
DETAIL OF FINAL DISPOSITIONS IN 2004**

**Disciplinary Case/On Report Of Board [Gov. Bar R. V, Sec. 8]**

Public reprimand	3
Definite suspension	31
Indefinite suspension	15
Disbarment	11
Case remanded	2
Dismissed	1
<b>TOTAL</b>	<b>63</b>

**Disciplinary Case/Felony Conviction [Gov. Bar R. V, Sec. 5]**

Interim suspension	10
--------------------	----

**Disciplinary Case/Default Of Child Support Order [Gov. Bar R. V, Sec. 5]**

Interim suspension	5
--------------------	---

**Disciplinary Case/Interim Remedial Suspension [Gov. Bar R. V, Sec. 5a]**

Interim suspension	3
--------------------	---

**Disciplinary Case/Consent To Discipline Matter  
[Gov. Bar R. V, Sec. 11(A)(3)(c); BCGD Proc. Reg. Sec. 11]**

Attorney publicly reprimanded	5
Attorney suspended for a term	4
Remanded	1
<b>TOTAL</b>	<b>10</b>

**Miscellaneous Disciplinary Matter**

Relief granted	1
----------------	---

**Attorney Resignation Case [Gov. Bar R. V, Sec. 11 (G)]**

Resignation accepted	4
Resignation accepted - disciplinary action pending	16
Affidavit of resignation withdrawn	1
Resignation denied	1
<b>TOTAL</b>	<b>22</b>

**Reciprocal Discipline Case [Gov. Bar R. V, Sec. 11(F)]**

Public reprimand	3
Definite suspension	4
Indefinite suspension	2
Disbarment	1
<b>TOTAL</b>	<b>10</b>

**Judge Disciplinary Case On Report of Board [Gov. Bar R. V, Sec. 8]**

Definite suspension 3

**Bar Admissions/Character And Fitness Case [Gov. Bar R. I, Sec. 12]**

Applicant disapproved, may reapply 4

Applicant disapproved, may not reapply 2

**TOTAL 6**

**Unauthorized Practice Of Law Case/On Report Of Board  
[Gov. Bar R. VII]**

Respondent enjoined from actions constituting the  
unauthorized practice of law 2

Remanded 1

**TOTAL 3**

# Section C

---

## Courts of Appeals



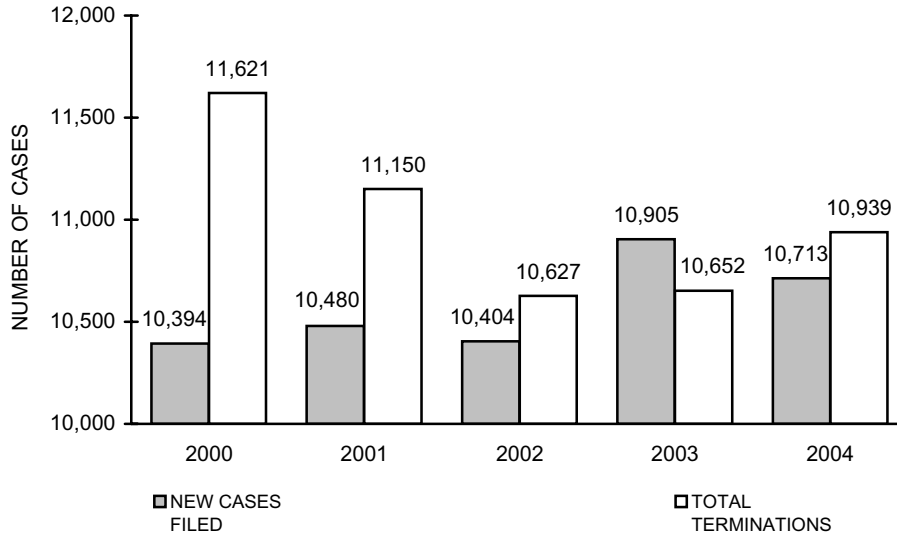
Ross County Courthouse  
Chillicothe

**COURTS OF APPEALS**  
**OVERALL CASELOADS**  
**2004**

	NUMBER OF JUDGES	CASES PENDING JANUARY 1	NEW CASES FILED	TRANSFERRED IN OR REACTIVATED	TOTAL CASES	-----TERMINATED BY -----				TOTAL TERMIN- ATIONS	CASES PENDING DECEMBER 31
						DECISION OR OPINION	DIS- MISSAL	BANK- RUPTCY STAY	OTHER TERMIN- ATIONS		
FIRST DISTRICT	6	623	915	34	1,572	597	389	0	0	986	586
SECOND DISTRICT	5	662	860	7	1,529	627	231	0	1	858	671
THIRD DISTRICT	4	289	640	18	947	381	217	0	32	598	349
FOURTH DISTRICT	4	290	409	6	705	307	151	2	2	460	245
FIFTH DISTRICT	6	697	1,180	27	1,904	816	407	4	1	1,227	677
SIXTH DISTRICT	5	485	717	5	1,207	480	236	3	31	719	488
SEVENTH DISTRICT	4	411	509	5	925	361	156	2	0	519	406
EIGHTH DISTRICT	12	1,027	1,749	97	2,873	1,071	611	3	107	1,685	1,188
NINTH DISTRICT	5	466	981	42	1,489	580	419	1	8	1,000	489
TENTH DISTRICT	8	782	1,401	19	2,202	872	431	0	0	1,303	899
ELEVENTH DISTRICT	5	682	633	14	1,329	534	169	0	0	703	626
TWELFTH DISTRICT	4	475	719	8	1,202	471	220	0	8	691	511
STATEWIDE	68	6,889	10,713	282	17,884	7,097	3,637	15	190	10,939	6,945

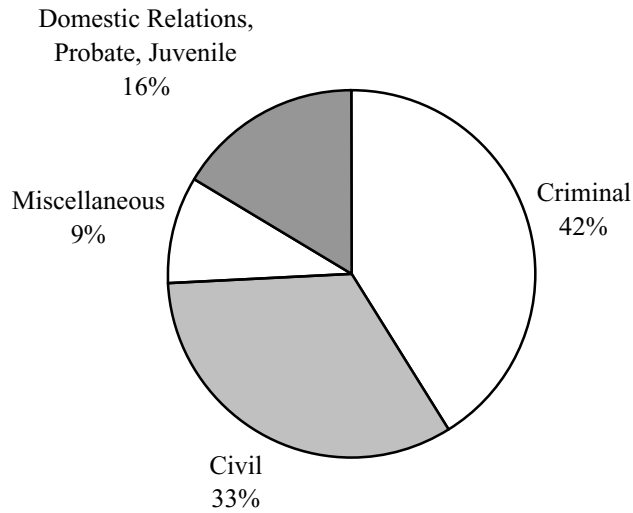
### COURTS OF APPEALS

All Case Types  
2000 - 2004



### COURTS OF APPEALS

New Cases Filed Comparison  
2004



**COURTS OF APPEALS**  
**CRIMINAL CASELOADS**  
**2004**

	NUMBER OF JUDGES	CASES PENDING JANUARY 1	NEW CASES FILED	TRANSFERRED IN OR REACTIVATED	TOTAL CASES	-----TERMINATED BY-----				TOTAL TERMIN- ATIONS	CASES PENDING DECEMBER 31
						DECISION OR OPINION	DIS- MISSAL	BANK- RUPTCY STAY	OTHER TERMIN- ATIONS		
FIRST DISTRICT	6	380	543	23	946	387	189	0	0	576	370
SECOND DISTRICT	5	353	454	5	812	331	87	0	0	418	394
THIRD DISTRICT	4	113	343	14	470	150	113	0	30	293	177
FOURTH DISTRICT	4	122	174	1	297	127	51	0	0	178	119
FIFTH DISTRICT	6	270	489	17	776	327	151	0	1	479	297
SIXTH DISTRICT	5	226	270	1	497	186	81	0	0	267	230
SEVENTH DISTRICT	4	171	155	4	330	127	54	0	0	181	149
EIGHTH DISTRICT	12	500	799	51	1,350	494	291	0	2	787	563
NINTH DISTRICT	5	166	354	24	544	222	142	0	0	364	180
TENTH DISTRICT	8	139	288	7	434	237	59	0	0	296	138
ELEVENTH DISTRICT	5	275	196	3	474	196	17	0	0	213	261
TWELFTH DISTRICT	4	238	332	5	575	239	62	0	1	302	273
STATEWIDE	68	2,953	4,397	155	7,505	3,023	1,297	0	34	4,354	3,151



**COURTS OF APPEALS**  
**CIVIL APPEALS**  
2004

	NUMBER OF JUDGES	CASES PENDING JANUARY 1	NEW CASES FILED	TRANSFERRED IN OR REACTIVATED	TOTAL CASES	-----TERMINATED BY -----				TOTAL TERMIN- ATIONS	CASES PENDING DECEMBER 31
						DECISION OR OPINION	DIS- MISSAL	BANK- RUPTCY STAY	OTHER TERMIN- ATIONS		
FIRST DISTRICT	6	191	226	7	424	167	109	0	0	276	148
SECOND DISTRICT	5	212	238	1	451	170	106	0	1	277	174
THIRD DISTRICT	4	75	144	3	222	100	49	0	2	151	71
FOURTH DISTRICT	4	115	136	4	255	113	63	1	0	177	78
FIFTH DISTRICT	6	237	328	6	571	253	104	3	0	360	211
SIXTH DISTRICT	5	185	269	4	458	179	106	3	25	313	145
SEVENTH DISTRICT	4	130	182	1	313	123	51	2	0	176	137
EIGHTH DISTRICT	12	389	671	42	1,102	372	254	3	96	725	377
NINTH DISTRICT	5	189	415	15	619	230	178	1	0	409	210
TENTH DISTRICT	8	344	546	7	897	300	200	0	0	500	397
ELEVENTH DISTRICT	5	253	237	7	497	190	83	0	0	273	224
TWELFTH DISTRICT	4	116	170	1	287	107	68	0	2	177	110
STATEWIDE	68	2,436	3,562	98	6,096	2,304	1,371	13	126	3,814	2,282

**COURTS OF APPEALS**  
**MISCELLANEOUS MATTERS**  
2004

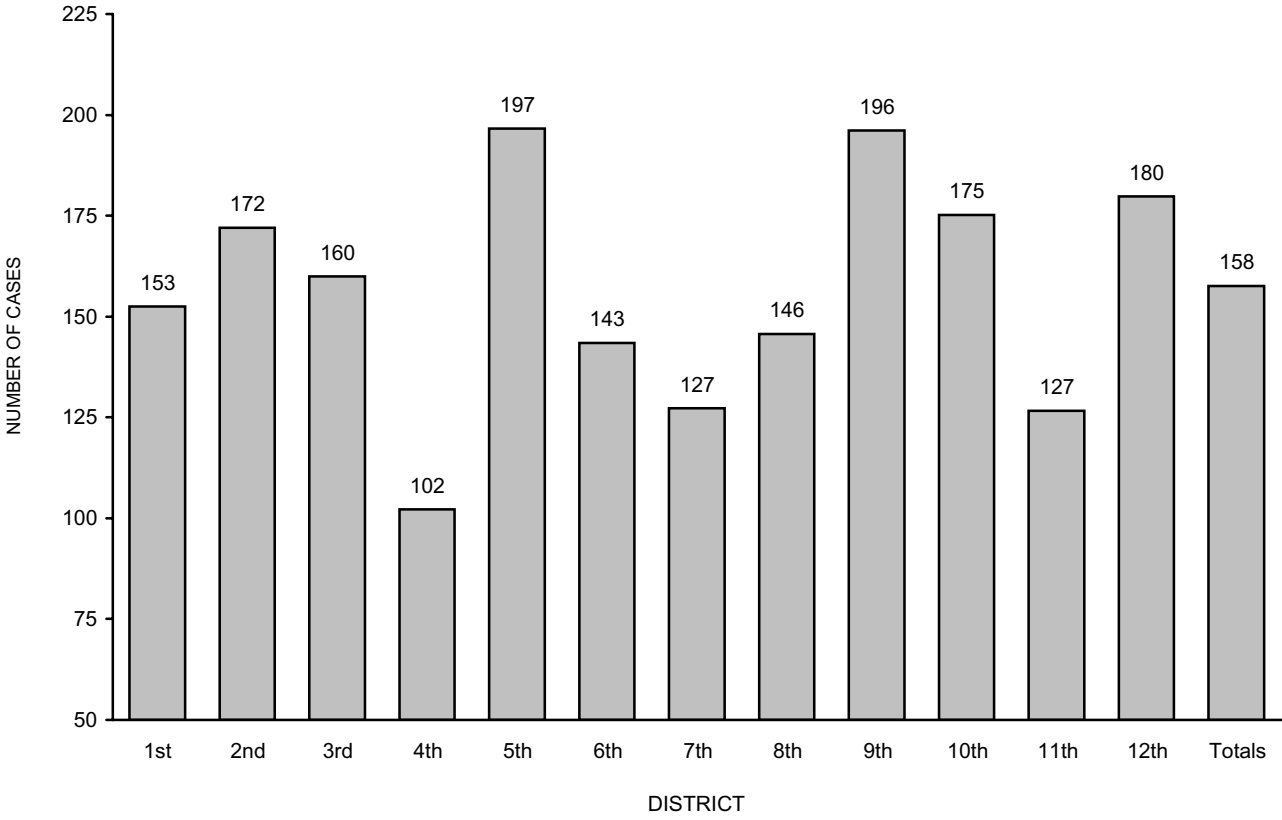
	NUMBER OF JUDGES	CASES PENDING JANUARY 1	NEW CASES FILED	TRANSFERRED IN OR REACTIVATED	TOTAL CASES	-----TERMINATED BY -----				TOTAL TERMIN- ATIONS	CASES PENDING DECEMBER 31
						DECISION OR OPINION	DIS- MISSAL	BANK- RUPTCY STAY	OTHER TERMIN- ATIONS		
FIRST DISTRICT	6	16	55	0	71	11	47	0	0	58	13
SECOND DISTRICT	5	19	39	0	58	37	5	0	0	42	16
THIRD DISTRICT	4	40	32	0	72	37	25	0	0	62	10
FOURTH DISTRICT	4	5	24	1	30	3	17	0	2	22	8
FIFTH DISTRICT	6	47	105	1	153	42	70	0	0	112	41
SIXTH DISTRICT	5	15	53	0	68	45	10	0	0	55	13
SEVENTH DISTRICT	4	17	36	0	53	33	11	0	0	44	9
EIGHTH DISTRICT	12	28	112	0	140	100	4	0	0	104	36
NINTH DISTRICT	5	12	42	0	54	0	37	0	8	45	9
TENTH DISTRICT	8	246	389	4	639	256	105	0	0	361	278
ELEVENTH DISTRICT	5	35	60	0	95	35	22	0	0	57	38
TWELFTH DISTRICT	4	20	49	0	69	19	36	0	0	55	14
STATEWIDE	68	500	996	6	1,502	618	389	0	10	1,017	485

Miscellaneous matters include habeas corpus, original actions, administrative appeals, and appeals from the court of claims

**COURTS OF APPEALS**  
**DOMESTIC RELATIONS, JUVENILE AND PROBATE APPEALS**  
2004

	NUMBER OF JUDGES	CASES PENDING JANUARY 1	NEW CASES FILED	TRANSFERRED IN OR REACTIVATED	TOTAL CASES	-----TERMINATED BY -----				TOTAL TERMIN- ATIONS	CASES PENDING DECEMBER 31
						DECISION OR OPINION	DIS- MISSAL	BANK- RUPTCY STAY	OTHER TERMIN- ATIONS		
FIRST DISTRICT	6	36	91	4	131	32	44	0	0	76	55
SECOND DISTRICT	5	78	129	1	208	89	33	0	0	122	86
THIRD DISTRICT	4	61	121	1	183	94	30	0	0	124	59
FOURTH DISTRICT	4	48	75	0	123	64	20	1	0	85	38
FIFTH DISTRICT	6	143	258	3	404	194	82	1	0	277	127
SIXTH DISTRICT	5	59	125	0	184	70	39	0	6	115	69
SEVENTH DISTRICT	4	93	136	0	229	78	40	0	0	118	111
EIGHTH DISTRICT	12	110	167	4	281	105	62	0	9	176	105
NINTH DISTRICT	5	99	170	3	272	128	62	0	0	190	82
TENTH DISTRICT	8	53	178	1	232	79	67	0	0	146	86
ELEVENTH DISTRICT	5	119	140	4	263	113	47	0	0	160	103
TWELFTH DISTRICT	4	101	168	2	271	106	54	0	5	165	106
STATEWIDE	68	1,000	1,758	23	2,781	1,152	580	2	20	1,754	1,027

**COURTS OF APPEALS**  
Average New Cases Per Judge  
2004



# Section D

---

## Court of Claims



Ohio Court of Claims  
The Ohio Judicial Center  
Columbus

**COURT OF CLAIMS**  
**OVERALL CASELOAD**  
2004

	<u>Judicial</u>	<u>Administrative</u>	<u>Total</u>
Cases Pending January 1, 2004	531	161	692
Cases Filed During 2004	420	604	1,024
Total Terminations	467	644	1,111
Cases Pending December 31, 2004	484	121	605

**VICTIMS OF CRIME CLAIMS**

Panel Commissioners

73	Objections Pending January 1, 2004
139	Objections Filed During 2004
142	Objections Terminated During 2004
70	Objections Pending December 31, 2004


Judges

31	Appeals Filed During 2004
----	---------------------------

# Section E

---

## Courts of Common Pleas *General Division*



Delaware County Courthouse  
Delaware

**COURTS OF COMMON PLEAS - GENERAL DIVISION**  
**COMPOSITE REPORT FORM FOR THE ENTIRE STATE**  
**2004**

	PROFES- SIONAL TORT	PRODUCT LIABILITY	OTHER TORTS	WORKERS' COMPEN- SATION	FORE- CLOSURES	ADMINIS- TRATIVE APPEALS	COMPLEX LITI- GATION	OTHER CIVIL	CRIMINAL	TOTAL
CASES PENDING BEGINNING OF YEAR	3,476	533	24,186	6,864	20,712	1,110	161	27,433	25,005	109,480
NEW CASES FILED	2,250	436	23,890	8,623	59,007	1,219	<b>X</b>	46,810	73,785	216,020
TRANSFERRED IN OR REACTIVATED CASES	444	59	2,312	858	7,117	160	100	2,873	13,274	27,197
TOTAL CASES	6,170	1,028	50,388	16,345	86,836	2,489	261	77,116	112,064	352,697
CASES TERMINATED BY:										
JURY TRIAL	161	8	577	70	17	3	5	281	1,653	2,775
COURT TRIAL	11	1	160	34	557	51	3	1,141	934	2,892
SETTLED OR DISMISSED PRIOR TO TRIAL	805	161	9,410	3,112	3,811	177	16	8,327	1,385	27,204
DISMISSAL	1,477	179	9,700	3,388	9,039	339	16	11,067	4,406	39,611
DISMISSAL: LACK OF SPEEDY TRIAL (CRIM.) OR WANT OF PROSECUTION (CIVIL)	87	8	816	279	1,155	34	0	1,325	119	3,823
MAGISTRATE	4	0	512	81	14,099	177	0	2,595	<b>X</b>	17,468
DIVERSION OR ARBITRATION	19	3	836	72	55	3	16	553	2,841	4,398
GUILTY/NO CONTEST TO ORIGINAL CHARGE (CRIMINAL) OR DEFAULT (CIVIL)	19	10	1,947	52	26,687	20	5	12,160	31,558	72,458
GUILTY/NO CONTEST TO REDUCED CHARGE	<b>X</b>	<b>X</b>	<b>X</b>	<b>X</b>	<b>X</b>	<b>X</b>	<b>X</b>	<b>X</b>	26,209	26,209
UNAVAILABILITY OF ACCUSED	6	0	9	2	5	0	1	19	8,149	8,191
TRANSFERRED OUT	382	94	1,884	1,584	662	90	46	2,278	6,790	13,810
REFERRED TO PRIVATE JUDGE	3	0	2	0	17	0	0	46	<b>X</b>	68
BANKRUPTCY STAY OR INTERLOCUTORY APPEAL	44	21	435	51	4,330	19	6	1,716	72	6,694
ALL OTHER TERMINATIONS	240	50	1,492	384	6,461	542	21	7,091	2,504	18,785
TOTAL TERMINATIONS	3,258	535	27,780	9,109	66,895	1,455	135	48,760	86,620	244,386
CASES PENDING END OF YEAR	2,912	493	22,608	7,236	19,941	1,034	126	28,356	25,444	108,311
TIME GUIDELINE (MONTHS)	<b>24</b>	<b>24</b>	<b>24</b>	<b>12</b>	<b>12</b>	<b>9</b>	<b>36</b>	<b>24</b>	<b>6</b>	<b>X</b>
CASES PENDING END OF YEAR BEYOND TIME GUIDELINE	307	93	1,259	866	855	257	23	1,664	3,575	8,899

Note: "X" indicates data not applicable



# COURTS OF COMMON PLEAS - GENERAL DIVISION

## OVERALL CASELOADS

2004

COUNTY	NUMBER OF JUDGES	----- POPULATION -----		NEW FILINGS, TRANSFERS, AND REACTIVATIONS -----			----- TERMINATIONS -----		
		TOTAL	PER JUDGE	TOTAL	PER JUDGE	PER 1,000 POPULATION	TOTAL	PER JUDGE	PER 1,000 POPULATION
The judges of the following counties also have Domestic Relations, Probate, and Juvenile Division jurisdiction.									
ADAMS	1	27,330	27,330	442	442	16	462	462	17
HENRY	1	29,210	29,210	366	366	13	300	300	10
MORGAN	1	14,897	14,897	305	305	20	338	338	23
MORROW	1	31,628	31,628	600	600	19	1,557	1,557	49
NOBLE	1	14,058	14,058	145	145	10	168	168	12
WYANDOT	1	22,908	22,908	301	301	13	293	293	13
The judges of the following counties have General Division jurisdiction exclusively.									
ALLEN	2	108,473	54,237	1,771	886	16	1,867	934	17
AUGLAIZE	1	46,611	46,611	452	452	10	480	480	10
BUTLER	6	332,807	55,468	8,147	1,358	24	7,668	1,278	23
CLARK	3	144,742	48,247	2,829	943	20	2,875	958	20
CLERMONT	3	177,977	59,326	3,071	1,024	17	3,153	1,051	18
CUYAHOGA	34	1,393,978	40,999	46,707	1,374	34	46,918	1,380	34
ERIE	1	79,551	79,551	1,296	1,296	16	1,007	1,007	13
FAIRFIELD	2	122,759	61,380	1,859	930	15	1,759	880	14
FRANKLIN	16	1,068,978	66,811	26,360	1,648	25	27,370	1,711	26
GREENE	2	147,886	73,943	2,146	1,073	15	2,198	1,099	15
HAMILTON	16	845,303	52,831	23,556	1,472	28	23,087	1,443	27
LAKE	4	227,511	56,878	3,630	908	16	3,726	932	16
LICKING	2	145,491	72,746	2,420	1,210	17	2,322	1,161	16
LORAIN	5	284,664	56,933	6,209	1,242	22	6,137	1,227	22
LUCAS	10	455,054	45,505	9,002	900	20	9,182	918	20
MAHONING	5	257,555	51,511	6,935	1,387	27	7,440	1,488	29
MARION	2	66,217	33,109	1,714	857	26	1,626	813	25
MEDINA	2	151,095	75,548	2,066	1,033	14	2,014	1,007	13
MONTGOMERY	11	559,062	50,824	14,714	1,338	26	15,113	1,374	27
MUSKINGUM	2	84,585	42,293	1,255	628	15	1,081	541	13
PORTAGE	2	152,061	76,031	1,963	982	13	2,014	1,007	13
RICHLAND	2	128,852	64,426	2,625	1,313	20	2,539	1,270	20
SCIOTO	2	79,195	39,598	1,630	815	21	1,606	803	20
STARK	5	378,098	75,620	6,718	1,344	18	6,813	1,363	18
SUMMIT	8	542,899	67,862	13,755	1,719	25	13,523	1,690	25
TRUMBULL	4	225,116	56,279	4,166	1,042	19	4,023	1,006	18
WARREN	2	158,383	79,192	2,691	1,346	17	2,631	1,316	17
The judges of the following counties also have Domestic Relations Division jurisdiction.									
ASHLAND	1	52,523	52,523	560	560	11	561	561	11
ASHTABULA	3	102,728	34,243	1,803	601	18	1,840	613	18
ATHENS	2	62,223	31,112	780	390	13	757	379	12
BELMONT	2	70,226	35,113	895	448	13	845	423	12
BROWN	1	42,285	42,285	752	752	18	722	722	17
CARROLL	1	28,836	28,836	331	331	11	352	352	12
CHAMPAIGN	1	38,890	38,890	623	623	16	715	715	18
CLINTON	1	40,543	40,543	833	833	21	849	849	21
COLUMBIANA	2	112,075	56,038	1,746	873	16	1,750	875	16
COSHOCTON	1	36,655	36,655	641	641	17	545	545	15
CRAWFORD	1	46,966	46,966	708	708	15	753	753	16
DARKE	1	53,309	53,309	657	657	12	672	672	13

**COURTS OF COMMON PLEAS - GENERAL DIVISION**  
**OVERALL CASELOADS (continued)**  
**2004**

COUNTY	NUMBER OF JUDGES	---- POPULATION ----		NEW FILINGS, TRANSFERS, ----- AND REACTIVATIONS -----			----- TERMINATIONS -----		
		TOTAL	PER JUDGE	TOTAL	PER JUDGE	PER 1,000 POPULATION	TOTAL	PER JUDGE	PER 1,000 POPULATION
DEFIANCE	1	39,500	39,500	633	633	16	568	568	14
DELAWARE	2	109,989	54,995	1,747	874	16	1,817	909	17
FAYETTE	1	28,433	28,433	510	510	18	570	570	20
FULTON	1	42,084	42,084	410	410	10	453	453	11
GALLIA	1	31,069	31,069	431	431	14	410	410	13
GEAUGA	2	90,895	45,448	1,029	515	11	1,112	556	12
GUERNSEY	1	40,792	40,792	646	646	16	625	625	15
HANCOCK	2	71,295	35,648	1,017	509	14	1,117	559	16
HARDIN	1	31,945	31,945	452	452	14	480	480	15
HARRISON	1	15,856	15,856	208	208	13	192	192	12
HIGHLAND	1	40,875	40,875	786	786	19	796	796	19
HOCKING	1	28,241	28,241	511	511	18	472	472	17
HOLMES	1	38,943	38,943	552	552	14	535	535	14
HURON	1	59,487	59,487	736	736	12	755	755	13
JACKSON	1	32,641	32,641	571	571	17	533	533	16
JEFFERSON	2	73,894	36,947	872	436	12	808	404	11
KNOX	1	54,500	54,500	697	697	13	686	686	13
LAWRENCE	2	62,319	31,160	1,014	507	16	1,022	511	16
LOGAN	1	46,005	46,005	794	794	17	776	776	17
MADISON	1	40,213	40,213	555	555	14	551	551	14
MEIGS	1	23,072	23,072	273	273	12	241	241	10
MERCER	1	40,924	40,924	352	352	9	373	373	9
MIAMI	2	98,868	49,434	1,252	626	13	1,222	611	12
MONROE	1	15,180	15,180	134	134	9	129	129	8
OTTAWA	1	40,985	40,985	542	542	13	649	649	16
PAULDING	1	20,293	20,293	446	446	22	459	459	23
PERRY	1	34,078	34,078	365	365	11	384	384	11
PICKAWAY	1	52,727	52,727	817	817	15	841	841	16
PIKE	1	27,695	27,695	468	468	17	421	421	15
PREBLE	1	42,337	42,337	712	712	17	631	631	15
PUTNAM	1	34,726	34,726	254	254	7	255	255	7
ROSS	2	73,345	36,673	1,206	603	16	1,173	587	16
SANDUSKY	2	61,792	30,896	835	418	14	782	391	13
SENECA	2	58,683	29,342	789	395	13	799	400	14
SHELBY	1	47,910	47,910	746	746	16	738	738	15
TUSCARAWAS	2	90,914	45,457	1,291	646	14	1,270	635	14
UNION	1	40,909	40,909	656	656	16	694	694	17
VAN WERT	1	29,659	29,659	919	919	31	859	859	29
VINTON	1	12,806	12,806	307	307	24	289	289	23
WASHINGTON	2	63,251	31,626	1,100	550	17	1,095	548	17
WAYNE	2	111,564	55,782	1,420	710	13	1,378	689	12
WILLIAMS	1	39,188	39,188	499	499	13	470	470	12
WOOD	3	121,065	40,355	1,488	496	12	1,466	489	12
STATEWIDE	234	11,353,140	48,518	243,217	1,039	21	244,547	1,045	22

88

All population figures based on estimated 2000 U.S.Census

**COURTS OF COMMON PLEAS - GENERAL DIVISION**  
**PROFESSIONAL TORT OVERALL CASELOADS**  
2004

COUNTY	CASES PENDING JANUARY 1	NEW FILINGS	REACTIVATIONS AND TRANSFERS	TOTAL CASES	TOTAL TERMIN- ATIONS	CLEARANCE RATE	CASES PENDING DECEMBER 31	CASES PENDING BEYOND TIME GUIDELINES
ADAMS	1	2	0	3	2	100.0%	1	0
ALLEN	33	26	2	61	27	96.4%	34	2
ASHLAND	5	6	0	11	7	116.7%	4	0
ASHTABULA	25	22	2	49	24	100.0%	25	5
ATHENS	9	6	0	15	7	116.7%	8	1
AUGLAIZE	3	6	0	9	6	100.0%	3	0
BELMONT	10	3	2	15	4	80.0%	11	3
BROWN	4	0	0	4	2	-	2	2
BUTLER	36	33	2	71	34	97.1%	37	1
CARROLL	0	0	0	0	0	-	0	0
CHAMPAIGN	4	2	1	7	2	66.7%	5	0
CLARK	44	21	3	68	21	87.5%	47	12
CLERMONT	18	10	0	28	9	90.0%	19	6
CLINTON	6	1	1	8	4	200.0%	4	0
COLUMBIANA	19	15	0	34	19	126.7%	15	1
COSHOCTON	7	3	0	10	5	166.7%	5	0
CRAWFORD	2	3	0	5	3	100.0%	2	0
CUYAHOGA	867	711	186	1,764	1,030	114.8%	734	68
DARKE	3	2	0	5	1	50.0%	4	0
DEFIANCE	7	6	0	13	4	66.7%	9	2
DELAWARE	14	7	2	23	12	133.3%	11	0
ERIE	26	16	0	42	12	75.0%	30	6
FAIRFIELD	21	9	2	32	15	136.4%	17	3
FAYETTE	9	2	0	11	6	300.0%	5	2
FRANKLIN	518	234	32	784	380	142.9%	404	54
FULTON	2	0	0	2	2	-	0	0
GALLIA	9	5	0	14	9	180.0%	5	0
GEAUGA	11	10	2	23	9	75.0%	14	0
GREENE	12	6	1	19	10	142.9%	9	0
GUERNSEY	7	5	0	12	7	140.0%	5	0
HAMILTON	324	185	43	552	273	119.7%	279	31
HANCOCK	21	11	1	33	17	141.7%	16	0
HARDIN	5	2	0	7	4	200.0%	3	0
HARRISON	1	0	0	1	1	-	0	0
HENRY	4	1	0	5	2	200.0%	3	0
HIGHLAND	6	6	1	13	10	142.9%	3	0
HOCKING	1	0	0	1	1	-	0	0
HOLMES	3	3	0	6	4	133.3%	2	0
HURON	14	3	0	17	12	400.0%	5	1
JACKSON	4	2	0	6	2	100.0%	4	0
JEFFERSON	8	6	3	17	9	100.0%	8	0
KNOX	10	6	1	17	9	128.6%	8	0
LAKE	51	38	6	95	63	143.2%	32	1
LAWRENCE	2	1	0	3	2	200.0%	1	0
LICKING	19	15	0	34	22	146.7%	12	1
LOGAN	2	4	0	6	1	25.0%	5	0
LORAIN	67	34	6	107	57	142.5%	50	7
LUCAS	248	170	13	431	188	102.7%	243	19

**COURTS OF COMMON PLEAS - GENERAL DIVISION**

PROFESSIONAL TORT OVERALL CASELOADS (continued)

2004

COUNTY	CASES PENDING JANUARY 1	NEW FILINGS	REACTIVATIONS AND TRANSFERS	TOTAL CASES	TOTAL TERMIN- ATIONS	CLEARANCE RATE	CASES PENDING DECEMBER 31	CASES PENDING BEYOND TIME GUIDELINES
MADISON	2	0	1	3	3	-	0	0
MAHONING	180	51	35	266	142	165.1%	124	31
MARION	24	6	4	34	16	160.0%	18	4
MEDINA	16	15	1	32	19	118.8%	13	0
MEIGS	0	0	0	0	0	-	0	0
MERCER	5	1	3	9	5	125.0%	4	1
MIAMI	8	7	0	15	7	100.0%	8	0
MONROE	2	1	0	3	1	100.0%	2	0
MONTGOMERY	160	121	9	290	151	116.2%	139	9
MORGAN	0	1	0	1	0	0.0%	1	0
MORROW	8	0	0	8	6	-	2	0 *
MUSKINGUM	23	16	0	39	14	87.5%	25	5
NOBLE	0	1	0	1	0	0.0%	1	0
OTTAWA	4	6	0	10	1	16.7%	9	0
PAULDING	3	0	0	3	3	-	0	0
PERRY	2	1	0	3	2	200.0%	1	0
PICKAWAY	13	6	0	19	5	83.3%	14	1
PIKE	0	1	0	1	0	0.0%	1	0
PORTAGE	21	6	0	27	14	233.3%	13	3
PREBLE	0	0	0	0	0	-	0	0
PUTNAM	1	0	0	1	1	-	0	0
RICHLAND	29	18	1	48	24	126.3%	24	3
ROSS	18	10	0	28	7	70.0%	21	4
SANDUSKY	10	2	2	14	8	200.0%	6	1
SCIOTO	20	16	5	41	21	100.0%	20	0
SENECA	8	11	0	19	9	81.8%	10	0
SHELBY	1	5	0	6	3	60.0%	3	0
STARK	72	81	26	179	118	110.3%	61	0
SUMMIT	153	123	35	311	175	110.8%	136	7
TRUMBULL	95	34	5	134	75	192.3%	59	10
TUSCARAWAS	18	10	1	29	20	181.8%	9	0
UNION	3	1	1	5	5	250.0%	0	0
VAN WERT	5	4	0	9	6	150.0%	3	0
VINTON	0	0	0	0	0	-	0	0
WARREN	12	7	0	19	10	142.9%	9	0
WASHINGTON	9	6	0	15	8	133.3%	7	0
WAYNE	14	5	2	21	14	200.0%	7	0
WILLIAMS	3	7	0	10	3	42.9%	7	0
WOOD	11	10	1	22	12	109.1%	10	0
WYANDOT	1	1	0	2	0	0.0%	2	0
STATEWIDE	3,476	2,250	444	6,170	3,258	120.9%	2,912	307

88

\* No data reported due to Morrow County computer conversion

**COURTS OF COMMON PLEAS - GENERAL DIVISION**  
**PROFESSIONAL TORT TERMINATIONS**  
2004

COUNTY	JURY TRIAL	COURT TRIAL	SETTLED OR		FOR WANT OF PROSECUTION	MAGISTRATE	DIVERSION OR ARBITRATION	DEFAULT	UNAVAILABILITY OF PARTY	TRANSFERRED OUT	PRIVATE JUDGE REFERRAL	BANKRUPTCY		OTHER TERMINATIONS	TOTAL TERMINATIONS
			DISMISSED PRE TRIAL	DISMISSAL								STAY / INTER-LOCUTORY APPEAL			
ADAMS	0	0	0	0	0	0	0	0	0	2	0	0	0	0	2
ALLEN	3	2	6	10	0	0	0	0	0	2	0	2	2	2	27
ASHLAND	0	1	2	3	0	0	0	0	0	0	0	0	0	1	7
ASHTABULA	0	0	11	7	0	0	0	0	0	2	0	1	3	3	24
ATHENS	0	0	0	6	0	0	0	0	0	1	0	0	0	0	7
AUGLAIZE	0	0	2	1	0	0	0	0	0	0	0	1	2	2	6
BELMONT	0	0	0	3	0	0	0	0	0	0	0	0	0	1	4
BROWN	0	1	1	0	0	0	0	0	0	0	0	0	0	0	2
BUTLER	3	0	11	12	0	0	0	1	0	6	0	0	1	34	34
CARROLL	0	0	0	0	0	0	0	0	0	0	0	0	0	0	0
CHAMPAIGN	0	0	0	0	0	0	1	0	0	1	0	0	0	0	2
CLARK	0	0	4	14	0	0	0	0	0	3	0	0	0	0	21
CLERMONT	0	0	4	0	0	1	0	1	0	1	0	0	2	9	9
CLINTON	0	0	4	0	0	0	0	0	0	0	0	0	0	0	4
COLUMBIANA	1	0	5	7	4	0	0	0	0	1	0	1	0	19	19
COSHOCTON	1	0	1	2	1	0	0	0	0	0	0	0	0	0	5
CRAWFORD	1	0	1	1	0	0	0	0	0	0	0	0	0	0	3
CUYAHOGA	45	0	3	744	0	0	0	1	0	178	0	13	46	1,030	1,030
DARKE	0	0	1	0	0	0	0	0	0	0	0	0	0	0	1
DEFIANCE	0	0	3	1	0	0	0	0	0	0	0	0	0	0	4
DELAWARE	0	0	4	4	0	0	0	0	0	2	0	1	1	12	12
ERIE	0	0	1	10	0	0	0	0	0	1	0	0	0	0	12
FAIRFIELD	1	0	12	0	0	0	0	0	0	2	0	0	0	0	15
FAYETTE	0	0	1	5	0	0	0	0	0	0	0	0	0	0	6
FRANKLIN	16	0	92	178	14	2	1	6	6	22	1	4	38	380	380
FULTON	0	0	2	0	0	0	0	0	0	0	0	0	0	0	2
GALLIA	0	0	4	5	0	0	0	0	0	0	0	0	0	0	9
GEAUGA	1	0	5	1	1	0	0	0	0	0	0	0	1	9	9
GREENE	1	0	2	5	0	0	0	1	0	1	0	0	0	0	10
GUERNSEY	0	0	3	2	0	0	0	0	0	0	0	0	2	7	7
HAMILTON	11	0	170	14	23	0	1	2	0	22	1	1	28	273	273
HANCOCK	0	0	9	6	0	0	0	0	0	1	0	0	1	17	17
HARDIN	1	0	0	2	0	0	0	0	0	0	0	0	1	4	4
HARRISON	0	0	0	0	0	0	0	0	0	0	0	0	1	1	1
HENRY	0	0	2	0	0	0	0	0	0	0	0	0	0	0	2
HIGHLAND	0	2	2	2	0	0	0	1	0	2	0	0	1	10	10
HOCKING	0	0	0	1	0	0	0	0	0	0	0	0	0	0	1
HOLMES	0	1	2	0	0	0	0	0	0	1	0	0	0	0	4
HURON	1	0	8	0	0	0	0	0	0	1	0	0	2	12	12
JACKSON	0	0	0	2	0	0	0	0	0	0	0	0	0	0	2
JEFFERSON	1	0	4	3	0	0	0	0	0	1	0	0	0	9	9
KNOX	0	0	6	1	0	0	0	0	0	0	0	1	1	9	9
LAKE	5	0	23	22	1	0	0	0	0	5	0	2	5	63	63
LAWRENCE	1	0	1	0	0	0	0	0	0	0	0	0	0	2	2
LICKING	1	0	5	8	0	0	0	1	0	0	0	6	1	22	22
LOGAN	0	0	1	0	0	0	0	0	0	0	0	0	0	0	1
LORAIN	1	0	20	24	0	0	0	0	0	6	0	0	6	57	57
LUCAS	16	0	54	80	5	0	0	2	0	7	0	3	21	188	188

**COURTS OF COMMON PLEAS - GENERAL DIVISION**

PROFESSIONAL TORT TERMINATIONS (continued)

2004

COUNTY	JURY TRIAL	COURT TRIAL	SETTLED OR		FOR WANT OF PROSECUTION	MAGISTRATE	DIVERSION OR ARBITRATION	DEFAULT	UNAVAILABILITY OF PARTY	TRANSFERRED OUT	PRIVATE JUDGE REFERRAL	BANKRUPTCY		TOTAL TERMINATIONS
			DISMISSED PRE TRIAL	DISMISSAL								STAY/INTER-LOCUTORY APPEAL	OTHER TERMINATIONS	
MADISON	1	0	0	2	0	0	0	0	0	0	0	0	0	3
MAHONING	7	0	31	66	0	0	0	0	0	18	1	1	18	142
MARION	0	0	7	6	0	0	0	0	0	0	0	0	3	16
MEDINA	2	0	16	0	0	0	0	0	0	0	0	0	1	19
MEIGS	0	0	0	0	0	0	0	0	0	0	0	0	0	0
MERCER	0	0	2	0	2	0	0	0	0	0	0	0	1	5
MIAMI	0	0	1	2	3	0	0	0	0	0	0	0	1	7
MONROE	0	0	0	0	0	0	0	0	0	0	0	0	1	1
MONTGOMERY	8	0	20	99	4	1	0	2	0	12	0	0	5	151
MORGAN	0	0	0	0	0	0	0	0	0	0	0	0	0	0
MORROW	0	0	0	0	0	0	0	0	0	0	0	0	6	6
MUSKINGUM	0	0	2	10	0	0	0	0	0	1	0	0	1	14
NOBLE	0	0	0	0	0	0	0	0	0	0	0	0	0	0
OTTAWA	0	0	0	0	0	0	0	0	0	1	0	0	0	1
PAULDING	0	0	0	3	0	0	0	0	0	0	0	0	0	3
PERRY	0	0	2	0	0	0	0	0	0	0	0	0	0	2
PICKAWAY	0	0	1	2	0	0	0	1	0	0	0	0	1	5
PIKE	0	0	0	0	0	0	0	0	0	0	0	0	0	0
PORTAGE	0	0	1	9	0	0	0	0	0	4	0	0	0	14
PREBLE	0	0	0	0	0	0	0	0	0	0	0	0	0	0
PUTNAM	0	0	0	0	0	0	0	0	0	0	0	0	1	1
RICHLAND	3	0	17	1	1	0	0	0	0	1	0	0	1	24
ROSS	0	0	2	2	0	0	0	0	0	2	0	0	1	7
SANDUSKY	1	0	1	3	0	0	1	0	0	2	0	0	0	8
SCIOTO	0	0	3	11	0	0	0	0	0	5	0	0	2	21
SENECA	1	0	5	2	0	0	0	0	0	0	0	1	0	9
SHELBY	0	0	0	1	0	0	0	0	0	0	0	0	2	3
STARK	7	0	55	6	10	0	9	0	0	21	0	2	8	118
SUMMIT	11	1	55	49	4	0	6	0	0	36	0	3	10	175
TRUMBULL	4	3	59	2	0	0	0	0	0	5	0	0	2	75
TUSCARAWAS	1	0	7	1	9	0	0	0	0	1	0	0	1	20
UNION	1	0	1	3	0	0	0	0	0	0	0	0	0	5
VAN WERT	0	0	1	1	0	0	0	0	0	0	0	1	3	6
VINTON	0	0	0	0	0	0	0	0	0	0	0	0	0	0
WARREN	0	0	9	1	0	0	0	0	0	0	0	0	0	10
WASHINGTON	1	0	6	1	0	0	0	0	0	0	0	0	0	8
WAYNE	0	0	3	4	5	0	0	0	0	1	0	0	1	14
WILLIAMS	1	0	1	1	0	0	0	0	0	0	0	0	0	3
WOOD	1	0	5	3	0	0	0	0	0	1	0	0	2	12
WYANDOT	0	0	0	0	0	0	0	0	0	0	0	0	0	0
STATEWIDE	161	11	805	1,477	87	4	19	19	6	382	3	44	240	3,258

88

**COURTS OF COMMON PLEAS - GENERAL DIVISION**  
**PRODUCT LIABILITY OVERALL CASELOADS**  
2004

COUNTY	CASES PENDING JANUARY 1	NEW FILINGS	REACTIVATIONS AND TRANSFERS	TOTAL CASES	TOTAL TERMIN- ATIONS	CLEARANCE RATE	CASES PENDING DECEMBER 31	CASES PENDING BEYOND TIME GUIDELINES
ADAMS	0	0	0	0	0	-	0	0
ALLEN	4	2	1	7	4	133.3%	3	0
ASHLAND	3	0	0	3	3	-	0	0
ASHTABULA	2	8	0	10	4	50.0%	6	0
ATHENS	0	0	0	0	0	-	0	0
AUGLAIZE	2	2	0	4	3	150.0%	1	0
BELMONT	8	2	1	11	5	166.7%	6	1
BROWN	1	0	0	1	1	-	0	0
BUTLER	5	18	3	26	19	90.5%	7	1
CARROLL	0	0	0	0	0	-	0	0
CHAMPAIGN	1	0	0	1	1	-	0	0
CLARK	6	0	0	6	4	-	2	0
CLERMONT	14	0	1	15	8	-	7	2
CLINTON	2	2	0	4	2	100.0%	2	0
COLUMBIANA	5	7	0	12	4	57.1%	8	0
COSHOCTON	2	2	0	4	2	100.0%	2	0
CRAWFORD	0	1	0	1	1	100.0%	0	0
CUYAHOGA	157	118	19	294	158	115.3%	136	56
DARKE	2	3	1	6	3	75.0%	3	0
DEFIANCE	0	0	1	1	0	-	1	0
DELAWARE	3	3	0	6	3	100.0%	3	0
ERIE	5	0	0	5	4	-	1	1
FAIRFIELD	1	0	0	1	1	-	0	0
FAYETTE	1	0	0	1	1	-	0	0
FRANKLIN	66	38	9	113	58	123.4%	55	10
FULTON	0	0	0	0	0	-	0	0
GALLIA	0	0	0	0	0	-	0	0
GEAUGA	8	4	0	12	9	225.0%	3	1
GREENE	10	13	1	24	11	78.6%	13	0
GUERNSEY	0	0	0	0	0	-	0	0
HAMILTON	50	24	5	79	35	120.7%	44	7
HANCOCK	5	0	0	5	5	-	0	0
HARDIN	0	1	0	1	1	100.0%	0	0
HARRISON	0	0	0	0	0	-	0	0
HENRY	0	0	0	0	0	-	0	0
HIGHLAND	1	3	0	4	2	66.7%	2	0
HOCKING	0	0	0	0	0	-	0	0
HOLMES	1	1	0	2	2	200.0%	0	0
HURON	1	1	0	2	1	100.0%	1	0
JACKSON	0	0	0	0	0	-	0	0
JEFFERSON	7	2	0	9	8	400.0%	1	1
KNOX	1	1	0	2	1	100.0%	1	0
LAKE	5	8	1	14	6	66.7%	8	0
LAWRENCE	6	4	0	10	2	50.0%	8	2
LICKING	6	2	0	8	4	200.0%	4	0
LOGAN	0	3	0	3	0	0.0%	3	0
LORAIN	0	0	0	0	0	-	0	0
LUCAS	29	20	1	50	31	147.6%	19	1

**COURTS OF COMMON PLEAS - GENERAL DIVISION**

PRODUCT LIABILITY OVERALL CASELOADS (continued)

2004

COUNTY	CASES PENDING JANUARY 1	NEW FILINGS	REACTIVATIONS AND TRANSFERS	TOTAL CASES	TOTAL TERMIN- ATIONS	CLEARANCE RATE	CASES PENDING DECEMBER 31	CASES PENDING BEYOND TIME GUIDELINES
MADISON	0	0	0	0	0	-	0	0
MAHONING	2	1	2	5	3	100.0%	2	0
MARION	0	2	1	3	2	66.7%	1	0
MEDINA	15	7	0	22	6	85.7%	16	0
MEIGS	0	0	0	0	0	-	0	0
MERCER	3	0	1	4	1	-	3	1
MIAMI	6	11	0	17	9	81.8%	8	1
MONROE	0	0	0	0	0	-	0	0
MONTGOMERY	14	35	0	49	19	54.3%	30	2
MORGAN	0	0	0	0	0	-	0	0
MORROW	0	0	0	0	0	-	0	0 *
MUSKINGUM	6	1	0	7	4	400.0%	3	1
NOBLE	1	1	0	2	1	100.0%	1	0
OTTAWA	0	1	0	1	1	100.0%	0	0
PAULDING	0	0	0	0	0	-	0	0
PERRY	0	0	0	0	0	-	0	0
PICKAWAY	0	0	0	0	0	-	0	0
PIKE	0	0	0	0	0	-	0	0
PORTAGE	9	5	0	14	7	140.0%	7	0
PREBLE	0	1	0	1	0	0.0%	1	0
PUTNAM	0	0	0	0	0	-	0	0
RICHLAND	1	5	1	7	1	16.7%	6	0
ROSS	6	4	0	10	5	125.0%	5	1
SANDUSKY	3	2	0	5	2	100.0%	3	1
SCIOTO	4	1	0	5	3	300.0%	2	0
SENECA	0	1	0	1	1	100.0%	0	0
SHELBY	1	7	0	8	4	57.1%	4	0
STARK	6	16	5	27	19	90.5%	8	0
SUMMIT	13	13	2	28	12	80.0%	16	1
TRUMBULL	2	4	1	7	4	80.0%	3	0
TUSCARAWAS	1	8	0	9	3	37.5%	6	0
UNION	0	0	0	0	0	-	0	0
VAN WERT	0	3	0	3	2	66.7%	1	0
VINTON	0	0	0	0	0	-	0	0
WARREN	10	8	0	18	8	100.0%	10	1
WASHINGTON	1	2	0	3	1	50.0%	2	0
WAYNE	2	0	1	3	2	-	1	1
WILLIAMS	3	2	0	5	3	150.0%	2	0
WOOD	3	2	0	5	4	200.0%	1	0
WYANDOT	1	0	1	2	1	-	1	0
STATEWIDE	533	436	59	1,028	535	108.1%	493	93

88

\* No data reported due to Morrow County computer conversion



**COURTS OF COMMON PLEAS - GENERAL DIVISION**  
**PRODUCT LIABILITY TERMINATIONS**  
2004

COUNTY	JURY TRIAL	COURT TRIAL	SETTLED OR		FOR WANT OF PROSECUTION	MAGISTRATE	DIVERSION OR ARBITRATION	DEFAULT	UNAVAILABILITY OF PARTY	TRANSFERRED OUT	PRIVATE JUDGE REFERRAL	BANKRUPTCY		TOTAL TERMINATIONS
			DISMISSED PRE TRIAL	DISMISSAL								STAY / INTER-LOCUTORY APPEAL	OTHER TERMINATIONS	
ADAMS	0	0	0	0	0	0	0	0	0	0	0	0	0	0
ALLEN	0	0	2	1	0	0	0	0	0	0	0	0	1	4
ASHLAND	0	0	2	1	0	0	0	0	0	0	0	0	0	3
ASHTABULA	0	0	3	1	0	0	0	0	0	0	0	0	0	4
ATHENS	0	0	0	0	0	0	0	0	0	0	0	0	0	0
AUGLAIZE	0	0	1	0	0	0	0	0	0	0	0	1	1	3
BELMONT	0	0	1	2	0	0	0	1	0	1	0	0	0	5
BROWN	0	0	0	1	0	0	0	0	0	0	0	0	0	1
BUTLER	0	0	4	1	0	0	0	2	0	10	0	0	2	19
CARROLL	0	0	0	0	0	0	0	0	0	0	0	0	0	0
CHAMPAIGN	0	0	0	0	0	0	0	0	0	0	0	0	1	1
CLARK	1	0	2	0	0	0	0	1	0	0	0	0	0	4
CLERMONT	0	0	8	0	0	0	0	0	0	0	0	0	0	8
CLINTON	0	0	2	0	0	0	0	0	0	0	0	0	0	2
COLUMBIANA	0	0	4	0	0	0	0	0	0	0	0	0	0	4
COSHOCTON	0	0	0	2	0	0	0	0	0	0	0	0	0	2
CRAWFORD	0	0	0	1	0	0	0	0	0	0	0	0	0	1
CUYAHOGA	2	0	2	82	0	0	2	1	0	52	0	7	10	158
DARKE	1	0	1	1	0	0	0	0	0	0	0	0	0	3
DEFIANCE	0	0	0	0	0	0	0	0	0	0	0	0	0	0
DELAWARE	0	0	1	1	0	0	0	0	0	0	0	0	1	3
ERIE	0	0	2	1	0	0	0	0	0	0	0	0	1	4
FAIRFIELD	0	0	1	0	0	0	0	0	0	0	0	0	0	1
FAYETTE	0	0	1	0	0	0	0	0	0	0	0	0	0	1
FRANKLIN	2	0	18	18	1	0	0	1	0	5	0	4	9	58
FULTON	0	0	0	0	0	0	0	0	0	0	0	0	0	0
GALLIA	0	0	0	0	0	0	0	0	0	0	0	0	0	0
GEAUGA	0	0	6	0	2	0	0	0	0	0	0	1	0	9
GREENE	0	0	5	5	0	0	0	1	0	0	0	0	0	11
GUERNSEY	0	0	0	0	0	0	0	0	0	0	0	0	0	0
HAMILTON	0	0	18	4	2	0	0	0	0	4	0	1	6	35
HANCOCK	1	0	4	0	0	0	0	0	0	0	0	0	0	5
HARDIN	0	0	0	0	0	0	0	0	0	0	0	0	1	1
HARRISON	0	0	0	0	0	0	0	0	0	0	0	0	0	0
HENRY	0	0	0	0	0	0	0	0	0	0	0	0	0	0
HIGHLAND	0	0	1	0	0	0	0	0	0	0	0	0	1	2
HOCKING	0	0	0	0	0	0	0	0	0	0	0	0	0	0
HOLMES	0	0	2	0	0	0	0	0	0	0	0	0	0	2
HURON	0	0	1	0	0	0	0	0	0	0	0	0	0	1
JACKSON	0	0	0	0	0	0	0	0	0	0	0	0	0	0
JEFFERSON	0	0	5	1	0	0	0	0	0	1	0	0	1	8
KNOX	0	0	1	0	0	0	0	0	0	0	0	0	0	1
LAKE	0	0	2	2	0	0	0	0	0	1	0	1	0	6
LAWRENCE	0	0	0	2	0	0	0	0	0	0	0	0	0	2
LICKING	0	0	1	2	0	0	0	0	0	0	0	0	1	4
LOGAN	0	0	0	0	0	0	0	0	0	0	0	0	0	0
LORAIN	0	0	0	0	0	0	0	0	0	0	0	0	0	0
LUCAS	1	0	5	14	1	0	0	0	0	4	0	2	4	31

**COURTS OF COMMON PLEAS - GENERAL DIVISION**

PRODUCT LIABILITY TERMINATIONS (continued)

2004

COUNTY	JURY TRIAL	COURT TRIAL	SETTLED OR		FOR WANT OF PROSECUTION	MAGISTRATE	DIVERSION OR ARBITRATION	DEFAULT	UNAVAILABILITY OF PARTY	TRANSFERRED OUT	PRIVATE JUDGE REFERRAL	BANKRUPTCY		OTHER TERMINATIONS	TOTAL TERMINATIONS
			DISMISSED PRE TRIAL	DISMISSAL								STAY / INTER-LOCUTORY APPEAL			
MADISON	0	0	0	0	0	0	0	0	0	0	0	0	0	0	0
MAHONING	0	0	1	2	0	0	0	0	0	0	0	0	0	0	3
MARION	0	0	0	0	0	0	0	0	0	2	0	0	0	0	2
MEDINA	0	0	6	0	0	0	0	0	0	0	0	0	0	0	6
MEIGS	0	0	0	0	0	0	0	0	0	0	0	0	0	0	0
MERCER	0	0	0	0	0	0	0	0	0	0	0	1	0	0	1
MIAMI	0	0	2	5	0	0	0	0	0	2	0	0	0	0	9
MONROE	0	0	0	0	0	0	0	0	0	0	0	0	0	0	0
MONTGOMERY	0	0	9	8	0	0	0	0	0	1	0	0	1	1	19
MORGAN	0	0	0	0	0	0	0	0	0	0	0	0	0	0	0
MORROW	0	0	0	0	0	0	0	0	0	0	0	0	0	0	0
MUSKINGUM	0	0	0	3	0	0	0	1	0	0	0	0	0	0	4
NOBLE	0	0	0	1	0	0	0	0	0	0	0	0	0	0	1
OTTAWA	0	0	0	1	0	0	0	0	0	0	0	0	0	0	1
PAULDING	0	0	0	0	0	0	0	0	0	0	0	0	0	0	0
PERRY	0	0	0	0	0	0	0	0	0	0	0	0	0	0	0
PICKAWAY	0	0	0	0	0	0	0	0	0	0	0	0	0	0	0
PIKE	0	0	0	0	0	0	0	0	0	0	0	0	0	0	0
PORTAGE	0	0	3	3	0	0	0	0	0	1	0	0	0	0	7
PREBLE	0	0	0	0	0	0	0	0	0	0	0	0	0	0	0
PUTNAM	0	0	0	0	0	0	0	0	0	0	0	0	0	0	0
RICHLAND	0	0	1	0	0	0	0	0	0	0	0	0	0	0	1
ROSS	0	0	1	2	0	0	0	0	0	1	0	0	1	1	5
SANDUSKY	0	0	0	2	0	0	0	0	0	0	0	0	0	0	2
SCIOTO	0	0	1	2	0	0	0	0	0	0	0	0	0	0	3
SENECA	0	0	1	0	0	0	0	0	0	0	0	0	0	0	1
SHELBY	0	0	0	0	2	0	0	0	0	0	0	0	2	2	4
STARK	0	0	8	1	0	0	1	1	0	4	0	2	2	2	19
SUMMIT	0	0	10	0	0	0	0	0	0	2	0	0	0	0	12
TRUMBULL	0	0	3	0	0	0	0	0	0	1	0	0	0	0	4
TUSCARAWAS	0	0	1	0	0	0	0	0	0	1	0	1	0	0	3
UNION	0	0	0	0	0	0	0	0	0	0	0	0	0	0	0
VAN WERT	0	0	0	0	0	0	0	0	0	0	0	0	2	2	2
VINTON	0	0	0	0	0	0	0	0	0	0	0	0	0	0	0
WARREN	0	1	4	3	0	0	0	0	0	0	0	0	0	0	8
WASHINGTON	0	0	0	0	0	0	0	1	0	0	0	0	0	0	1
WAYNE	0	0	0	0	0	0	0	0	0	0	0	0	2	2	2
WILLIAMS	0	0	2	1	0	0	0	0	0	0	0	0	0	0	3
WOOD	0	0	2	1	0	0	0	0	0	1	0	0	0	0	4
WYANDOT	0	0	0	1	0	0	0	0	0	0	0	0	0	0	1
STATEWIDE	8	1	161	179	8	0	3	10	0	94	0	21	50	535	

**COURTS OF COMMON PLEAS - GENERAL DIVISION**  
**OTHER TORT OVERALL CASELOADS**  
2004

COUNTY	CASES PENDING JANUARY 1	NEW FILINGS	REACTIVATIONS AND TRANSFERS	TOTAL CASES	TOTAL TERMIN- ATIONS	CLEARANCE RATE	CASES PENDING DECEMBER 31	CASES PENDING BEYOND TIME GUIDELINES
ADAMS	20	20	0	40	25	125.0%	15	0
ALLEN	230	196	20	446	224	103.7%	222	5
ASHLAND	30	50	3	83	53	100.0%	30	0
ASHTABULA	198	177	9	384	222	119.4%	162	6
ATHENS	25	42	3	70	32	71.1%	38	1
AUGLAIZE	39	40	1	80	51	124.4%	29	0
BELMONT	175	84	10	269	95	101.1%	174	42
BROWN	85	40	1	126	54	131.7%	72	18
BUTLER	639	629	60	1,328	706	102.5%	622	16
CARROLL	11	16	0	27	23	143.8%	4	0
CHAMPAIGN	42	27	12	81	56	143.6%	25	8
CLARK	306	201	11	518	201	94.8%	317	56
CLERMONT	353	208	23	584	280	121.2%	304	49
CLINTON	69	38	1	108	49	125.6%	59	4
COLUMBIANA	153	151	10	314	175	108.7%	139	3
COSHOCTON	29	41	2	72	30	69.8%	42	2
CRAWFORD	40	44	5	89	34	69.4%	55	0
CUYAHOGA	4,982	5,826	703	11,511	6,684	102.4%	4,827	201
DARKE	28	32	3	63	31	88.6%	32	0
DEFIANCE	70	56	0	126	55	98.2%	71	8
DELAWARE	130	95	9	234	139	133.7%	95	6
ERIE	263	170	1	434	90	52.6%	344	121
FAIRFIELD	195	134	8	337	158	111.3%	179	13
FAYETTE	44	30	1	75	40	129.0%	35	3
FRANKLIN	2,431	2,103	202	4,736	2,670	115.8%	2,066	82
FULTON	60	31	6	97	55	148.6%	42	1
GALLIA	6	21	0	27	7	33.3%	20	0
GEAUGA	195	176	9	380	205	110.8%	175	1
GREENE	200	180	22	402	216	106.9%	186	2
GUERNSEY	50	31	7	88	50	131.6%	38	0
HAMILTON	1,798	1,966	153	3,917	2,165	102.2%	1,752	87
HANCOCK	146	93	5	244	131	133.7%	113	11
HARDIN	30	21	0	51	22	104.8%	29	5
HARRISON	12	12	0	24	11	91.7%	13	1
HENRY	61	30	0	91	39	130.0%	52	0
HIGHLAND	1	1	0	2	1	100.0%	1	0
HOCKING	1	1	0	2	1	100.0%	1	0
HOLMES	19	19	0	38	25	131.6%	13	0
HURON	63	76	5	144	68	84.0%	76	1
JACKSON	42	48	0	90	37	77.1%	53	3
JEFFERSON	134	111	2	247	97	85.8%	150	11
KNOX	70	27	2	99	49	169.0%	50	4
LAKE	486	581	92	1,159	707	105.1%	452	4
LAWRENCE	118	83	4	205	76	87.4%	129	19
LICKING	187	176	22	385	204	103.0%	181	8
LOGAN	53	48	1	102	54	110.2%	48	0
LORAIN	544	568	34	1,146	584	97.0%	562	19
LUCAS	1,432	1,063	70	2,565	1,269	112.0%	1,296	69

## COURTS OF COMMON PLEAS - GENERAL DIVISION

### OTHER TORT OVERALL CASELOADS (continued)

2004

COUNTY	CASES PENDING JANUARY 1	NEW FILINGS	REACTIVATIONS AND TRANSFERS	TOTAL CASES	TOTAL TERMIN- ATIONS	CLEARANCE RATE	CASES PENDING DECEMBER 31	CASES PENDING BEYOND TIME GUIDELINES
MADISON	41	24	3	68	35	129.6%	33	0
MAHONING	1,045	683	162	1,890	961	113.7%	929	98
MARION	149	94	19	262	115	101.8%	147	26
MEDINA	159	186	3	348	189	100.0%	159	0
MEIGS	20	26	0	46	23	88.5%	23	0
MERCER	27	23	2	52	33	132.0%	19	1
MIAMI	93	95	3	191	94	95.9%	97	0
MONROE	9	10	0	19	9	90.0%	10	1
MONTGOMERY	1,707	2,380	200	4,287	2,812	109.0%	1,475	50
MORGAN	2	1	0	3	0	0.0%	3	0
MORROW	88	20	0	108	63	315.0%	45	0 *
MUSKINGUM	127	96	3	226	99	100.0%	127	12
NOBLE	8	2	0	10	8	400.0%	2	0
OTTAWA	115	59	3	177	89	143.5%	88	6
PAULDING	18	12	1	31	17	130.8%	14	1
PERRY	17	19	0	36	24	126.3%	12	0
PICKAWAY	61	24	0	85	56	233.3%	29	1
PIKE	56	36	4	96	47	117.5%	49	9
PORTAGE	312	244	6	562	268	107.2%	294	20
PREBLE	39	34	0	73	27	79.4%	46	6
PUTNAM	11	22	2	35	18	75.0%	17	0
RICHLAND	221	217	14	452	229	99.1%	223	15
ROSS	140	103	1	244	91	87.5%	153	19
SANDUSKY	90	85	8	183	77	82.8%	106	7
SCIOTO	111	103	11	225	113	99.1%	112	2
SENECA	38	61	3	102	62	96.9%	40	0
SHELBY	39	45	0	84	49	108.9%	35	0
STARK	457	743	100	1,300	864	102.5%	436	1
SUMMIT	1,099	1,174	144	2,417	1,431	108.6%	986	22
TRUMBULL	739	630	47	1,416	667	98.5%	749	56
TUSCARAWAS	102	109	7	218	128	110.3%	90	0
UNION	28	30	1	59	44	141.9%	15	0
VAN WERT	25	27	3	55	34	113.3%	21	0
VINTON	11	13	1	25	13	92.9%	12	0
WARREN	267	249	10	526	274	105.8%	252	8
WASHINGTON	82	91	0	173	87	95.6%	86	0
WAYNE	121	106	5	232	127	114.4%	105	5
WILLIAMS	27	24	3	54	28	103.7%	26	1
WOOD	166	164	8	338	205	119.2%	133	1
WYANDOT	24	13	3	40	20	125.0%	20	1
STATEWIDE	24,186	23,890	2,312	50,388	27,780	106.0%	22,608	1,259

88

\* No data reported due to Morrow County computer conversion

**COURTS OF COMMON PLEAS - GENERAL DIVISION**  
**OTHER TORT TERMINATIONS**  
2004

COUNTY	JURY TRIAL	COURT TRIAL	SETTLED OR		FOR WANT OF PROSECUTION	MAGISTRATE	DIVERSION OR ARBITRATION	DEFAULT	UNAVAILABILITY OF PARTY	TRANSFERRED OUT	BANKRUPTCY		OTHER TERMINATIONS	TOTAL TERMINATIONS
			DISMISSED PRE TRIAL	DISMISSAL							PRIVATE JUDGE REFERRAL	STAY / INTERLOCUTORY APPEAL		
ADAMS	0	0	5	12	1	0	0	1	0	5	0	0	1	25
ALLEN	4	11	114	68	5	0	0	6	0	9	0	2	5	224
ASHLAND	0	3	11	33	0	0	0	3	0	1	0	0	2	53
ASHTABULA	4	0	101	77	0	0	2	6	0	13	0	2	17	222
ATHENS	3	1	2	15	0	0	0	5	0	1	0	2	3	32
AUGLAIZE	1	0	33	6	1	0	0	4	0	2	0	0	4	51
BELMONT	4	0	26	52	0	0	0	3	0	6	0	0	4	95
BROWN	0	1	20	24	1	0	0	1	0	1	0	0	6	54
BUTLER	17	2	356	154	6	0	7	65	0	55	0	17	27	706
CARROLL	0	0	16	3	2	0	0	1	0	1	0	0	0	23
CHAMPAIGN	0	0	27	1	0	0	22	1	0	3	0	1	1	56
CLARK	13	3	107	26	10	0	0	13	0	10	0	5	14	201
CLERMONT	6	6	150	67	0	19	2	0	0	17	0	4	9	280
CLINTON	2	0	36	5	0	0	0	0	0	3	0	1	2	49
COLUMBIANA	4	3	90	19	22	0	0	11	0	12	0	8	6	175
COSHOCTON	0	1	3	15	0	0	0	7	2	0	0	0	2	30
CRAWFORD	0	0	20	7	2	0	0	1	0	1	0	1	2	34
CUYAHOGA	125	12	9	4,650	0	2	322	479	0	712	0	75	298	6,684
DARKE	1	0	23	2	0	0	0	1	0	0	0	0	4	31
DEFIANCE	2	0	32	10	3	0	0	2	0	0	0	0	6	55
DELAWARE	9	2	59	48	2	4	0	2	0	7	0	2	4	139
ERIE	0	0	9	66	0	0	0	4	0	5	0	1	5	90
FAIRFIELD	4	0	117	15	3	0	0	4	1	5	0	4	5	158
FAYETTE	1	1	5	19	2	0	0	1	0	0	0	1	10	40
FRANKLIN	46	11	854	1,026	118	53	8	222	2	130	0	54	146	2,670
FULTON	3	2	42	0	0	0	0	4	0	1	0	1	2	55
GALLIA	0	0	2	1	1	0	0	0	0	0	0	0	3	7
GEAUGA	5	2	122	16	10	0	6	7	0	5	0	7	25	205
GREENE	3	0	48	117	3	3	1	20	0	14	0	4	3	216
GUERNSEY	2	1	33	5	0	0	0	1	1	0	0	0	7	50
HAMILTON	21	4	1,359	150	266	14	39	98	0	87	0	12	115	2,165
HANCOCK	4	0	92	14	3	0	0	6	0	1	0	3	8	131
HARDIN	2	0	2	11	0	0	0	1	0	1	0	0	5	22
HARRISON	0	0	4	3	0	0	0	1	0	0	0	1	2	11
HENRY	0	0	15	24	0	0	0	0	0	0	0	0	0	39
HIGHLAND	0	0	1	0	0	0	0	0	0	0	0	0	0	1
HOCKING	0	1	0	0	0	0	0	0	0	0	0	0	0	1
HOLMES	0	3	16	3	0	0	0	2	0	0	0	0	1	25
HURON	1	0	45	8	0	0	0	2	0	5	0	1	6	68
JACKSON	0	0	0	35	0	0	0	1	0	0	0	0	1	37
JEFFERSON	3	0	57	23	1	0	0	3	0	5	0	0	5	97
KNOX	3	0	33	10	0	0	0	0	0	0	0	1	2	49
LAKE	22	15	273	232	10	3	18	15	0	84	0	10	25	707
LAWRENCE	6	1	32	25	0	0	0	4	0	3	0	0	5	76
LICKING	4	0	79	63	1	0	0	18	0	10	0	9	20	204
LOGAN	3	0	38	8	0	0	0	2	1	1	0	0	1	54
LORAIN	14	3	328	132	3	0	8	25	0	38	0	13	20	584
LUCAS	16	3	473	476	28	0	0	99	0	56	0	23	95	1,269

**COURTS OF COMMON PLEAS - GENERAL DIVISION**

OTHER TORT TERMINATIONS (continued)

2004

COUNTY	JURY TRIAL	COURT TRIAL	SETTLED OR DISMISSED PRE TRIAL	DIS-MISSAL	FOR WANT OF PROSECUTION	MAGISTRATE	DIVERSION OR ARBITRATION	DE-FULT	UNAVAILABILITY OF PARTY	TRANSFERRED OUT	PRIVATE JUDGE REFERRAL	BANKRUPTCY		TOTAL TERMINATIONS
												STAY / INTER-LOCUTORY APPEAL	OTHER TERMINATIONS	
MADISON	1	1	5	24	0	0	0	0	0	2	0	0	2	35
MAHONING	8	0	548	198	0	7	10	49	1	59	0	26	55	961
MARION	2	0	60	17	5	0	0	3	0	18	0	3	7	115
MEDINA	6	1	148	0	6	0	0	15	0	4	0	2	7	189
MEIGS	0	0	20	0	1	0	0	1	0	0	0	1	0	23
MERCER	0	1	17	1	4	0	2	1	0	1	0	2	4	33
MIAMI	3	1	46	23	7	0	0	2	0	4	0	4	4	94
MONROE	1	0	1	5	2	0	0	0	0	0	0	0	0	9
MONTGOMERY	45	0	613	810	137	397	36	496	1	152	2	41	82	2,812
MORGAN	0	0	0	0	0	0	0	0	0	0	0	0	0	0
MORROW	0	0	5	13	0	0	1	1	0	0	0	0	43	63
MUSKINGUM	1	0	40	43	0	0	0	2	0	6	0	0	7	99
NOBLE	0	3	0	4	0	0	0	0	0	0	0	0	1	8
OTTAWA	2	2	22	29	0	0	0	4	0	0	0	0	30	89
PAULDING	0	0	1	12	0	0	0	0	0	0	0	1	3	17
PERRY	0	0	18	0	0	0	0	2	0	0	0	2	2	24
PICKAWAY	0	1	10	40	0	0	0	2	0	0	0	3	0	56
PIKE	0	0	9	29	0	0	0	4	0	5	0	0	0	47
PORTAGE	10	1	82	109	1	2	1	34	0	6	0	6	16	268
PREBLE	1	0	5	17	0	0	0	2	0	0	0	0	2	27
PUTNAM	0	0	0	16	0	0	0	0	0	2	0	0	0	18
RICHLAND	11	1	174	0	8	2	0	14	0	4	0	4	11	229
ROSS	2	1	58	16	0	0	1	1	0	5	0	0	7	91
SANDUSKY	2	0	24	30	0	0	4	3	0	3	0	4	7	77
SCIOTO	2	2	24	54	1	0	0	6	0	13	0	2	9	113
SENECA	3	4	33	8	0	0	0	9	0	1	0	0	4	62
SHELBY	0	0	15	12	18	0	0	1	0	0	0	0	3	49
STARK	27	0	384	50	35	1	186	51	0	81	0	16	33	864
SUMMIT	47	8	677	227	20	4	133	18	0	114	0	23	160	1,431
TRUMBULL	17	20	520	15	1	1	0	13	0	51	0	18	11	667
TUSCARAWAS	4	7	64	2	35	0	0	8	0	5	0	1	2	128
UNION	1	1	25	7	0	0	0	2	0	3	0	2	3	44
VAN WERT	0	0	19	11	0	0	0	3	0	0	0	0	1	34
VINTON	0	1	8	1	0	0	0	3	0	0	0	0	0	13
WARREN	8	7	155	43	0	0	0	27	0	15	0	4	15	274
WASHINGTON	4	3	57	11	0	0	0	0	0	3	0	2	7	87
WAYNE	6	0	69	9	26	0	0	4	0	6	0	2	5	127
WILLIAMS	0	0	20	4	0	0	0	1	0	0	0	0	3	28
WOOD	4	2	112	22	4	0	27	12	0	11	0	1	10	205
WYANDOT	1	0	3	12	1	0	0	1	0	0	0	0	2	20
STATEWIDE	577	160	9,410	9,700	816	512	836	1,947	9	1,884	2	435	1,492	27,780

88

**COURTS OF COMMON PLEAS - GENERAL DIVISION**  
**WORKERS COMPENSATION OVERALL CASELOADS**  
2004

COUNTY	CASES PENDING JANUARY 1	NEW FILINGS	REACTIVATIONS AND TRANSFERS	TOTAL CASES	TOTAL TERMIN- ATIONS	CLEARANCE RATE	CASES PENDING DECEMBER 31	CASES PENDING BEYOND TIME GUIDELINES
ADAMS	5	10	0	15	10	100.0%	5	1
ALLEN	47	48	4	99	59	113.5%	40	7
ASHLAND	7	23	0	30	19	82.6%	11	0
ASHTABULA	76	96	5	177	91	90.1%	86	12
ATHENS	2	3	0	5	3	100.0%	2	0
AUGLAIZE	10	16	0	26	17	106.3%	9	0
BELMONT	28	20	1	49	24	114.3%	25	9
BROWN	19	5	1	25	14	233.3%	11	8
BUTLER	189	205	26	420	213	92.2%	207	24
CARROLL	10	10	0	20	10	100.0%	10	0
CHAMPAIGN	21	11	4	36	22	146.7%	14	6
CLARK	153	109	2	264	80	72.1%	184	73
CLERMONT	53	76	1	130	52	67.5%	78	20
CLINTON	33	29	0	62	35	120.7%	27	7
COLUMBIANA	39	44	2	85	50	108.7%	35	1
COSHOCTON	22	14	0	36	23	164.3%	13	0
CRAWFORD	18	23	0	41	23	100.0%	18	1
CUYAHOGA	1,339	1,860	311	3,510	2,156	99.3%	1,354	119
DARKE	16	24	2	42	23	88.5%	19	1
DEFIANCE	23	16	0	39	12	75.0%	27	14
DELAWARE	33	38	2	73	31	77.5%	42	6
ERIE	62	60	0	122	32	53.3%	90	68
FAIRFIELD	36	47	4	87	48	94.1%	39	3
FAYETTE	11	7	0	18	8	114.3%	10	3
FRANKLIN	605	790	57	1,452	728	86.0%	724	32
FULTON	3	1	0	4	4	400.0%	0	0
GALLIA	1	1	0	2	1	100.0%	1	0
GEAUGA	64	48	3	115	79	154.9%	36	2
GREENE	46	55	0	101	46	83.6%	55	7
GUERNSEY	5	19	0	24	12	63.2%	12	0
HAMILTON	792	891	45	1,728	919	98.2%	809	83
HANCOCK	38	32	0	70	37	115.6%	33	9
HARDIN	17	15	0	32	14	93.3%	18	6
HARRISON	5	5	0	10	6	120.0%	4	1
HENRY	29	16	0	45	21	131.3%	24	0
HIGHLAND	9	9	0	18	6	66.7%	12	4
HOCKING	2	9	0	11	5	55.6%	6	0
HOLMES	7	20	0	27	12	60.0%	15	0
HURON	24	28	0	52	33	117.9%	19	2
JACKSON	16	26	2	44	23	82.1%	21	0
JEFFERSON	26	37	4	67	25	61.0%	42	6
KNOX	17	47	1	65	32	66.7%	33	2
LAKE	102	157	12	271	169	100.0%	102	0
LAWRENCE	14	28	0	42	15	53.6%	27	4
LICKING	32	45	5	82	38	76.0%	44	6
LOGAN	29	34	0	63	32	94.1%	31	3
LORAIN	237	261	16	514	305	110.1%	209	31
LUCAS	195	287	18	500	268	87.9%	232	17

**COURTS OF COMMON PLEAS - GENERAL DIVISION**

WORKERS COMPENSATION OVERALL CASELOADS (continued)

2004

COUNTY	CASES PENDING JANUARY 1	NEW FILINGS	REACTIVATIONS AND TRANSFERS	TOTAL CASES	TOTAL TERMIN- ATIONS	CLEARANCE RATE	CASES PENDING DECEMBER 31	CASES PENDING BEYOND TIME GUIDELINES
MADISON	16	21	0	37	16	76.2%	21	1
MAHONING	335	441	64	840	532	105.3%	308	32
MARION	60	59	3	122	46	74.2%	76	22
MEDINA	52	68	0	120	59	86.8%	61	0
MEIGS	6	11	2	19	12	92.3%	7	0
MERCER	4	5	0	9	7	140.0%	2	0
MIAMI	48	63	13	124	74	97.4%	50	2
MONROE	10	9	0	19	7	77.8%	12	4
MONTGOMERY	312	363	21	696	367	95.6%	329	40
MORGAN	4	3	0	7	5	166.7%	2	0
MORROW	11	6	0	17	7	116.7%	10	0
MUSKINGUM	39	31	0	70	31	100.0%	39	12
NOBLE	1	4	0	5	0	0.0%	5	0
OTTAWA	13	12	0	25	15	125.0%	10	2
PAULDING	1	6	0	7	2	33.3%	5	0
PERRY	2	9	0	11	5	55.6%	6	0
PICKAWAY	25	35	0	60	38	108.6%	22	0
PIKE	18	23	1	42	11	45.8%	31	5
PORTAGE	111	70	1	182	72	101.4%	110	43
PREBLE	3	9	0	12	4	44.4%	8	0
PUTNAM	5	11	0	16	11	100.0%	5	0
RICHLAND	85	104	4	193	97	89.8%	96	9
ROSS	26	29	3	58	20	62.5%	38	15
SANDUSKY	24	26	2	52	25	89.3%	27	8
SCIOTO	23	24	2	49	32	123.1%	17	1
SENECA	11	11	0	22	15	136.4%	7	2
SHELBY	24	36	0	60	29	80.6%	31	0
STARK	167	267	60	494	377	115.3%	117	2
SUMMIT	273	411	80	764	476	96.9%	288	21
TRUMBULL	318	404	47	769	447	99.1%	322	27
TUSCARAWAS	61	80	15	156	96	101.1%	60	3
UNION	36	68	0	104	61	89.7%	43	1
VAN WERT	3	5	1	9	5	83.3%	4	0
VINTON	2	0	0	2	2	-	0	0
WARREN	61	69	1	131	68	97.1%	63	11
WASHINGTON	10	22	0	32	12	54.5%	20	2
WAYNE	38	58	5	101	57	90.5%	44	1
WILLIAMS	9	21	1	31	15	68.2%	16	0
WOOD	39	57	4	100	58	95.1%	42	1
WYANDOT	11	17	0	28	11	64.7%	17	1
STATEWIDE	6,864	8,623	858	16,345	9,109	96.1%	7,236	866

88

\* No data reported due to Morrow County computer conversion



**COURTS OF COMMON PLEAS - GENERAL DIVISION**  
**WORKERS COMPENSATION TERMINATIONS**  
2004

COUNTY	JURY TRIAL	COURT TRIAL	SETTLED OR		FOR WANT		DIVERSION		UNAVAIL- ABILITY OF PARTY	TRANS- FERRED OUT	BANKRUPTCY			TOTAL TERMINATIONS
			DISMISSED PRE TRIAL	DIS- MISSAL	OF PROS- ECUTION	MAGI- STRATE	OR ARBI- TRATION	DE- FAULT			PRIVATE JUDGE REFERRAL	STAY / INTER- LOCUTORY APPEAL	OTHER TERMINATIONS	
ADAMS	0	0	2	5	0	0	0	0	0	0	0	0	3	10
ALLEN	1	0	16	34	1	0	0	1	0	3	0	1	2	59
ASHLAND	0	1	1	16	0	0	0	0	0	1	0	0	0	19
ASHTABULA	1	1	42	31	0	0	0	0	0	6	0	1	9	91
ATHENS	0	0	0	3	0	0	0	0	0	0	0	0	0	3
AUGLAIZE	0	0	11	5	0	0	0	0	0	0	0	1	0	17
BELMONT	0	2	2	16	0	0	0	1	0	1	0	0	2	24
BROWN	0	0	2	9	1	0	0	0	0	1	0	0	1	14
BUTLER	3	3	81	86	0	0	0	3	0	32	0	0	5	213
CARROLL	0	0	9	1	0	0	0	0	0	0	0	0	0	10
CHAMPAIGN	0	0	12	0	0	0	7	0	0	1	0	0	2	22
CLARK	2	0	53	22	0	0	0	0	0	2	0	0	1	80
CLERMONT	0	2	31	17	0	0	0	0	0	1	0	0	1	52
CLINTON	0	1	30	2	0	0	0	0	0	1	0	0	1	35
COLUMBIANA	0	0	23	8	14	0	0	1	0	2	0	1	1	50
COSHOCTON	1	1	0	21	0	0	0	0	0	0	0	0	0	23
CRAWFORD	0	1	15	6	0	0	0	0	0	0	0	0	1	23
CUYAHOGA	19	3	6	1,436	0	0	2	3	0	621	0	3	63	2,156
DARKE	0	0	16	5	1	0	0	0	0	1	0	0	0	23
DEFIANCE	0	0	8	1	0	0	0	0	0	1	0	0	2	12
DELAWARE	0	0	10	17	0	0	0	0	0	2	0	0	2	31
ERIE	0	0	15	17	0	0	0	0	0	0	0	0	0	32
FAIRFIELD	0	0	39	3	0	0	0	1	0	5	0	0	0	48
FAYETTE	0	0	0	8	0	0	0	0	0	0	0	0	0	8
FRANKLIN	5	0	232	385	41	2	0	2	0	25	0	18	18	728
FULTON	0	0	4	0	0	0	0	0	0	0	0	0	0	4
GALLIA	0	0	1	0	0	0	0	0	0	0	0	0	0	1
GEAUGA	0	0	52	11	8	0	0	0	0	4	0	0	4	79
GREENE	0	0	8	37	0	0	0	0	0	1	0	0	0	46
GUERNSEY	1	0	7	4	0	0	0	0	0	0	0	0	0	12
HAMILTON	1	8	605	51	85	72	0	3	0	36	0	0	58	919
HANCOCK	0	0	32	5	0	0	0	0	0	0	0	0	0	37
HARDIN	1	0	0	12	0	0	0	0	0	0	0	0	1	14
HARRISON	0	0	4	1	1	0	0	0	0	0	0	0	0	6
HENRY	0	0	4	16	0	0	0	0	0	0	0	0	1	21
HIGHLAND	0	0	3	3	0	0	0	0	0	0	0	0	0	6
HOCKING	0	0	1	3	0	0	0	0	0	0	0	0	1	5
HOLMES	0	0	8	3	0	0	0	1	0	0	0	0	0	12
HURON	2	0	23	4	0	0	0	0	0	2	0	0	2	33
JACKSON	0	0	1	21	0	0	0	0	0	0	0	0	1	23
JEFFERSON	0	0	11	10	0	0	0	0	0	1	0	1	2	25
KNOX	0	0	18	2	0	0	0	0	0	1	0	0	11	32
LAKE	0	1	55	97	2	0	0	0	0	13	0	1	0	169
LAWRENCE	0	0	8	5	0	0	0	0	0	1	0	0	1	15
LICKING	0	0	12	13	0	0	0	1	0	11	0	0	1	38
LOGAN	1	0	31	0	0	0	0	0	0	0	0	0	0	32
LORAIN	1	0	121	85	0	0	0	6	0	38	0	13	41	305
LUCAS	2	1	92	137	3	0	0	3	0	15	0	1	14	268

**COURTS OF COMMON PLEAS - GENERAL DIVISION**

WORKERS COMPENSATION TERMINATIONS (continued)

2004

COUNTY	JURY TRIAL	COURT TRIAL	SETTLED OR		FOR WANT		DIVERSION		UNAVAIL- ABILITY OF PARTY	TRANS- FERRED OUT	PRIVATE JUDGE REFERRAL	BANKRUPTCY		TOTAL TERMIN- ATIONS
			DISMISSED PRE TRIAL	DIS- MISSAL	OF PROS- ECUTION	MAGI- STRATE	OR ARBI- TRATION	DE- FAULT				STAY / INTER- LOCUTORY APPEAL	OTHER TERMIN- ATIONS	
MADISON	0	0	3	12	0	0	0	0	0	1	0	0	0	16
MAHONING	1	0	114	117	0	4	0	2	0	281	0	0	13	532
MARION	0	0	19	21	2	0	0	0	0	3	0	0	1	46
MEDINA	1	0	55	0	0	0	0	0	0	2	0	0	1	59
MEIGS	0	0	7	0	0	0	0	0	0	2	0	0	3	12
MERCER	0	0	2	0	5	0	0	0	0	0	0	0	0	7
MIAMI	1	0	21	26	14	0	0	0	0	12	0	0	0	74
MONROE	0	0	0	7	0	0	0	0	0	0	0	0	0	7
MONTGOMERY	0	0	110	213	7	0	0	11	0	24	0	0	2	367
MORGAN	0	0	0	3	2	0	0	0	0	0	0	0	0	5
MORROW	0	0	0	3	0	0	0	0	0	0	0	0	4	7
MUSKINGUM	0	0	12	17	0	0	0	0	0	2	0	0	0	31
NOBLE	0	0	0	0	0	0	0	0	0	0	0	0	0	0
OTTAWA	0	0	7	4	0	0	0	0	0	0	0	0	4	15
PAULDING	0	0	0	2	0	0	0	0	0	0	0	0	0	2
PERRY	0	0	2	0	0	0	0	0	0	1	0	0	2	5
PICKAWAY	0	0	6	26	0	0	0	2	0	1	0	0	3	38
PIKE	0	0	3	8	0	0	0	0	0	0	0	0	0	11
PORTAGE	2	0	31	32	2	1	0	0	0	2	0	1	1	72
PREBLE	0	0	0	3	0	0	0	0	0	1	0	0	0	4
PUTNAM	0	0	0	9	0	0	0	0	0	1	0	0	1	11
RICHLAND	1	0	83	0	2	0	0	2	0	5	0	1	3	97
ROSS	0	0	12	4	0	0	0	0	0	4	0	0	0	20
SANDUSKY	0	0	8	13	0	0	1	0	1	0	0	0	2	25
SCIOTO	0	0	4	20	0	0	0	0	0	3	0	0	5	32
SENECA	0	3	9	3	0	0	0	0	0	0	0	0	0	15
SHELBY	1	0	4	9	14	0	0	0	0	1	0	0	0	29
STARK	13	0	210	10	11	2	16	3	0	90	0	2	20	377
SUMMIT	4	3	219	76	1	0	46	1	0	84	0	1	41	476
TRUMBULL	2	1	222	7	1	0	0	1	0	203	0	3	7	447
TUSCARAWAS	1	0	32	0	42	0	0	0	0	17	0	2	2	96
UNION	1	1	34	21	0	0	0	1	0	1	0	0	2	61
VAN WERT	0	0	1	2	0	0	0	0	1	0	0	0	1	5
VINTON	0	0	2	0	0	0	0	0	0	0	0	0	0	2
WARREN	0	0	38	20	0	0	0	0	0	3	0	0	7	68
WASHINGTON	0	0	9	0	2	0	0	0	0	1	0	0	0	12
WAYNE	1	0	28	4	15	0	0	1	0	5	0	0	3	57
WILLIAMS	0	0	12	2	0	0	0	1	0	0	0	0	0	15
WOOD	0	0	35	12	2	0	0	1	0	4	0	0	4	58
WYANDOT	0	1	1	8	0	0	0	0	0	1	0	0	0	11
STATEWIDE	70	34	3,112	3,388	279	81	72	52	2	1,584	0	51	384	9,109

88

**COURTS OF COMMON PLEAS - GENERAL DIVISION**  
**FORECLOSURE OVERALL CASELOADS**  
2004

COUNTY	CASES PENDING JANUARY 1	NEW FILINGS	REACTIVATIONS AND TRANSFERS	TOTAL CASES	TOTAL TERMIN- ATIONS	CLEARANCE RATE	CASES PENDING DECEMBER 31	CASES PENDING BEYOND TIME GUIDELINES
ADAMS	28	130	0	158	118	90.8%	40	0
ALLEN	241	531	68	840	654	109.2%	186	7
ASHLAND	55	189	3	247	194	101.0%	53	0
ASHTABULA	279	610	71	960	716	105.1%	244	8
ATHENS	54	120	10	184	142	109.2%	42	1
AUGLAIZE	47	150	9	206	158	99.4%	48	1
BELMONT	67	143	42	252	184	99.5%	68	14
BROWN	148	277	25	450	282	93.4%	168	38
BUTLER	808	1,952	337	3,097	2,304	100.7%	793	21
CARROLL	52	125	0	177	130	104.0%	47	0
CHAMPAIGN	172	183	28	383	260	123.2%	123	21
CLARK	418	894	100	1,412	1,006	101.2%	406	43
CLERMONT	355	796	117	1,268	906	99.2%	362	23
CLINTON	89	241	8	338	244	98.0%	94	4
COLUMBIANA	212	599	50	861	653	100.6%	208	3
COSHOCTON	46	166	12	224	154	86.5%	70	2
CRAWFORD	70	235	27	332	268	102.3%	64	2
CUYAHOGA	309	9,751	1870	11,930	11,550	99.4%	380	12
DARKE	75	176	13	264	201	106.3%	63	0
DEFIANCE	86	123	0	209	122	99.2%	87	12
DELAWARE	207	410	103	720	558	108.8%	162	10
ERIE	217	229	15	461	251	102.9%	210	45
FAIRFIELD	181	621	46	848	627	94.0%	221	7
FAYETTE	92	128	9	229	170	124.1%	59	5
FRANKLIN	2,647	5,940	608	9,195	6,871	104.9%	2,324	64
FULTON	50	97	0	147	112	115.5%	35	1
GALLIA	16	61	0	77	61	100.0%	16	0
GEAUGA	93	219	20	332	258	107.9%	74	1
GREENE	274	584	37	895	669	107.7%	226	10
GUERNSEY	67	196	18	281	223	104.2%	58	0
HAMILTON	1,700	4,528	363	6,591	4,953	101.3%	1,638	35
HANCOCK	137	228	17	382	281	114.7%	101	4
HARDIN	134	160	29	323	179	94.7%	144	28
HARRISON	24	56	10	90	69	104.5%	21	3
HENRY	24	100	0	124	77	77.0%	47	0
HIGHLAND	75	279	0	354	258	92.5%	96	4
HOCKING	45	113	2	160	98	85.2%	62	0
HOLMES	10	108	0	118	112	103.7%	6	0
HURON	89	224	18	331	261	107.9%	70	1
JACKSON	80	148	1	229	180	120.8%	49	1
JEFFERSON	84	259	19	362	240	86.3%	122	12
KNOX	230	254	26	510	280	100.0%	230	47
LAKE	343	864	56	1,263	932	101.3%	331	5
LAWRENCE	77	174	41	292	214	99.5%	78	5
LICKING	266	798	100	1,164	910	101.3%	254	7
LOGAN	71	242	7	320	241	96.8%	79	1
LORAIN	588	1,510	105	2,203	1,609	99.6%	594	13
LUCAS	1,114	2,766	224	4,104	2,959	99.0%	1,145	35

**COURTS OF COMMON PLEAS - GENERAL DIVISION**

FORECLOSURE OVERALL CASELOADS (continued)

2004

COUNTY	CASES PENDING JANUARY 1	NEW FILINGS	REACTIVATIONS AND TRANSFERS	TOTAL CASES	TOTAL TERMIN- ATIONS	CLEARANCE RATE	CASES PENDING DECEMBER 31	CASES PENDING BEYOND TIME GUIDELINES
MADISON	59	192	32	283	196	87.5%	87	2
MAHONING	753	1,367	408	2,528	1,877	105.7%	651	38
MARION	182	395	56	633	429	95.1%	204	13
MEDINA	211	536	26	773	537	95.6%	236	0
MEIGS	24	86	17	127	93	90.3%	34	1
MERCER	31	86	11	128	101	104.1%	27	2
MIAMI	156	406	32	594	462	105.5%	132	2
MONROE	13	34	0	47	38	111.8%	9	1
MONTGOMERY	1,512	4,002	310	5,824	4,456	103.3%	1,368	33
MORGAN	20	31	30	81	64	104.9%	17	0
MORROW	529	192	2	723	480	247.4%	243	0
MUSKINGUM	160	412	26	598	332	75.8%	266	35
NOBLE	20	29	1	50	26	86.7%	24	3
OTTAWA	76	127	5	208	154	116.7%	54	1
PAULDING	56	97	14	167	113	101.8%	54	3
PERRY	50	161	0	211	174	108.1%	37	0
PICKAWAY	70	221	19	310	210	87.5%	100	0
PIKE	43	107	9	159	117	100.9%	42	5
PORTAGE	246	535	6	787	580	107.2%	207	14
PREBLE	85	228	12	325	244	101.7%	81	7
PUTNAM	37	80	9	126	85	95.5%	41	4
RICHLAND	230	592	88	910	698	102.6%	212	7
ROSS	141	366	30	537	385	97.2%	152	23
SANDUSKY	81	218	12	311	211	91.7%	100	9
SCIOTO	99	277	8	384	266	93.3%	118	1
SENECA	57	197	20	274	215	99.1%	59	0
SHELBY	71	208	20	299	248	108.8%	51	1
STARK	578	2,129	282	2,989	2,415	100.2%	574	2
SUMMIT	1,238	3,358	384	4,980	3,685	98.5%	1,295	36
TRUMBULL	524	1,117	182	1,823	1,226	94.4%	597	39
TUSCARAWAS	107	278	30	415	319	103.6%	96	0
UNION	55	223	22	300	242	98.8%	58	0
VAN WERT	35	139	35	209	164	94.3%	45	0
VINTON	22	40	4	66	43	97.7%	23	0
WARREN	245	778	240	1,263	994	97.6%	269	10
WASHINGTON	92	209	0	301	234	112.0%	67	6
WAYNE	88	292	20	400	294	94.2%	106	0
WILLIAMS	34	139	10	183	143	96.0%	40	0
WOOD	109	369	30	508	361	90.5%	147	1
WYANDOT	27	67	11	105	85	109.0%	20	0
STATEWIDE	20,712	59,007	7,117	86,836	66,895	101.2%	19,941	855

88

\* No data reported due to Morrow County computer conversion

**COURTS OF COMMON PLEAS - GENERAL DIVISION**  
**FORECLOSURE TERMINATIONS**  
2004

COUNTY	JURY TRIAL	COURT TRIAL	SETTLED OR		FOR WANT		DIVERSION		UNAVAIL- ABILITY OF PARTY	TRANS- FERRED OUT	BANKRUPTCY			TOTAL TERMINATIONS
			DISMISSED PRE TRIAL	DIS- MISSAL	OF PROS- ECUTION	MAGI- STRATE	OR ARBI- TRATION	DE- FAULT			PRIVATE JUDGE REFERRAL	STAY / INTER- LOCUTORY APPEAL	OTHER TERMINATIONS	
ADAMS	0	0	0	25	1	0	0	61	0	21	0	6	4	118
ALLEN	0	3	4	147	7	0	0	12	0	2	0	41	438	654
ASHLAND	0	1	1	54	0	0	0	0	0	0	0	11	127	194
ASHTABULA	0	2	44	105	0	0	0	366	1	3	1	56	138	716
ATHENS	0	1	1	37	3	0	0	77	0	5	0	10	8	142
AUGLAIZE	0	0	0	38	5	0	0	82	0	0	0	12	21	158
BELMONT	0	0	0	54	0	0	0	111	0	4	1	9	5	184
BROWN	0	5	12	63	0	0	0	188	0	2	0	5	7	282
BUTLER	0	1	146	481	14	0	1	1,363	0	9	0	194	95	2,304
CARROLL	0	0	37	0	1	0	0	74	0	0	0	14	4	130
CHAMPAIGN	0	0	59	8	0	0	15	106	0	1	0	19	52	260
CLARK	0	0	59	100	16	0	0	682	0	0	0	74	75	1,006
CLERMONT	0	11	195	126	0	350	0	21	2	4	1	91	105	906
CLINTON	0	0	43	11	2	0	0	0	0	0	0	24	164	244
COLUMBIANA	0	0	47	72	37	0	0	416	0	2	0	56	23	653
COSHOCTON	0	0	0	27	1	0	0	96	0	0	0	17	13	154
CRAWFORD	0	0	2	50	9	0	0	123	0	0	0	18	66	268
CUYAHOGA	0	0	0	10	0	11,516	0	7	0	2	0	3	12	11,550
DARKE	0	2	0	29	1	0	0	144	0	0	0	24	1	201
DEFIANCE	0	65	3	51	3	0	0	0	0	0	0	0	0	122
DELAWARE	0	0	16	122	21	0	0	278	0	4	0	74	43	558
ERIE	0	0	0	76	0	0	0	129	0	7	0	16	23	251
FAIRFIELD	0	0	13	160	2	0	0	378	0	0	0	45	29	627
FAYETTE	0	1	0	41	3	0	0	60	0	0	0	11	54	170
FRANKLIN	0	26	218	1,318	114	9	0	3,858	0	23	0	672	633	6,871
FULTON	0	0	30	6	1	0	0	69	0	0	0	4	2	112
GALLIA	0	1	1	18	2	0	0	34	0	2	0	2	1	61
GEAUGA	1	6	35	48	15	0	0	77	0	0	0	10	66	258
GREENE	0	0	2	161	9	0	1	394	0	8	0	40	54	669
GUERNSEY	0	1	5	48	3	0	0	126	0	0	0	12	28	223
HAMILTON	0	0	862	253	238	2,181	6	525	0	165	0	277	446	4,953
HANCOCK	0	0	11	54	5	0	7	190	0	1	0	12	1	281
HARDIN	0	0	3	52	9	0	0	82	0	0	0	16	17	179
HARRISON	0	0	4	14	1	0	0	37	0	0	0	7	6	69
HENRY	0	0	0	1	0	0	0	10	0	0	0	30	36	77
HIGHLAND	0	13	1	53	0	0	0	156	0	0	0	17	18	258
HOCKING	0	13	55	18	0	0	0	0	0	0	0	3	9	98
HOLMES	0	5	23	4	0	0	0	77	0	1	0	1	1	112
HURON	1	0	6	45	10	0	0	149	0	0	0	14	36	261
JACKSON	0	0	0	46	0	0	0	118	0	0	0	13	3	180
JEFFERSON	0	0	5	67	2	0	0	121	0	0	0	10	35	240
KNOX	0	0	4	93	0	0	0	0	0	0	0	43	140	280
LAKE	0	0	5	282	30	0	0	400	0	2	0	82	131	932
LAWRENCE	0	0	3	83	1	0	0	97	0	0	0	14	16	214
LICKING	9	1	16	173	2	1	1	540	0	29	0	58	80	910
LOGAN	0	0	4	47	5	0	0	164	0	0	0	11	10	241
LORAIN	0	0	87	323	6	0	0	840	0	58	0	173	122	1,609
LUCAS	1	2	145	509	13	0	0	1,806	0	5	0	176	302	2,959

**COURTS OF COMMON PLEAS - GENERAL DIVISION**

FORECLOSURE TERMINATIONS (continued)

2004

COUNTY	JURY TRIAL	COURT TRIAL	SETTLED OR		FOR WANT		DIVERSION		UNAVAIL- ABILITY OF PARTY	TRANS- FERRED OUT	PRIVATE JUDGE REFERRAL	BANKRUPTCY		TOTAL TERMINATIONS
			DISMISSED PRE TRIAL	DIS- MISSAL	OF PROS- ECUION	MAGI- STRATE	OR ARBI- TRATION	DE- FAULT				STAY / INTER- LOCUTORY APPEAL	OTHER TERMINATIONS	
MADISON	0	0	4	49	0	0	0	0	0	1	0	21	121	196
MAHONING	0	0	25	501	0	0	0	1,100	2	47	0	175	27	1,877
MARION	0	0	18	89	18	0	0	217	0	4	0	28	55	429
MEDINA	1	1	225	0	0	0	0	243	0	1	0	26	40	537
MEIGS	0	0	20	0	2	0	0	60	0	2	0	5	4	93
MERCER	0	0	5	4	12	0	0	69	0	0	0	7	4	101
MIAMI	0	0	6	80	15	0	0	284	0	4	0	33	40	462
MONROE	0	1	1	9	0	0	0	20	0	0	0	2	5	38
MONTGOMERY	0	0	42	694	191	28	0	2,809	0	18	0	300	374	4,456
MORGAN	0	0	0	12	2	0	0	18	0	0	0	3	29	64
MORROW	0	0	0	106	0	0	0	167	0	0	0	8	199	480
MUSKINGUM	0	0	6	67	0	0	0	219	0	1	0	20	19	332
NOBLE	0	6	0	11	0	0	0	1	0	0	0	5	3	26
OTTAWA	0	0	16	27	0	0	0	85	0	0	0	7	19	154
PAULDING	2	1	0	39	0	0	0	55	0	0	0	11	5	113
PERRY	0	0	48	0	1	0	0	90	0	3	0	12	20	174
PICKAWAY	0	17	2	51	0	0	0	122	0	0	0	14	4	210
PIKE	0	0	1	24	0	0	0	78	0	0	0	12	2	117
PORTAGE	0	1	11	137	0	4	0	354	0	0	13	23	37	580
PREBLE	1	1	3	63	0	0	0	148	0	1	0	25	2	244
PUTNAM	0	0	0	23	0	2	0	0	0	1	0	7	52	85
RICHLAND	0	0	164	1	4	0	0	400	0	3	0	42	84	698
ROSS	0	0	4	77	0	0	0	222	0	0	0	36	46	385
SANDUSKY	0	0	2	54	0	0	0	2	0	1	0	15	137	211
SCIOTO	0	1	4	51	1	0	0	147	0	1	0	20	41	266
SENECA	0	5	24	19	0	0	0	111	0	0	0	19	37	215
SHELBY	0	0	2	30	25	0	0	153	0	0	0	26	12	248
STARK	0	1	116	220	121	1	3	1,486	0	93	0	171	203	2,415
SUMMIT	1	1	221	534	60	7	19	1,827	0	96	1	351	567	3,685
TRUMBULL	0	333	344	24	0	0	0	379	0	5	0	131	10	1,226
TUSCARAWAS	0	1	9	2	62	0	0	187	0	1	0	25	32	319
UNION	0	12	18	22	0	0	0	112	0	0	0	24	54	242
VAN WERT	0	0	19	7	3	0	1	98	0	0	0	25	11	164
VINTON	0	10	12	3	0	0	0	13	0	0	0	5	0	43
WARREN	0	2	134	211	0	0	0	235	0	2	0	69	341	994
WASHINGTON	0	2	20	32	4	0	0	112	0	3	0	40	21	234
WAYNE	0	0	50	15	19	0	0	157	0	1	0	23	29	294
WILLIAMS	0	0	10	41	0	0	0	79	0	0	0	8	5	143
WOOD	0	0	17	86	20	0	1	155	0	12	0	25	45	361
WYANDOT	0	1	1	21	3	0	0	29	0	1	0	4	25	85
STATEWIDE	17	557	3,811	9,039	1,155	14,099	55	26,687	5	662	17	4,330	6,461	66,895

88

**COURTS OF COMMON PLEAS - GENERAL DIVISION**  
**ADMINISTRATIVE APPEAL OVERALL CASELOADS**  
2004

COUNTY	CASES PENDING JANUARY 1	NEW FILINGS	REACTIVATIONS AND TRANSFERS	TOTAL CASES	TOTAL TERMIN- ATIONS	CLEARANCE RATE	CASES PENDING DECEMBER 31	CASES PENDING BEYOND TIME GUIDELINES
ADAMS	0	0	0	0	0	-	0	0
ALLEN	6	11	1	18	11	91.7%	7	1
ASHLAND	0	3	1	4	2	50.0%	2	0
ASHTABULA	5	6	0	11	7	116.7%	4	0
ATHENS	4	19	1	24	10	50.0%	14	3
AUGLAIZE	0	1	0	1	1	100.0%	0	0
BELMONT	3	7	1	11	8	100.0%	3	1
BROWN	5	0	0	5	1	-	4	4
BUTLER	16	16	0	32	19	118.8%	13	5
CARROLL	0	0	0	0	0	-	0	0
CHAMPAIGN	13	5	0	18	12	240.0%	6	5
CLARK	11	6	0	17	4	66.7%	13	7
CLERMONT	6	7	2	15	7	77.8%	8	3
CLINTON	5	1	0	6	5	500.0%	1	1
COLUMBIANA	1	4	1	6	3	60.0%	3	0
COSHOCTON	2	1	1	4	4	200.0%	0	0
CRAWFORD	2	3	1	6	6	150.0%	0	0
CUYAHOGA	129	164	8	301	172	100.0%	129	38
DARKE	1	1	0	2	2	200.0%	0	0
DEFIANCE	0	0	0	0	0	-	0	0
DELAWARE	7	11	1	19	13	108.3%	6	2
ERIE	39	3	0	42	3	100.0%	39	24
FAIRFIELD	3	5	0	8	3	60.0%	5	1
FAYETTE	8	1	0	9	4	400.0%	5	4
FRANKLIN	215	302	61	578	355	97.8%	223	52
FULTON	20	23	0	43	25	108.7%	18	3
GALLIA	14	23	0	37	22	95.7%	15	1
GEAUGA	9	11	2	22	17	130.8%	5	0
GREENE	10	6	1	17	11	157.1%	6	2
GUERNSEY	0	3	0	3	2	66.7%	1	0
HAMILTON	128	104	15	247	105	88.2%	142	21
HANCOCK	8	2	0	10	5	250.0%	5	3
HARDIN	3	1	0	4	2	200.0%	2	1
HARRISON	0	0	0	0	0	-	0	0
HENRY	0	5	0	5	1	20.0%	4	0
HIGHLAND	4	6	1	11	4	57.1%	7	1
HOCKING	0	0	0	0	0	-	0	0
HOLMES	0	2	0	2	2	100.0%	0	0
HURON	2	0	1	3	2	-	1	0
JACKSON	0	1	0	1	0	0.0%	1	0
JEFFERSON	2	8	0	10	3	37.5%	7	3
KNOX	3	2	0	5	4	200.0%	1	0
LAKE	17	25	3	45	31	110.7%	14	0
LAWRENCE	2	1	0	3	2	200.0%	1	1
LICKING	7	13	4	24	14	82.4%	10	3
LOGAN	0	2	0	2	0	0.0%	2	0
LORAIN	1	1	0	2	1	100.0%	1	0
LUCAS	23	35	4	62	30	76.9%	32	4

**COURTS OF COMMON PLEAS - GENERAL DIVISION**

ADMINISTRATIVE APPEAL OVERALL CASELOADS (continued)

2004

COUNTY	CASES PENDING JANUARY 1	NEW FILINGS	REACTIVATIONS AND TRANSFERS	TOTAL CASES	TOTAL TERMIN- ATIONS	CLEARANCE RATE	CASES PENDING DECEMBER 31	CASES PENDING BEYOND TIME GUIDELINES
MADISON	0	0	0	0	0	-	0	0
MAHONING	74	27	11	112	71	186.8%	41	20
MARION	1	0	0	1	1	-	0	0
MEDINA	8	28	1	37	17	58.6%	20	0
MEIGS	0	0	0	0	0	-	0	0
MERCER	1	0	0	1	1	-	0	0
MIAMI	2	3	1	6	5	125.0%	1	0
MONROE	0	0	0	0	0	-	0	0
MONTGOMERY	30	40	5	75	48	106.7%	27	2
MORGAN	0	0	0	0	0	-	0	0
MORROW	78	20	10	108	78	260.0%	30	0 *
MUSKINGUM	6	9	0	15	8	88.9%	7	2
NOBLE	2	0	0	2	2	-	0	0
OTTAWA	6	5	1	12	7	116.7%	5	0
PAULDING	0	0	0	0	0	-	0	0
PERRY	0	0	0	0	0	-	0	0
PICKAWAY	0	2	0	2	2	100.0%	0	0
PIKE	0	6	0	6	2	33.3%	4	1
PORTAGE	9	24	0	33	24	100.0%	9	2
PREBLE	7	7	0	14	8	114.3%	6	3
PUTNAM	0	0	0	0	0	-	0	0
RICHLAND	3	9	0	12	8	88.9%	4	0
ROSS	8	6	1	15	7	100.0%	8	6
SANDUSKY	0	1	0	1	0	0.0%	1	0
SCIOTO	6	5	0	11	9	180.0%	2	0
SENECA	2	4	0	6	5	125.0%	1	0
SHELBY	3	4	0	7	7	175.0%	0	0
STARK	15	34	7	56	43	104.9%	13	0
SUMMIT	62	81	9	152	105	116.7%	47	8
TRUMBULL	27	14	1	42	20	133.3%	22	14
TUSCARAWAS	2	3	0	5	4	133.3%	1	0
UNION	4	0	1	5	5	-	0	0
VAN WERT	1	1	0	2	1	100.0%	1	0
VINTON	0	1	0	1	1	100.0%	0	0
WARREN	6	16	0	22	9	56.3%	13	0
WASHINGTON	2	4	0	6	6	150.0%	0	0
WAYNE	7	2	2	11	4	100.0%	7	5
WILLIAMS	0	3	0	3	3	100.0%	0	0
WOOD	4	7	0	11	8	114.3%	3	0
WYANDOT	0	2	0	2	1	50.0%	1	0
STATEWIDE	1,110	1,219	160	2,489	1,455	105.5%	1,034	257

88

\* No data reported due to Morrow County computer conversion



**COURTS OF COMMON PLEAS - GENERAL DIVISION**  
**ADMINISTRATIVE APPEAL TERMINATIONS**  
2004

COUNTY	JURY TRIAL	COURT TRIAL	SETTLED OR		FOR WANT		DIVERSION OR ARBITRATION	DE-FAULT	UNAVAIL- ABILITY OF PARTY	TRANS- FERRED OUT	BANKRUPTCY		OTHER TERMINATIONS	TOTAL TERMINATIONS
			DISMISSED PRE TRIAL	DIS- MISSAL	OF PROS- ECUTION	MAGI- STRATE					PRIVATE STAY / INTER- LOCUTORY APPEAL	JUDGE REFERRAL		
ADAMS	0	0	0	0	0	0	0	0	0	0	0	0	0	0
ALLEN	0	3	3	4	0	0	0	0	0	0	0	0	1	11
ASHLAND	0	1	0	1	0	0	0	0	0	0	0	0	0	2
ASHTABULA	0	4	1	0	0	0	0	0	0	0	0	0	2	7
ATHENS	0	0	1	8	0	0	0	0	0	0	0	0	1	10
AUGLAIZE	0	0	0	0	0	0	0	0	0	0	0	0	1	1
BELMONT	0	0	0	3	0	0	2	0	0	0	0	0	3	8
BROWN	0	0	0	1	0	0	0	0	0	0	0	0	0	1
BUTLER	0	0	4	5	0	0	0	0	0	2	0	0	8	19
CARROLL	0	0	0	0	0	0	0	0	0	0	0	0	0	0
CHAMPAIGN	2	3	3	0	0	0	0	0	0	0	0	0	4	12
CLARK	0	0	0	1	2	0	0	0	0	0	0	0	1	4
CLERMONT	0	0	1	1	0	0	0	0	0	3	0	0	2	7
CLINTON	0	0	1	2	0	0	0	0	0	0	0	0	2	5
COLUMBIANA	0	1	0	0	0	0	0	0	0	1	0	0	1	3
COSHOCTON	0	3	0	0	0	0	0	0	0	0	0	0	1	4
CRAWFORD	0	1	1	3	0	0	0	0	0	0	0	0	1	6
CUYAHOGA	0	3	0	79	0	0	0	1	0	10	0	1	78	172
DARKE	0	0	0	2	0	0	0	0	0	0	0	0	0	2
DEFIANCE	0	0	0	0	0	0	0	0	0	0	0	0	0	0
DELAWARE	0	0	1	3	0	0	0	0	0	1	0	0	8	13
ERIE	0	0	0	2	0	0	0	0	0	0	0	0	1	3
FAIRFIELD	0	0	0	1	0	0	0	0	0	0	0	0	2	3
FAYETTE	0	0	0	3	0	0	0	0	0	0	0	0	1	4
FRANKLIN	0	0	26	60	8	104	1	1	0	30	0	6	119	355
FULTON	0	1	23	0	0	0	0	0	0	1	0	0	0	25
GALLIA	0	0	9	10	0	0	0	0	0	1	0	0	2	22
GEAUGA	0	1	3	2	0	0	0	0	0	0	0	0	11	17
GREENE	0	0	0	4	0	2	0	0	0	1	0	1	3	11
GUERNSEY	0	0	1	0	0	0	0	0	0	0	0	0	1	2
HAMILTON	0	0	23	15	7	20	0	2	0	5	0	0	33	105
HANCOCK	0	0	2	1	0	0	0	0	0	0	0	0	2	5
HARDIN	0	0	0	0	1	0	0	0	0	0	0	0	1	2
HARRISON	0	0	0	0	0	0	0	0	0	0	0	0	0	0
HENRY	0	0	0	0	0	0	0	0	0	0	0	0	1	1
HIGHLAND	0	3	0	1	0	0	0	0	0	0	0	0	0	4
HOCKING	0	0	0	0	0	0	0	0	0	0	0	0	0	0
HOLMES	0	1	0	1	0	0	0	0	0	0	0	0	0	2
HURON	0	0	1	0	0	0	0	0	0	0	0	0	1	2
JACKSON	0	0	0	0	0	0	0	0	0	0	0	0	0	0
JEFFERSON	0	0	0	0	0	0	0	0	0	0	0	0	3	3
KNOX	0	1	0	2	0	0	0	0	0	0	0	0	1	4
LAKE	0	5	1	7	2	0	0	0	0	2	0	2	12	31
LAWRENCE	0	0	0	2	0	0	0	0	0	0	0	0	0	2
LICKING	0	0	1	2	0	0	0	0	0	1	0	0	10	14
LOGAN	0	0	0	0	0	0	0	0	0	0	0	0	0	0
LORAIN	0	0	0	0	0	0	0	0	0	1	0	0	0	1
LUCAS	0	0	3	9	0	0	0	0	0	2	0	2	14	30

**COURTS OF COMMON PLEAS - GENERAL DIVISION**

ADMINISTRATIVE APPEAL TERMINATIONS (continued)

2004

COUNTY	JURY TRIAL	COURT TRIAL	SETTLED OR		FOR WANT		DIVERSION OR ARBITRATION	DE-FULT	UNAVAIL- ABILITY OF PARTY	TRANS- FERRED OUT	BANKRUPTCY			TOTAL TERMINATIONS
			DISMISSED PRE TRIAL	DIS- MISSAL	OF PROS- ECUTION	MAGI- STRATE					PRIVATE JUDGE REFERRAL	STAY / INTER- LOCUTORY APPEAL	OTHER TERMINATIONS	
MADISON	0	0	0	0	0	0	0	0	0	0	0	0	0	0
MAHONING	0	0	1	11	0	46	0	2	0	4	0	1	6	71
MARION	0	0	0	0	0	0	0	0	0	0	0	0	1	1
MEDINA	0	0	14	0	0	0	0	0	0	0	0	0	3	17
MEIGS	0	0	0	0	0	0	0	0	0	0	0	0	0	0
MERCER	0	0	0	0	1	0	0	0	0	0	0	0	0	1
MIAMI	0	1	0	1	0	0	0	0	0	0	0	0	3	5
MONROE	0	0	0	0	0	0	0	0	0	0	0	0	0	0
MONTGOMERY	0	0	3	22	2	1	0	12	0	6	0	1	1	48
MORGAN	0	0	0	0	0	0	0	0	0	0	0	0	0	0
MORROW	0	0	0	4	0	0	0	0	0	0	0	0	74	78
MUSKINGUM	0	1	0	4	0	0	0	0	0	0	0	0	3	8
NOBLE	0	0	0	2	0	0	0	0	0	0	0	0	0	2
OTTAWA	0	1	1	0	0	0	0	0	0	0	0	0	5	7
PAULDING	0	0	0	0	0	0	0	0	0	0	0	0	0	0
PERRY	0	0	0	0	0	0	0	0	0	0	0	0	0	0
PICKAWAY	0	0	0	1	0	0	0	0	0	0	0	1	0	2
PIKE	0	0	0	0	0	0	0	0	0	0	0	0	2	2
PORTAGE	0	0	1	11	0	0	0	0	0	0	0	0	12	24
PREBLE	1	1	0	6	0	0	0	0	0	0	0	0	0	8
PUTNAM	0	0	0	0	0	0	0	0	0	0	0	0	0	0
RICHLAND	0	0	2	0	0	0	0	0	0	0	0	0	6	8
ROSS	0	0	1	2	0	0	0	0	0	2	0	0	2	7
SANDUSKY	0	0	0	0	0	0	0	0	0	0	0	0	0	0
SCIOTO	0	0	0	2	0	0	0	0	0	0	0	0	7	9
SENECA	0	0	2	3	0	0	0	0	0	0	0	0	0	5
SHELBY	0	2	2	2	0	0	0	0	0	0	0	0	1	7
STARK	0	1	7	4	2	0	0	0	0	7	0	1	21	43
SUMMIT	0	4	13	23	6	4	0	1	0	7	0	3	44	105
TRUMBULL	0	4	12	0	0	0	0	0	0	2	0	0	2	20
TUSCARAWAS	0	1	0	0	1	0	0	0	0	0	0	0	2	4
UNION	0	2	1	0	0	0	0	0	0	0	0	0	2	5
VAN WERT	0	0	0	0	0	0	0	1	0	0	0	0	0	1
VINTON	0	0	1	0	0	0	0	0	0	0	0	0	0	1
WARREN	0	2	1	1	0	0	0	0	0	0	0	0	5	9
WASHINGTON	0	0	1	4	0	0	0	0	0	1	0	0	0	6
WAYNE	0	0	1	0	1	0	0	0	0	0	0	0	2	4
WILLIAMS	0	0	2	0	0	0	0	0	0	0	0	0	1	3
WOOD	0	0	2	1	1	0	0	0	0	0	0	0	4	8
WYANDOT	0	0	0	0	0	0	0	0	0	0	0	0	1	1
STATEWIDE	3	51	177	339	34	177	3	20	0	90	0	19	542	1,455

88

**COURTS OF COMMON PLEAS - GENERAL DIVISION**  
**COMPLEX LITIGATION OVERALL CASELOADS**  
2004

COUNTY	CASES PENDING JANUARY 1	NEW FILINGS	REACTIVATIONS AND TRANSFERS	TOTAL CASES	TOTAL TERMIN- ATIONS	CLEARANCE RATE	CASES PENDING DECEMBER 31	CASES PENDING BEYOND TIME GUIDELINES
ADAMS	0	0	0	0	0	-	0	0
ALLEN	0	0	2	2	0	0.0%	2	0
ASHLAND	2	0	4	6	4	100.0%	2	0
ASHTABULA	0	0	0	0	0	-	0	0
ATHENS	1	0	1	2	2	200.0%	0	0
AUGLAIZE	0	0	2	2	1	50.0%	1	0
BELMONT	3	0	2	5	0	0.0%	5	2
BROWN	0	0	0	0	0	-	0	0
BUTLER	0	0	0	0	0	-	0	0
CARROLL	0	0	0	0	0	-	0	0
CHAMPAIGN	0	0	0	0	0	-	0	0
CLARK	0	0	0	0	0	-	0	0
CLERMONT	0	0	0	0	0	-	0	0
CLINTON	0	0	0	0	0	-	0	0
COLUMBIANA	2	0	1	3	2	200.0%	1	0
COSHOCTON	0	0	0	0	0	-	0	0
CRAWFORD	0	0	0	0	0	-	0	0
CUYAHOGA	11	0	9	20	10	111.1%	10	4
DARKE	0	0	2	2	0	0.0%	2	0
DEFIANCE	0	0	0	0	0	-	0	0
DELAWARE	1	0	1	2	1	100.0%	1	0
ERIE	0	0	0	0	0	-	0	0
FAIRFIELD	0	0	0	0	0	-	0	0
FAYETTE	0	0	0	0	0	-	0	0
FRANKLIN	36	0	16	52	12	75.0%	40	4
FULTON	1	0	1	2	1	100.0%	1	0
GALLIA	0	0	0	0	0	-	0	0
GEAUGA	0	0	3	3	2	66.7%	1	0
GREENE	0	0	1	1	0	0.0%	1	0
GUERNSEY	3	0	17	20	12	70.6%	8	0
HAMILTON	10	0	1	11	1	100.0%	10	3
HANCOCK	1	0	0	1	1	-	0	0
HARDIN	0	0	0	0	0	-	0	0
HARRISON	0	0	0	0	0	-	0	0
HENRY	0	0	0	0	0	-	0	0
HIGHLAND	0	0	1	1	0	0.0%	1	0
HOCKING	0	0	0	0	0	-	0	0
HOLMES	0	0	0	0	0	-	0	0
HURON	0	0	0	0	0	-	0	0
JACKSON	0	0	0	0	0	-	0	0
JEFFERSON	0	0	0	0	0	-	0	0
KNOX	0	0	0	0	0	-	0	0
LAKE	0	0	0	0	0	-	0	0
LAWRENCE	0	0	0	0	0	-	0	0
LICKING	0	0	0	0	0	-	0	0
LOGAN	0	0	0	0	0	-	0	0
LORAIN	2	0	2	4	2	100.0%	2	1
LUCAS	67	0	9	76	63	700.0%	13	4

**COURTS OF COMMON PLEAS - GENERAL DIVISION**

COMPLEX LITIGATION OVERALL CASELOADS (continued)

2004

COUNTY	CASES PENDING JANUARY 1	NEW FILINGS	REACTIVATIONS AND TRANSFERS	TOTAL CASES	TOTAL TERMIN- ATIONS	CLEARANCE RATE	CASES PENDING DECEMBER 31	CASES PENDING BEYOND TIME GUIDELINES
MADISON	0	0	0	0	0	-	0	0
MAHONING	0	0	0	0	0	-	0	0
MARION	0	0	0	0	0	-	0	0
MEDINA	2	0	9	11	5	55.6%	6	0
MEIGS	0	0	0	0	0	-	0	0
MERCER	1	0	0	1	1	-	0	0
MIAMI	0	0	1	1	0	0.0%	1	0
MONROE	0	0	0	0	0	-	0	0
MONTGOMERY	0	0	0	0	0	-	0	0
MORGAN	0	0	0	0	0	-	0	0
MORROW	0	0	0	0	0	-	0	0
MUSKINGUM	0	0	0	0	0	-	0	0
NOBLE	0	0	0	0	0	-	0	0
OTTAWA	2	0	3	5	2	66.7%	3	1
PAULDING	0	0	0	0	0	-	0	0
PERRY	0	0	1	1	1	100.0%	0	0
PICKAWAY	0	0	0	0	0	-	0	0
PIKE	0	0	0	0	0	-	0	0
PORTAGE	0	0	0	0	0	-	0	0
PREBLE	0	0	0	0	0	-	0	0
PUTNAM	0	0	0	0	0	-	0	0
RICHLAND	1	0	0	1	1	-	0	0
ROSS	9	0	1	10	1	100.0%	9	4
SANDUSKY	0	0	0	0	0	-	0	0
SCIOTO	1	0	0	1	1	-	0	0
SENECA	0	0	0	0	0	-	0	0
SHELBY	0	0	1	1	0	0.0%	1	0
STARK	0	0	4	4	2	50.0%	2	0
SUMMIT	1	0	0	1	1	-	0	0
TRUMBULL	2	0	1	3	1	100.0%	2	0
TUSCARAWAS	0	0	0	0	0	-	0	0
UNION	0	0	1	1	1	100.0%	0	0
VAN WERT	0	0	0	0	0	-	0	0
VINTON	0	0	0	0	0	-	0	0
WARREN	0	0	0	0	0	-	0	0
WASHINGTON	0	0	1	1	1	100.0%	0	0
WAYNE	0	0	0	0	0	-	0	0
WILLIAMS	0	0	0	0	0	-	0	0
WOOD	2	0	2	4	3	150.0%	1	0
WYANDOT	0	0	0	0	0	-	0	0
STATEWIDE	161	0	100	261	135	135.0%	126	23

88

**COURTS OF COMMON PLEAS - GENERAL DIVISION**  
**COMPLEX LITIGATION TERMINATIONS**  
2004

COUNTY	JURY TRIAL	COURT TRIAL	SETTLED OR		FOR WANT		DIVERSION OR ARBITRATION	DE-FULT	UNAVAIL- ABILITY OF PARTY	TRANS- FERRED OUT	PRIVATE JUDGE REFERRAL	BANKRUPTCY		TOTAL TERMINATIONS
			DISMISSED PRE TRIAL	DIS- MISSAL	OF PROS- ECUTION	MAGI- STRATE						STAY / INTER- LOCUTORY APPEAL	OTHER TERMINATIONS	
ADAMS	0	0	0	0	0	0	0	0	0	0	0	0	0	0
ALLEN	0	0	0	0	0	0	0	0	0	0	0	0	0	0
ASHLAND	1	1	0	2	0	0	0	0	0	0	0	0	0	4
ASHTABULA	0	0	0	0	0	0	0	0	0	0	0	0	0	0
ATHENS	0	0	0	0	0	0	0	1	0	0	0	0	1	2
AUGLAIZE	0	0	0	0	0	0	0	0	0	0	0	0	1	1
BELMONT	0	0	0	0	0	0	0	0	0	0	0	0	0	0
BROWN	0	0	0	0	0	0	0	0	0	0	0	0	0	0
BUTLER	0	0	0	0	0	0	0	0	0	0	0	0	0	0
CARROLL	0	0	0	0	0	0	0	0	0	0	0	0	0	0
CHAMPAIGN	0	0	0	0	0	0	0	0	0	0	0	0	0	0
CLARK	0	0	0	0	0	0	0	0	0	0	0	0	0	0
CLERMONT	0	0	0	0	0	0	0	0	0	0	0	0	0	0
CLINTON	0	0	0	0	0	0	0	0	0	0	0	0	0	0
COLUMBIANA	0	0	1	0	0	0	0	0	0	0	0	0	1	2
COSHOCTON	0	0	0	0	0	0	0	0	0	0	0	0	0	0
CRAWFORD	0	0	0	0	0	0	0	0	0	0	0	0	0	0
CUYAHOGA	0	0	0	6	0	0	0	0	0	3	0	1	0	10
DARKE	0	0	0	0	0	0	0	0	0	0	0	0	0	0
DEFIANCE	0	0	0	0	0	0	0	0	0	0	0	0	0	0
DELAWARE	0	0	0	0	0	0	0	1	0	0	0	0	0	1
ERIE	0	0	0	0	0	0	0	0	0	0	0	0	0	0
FAIRFIELD	0	0	0	0	0	0	0	0	0	0	0	0	0	0
FAYETTE	0	0	0	0	0	0	0	0	0	0	0	0	0	0
FRANKLIN	0	1	1	3	0	0	0	2	0	0	0	0	5	12
FULTON	0	0	0	0	0	0	0	0	0	1	0	0	0	1
GALLIA	0	0	0	0	0	0	0	0	0	0	0	0	0	0
GEAUGA	0	0	0	0	0	0	0	0	0	0	0	0	2	2
GREENE	0	0	0	0	0	0	0	0	0	0	0	0	0	0
GUERNSEY	2	1	5	2	0	0	0	0	1	0	0	1	0	12
HAMILTON	0	0	0	0	0	0	0	0	0	0	0	0	1	1
HANCOCK	0	0	1	0	0	0	0	0	0	0	0	0	0	1
HARDIN	0	0	0	0	0	0	0	0	0	0	0	0	0	0
HARRISON	0	0	0	0	0	0	0	0	0	0	0	0	0	0
HENRY	0	0	0	0	0	0	0	0	0	0	0	0	0	0
HIGHLAND	0	0	0	0	0	0	0	0	0	0	0	0	0	0
HOCKING	0	0	0	0	0	0	0	0	0	0	0	0	0	0
HOLMES	0	0	0	0	0	0	0	0	0	0	0	0	0	0
HURON	0	0	0	0	0	0	0	0	0	0	0	0	0	0
JACKSON	0	0	0	0	0	0	0	0	0	0	0	0	0	0
JEFFERSON	0	0	0	0	0	0	0	0	0	0	0	0	0	0
KNOX	0	0	0	0	0	0	0	0	0	0	0	0	0	0
LAKE	0	0	0	0	0	0	0	0	0	0	0	0	0	0
LAWRENCE	0	0	0	0	0	0	0	0	0	0	0	0	0	0
LICKING	0	0	0	0	0	0	0	0	0	0	0	0	0	0
LOGAN	0	0	0	0	0	0	0	0	0	0	0	0	0	0
LORAIN	0	0	0	0	0	0	0	1	0	0	0	0	1	2
LUCAS	1	0	1	1	0	0	15	0	0	39	0	1	5	63

**COURTS OF COMMON PLEAS - GENERAL DIVISION**

COMPLEX LITIGATION TERMINATIONS (continued)

2004

COUNTY	JURY TRIAL	COURT TRIAL	SETTLED OR		FOR WANT		DIVERSION		UNAVAIL- ABILITY OF PARTY	TRANS- FERRED OUT	PRIVATE JUDGE REFERRAL	BANKRUPTCY		TOTAL TERMINATIONS
			DISMISSED PRE TRIAL	DIS- MISSAL	OF PROS- ECUTION	MAGI- STRATE	OR ARBI- TRATION	DE- FAULT				STAY / INTER- LOCUTORY APPEAL	OTHER TERMIN- ATIONS	
MADISON	0	0	0	0	0	0	0	0	0	0	0	0	0	0
MAHONING	0	0	0	0	0	0	0	0	0	0	0	0	0	0
MARION	0	0	0	0	0	0	0	0	0	0	0	0	0	0
MEDINA	0	0	3	0	0	0	0	0	0	0	0	1	1	5
MEIGS	0	0	0	0	0	0	0	0	0	0	0	0	0	0
MERCER	0	0	0	0	0	0	0	0	0	1	0	0	0	1
MIAMI	0	0	0	0	0	0	0	0	0	0	0	0	0	0
MONROE	0	0	0	0	0	0	0	0	0	0	0	0	0	0
MONTGOMERY	0	0	0	0	0	0	0	0	0	0	0	0	0	0
MORGAN	0	0	0	0	0	0	0	0	0	0	0	0	0	0
MORROW	0	0	0	0	0	0	0	0	0	0	0	0	0	0
MUSKINGUM	0	0	0	0	0	0	0	0	0	0	0	0	0	0
NOBLE	0	0	0	0	0	0	0	0	0	0	0	0	0	0
OTTAWA	0	0	0	0	0	0	0	0	0	0	0	0	2	2
PAULDING	0	0	0	0	0	0	0	0	0	0	0	0	0	0
PERRY	0	0	1	0	0	0	0	0	0	0	0	0	0	1
PICKAWAY	0	0	0	0	0	0	0	0	0	0	0	0	0	0
PIKE	0	0	0	0	0	0	0	0	0	0	0	0	0	0
PORTAGE	0	0	0	0	0	0	0	0	0	0	0	0	0	0
PREBLE	0	0	0	0	0	0	0	0	0	0	0	0	0	0
PUTNAM	0	0	0	0	0	0	0	0	0	0	0	0	0	0
RICHLAND	1	0	0	0	0	0	0	0	0	0	0	0	0	1
ROSS	0	0	0	0	0	0	0	0	0	0	0	1	0	1
SANDUSKY	0	0	0	0	0	0	0	0	0	0	0	0	0	0
SCIOTO	0	0	0	1	0	0	0	0	0	0	0	0	0	1
SENECA	0	0	0	0	0	0	0	0	0	0	0	0	0	0
SHELBY	0	0	0	0	0	0	0	0	0	0	0	0	0	0
STARK	0	0	0	0	0	0	0	0	0	2	0	0	0	2
SUMMIT	0	0	0	1	0	0	0	0	0	0	0	0	0	1
TRUMBULL	0	0	1	0	0	0	0	0	0	0	0	0	0	1
TUSCARAWAS	0	0	0	0	0	0	0	0	0	0	0	0	0	0
UNION	0	0	1	0	0	0	0	0	0	0	0	0	0	1
VAN WERT	0	0	0	0	0	0	0	0	0	0	0	0	0	0
VINTON	0	0	0	0	0	0	0	0	0	0	0	0	0	0
WARREN	0	0	0	0	0	0	0	0	0	0	0	0	0	0
WASHINGTON	0	0	0	0	0	0	0	0	0	0	0	0	1	1
WAYNE	0	0	0	0	0	0	0	0	0	0	0	0	0	0
WILLIAMS	0	0	0	0	0	0	0	0	0	0	0	0	0	0
WOOD	0	0	1	0	0	0	1	0	0	0	0	1	0	3
WYANDOT	0	0	0	0	0	0	0	0	0	0	0	0	0	0
STATEWIDE	5	3	16	16	0	0	16	5	1	46	0	6	21	135

**COURTS OF COMMON PLEAS - GENERAL DIVISION**  
**OTHER CIVIL OVERALL CASELOADS**  
2004

COUNTY	CASES PENDING JANUARY 1	NEW FILINGS	REACTIVATIONS AND TRANSFERS	TOTAL CASES	TOTAL TERMIN- ATIONS	CLEARANCE RATE	CASES PENDING DECEMBER 31	CASES PENDING BEYOND TIME GUIDELINES
ADAMS	43	156	0	199	161	103.2%	38	0
ALLEN	167	306	22	495	343	104.6%	152	5
ASHLAND	48	152	3	203	163	105.2%	40	0
ASHTABULA	210	376	5	591	397	104.2%	194	11
ATHENS	167	272	6	445	308	110.8%	137	4
AUGLAIZE	28	81	3	112	95	113.1%	17	0
BELMONT	168	203	14	385	214	98.6%	171	26
BROWN	185	129	6	320	99	73.3%	221	86
BUTLER	644	1,800	58	2,502	1,582	85.1%	920	23
CARROLL	27	70	0	97	64	91.4%	33	0
CHAMPAIGN	99	81	20	200	112	110.9%	88	28
CLARK	293	320	6	619	299	91.7%	320	47
CLERMONT	634	816	19	1,469	868	104.0%	601	195
CLINTON	127	186	6	319	218	113.5%	101	5
COLUMBIANA	184	517	16	717	534	100.2%	183	4
COSHOCTON	50	236	5	291	219	90.9%	72	1
CRAWFORD	141	202	9	352	246	116.6%	106	5
CUYAHOGA	3,892	7,771	426	12,089	7,580	92.5%	4,509	161
DARKE	76	130	5	211	150	111.1%	61	1
DEFIANCE	64	116	0	180	113	97.4%	67	4
DELAWARE	203	358	43	604	392	97.8%	212	8
ERIE	313	313	0	626	222	70.9%	404	105
FAIRFIELD	241	434	24	699	432	94.3%	267	20
FAYETTE	87	120	3	210	128	104.1%	82	10
FRANKLIN	2,963	4,347	483	7,793	5,089	105.4%	2,704	121
FULTON	99	129	2	230	152	116.0%	78	4
GALLIA	77	139	0	216	143	102.9%	73	0
GEAUGA	212	341	12	565	363	102.8%	202	1
GREENE	187	294	16	497	307	99.0%	190	7
GUERNSEY	71	142	22	235	151	92.1%	84	1
HAMILTON	2,843	4,406	309	7,558	4,392	93.1%	3,166	115
HANCOCK	192	294	11	497	316	103.6%	181	36
HARDIN	84	82	3	169	96	112.9%	73	14
HARRISON	31	42	1	74	41	95.3%	33	4
HENRY	86	88	0	174	87	98.9%	87	0
HIGHLAND	163	162	0	325	193	119.1%	132	29
HOCKING	78	103	0	181	101	98.1%	80	1
HOLMES	30	103	0	133	89	86.4%	44	0
HURON	64	135	13	212	142	95.9%	70	0
JACKSON	66	167	3	236	155	91.2%	81	3
JEFFERSON	131	201	16	348	201	92.6%	147	9
KNOX	107	200	6	313	210	101.9%	103	2
LAKE	498	945	94	1,537	1,076	103.6%	461	2
LAWRENCE	160	174	11	345	215	116.2%	130	16
LICKING	216	555	25	796	531	91.6%	265	9
LOGAN	66	187	6	259	194	100.5%	65	2
LORAIN	766	1,319	34	2,119	1,361	100.6%	758	27
LUCAS	1,251	1,511	88	2,850	1,718	107.4%	1,132	59

# COURTS OF COMMON PLEAS - GENERAL DIVISION

## OTHER CIVIL OVERALL CASELOADS (continued)

2004

COUNTY	CASES PENDING JANUARY 1	NEW FILINGS	REACTIVATIONS AND TRANSFERS	TOTAL CASES	TOTAL TERMIN- ATIONS	CLEARANCE RATE	CASES PENDING DECEMBER 31	CASES PENDING BEYOND TIME GUIDELINES
MADISON	95	113	12	220	139	111.2%	81	1
MAHONING	1,216	1,942	178	3,336	2,196	103.6%	1,140	89
MARION	110	388	60	558	405	90.4%	153	9
MEDINA	437	625	11	1,073	631	99.2%	442	0
MEIGS	22	56	10	88	61	92.4%	27	0
MERCER	39	94	4	137	97	99.0%	40	3
MIAMI	106	268	12	386	246	87.9%	140	0
MONROE	26	39	1	66	43	107.5%	23	0
MONTGOMERY	962	2,020	88	3,070	2,217	105.2%	853	26
MORGAN	80	90	23	193	128	113.3%	65	6
MORROW	394	82	3	479	342	402.4%	137	0 *
MUSKINGUM	159	231	1	391	149	64.2%	242	19
NOBLE	45	33	2	80	48	137.1%	32	10
OTTAWA	191	184	3	378	212	113.4%	166	5
PAULDING	38	93	6	137	99	100.0%	38	1
PERRY	43	88	0	131	93	105.7%	38	0
PICKAWAY	77	210	2	289	169	79.7%	120	0
PIKE	89	107	1	197	90	83.3%	107	16
PORTAGE	350	551	4	905	502	90.5%	403	15
PREBLE	68	201	0	269	152	75.6%	117	5
PUTNAM	37	65	4	106	66	95.7%	40	0
RICHLAND	239	416	19	674	425	97.7%	249	8
ROSS	180	220	8	408	222	97.4%	186	53
SANDUSKY	80	114	8	202	99	81.1%	103	8
SCIOTO	210	313	17	540	342	103.6%	198	3
SENECA	56	210	7	273	229	105.5%	44	12
SHELBY	48	73	5	126	96	123.1%	30	2
STARK	405	1,069	147	1,621	1,269	104.4%	352	1
SUMMIT	1,222	2,464	194	3,880	2,473	93.0%	1,407	29
TRUMBULL	768	1,033	50	1,851	966	89.2%	885	104
TUSCARAWAS	140	310	27	477	311	92.3%	166	0
UNION	45	136	6	187	140	98.6%	47	1
VAN WERT	52	237	17	306	235	92.5%	71	0
VINTON	42	65	9	116	84	113.5%	32	0
WARREN	333	513	31	877	501	92.1%	376	19
WASHINGTON	82	181	0	263	165	91.2%	98	6
WAYNE	176	362	20	558	394	103.1%	164	1
WILLIAMS	46	82	3	131	81	95.3%	50	0
WOOD	167	242	19	428	299	114.6%	129	0
WYANDOT	26	79	7	112	82	95.3%	30	1
STATEWIDE	27,433	46,810	2,873	77,116	48,760	98.1%	28,356	1,664

88

\* No data reported due to Morrow County computer conversion



**COURTS OF COMMON PLEAS - GENERAL DIVISION**  
**OTHER CIVIL TERMINATIONS**  
2004

COUNTY	JURY TRIAL	COURT TRIAL	SETTLED OR		FOR WANT OF PROSECUTION	MAGISTRATE	DIVERSION OR ARBITRATION	DEFAULT	UNAVAILABILITY OF PARTY	TRANSFERRED OUT	PRIVATE JUDGE REFERRAL	BANKRUPTCY		OTHER TERMINATIONS	TOTAL TERMINATIONS
			DISMISSED PRE TRIAL	DISMISSAL								STAY/INTERLOCUTORY APPEAL			
ADAMS	0	0	2	45	9	19	1	40	0	21	0	5	19	161	
ALLEN	0	42	56	82	5	0	4	69	0	11	0	14	60	343	
ASHLAND	1	63	5	40	0	0	0	41	0	3	0	0	10	163	
ASHTABULA	6	9	109	84	0	0	3	114	0	17	0	20	35	397	
ATHENS	0	9	23	97	5	0	1	54	1	7	0	11	100	308	
AUGLAIZE	1	3	13	9	1	0	0	22	0	2	0	3	41	95	
BELMONT	2	1	6	72	0	0	0	73	0	10	0	8	42	214	
BROWN	0	3	8	29	0	0	1	29	0	1	0	0	28	99	
BUTLER	5	7	195	188	7	0	19	395	1	31	1	27	706	1,582	
CARROLL	0	3	26	1	0	0	0	26	0	3	0	2	3	64	
CHAMPAIGN	1	6	43	16	0	0	18	14	0	0	0	3	11	112	
CLARK	0	3	68	64	3	0	1	108	0	3	0	10	39	299	
CLERMONT	3	16	262	153	12	238	12	13	1	17	0	30	111	868	
CLINTON	0	1	62	22	2	0	0	0	2	5	0	8	116	218	
COLUMBIANA	3	17	83	97	83	46	2	122	0	9	0	24	48	534	
COSHOCTON	0	5	1	37	0	0	0	74	0	6	0	9	87	219	
CRAWFORD	2	4	60	30	7	78	0	36	0	5	0	4	20	246	
CUYAHOGA	29	45	5	3,527	0	8	73	2293	0	595	0	220	785	7,580	
DARKE	1	7	36	22	1	0	0	59	0	2	0	5	17	150	
DEFIANCE	2	16	13	24	6	0	0	47	0	1	0	0	4	113	
DELAWARE	2	13	79	79	20	10	9	107	0	14	0	28	31	392	
ERIE	0	0	11	76	0	3	0	58	0	16	0	4	54	222	
FAIRFIELD	4	4	82	72	4	1	7	144	0	26	0	16	72	432	
FAYETTE	0	8	1	28	5	16	1	23	0	0	0	5	41	128	
FRANKLIN	21	93	640	1,137	165	306	70	1,246	0	212	2	361	836	5,089	
FULTON	1	18	59	4	7	0	0	41	1	7	0	3	11	152	
GALLIA	2	12	23	35	5	0	0	39	0	5	0	2	20	143	
GEAUGA	2	13	111	38	26	21	7	65	3	5	4	17	51	363	
GREENE	2	0	35	109	5	11	3	78	0	13	0	10	41	307	
GUERNSEY	0	13	25	33	4	4	0	12	0	1	20	5	34	151	
HAMILTON	21	23	1,618	274	317	955	25	335	0	170	2	63	589	4,392	
HANCOCK	0	20	79	37	30	0	3	78	0	41	0	10	18	316	
HARDIN	0	1	3	36	2	2	0	25	0	2	1	8	16	96	
HARRISON	0	1	10	10	0	0	0	15	0	0	0	0	5	41	
HENRY	0	0	28	33	0	0	1	4	0	0	0	0	21	87	
HIGHLAND	4	28	44	43	0	0	0	43	0	3	0	3	25	193	
HOCKING	0	20	43	35	0	0	0	0	0	2	0	1	0	101	
HOLMES	1	7	21	10	0	0	0	39	0	3	0	1	7	89	
HURON	0	1	37	11	5	0	0	46	0	8	0	3	31	142	
JACKSON	0	0	1	44	0	0	0	92	0	4	0	4	10	155	
JEFFERSON	1	2	23	56	0	0	0	62	0	8	0	11	38	201	
KNOX	1	3	35	41	0	5	0	0	0	6	0	6	113	210	
LAKE	9	61	157	263	20	12	12	296	1	81	0	58	106	1,076	
LAWRENCE	2	2	17	55	5	2	0	106	0	7	0	3	16	215	
LICKING	4	4	60	147	2	58	1	149	0	13	0	11	82	531	
LOGAN	1	18	32	32	3	47	0	42	0	5	0	3	11	194	
LORAIN	6	13	291	315	8	0	16	412	0	59	0	62	179	1,361	
LUCAS	13	8	322	473	28	0	13	484	0	67	1	47	262	1,718	

**COURTS OF COMMON PLEAS - GENERAL DIVISION**

OTHER CIVIL TERMINATIONS (continued)

2004

COUNTY	JURY TRIAL	COURT TRIAL	SETTLED OR		FOR WANT OF PROSECUTION	MAGISTRATE	DIVERSION OR ARBITRATION	DE-FULT	UNAVAILABILITY OF PARTY	TRANSFERRED OUT	PRIVATE JUDGE REFERRAL	BANKRUPTCY		TOTAL TERMINATIONS
			DISMISSED PRE TRIAL	DISMISSAL								STAY/INTER-LOCUTORY APPEAL	OTHER TERMINATIONS	
MADISON	1	10	15	44	0	0	0	0	0	5	0	13	51	139
MAHONING	7	2	296	466	0	404	17	595	1	78	0	89	241	2,196
MARION	0	107	74	23	37	0	1	56	1	34	0	5	67	405
MEDINA	14	11	368	1	2	4	1	135	0	11	3	12	69	631
MEIGS	0	9	20	1	3	0	0	19	0	0	0	1	8	61
MERCER	0	1	29	3	13	0	3	25	1	2	0	11	9	97
MIAMI	0	6	23	59	14	0	0	49	0	17	0	11	67	246
MONROE	0	2	1	12	0	0	3	9	0	1	0	4	11	43
MONTGOMERY	2	3	95	721	217	132	24	877	0	49	0	46	51	2,217
MORGAN	0	40	1	31	6	0	0	18	0	0	0	3	29	128
MORROW	0	2	7	93	0	0	7	100	0	1	0	7	125	342
MUSKINGUM	1	0	27	39	1	0	0	49	0	4	0	4	24	149
NOBLE	0	9	0	31	0	0	0	1	0	0	0	1	6	48
OTTAWA	3	4	43	14	0	22	4	40	0	5	4	2	71	212
PAULDING	3	4	2	25	0	0	0	52	0	1	0	5	7	99
PERRY	0	0	44	0	0	0	0	26	0	4	1	6	12	93
PICKAWAY	2	27	9	70	1	0	1	46	0	5	0	5	3	169
PIKE	1	1	7	25	0	0	0	39	0	2	0	2	13	90
PORTAGE	7	10	71	197	7	7	3	127	0	18	6	10	39	502
PREBLE	5	4	11	32	0	0	0	86	0	3	0	6	5	152
PUTNAM	0	15	0	28	0	14	0	0	0	7	0	1	1	66
RICHLAND	3	1	185	13	11	17	5	114	0	23	0	10	43	425
ROSS	1	17	31	53	1	7	0	75	0	11	1	10	15	222
SANDUSKY	0	1	10	29	0	0	9	15	0	7	0	10	18	99
SCIOTO	3	5	20	105	3	0	2	82	0	17	0	8	97	342
SENECA	2	25	45	14	0	76	0	32	0	7	0	1	27	229
SHELBY	1	3	12	14	10	0	1	38	0	5	0	1	11	96
STARK	12	23	332	107	46	3	85	368	0	104	0	56	133	1,269
SUMMIT	33	10	536	368	56	71	75	588	1	219	0	99	417	2,473
TRUMBULL	10	59	493	28	4	2	2	206	0	53	0	38	71	966
TUSCARAWAS	2	14	61	7	57	0	0	83	1	18	0	16	52	311
UNION	1	15	28	23	0	0	1	36	0	7	0	4	25	140
VAN WERT	0	2	42	24	4	0	0	131	1	0	0	11	20	235
VINTON	0	8	14	8	0	0	0	38	3	0	0	4	9	84
WARREN	3	21	154	86	0	0	0	103	0	11	0	12	111	501
WASHINGTON	3	11	47	34	0	0	0	21	0	9	0	15	25	165
WAYNE	2	4	87	24	26	1	1	165	0	9	0	16	59	394
WILLIAMS	0	0	22	23	0	0	0	27	0	1	0	1	7	81
WOOD	4	7	101	49	10	0	6	50	0	17	0	17	38	299
WYANDOT	2	2	3	23	3	12	0	9	0	7	0	0	21	82
STATEWIDE	281	1,141	8,327	11,067	1,325	2,595	553	12,160	19	2,278	46	1,716	7,091	48,760

88

**COURTS OF COMMON PLEAS - GENERAL DIVISION**  
**TOTAL CIVIL OVERALL CASELOADS**  
2004

COUNTY	CASES PENDING JANUARY 1	NEW FILINGS	REACTIVATIONS AND TRANSFERS	TOTAL CASES	TOTAL TERMIN- ATIONS	CLEARANCE RATE	CASES PENDING DECEMBER 31	CASES PENDING BEYOND TIME GUIDELINES
ADAMS	97	318	0	415	316	99.4%	99	1
ALLEN	728	1,120	120	1968	1322	106.6%	646	27
ASHLAND	150	423	14	587	445	101.8%	142	0
ASHTABULA	795	1,295	92	2,182	1,461	105.3%	721	42
ATHENS	262	462	21	745	504	104.3%	241	10
AUGLAIZE	129	296	15	440	332	106.8%	108	1
BELMONT	462	462	73	997	534	99.8%	463	98
BROWN	447	451	33	931	453	93.6%	478	156
BUTLER	2,337	4,653	486	7,476	4,877	94.9%	2,599	91
CARROLL	100	221	0	321	227	102.7%	94	0
CHAMPAIGN	352	309	65	726	465	124.3%	261	68
CLARK	1,231	1,551	122	2,904	1,615	96.5%	1,289	238
CLERMONT	1,433	1,913	163	3,509	2,130	102.6%	1,379	298
CLINTON	331	498	16	845	557	108.4%	288	21
COLUMBIANA	615	1,337	80	2,032	1,440	101.6%	592	12
COSHOCTON	158	463	20	641	437	90.5%	204	5
CRAWFORD	273	511	42	826	581	105.1%	245	8
CUYAHOGA	11,686	26,201	3,532	41,419	29,340	98.7%	12,079	659
DARKE	201	368	26	595	411	104.3%	184	2
DEFIANCE	250	317	1	568	306	96.2%	262	40
DELAWARE	598	922	161	1,681	1,149	106.1%	532	32
ERIE	925	791	16	1,732	614	76.1%	1,118	370
FAIRFIELD	678	1,250	84	2,012	1,284	96.3%	728	47
FAYETTE	252	288	13	553	357	118.6%	196	27
FRANKLIN	9,481	13,754	1,468	24,703	16,163	106.2%	8,540	419
FULTON	235	281	9	525	351	121.0%	174	9
GALLIA	123	250	0	373	243	97.2%	130	1
GEAUGA	592	809	51	1,452	942	109.5%	510	6
GREENE	739	1,138	79	1,956	1,270	104.4%	686	28
GUERNSEY	203	396	64	663	457	99.3%	206	1
HAMILTON	7,645	12,104	934	20,683	12,843	98.5%	7,840	382
HANCOCK	548	660	34	1,242	793	114.3%	449	63
HARDIN	273	282	32	587	318	101.3%	269	54
HARRISON	73	115	11	199	128	101.6%	71	9
HENRY	204	240	0	444	227	94.6%	217	0
HIGHLAND	259	466	3	728	474	101.1%	254	38
HOCKING	127	226	2	355	206	90.4%	149	1
HOLMES	70	256	0	326	246	96.1%	80	0
HURON	257	467	37	761	519	103.0%	242	5
JACKSON	208	392	6	606	397	99.7%	209	7
JEFFERSON	392	624	44	1,060	583	87.3%	477	42
KNOX	438	537	36	1,011	585	102.1%	426	55
LAKE	1,502	2,618	264	4,384	2,984	103.5%	1,400	12
LAWRENCE	379	465	56	900	526	101.0%	374	47
LICKING	733	1,604	156	2,493	1,723	97.9%	770	34
LOGAN	221	520	14	755	522	97.8%	233	6
LORAIN	2,205	3,693	197	6,095	3,919	100.7%	2,176	98
LUCAS	4,359	5,852	427	10,638	6,526	103.9%	4,112	208

## COURTS OF COMMON PLEAS - GENERAL DIVISION

### TOTAL CIVIL OVERALL CASELOADS (continued)

2004

COUNTY	CASES PENDING JANUARY 1	NEW FILINGS	REACTIVATIONS AND TRANSFERS	TOTAL CASES	TOTAL TERMIN- ATIONS	CLEARANCE RATE	CASES PENDING DECEMBER 31	CASES PENDING BEYOND TIME GUIDELINES
MADISON	213	350	48	611	389	97.7%	222	4
MAHONING	3,605	4,512	860	8,977	5,782	107.6%	3,195	308
MARION	526	944	143	1,613	1,014	93.3%	599	74
MEDINA	900	1,465	51	2,416	1,463	96.5%	953	0
MEIGS	72	179	29	280	189	90.9%	91	1
MERCER	111	209	21	341	246	107.0%	95	8
MIAMI	419	853	62	1,334	897	98.0%	437	5
MONROE	60	93	1	154	98	104.3%	56	6
MONTGOMERY	4,697	8,961	633	14,291	10,070	105.0%	4,221	162
MORGAN	106	126	53	285	197	110.1%	88	6
MORROW	1,108	320	15	1,443	976	291.3%	467	0 *
MUSKINGUM	520	796	30	1,346	637	77.1%	709	86
NOBLE	77	70	3	150	85	116.4%	65	13
OTTAWA	407	394	15	816	481	117.6%	335	15
PAULDING	116	208	21	345	234	102.2%	111	5
PERRY	114	278	1	393	299	107.2%	94	0
PICKAWAY	246	498	21	765	480	92.5%	285	2
PIKE	206	280	15	501	267	90.5%	234	36
PORTAGE	1,058	1,435	17	2,510	1,467	101.0%	1,043	97
PREBLE	202	480	12	694	435	88.4%	259	21
PUTNAM	91	178	15	284	181	93.8%	103	4
RICHLAND	809	1,361	127	2,297	1,483	99.7%	814	42
ROSS	528	738	44	1,310	738	94.4%	572	125
SANDUSKY	288	448	32	768	422	87.9%	346	34
SCIOTO	474	739	43	1,256	787	100.6%	469	7
SENECA	172	495	30	697	536	102.1%	161	14
SHELBY	187	378	26	591	436	107.9%	155	3
STARK	1,700	4,339	631	6,670	5,107	102.8%	1,563	6
SUMMIT	4,061	7,624	848	12,533	8,358	98.7%	4,175	124
TRUMBULL	2,475	3,236	334	6,045	3,406	95.4%	2,639	250
TUSCARAWAS	431	798	80	1,309	881	100.3%	428	3
UNION	171	458	32	661	498	101.6%	163	2
VAN WERT	121	416	56	593	447	94.7%	146	0
VINTON	77	119	14	210	143	107.5%	67	0
WARREN	934	1,640	282	2,856	1,864	97.0%	992	49
WASHINGTON	278	515	1	794	514	99.6%	280	14
WAYNE	446	825	55	1,326	892	101.4%	434	13
WILLIAMS	122	278	17	417	276	93.6%	141	1
WOOD	501	851	64	1,416	950	103.8%	466	3
WYANDOT	90	179	22	291	200	99.5%	91	3
STATEWIDE	84,475	142,235	13,923	240,633	157,927	101.1%	82,706	5,324

88

\* No data reported due to Morrow County computer conversion

**COURTS OF COMMON PLEAS - GENERAL DIVISION**  
**TOTAL CIVIL TERMINATIONS**  
2004

COUNTY	JURY TRIAL	COURT TRIAL	SETTLED OR		FOR WANT OF PROSECUTION	MAGISTRATE	DIVERSION OR ARBITRATION	DEFAULT	UNAVAILABILITY OF PARTY	TRANSFERRED OUT	PRIVATE JUDGE REFERRAL	BANKRUPTCY		TOTAL TERMINATIONS
			DISMISSED PRE TRIAL	DISMISSAL								STAY/INTERLOCUTORY APPEAL	OTHER TERMINATIONS	
ADAMS	0	0	9	87	11	19	1	102	0	49	0	11	27	316
ALLEN	8	61	201	346	18	0	4	88	0	27	0	60	509	1,322
ASHLAND	2	71	22	150	0	0	0	44	0	5	0	11	140	445
ASHTABULA	11	16	311	305	0	0	5	486	1	41	1	80	204	1,461
ATHENS	3	11	27	166	8	0	1	137	1	14	0	23	113	504
AUGLAIZE	2	3	60	59	7	0	0	108	0	4	0	18	71	332
BELMONT	6	3	35	202	0	0	2	189	0	22	1	17	57	534
BROWN	0	10	43	127	2	0	1	218	0	5	0	5	42	453
BUTLER	28	13	797	927	27	0	27	1,829	1	145	1	238	844	4,877
CARROLL	0	3	88	5	3	0	0	101	0	4	0	16	7	227
CHAMPAIGN	3	9	144	25	0	0	63	121	0	6	0	23	71	465
CLARK	16	6	293	227	31	0	1	804	0	18	0	89	130	1,615
CLERMONT	9	35	651	364	12	608	14	35	3	43	1	125	230	2,130
CLINTON	2	2	178	42	4	0	0	0	2	9	0	33	285	557
COLUMBIANA	8	21	253	203	160	46	2	550	0	27	0	90	80	1,440
COSHOCTON	2	10	5	104	2	0	0	177	2	6	0	26	103	437
CRAWFORD	3	6	99	98	18	78	0	160	0	6	0	23	90	581
CUYAHOGA	220	63	25	10,534	0	11,526	399	2,785	0	2,173	0	323	1,292	29,340
DARKE	3	9	77	61	3	0	0	204	0	3	0	29	22	411
DEFIANCE	4	81	59	87	12	0	0	49	0	2	0	0	12	306
DELAWARE	11	15	170	274	43	14	9	388	0	30	0	105	90	1,149
ERIE	0	0	38	248	0	3	0	191	0	29	0	21	84	614
FAIRFIELD	9	4	264	251	9	1	7	527	1	38	0	65	108	1,284
FAYETTE	1	10	8	104	10	16	1	84	0	0	0	17	106	357
FRANKLIN	90	131	2,081	4,125	461	476	80	5,338	8	447	3	1119	1,804	16,163
FULTON	4	21	160	10	8	0	0	114	1	10	0	8	15	351
GALLIA	2	13	40	69	8	0	0	73	0	8	0	4	26	243
GEAUGA	9	22	334	116	62	21	13	149	3	14	4	35	160	942
GREENE	6	0	100	438	17	16	5	494	0	38	0	55	101	1,270
GUERNSEY	5	16	79	94	7	4	0	139	2	1	20	18	72	457
HAMILTON	54	35	4,655	761	938	3,242	71	965	0	489	3	354	1,276	12,843
HANCOCK	5	20	230	117	38	0	10	274	0	44	0	25	30	793
HARDIN	4	1	8	113	12	2	0	108	0	3	1	24	42	318
HARRISON	0	1	22	28	2	0	0	53	0	0	0	8	14	128
HENRY	0	0	49	74	0	0	1	14	0	0	0	30	59	227
HIGHLAND	4	46	52	102	0	0	0	200	0	5	0	20	45	474
HOCKING	0	34	99	57	0	0	0	0	0	2	0	4	10	206
HOLMES	1	17	72	21	0	0	0	119	0	5	0	2	9	246
HURON	5	1	121	68	15	0	0	197	0	16	0	18	78	519
JACKSON	0	0	2	148	0	0	0	211	0	4	0	17	15	397
JEFFERSON	5	2	105	160	3	0	0	186	0	16	0	22	84	583
KNOX	4	4	97	149	0	5	0	0	0	7	0	51	268	585
LAKE	36	82	516	905	65	15	30	711	1	188	0	156	279	2,984
LAWRENCE	9	3	61	172	6	2	0	207	0	11	0	17	38	526
LICKING	18	5	174	408	5	59	2	709	0	64	0	84	195	1,723
LOGAN	5	18	106	87	8	47	0	208	1	6	0	14	22	522
LORAIN	22	16	847	879	17	0	24	1,284	0	200	0	261	369	3,919
LUCAS	50	14	1,095	1,699	78	0	28	2,394	0	195	1	255	717	6,526

**COURTS OF COMMON PLEAS - GENERAL DIVISION**

TOTAL CIVIL TERMINATIONS (continued)

2004

COUNTY	JURY TRIAL	COURT TRIAL	SETTLED OR		FOR WANT		DIVERSION		UNAVAIL- ABILITY OF PARTY	TRANS- FERRED OUT	PRIVATE JUDGE REFERRAL	BANKRUPTCY		TOTAL TERMINATIONS
			DISMISSED PRE TRIAL	DIS- MISSAL	OF PROS- ECUTION	MAGI- STRATE	OR ARBI- TRATION	DE- FAULT				STAY/INTER- LOCUTORY APPEAL	OTHER TERMINATIONS	
MADISON	3	11	27	131	0	0	0	0	0	9	0	34	174	389
MAHONING	23	2	1,016	1,361	0	461	27	1748	4	487	1	292	360	5,782
MARION	2	107	178	156	62	0	1	276	1	61	0	36	134	1,014
MEDINA	24	13	835	1	8	4	1	393	0	18	3	41	122	1,463
MEIGS	0	9	67	1	6	0	0	80	0	4	0	7	15	189
MERCER	0	2	55	8	37	0	5	95	1	4	0	21	18	246
MIAMI	4	8	99	196	53	0	0	335	0	39	0	48	115	897
MONROE	1	3	3	33	2	0	3	29	0	1	0	6	17	98
MONTGOMERY	55	3	892	2,567	558	559	60	4,207	1	262	2	388	516	10,070
MORGAN	0	40	1	46	10	0	0	36	0	0	0	6	58	197
MORROW	0	2	12	219	0	0	8	268	0	1	0	15	451	976
MUSKINGUM	2	1	87	183	1	0	0	271	0	14	0	24	54	637
NOBLE	0	18	0	49	0	0	0	2	0	0	0	6	10	85
OTTAWA	5	7	89	75	0	22	4	129	0	6	4	9	131	481
PAULDING	5	5	3	81	0	0	0	107	0	1	0	17	15	234
PERRY	0	0	115	0	1	0	0	118	0	8	1	20	36	299
PICKAWAY	2	45	28	190	1	0	1	173	0	6	0	23	11	480
PIKE	1	1	20	86	0	0	0	121	0	7	0	14	17	267
PORTAGE	19	12	200	498	10	14	4	515	0	31	19	40	105	1,467
PREBLE	8	6	19	121	0	0	0	236	0	5	0	31	9	435
PUTNAM	0	15	0	76	0	16	0	0	0	11	0	8	55	181
RICHLAND	19	2	626	15	26	19	5	530	0	36	0	57	148	1,483
ROSS	3	18	109	156	1	7	1	298	0	25	1	47	72	738
SANDUSKY	3	1	45	131	0	0	15	20	1	13	0	29	164	422
SCIOTO	5	8	56	246	5	0	2	235	0	39	0	30	161	787
SENECA	6	37	119	49	0	76	0	152	0	8	0	21	68	536
SHELBY	2	5	35	68	69	0	1	192	0	6	0	27	31	436
STARK	59	25	1112	398	225	7	300	1909	0	402	0	250	420	5,107
SUMMIT	96	27	1,731	1,278	147	86	279	2,435	1	558	1	480	1,239	8,358
TRUMBULL	33	420	1,654	76	6	3	2	599	0	320	0	190	103	3,406
TUSCARAWAS	8	23	174	12	206	0	0	278	1	43	0	45	91	881
UNION	4	31	108	76	0	0	1	151	0	11	0	30	86	498
VAN WERT	0	2	82	45	7	0	1	233	2	0	0	37	38	447
VINTON	0	19	37	12	0	0	0	54	3	0	0	9	9	143
WARREN	11	33	495	365	0	0	0	365	0	31	0	85	479	1,864
WASHINGTON	8	16	140	82	6	0	0	134	0	17	0	57	54	514
WAYNE	9	4	238	56	92	1	1	327	0	22	0	41	101	892
WILLIAMS	1	0	69	72	0	0	0	108	0	1	0	9	16	276
WOOD	9	9	275	174	37	0	35	218	0	46	0	44	103	950
WYANDOT	3	4	8	65	7	12	0	39	0	9	0	4	49	200
STATEWIDE	1,122	1,958	25,821	35,250	3,713	17,487	1,558	40,940	42	7,041	68	6,627	16,300	157,927

88

**COURTS OF COMMON PLEAS-GENERAL DIVISION**

**CRIMINAL OVERALL CASELOADS**

2004

COUNTY	CASES PENDING JANUARY 1	NEW FILINGS	REACTIVATIONS AND TRANSFERS	TOTAL CASES	TOTAL TERMIN- ATIONS	CLEARANCE RATE	CASES PENDING DECEMBER 31	CASES PENDING BEYOND TIME GUIDELINES
ADAMS	56	124	0	180	146	117.7%	34	3
ALLEN	118	512	19	649	545	102.6%	104	4
ASHLAND	38	117	6	161	116	94.3%	45	5
ASHTABULA	157	373	43	573	379	91.1%	194	46
ATHENS	115	281	16	412	253	85.2%	159	33
AUGLAIZE	45	130	11	186	148	105.0%	38	1
BELMONT	62	339	21	422	311	86.4%	111	25
BROWN	245	246	22	513	269	100.4%	244	129
BUTLER	676	2,257	751	3,684	2,791	92.8%	893	122
CARROLL	34	109	1	144	125	113.6%	19	0
CHAMPAIGN	76	234	15	325	250	100.4%	75	9
CLARK	381	1021	135	1537	1260	109.0%	277	18
CLERMONT	455	898	97	1,450	1,023	102.8%	427	149
CLINTON	131	316	3	450	292	91.5%	158	42
COLUMBIANA	145	291	38	474	310	94.2%	164	38
COSHOCTON	24	155	3	182	108	68.4%	74	3
CRAWFORD	63	144	11	218	172	111.0%	46	0
CUYAHOGA	5,144	14,896	2,078	22,118	17,578	103.6%	4,540	592
DARKE	86	257	6	349	261	99.2%	88	0
DEFIANCE	111	315	0	426	262	83.2%	164	0
DELAWARE	236	491	173	900	668	100.6%	232	38
ERIE	14	476	13	503	393	80.4%	110	24
FAIRFIELD	110	453	72	635	475	90.5%	160	23
FAYETTE	187	203	6	396	213	101.9%	183	85
FRANKLIN	3,359	8,388	2,750	14,497	11,207	100.6%	3,290	361
FULTON	69	120	0	189	102	85.0%	87	0
GALLIA	50	181	0	231	167	92.3%	64	2
GEAUGA	34	146	23	203	170	100.6%	33	0
GREENE	339	884	45	1,268	928	99.9%	340	30
GUERNSEY	48	165	21	234	168	90.3%	66	2
HAMILTON	2,057	8,465	2,053	12,575	10,244	97.4%	2,331	167
HANCOCK	140	299	24	463	324	100.3%	139	39
HARDIN	85	109	29	223	162	117.4%	61	27
HARRISON	21	79	3	103	64	78.0%	39	5
HENRY	43	126	0	169	73	57.9%	96	0
HIGHLAND	179	317	0	496	322	101.6%	174	49
HOCKING	76	221	62	359	266	94.0%	93	0
HOLMES	26	296	0	322	289	97.6%	33	0
HURON	91	217	15	323	236	101.7%	87	4
JACKSON	86	173	0	259	136	78.6%	123	42
JEFFERSON	75	201	3	279	225	110.3%	54	4
KNOX	19	124	0	143	101	81.5%	42	10
LAKE	157	640	108	905	742	99.2%	163	4
LAWRENCE	36	317	176	529	496	100.6%	33	9
LICKING	197	601	59	857	599	90.8%	258	41
LOGAN	65	239	21	325	254	97.7%	71	3
LORAIN	1,234	2,104	215	3,553	2,218	95.6%	1,335	430
LUCAS	674	2,445	278	3,397	2,656	97.5%	741	52

**COURTS OF COMMON PLEAS-GENERAL DIVISION**

CRIMINAL OVERALL CASELOADS (continued)

2004

COUNTY	CASES PENDING JANUARY 1	NEW FILINGS	REACTIVATIONS AND TRANSFERS	TOTAL CASES	TOTAL TERMIN- ATIONS	CLEARANCE RATE	CASES PENDING DECEMBER 31	CASES PENDING BEYOND TIME GUIDELINES
MADISON	29	121	36	186	162	103.2%	24	4
MAHONING	827	1,008	555	2,390	1,658	106.1%	732	320
MARION	151	528	99	778	612	97.6%	166	19
MEDINA	203	544	6	753	551	100.2%	202	0
MEIGS	1	64	1	66	52	80.0%	14	2
MERCER	44	118	4	166	127	104.1%	39	1
MIAMI	80	323	14	417	325	96.4%	92	1
MONROE	20	36	4	60	31	77.5%	29	1
MONTGOMERY	898	4,117	1,003	6,018	5,043	98.5%	975	62
MORGAN	52	80	46	178	141	111.9%	37	0
MORROW	574	255	10	839	581	219.2%	258	0 *
MUSKINGUM	163	422	7	592	444	103.5%	148	22
NOBLE	61	45	27	133	83	115.3%	50	17
OTTAWA	106	131	2	239	168	126.3%	71	7
PAULDING	38	95	122	255	225	103.7%	30	3
PERRY	20	86	0	106	85	98.8%	21	0
PICKAWAY	123	226	72	421	361	121.1%	60	1
PIKE	151	173	0	324	154	89.0%	170	92
PORTAGE	216	477	34	727	547	107.0%	180	18
PREBLE	78	220	0	298	196	89.1%	102	7
PUTNAM	41	3	58	102	74	121.3%	28	2
RICHLAND	295	893	244	1,432	1,056	92.9%	376	40
ROSS	230	386	38	654	435	102.6%	219	75
SANDUSKY	141	292	63	496	360	101.4%	136	26
SCIOTO	171	674	174	1019	819	96.6%	200	4
SENECA	88	245	19	352	263	99.6%	89	1
SHELBY	61	336	6	403	302	88.3%	101	0
STARK	139	1,676	72	1,887	1,706	97.6%	181	0
SUMMIT	859	4,774	509	6,142	5,165	97.8%	977	45
TRUMBULL	239	578	18	835	617	103.5%	218	57
TUSCARAWAS	102	352	61	515	389	94.2%	126	7
UNION	42	129	37	208	196	118.1%	12	0
VAN WERT	66	220	227	513	412	92.2%	101	0
VINTON	53	122	52	227	146	83.9%	81	0
WARREN	271	688	81	1040	767	99.7%	273	8
WASHINGTON	112	584	0	696	581	99.5%	115	5
WAYNE	149	477	63	689	486	90.0%	203	13
WILLIAMS	38	199	5	242	194	95.1%	48	0
WOOD	165	522	51	738	516	90.1%	222	38
WYANDOT	39	71	29	139	93	93.0%	46	7
STATEWIDE	25,005	73,785	13,274	112,064	86,620	99.5%	25,444	3,575

88

\* No data to report due to Morrow County computer conversion



**COURTS OF COMMON PLEAS-GENERAL DIVISION**

**CRIMINAL TERMINATIONS**

2004

COUNTY	JURY TRIAL	COURT TRIAL	SETTLED OR		DISMISSAL FOR LACK OF SPEEDY TRIAL	DIVERSION OR ARBITRATION	-- GUILTY OR NO -- CONTEST PLEA TO:		UNAVAILABILITY OF PARTY	TRANSFERRED OUT	BANKRUPTCY	OTHER TERMINATIONS
			DISMISSED PRE TRIAL	DISMISSAL			ORIGINAL	REDUCED			STAY/INTERLOCUTORY APPEAL	
ADAMS	1	0	0	2	1	18	79	27	11	2	0	5
ALLEN	9	1	0	35	0	13	180	296	9	1	0	1
ASHLAND	3	0	0	15	0	0	19	60	3	7	0	9
ASHTABULA	18	1	1	48	0	0	87	164	44	2	2	12
ATHENS	3	3	0	26	0	29	145	15	2	17	0	13
AUGLAIZE	6	0	1	4	0	0	40	83	7	4	0	3
BELMONT	2	0	0	45	0	0	125	53	11	59	0	16
BROWN	8	2	1	35	5	0	142	25	33	0	0	18
BUTLER	48	16	0	13	0	2	442	769	554	668	2	277
CARROLL	3	0	8	0	0	0	82	28	2	0	0	2
CHAMPAIGN	11	1	0	65	0	0	43	102	27	0	1	0
CLARK	23	0	0	155	0	0	161	793	115	13	0	0
CLERMONT	12	13	26	52	0	30	576	181	57	33	1	42
CLINTON	3	4	31	7	0	3	202	38	4	0	0	0
COLUMBIANA	13	12	1	13	0	0	168	57	28	16	0	2
COSHOCTON	2	1	0	18	0	2	59	24	0	1	0	1
CRAWFORD	7	1	1	20	0	25	62	49	7	0	0	0
CUYAHOGA	344	379	341	884	21	628	6,944	5,755	1,416	592	1	273
DARKE	5	5	0	29	2	7	165	28	19	0	0	1
DEFIANCE	2	1	0	23	1	0	196	38	0	0	0	1
DELAWARE	9	5	121	107	1	50	0	175	105	9	0	86
ERIE	0	0	0	23	0	8	26	120	25	166	0	25
FAIRFIELD	2	1	8	27	0	14	218	48	144	11	0	2
FAYETTE	0	1	0	15	0	6	112	62	4	0	0	13
FRANKLIN	149	46	459	44	3	118	1,666	5,632	989	2,063	6	32
FULTON	1	1	0	5	0	0	29	60	0	0	0	6
GALLIA	1	0	0	52	0	0	42	40	30	2	0	0
GEAUGA	1	0	5	10	0	0	46	78	27	0	0	3
GREENE	13	1	18	17	0	41	717	72	39	3	2	5
GUERNSEY	3	0	0	9	0	1	80	34	17	1	0	23
HAMILTON	155	201	5	449	17	288	2,360	3,326	1,119	2,181	4	139
HANCOCK	5	0	9	1	3	25	180	52	4	44	0	1
HARDIN	2	0	1	8	0	2	24	90	1	0	0	34
HARRISON	1	0	4	3	0	0	36	13	2	0	0	5
HENRY	1	0	0	2	0	7	45	18	0	0	0	0
HIGHLAND	3	0	0	84	0	0	63	127	30	1	0	14
HOCKING	4	0	1	28	0	0	55	132	45	1	0	0
HOLMES	7	33	2	23	0	0	81	25	73	0	0	45
HURON	9	1	0	20	0	10	42	131	16	2	0	5
JACKSON	0	0	0	38	0	0	95	0	0	0	0	3
JEFFERSON	10	0	0	12	0	1	68	113	5	3	5	8
KNOX	2	5	0	6	0	0	77	0	0	0	0	11
LAKE	51	1	5	11	0	1	281	232	50	99	0	11
LAWRENCE	3	0	0	34	0	0	251	30	135	42	0	1
LICKING	11	2	34	14	0	21	457	2	41	5	0	12
LOGAN	9	0	0	14	0	38	54	89	19	1	4	26
LORAIN	29	13	0	82	0	13	1,325	336	244	103	2	71
LUCAS	37	15	47	266	2	10	736	1,276	200	16	0	51

# COURTS OF COMMON PLEAS-GENERAL DIVISION

## CRIMINAL TERMINATIONS (continued)

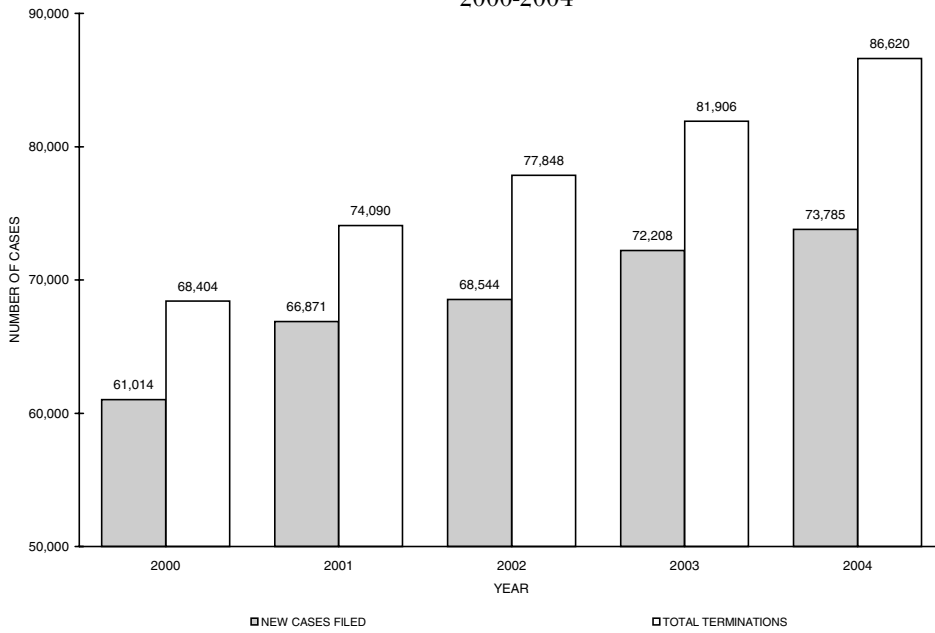
2004

COUNTY	JURY TRIAL	COURT TRIAL	SETTLED OR DISMISSED PRE TRIAL	DIS-MISSAL	DISMISSAL FOR LACK OF SPEEDY TRIAL	DIVERSION OR ARBI-TRATION	-- GUILTY OR NO --		UNAVAIL-ABILITY OF PARTY	TRANS-FERRED OUT	BANKRUPTCY STAY/INTER-LOCUTORY APPEAL	OTHER TERMINATIONS
							CONTEST PLEA TO: ORIGINAL	REDUCED				
MADISON	9	1	2	14	0	0	100	27	8	0	0	1
MAHONING	16	9	0	153	0	115	904	41	167	213	27	13
MARION	16	4	3	1	1	13	188	287	55	42	2	0
MEDINA	18	1	0	1	0	10	338	136	15	3	0	29
MEIGS	1	0	0	0	7	0	17	19	6	0	0	2
MERCER	0	1	2	2	9	6	33	74	0	0	0	0
MIAMI	6	3	2	13	1	10	255	17	13	2	3	0
MONROE	1	0	0	8	0	0	18	4	0	0	0	0
MONTGOMERY	70	24	0	282	0	904	3,169	8	524	56	6	0
MORGAN	2	13	0	26	1	0	65	13	11	0	0	10
MORROW	12	3	15	50	0	0	121	167	0	0	0	213
MUSKINGUM	5	1	0	22	0	0	404	0	12	0	0	0
NOBLE	2	2	3	8	0	1	15	30	0	0	0	22
OTTAWA	4	1	9	46	0	20	26	58	1	2	0	1
PAULDING	4	0	0	30	0	0	112	8	12	2	0	57
PERRY	5	0	7	0	0	0	68	1	4	0	0	0
PICKAWAY	5	0	0	34	0	0	211	16	12	1	0	82
PIKE	1	0	2	29	0	0	70	34	18	0	0	0
PORTAGE	27	3	3	42	0	3	127	292	33	12	0	5
PREBLE	0	0	0	12	0	15	105	22	25	7	0	10
PUTNAM	1	0	0	3	0	0	26	36	0	2	0	6
RICHLAND	25	0	102	1	1	98	459	167	141	47	0	15
ROSS	17	2	0	32	28	12	246	36	35	19	0	8
SANDUSKY	5	0	0	62	0	62	147	36	14	23	0	11
SCIOTO	8	1	2	63	0	4	183	214	223	42	1	78
SENECA	10	1	0	25	0	4	167	40	13	2	1	0
SHELBY	2	0	0	32	0	0	95	165	7	0	0	1
STARK	92	7	9	11	8	5	1,334	75	140	19	1	5
SUMMIT	129	19	16	262	0	50	1,740	2,347	543	47	0	12
TRUMBULL	18	0	1	7	0	0	224	265	33	8	0	61
TUSCARAWAS	6	3	0	22	1	42	186	71	48	7	1	2
UNION	5	1	0	20	0	2	120	3	5	2	0	38
VAN WERT	4	1	3	21	4	11	141	11	44	0	0	172
VINTON	2	3	20	1	0	0	36	13	33	0	0	38
WARREN	39	9	0	19	0	0	171	380	93	6	0	50
WASHINGTON	12	45	46	99	1	0	111	9	43	7	0	208
WAYNE	10	3	8	21	1	6	307	37	35	41	0	17
WILLIAMS	2	0	0	9	0	2	125	47	4	0	0	5
WOOD	21	5	0	26	0	28	249	96	63	10	0	18
WYANDOT	0	2	0	4	0	7	62	9	3	0	0	6
STATEWIDE	1,653	934	1,385	4,406	119	2,841	31,558	26,209	8,149	6,790	72	2,504

88

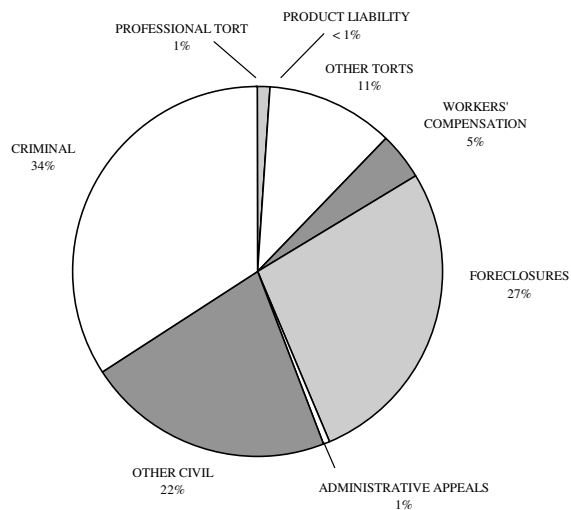
**COURT OF COMMON PLEAS - GENERAL DIVISION**

**Criminal Cases  
2000-2004**



**COURTS OF COMMON PLEAS - GENERAL DIVISION**


**New Cases Filed  
2004**



# Section F

---

## Courts of Common Pleas *Domestic Relations Division*



Cuyahoga County Courthouse  
Cleveland

**COURTS OF COMMON PLEAS - DOMESTIC RELATIONS DIVISION**

COMPOSITE REPORT FORM FOR THE ENTIRE STATE

2004

	MARRIAGE TERMINATIONS		MARRIAGE DISSOLUTIONS		CHANGE OF CUSTODY	ENFORCEMENT OR MODIFICATION OF VISITATION SUPPORT		DOMESTIC VIOLENCE	U.I. F.S.A.	PAREN-TAGE	ALL OTHER CASES	TOTAL
	WITH CHILDREN	WITHOUT CHILDREN	WITH CHILDREN	WITHOUT CHILDREN								
CASES PENDING BEGINNING OF YEAR	10,346	6,105	1,199	1,264	3,434	1,690	11,100	1,488	552	696	2,586	40,460
NEW CASES FILED	16,239	13,407	8,451	11,170	991	312	5,134	17,447	2,694	1,676	2,868	80,389
TRANSFERRED IN OR REACTIVATED CASES	1,250	627	225	123	6,785	3,171	35,859	1,064	279	35	14,146	63,564
TOTAL CASES	27,835	20,139	9,875	12,557	11,210	5,173	52,093	19,999	3,525	2,407	19,600	184,413
CASES TERMINATED BY:												
JUDGE:DEFAULT, UN-CONTESTED, DISSOLUTION	7,186	7,049	5,087	7,058	939	182	3,994	1,078	311	408	655	33,947
MAGISTRATE:DEFAULT, UN-CONTESTED, DISSOLUTION	2,960	2,297	2,529	3,102	1,728	794	7,517	2,276	1,572	617	1,790	27,182
TRIAL BY JUDGE	1,674	969	57	62	403	189	1,316	849	51	4	785	6,359
TRIAL BY MAGISTRATE	1,936	1,213	141	113	2,316	1,303	13,534	5,660	337	305	8,331	35,189
VOLUNTARY DISMISSAL	2,208	1,406	305	360	658	326	3,784	4,537	243	138	1,144	15,109
MEDIATION/CONCILIATION	278	98	4	2	75	77	41	16	0	4	15	610
BANKRUPTCY STAY OR INTERLOCUTORY APPEAL	237	108	4	4	8	8	62	21	2	3	83	540
TRANSFERRED OUT	338	188	63	42	35	16	70	131	123	4	30	1,040
REFERRED TO PRIVATE JUDGE	35	56	158	179	2	0	4	0	0	0	0	434
UNAVAILABILITY OF PARTY FOR TRIAL	97	62	15	12	27	12	1,047	569	22	39	119	2,021
ALL OTHER TERMINATIONS	978	588	373	362	1,649	655	9,981	3,408	390	274	3,905	22,563
TOTAL TERMINATIONS	17,927	14,034	8,736	11,296	7,840	3,562	41,350	18,545	3,051	1,796	16,857	144,994
CASES PENDING END OF YEAR	9,908	6,105	1,139	1,261	3,370	1,611	10,743	1,454	474	611	2,743	39,419
TIME GUIDELINE (MONTHS)	<b>18</b>	<b>12</b>	<b>3</b>	<b>3</b>	<b>9</b>	<b>9</b>	<b>12</b>	<b>1</b>	<b>3</b>	<b>12</b>	<b>6</b>	<b>X</b>
CASES PENDING END OF YEAR BEYOND TIME GUIDELINE	505	472	51	31	442	170	397	504	154	25	438	3,189

Note: "X" indicates data not applicable

**COURTS OF COMMON PLEAS - DOMESTIC RELATIONS DIVISION**

**OVERALL CASELOADS**

2004

COUNTY	NUMBER OF JUDGES	---- POPULATION ----		NEW FILINGS, TRANSFERS, AND REACTIVATIONS -----			----- TERMINATIONS -----		
		TOTAL	PER JUDGE	TOTAL	PER JUDGE	PER 1,000 POPULATION	TOTAL	PER JUDGE	PER 1,000 POPULATION
The judges of the following counties also have General, Probate, and Juvenile Division jurisdiction.									
ADAMS	1	27,330	27,330	525	525	19	504	504	18
HENRY	1	29,210	29,210	305	305	10	453	453	16
MORGAN	1	14,897	14,897	238	238	16	267	267	18
MORROW	1	31,628	31,628	306	306	10	295	295	9
NOBLE	1	14,058	14,058	155	155	11	141	141	10
WYANDOT	1	22,908	22,908	255	255	11	240	240	10
The judges of the following counties have Domestic Relations Division jurisdiction exclusively.									
ALLEN	1	108,473	108,473	1,408	1,408	13	1,322	1,322	12
BUTLER	2	332,807	166,404	7,073	3,537	21	7,047	3,524	21
CLERMONT	1	177,977	177,977	3,819	3,819	21	3,801	3,801	21
CUYAHOGA	5	1,393,978	278,796	10,001	2,000	7	10,004	2,001	7
FAIRFIELD	1	122,759	122,759	3,670	3,670	30	3,749	3,749	31
GREENE	1	147,886	147,886	1,593	1,593	11	1,531	1,531	10
HAMILTON	3	845,303	281,768	13,817	4,606	16	13,637	4,546	16
LAKE	1	227,511	227,511	2,101	2,101	9	2,138	2,138	9
LICKING	1	145,491	145,491	3,156	3,156	22	3,097	3,097	21
LUCAS	2	455,054	227,527	4,739	2,370	10	4,629	2,315	10
MAHONING	1	257,555	257,555	2,295	2,295	9	2,326	2,326	9
MEDINA	1	151,095	151,095	3,010	3,010	20	2,926	2,926	19
MONTGOMERY	2	559,062	279,531	5,585	2,793	10	5,997	2,999	11
MUSKINGUM	1	84,585	84,585	3,125	3,125	37	3,121	3,121	37
PORTAGE	1	152,061	152,061	1,599	1,599	11	1,585	1,585	10
SCIOTO	1	79,195	79,195	1,224	1,224	15	1,289	1,289	16
SUMMIT	2	542,899	271,450	7,119	3,560	13	7,363	3,682	14
WARREN	1	158,383	158,383	2,536	2,536	16	2,508	2,508	16
The judges of the following counties also have Juvenile Division jurisdiction.									
AUGLAIZE*	1	46,611	46,611	538	538	12	506	506	11
CLARK	1	144,742	144,742	2,516	2,516	17	2,511	2,511	17
ERIE	1	79,551	79,551	863	863	11	870	870	11
FRANKLIN	5	1,068,978	213,796	8,537	1,707	8	8,371	1,674	8
LORAIN	3	284,664	94,888	2,554	851	9	2,524	841	9
MARION*	2	66,217	33,109	1,379	690	21	1,551	776	23
RICHLAND	1	128,852	128,852	2,789	2,789	22	2,918	2,918	23
STARK	3	378,098	126,033	8,172	2,724	22	8,233	2,744	22
TRUMBULL	2	225,116	112,558	2,502	1,251	11	2,669	1,335	12
The judges of the following counties also have General Division jurisdiction.									
ASHLAND	1	52,523	52,523	470	470	9	465	465	9
ASHTABULA	3	102,728	34,243	1,110	370	11	1,050	350	10
ATHENS	2	62,223	31,112	751	376	12	779	390	13
BELMONT	2	70,226	35,113	673	337	10	663	332	9
BROWN	1	42,285	42,285	731	731	17	845	845	20
CARROLL	1	28,836	28,836	299	299	10	304	304	11
CHAMPAIGN	1	38,890	38,890	840	840	22	880	880	23
CLINTON	1	40,543	40,543	589	589	15	599	599	15
COLUMBIANA	2	112,075	56,038	1,640	820	15	1,716	858	15
COSHOCTON	1	36,655	36,655	727	727	20	719	719	20
CRAWFORD	1	46,966	46,966	599	599	13	619	619	13
DARKE	1	53,309	53,309	524	524	10	558	558	10

**COURTS OF COMMON PLEAS - DOMESTIC RELATIONS DIVISION**

OVERALL CASELOADS (continued)

2004

COUNTY	NUMBER OF JUDGES	----- POPULATION -----		NEW FILINGS, TRANSFERS, ----- AND REACTIVATIONS -----			----- TERMINATIONS -----		
		TOTAL	PER JUDGE	TOTAL	PER JUDGE	PER 1,000 POPULATION	TOTAL	PER JUDGE	PER 1,000 POPULATION
DEFIANCE	1	39,500	39,500	397	397	10	386	386	10
DELAWARE	2	109,989	54,995	987	494	9	947	474	9
FAYETTE	1	28,433	28,433	458	458	16	502	502	18
FULTON	1	42,084	42,084	377	377	9	372	372	9
GALLIA	1	31,069	31,069	489	489	16	476	476	15
GEAUGA	2	90,895	45,448	670	335	7	681	341	7
GUERNSEY	1	40,792	40,792	649	649	16	672	672	16
HANCOCK	2	71,295	35,648	867	434	12	914	457	13
HARDIN	1	31,945	31,945	370	370	12	378	378	12
HARRISON	1	15,856	15,856	208	208	13	215	215	14
HIGHLAND	1	40,875	40,875	702	702	17	725	725	18
HOCKING	1	28,241	28,241	335	335	12	342	342	12
HOLMES	1	38,943	38,943	389	389	10	389	389	10
HURON	1	59,487	59,487	988	988	17	925	925	16
JACKSON	1	32,641	32,641	349	349	11	310	310	9
JEFFERSON	2	73,894	36,947	499	250	7	521	261	7
KNOX	1	54,500	54,500	654	654	12	724	724	13
LAWRENCE	2	62,319	31,160	929	465	15	894	447	14
LOGAN	1	46,005	46,005	607	607	13	626	626	14
MADISON	1	40,213	40,213	365	365	9	341	341	8
MEIGS	1	23,072	23,072	364	364	16	363	363	16
MERCER	1	40,924	40,924	438	438	11	452	452	11
MIAMI	2	98,868	49,434	1,299	650	13	1,280	640	13
MONROE	1	15,180	15,180	133	133	9	134	134	9
OTTAWA	1	40,985	40,985	314	314	8	305	305	7
PAULDING	1	20,293	20,293	339	339	17	338	338	17
PERRY	1	34,078	34,078	360	360	11	375	375	11
PICKAWAY	1	52,727	52,727	676	676	13	698	698	13
PIKE	1	27,695	27,695	378	378	14	341	341	12
PREBLE	1	42,337	42,337	542	542	13	555	555	13
PUTNAM	1	34,726	34,726	267	267	8	258	258	7
ROSS	2	73,345	36,673	834	417	11	793	397	11
SANDUSKY	2	61,792	30,896	651	326	11	609	305	10
SENECA	2	58,683	29,342	679	340	12	663	332	11
SHELBY	1	47,910	47,910	484	484	10	497	497	10
TUSCARAWAS	2	90,914	45,457	1,180	590	13	1,291	646	14
UNION	1	40,909	40,909	378	378	9	378	378	9
VAN WERT	1	29,659	29,659	545	545	18	538	538	18
VINTON	1	12,806	12,806	336	336	26	347	347	27
WASHINGTON	2	63,251	31,626	1,240	620	20	1,247	624	20
WAYNE	2	111,564	55,782	1,178	589	11	1,214	607	11
WILLIAMS	1	39,188	39,188	412	412	11	433	433	11
WOOD	3	121,065	40,355	1,180	393	10	1,225	408	10
STATEWIDE	127	11,353,140	89,395	143,953	1,133	13	144,994	1,142	13

88

All population figures based on estimated 2000 U.S.Census

\* The judges of Auglaize and Marion Counties also have Probate Division jurisdiction.

**COURTS OF COMMON PLEAS - DOMESTIC RELATIONS DIVISION**  
**TERMINATIONS OF MARRIAGES OVERALL CASELOADS**

COUNTY	CASES PENDING JANUARY 1	NEW FILINGS	REACTIVATIONS AND TRANSFERS	TOTAL CASES	TOTAL TERMIN- ATIONS	CLEARANCE RATE	CASES PENDING DECEMBER 31	CASES PENDING BEYOND TIME GUIDELINES
ADAMS	59	188	0	247	177	94.1%	70	4
ALLEN	153	535	5	693	523	96.9%	170	1
ASHLAND	60	185	2	247	188	100.5%	59	1
ASHTABULA	252	568	30	850	585	97.8%	265	22
ATHENS	116	292	0	408	273	93.5%	135	9
AUGLAIZE	50	172	12	234	176	95.7%	58	1
BELMONT	84	310	15	409	331	101.8%	78	0
BROWN	160	274	0	434	287	104.7%	147	21
BUTLER	468	1,562	121	2,151	1,675	99.5%	476	0
CARROLL	34	149	0	183	151	101.3%	32	0
CHAMPAIGN	98	174	6	278	176	97.8%	102	18
CLARK	252	728	27	1,007	747	98.9%	260	13
CLERMONT	331	950	47	1,328	1,028	103.1%	300	6
CLINTON	99	215	2	316	250	115.2%	66	4
COLUMBIANA	180	475	11	666	498	102.5%	168	6
COSHOCTON	61	204	16	281	218	99.1%	63	1
CRAWFORD	108	234	35	377	291	108.2%	86	3
CUYAHOGA	2,205	5,070	506	7,781	5,683	101.9%	2,098	188
DARKE	93	222	1	316	246	110.3%	70	1
DEFIANCE	82	189	0	271	182	96.3%	89	2
DELAWARE	165	516	3	684	508	97.9%	176	8
ERIE	160	274	15	449	299	103.5%	150	6
FAIRFIELD	260	559	22	841	627	107.9%	214	23
FAYETTE	66	163	6	235	165	97.6%	70	5
FRANKLIN	2,145	4,944	143	7,232	5,192	102.1%	2,040	199
FULTON	77	204	0	281	193	94.6%	88	6
GALLIA	60	217	0	277	197	90.8%	80	0
GEAUGA	156	335	11	502	352	101.7%	150	1
GREENE	282	679	3	964	637	93.4%	327	24
GUERNSEY	62	185	8	255	208	107.8%	47	0
HAMILTON	133	2,698	0	2,831	2,749	101.9%	82	0
HANCOCK	158	320	5	483	347	106.8%	136	13
HARDIN	85	144	156	385	292	97.3%	93	5
HARRISON	19	70	1	90	72	101.4%	18	3
HENRY	59	137	0	196	130	94.9%	66	0
HIGHLAND	81	276	0	357	274	99.3%	83	4
HOCKING	63	168	0	231	169	100.6%	62	0
HOLMES	19	76	1	96	74	96.1%	22	0
HURON	107	292	14	413	288	94.1%	125	6
JACKSON	62	200	0	262	189	94.5%	73	6
JEFFERSON	91	331	15	437	332	96.0%	105	3
KNOX	130	269	0	399	305	113.4%	94	5
LAKE	403	824	74	1,301	940	104.7%	361	18
LAWRENCE	193	484	19	696	502	99.8%	194	9
LICKING	209	709	56	974	724	94.6%	250	6
LOGAN	74	233	13	320	246	100.0%	74	2
LORAIN	467	1,154	12	1,633	1,131	97.0%	502	8
LUCAS	892	1,968	57	2,917	2,024	100.0%	893	52



**COURTS OF COMMON PLEAS - DOMESTIC RELATIONS DIVISION**  
**TERMINATIONS OF MARRIAGES TERMINATIONS**  
2004

COUNTY	CASES PENDING JANUARY 1	NEW FILINGS	REACTIVATIONS AND TRANSFERS	TOTAL CASES	TOTAL TERMIN- ATIONS	CLEARANCE RATE	CASES PENDING DECEMBER 31	CASES PENDING BEYOND TIME GUIDELINES
MADISON	68	170	8	246	157	88.2%	89	5
MAHONING	320	821	7	1,148	815	98.4%	333	1
MARION	142	345	14	501	390	108.6%	111	0
MEDINA	314	684	85	1,083	755	98.2%	328	2
MEIGS	34	117	2	153	124	104.2%	29	0
MERCER	37	131	5	173	141	103.7%	32	0
MIAMI	182	549	0	731	602	109.7%	129	1
MONROE	28	69	0	97	74	107.2%	23	0
MONTGOMERY	976	2,413	132	3,521	2,578	101.3%	943	43
MORGAN	43	74	6	123	84	105.0%	39	0
MORROW	75	135	128	338	157	59.7%	181	83
MUSKINGUM	118	451	4	573	417	91.6%	156	3
NOBLE	20	66	6	92	67	93.1%	25	0
OTTAWA	80	186	0	266	167	89.8%	99	16
PAULDING	35	105	4	144	107	98.2%	37	0
PERRY	48	153	0	201	164	107.2%	37	0
PICKAWAY	76	236	4	316	230	95.8%	86	1
PIKE	78	200	1	279	202	100.5%	77	12
PORTAGE	278	626	14	918	668	104.4%	250	8
PREBLE	111	222	0	333	203	91.4%	130	10
PUTNAM	36	105	14	155	109	91.6%	46	1
RICHLAND	257	593	20	870	630	102.8%	240	19
ROSS	209	427	6	642	424	97.9%	218	52
SANDUSKY	128	269	11	408	282	100.7%	126	22
SCIOTO	215	443	27	685	546	116.2%	139	5
SENECA	82	205	6	293	222	105.2%	71	1
SHELBY	70	250	5	325	273	107.1%	52	0
STARK	554	1,643	40	2,237	1,676	99.6%	561	4
SUMMIT	953	2,147	4	3,104	2,190	101.8%	914	25
TRUMBULL	488	979	80	1,547	1,102	104.1%	445	0
TUSCARAWAS	197	457	17	671	562	118.6%	109	3
UNION	62	217	5	284	239	107.7%	45	0
VAN WERT	42	142	20	204	159	98.1%	45	0
VINTON	28	101	0	129	102	101.0%	27	0
WARREN	284	822	57	1,163	877	99.8%	286	4
WASHINGTON	117	337	0	454	345	102.4%	109	4
WAYNE	201	490	9	700	511	102.4%	189	2
WILLIAMS	55	202	2	259	212	103.9%	47	0
WOOD	216	451	8	675	477	103.9%	198	16
WYANDOT	34	109	4	147	102	90.3%	45	3
STATEWIDE	18,914	49,267	2,225	70,406	51,993	101.0%	18,413	1,059

88

**COURTS OF COMMON PLEAS - DOMESTIC RELATIONS DIVISION**

**TERMINATIONS OF MARRIAGES TERMINATIONS**

2004

COUNTY	** UNCONTESTED **		** TRIAL BY **		VOLUNTARY DISMISSAL	MEDIATION/ CONCILIATION	BANKRUPTCY	TRANS- FERRED OUT	PRIVATE JUDGE	UNAVAIL- ABILITY OF PARTY	OTHER TERMIN- ATIONS	TOTAL TERMIN- ATIONS
	JUDGE	MAGISTRATE	JUDGE	MAGISTRATE			STAY / INTER- LOCUTORY APPEAL					
ADAMS	14	26	7	86	27	0	0	1	0	0	16	177
ALLEN	219	171	54	4	51	0	1	0	0	0	23	523
ASHLAND	113	44	0	21	8	0	0	0	0	0	2	188
ASHTABULA	64	400	6	4	69	2	11	0	0	0	29	585
ATHENS	1	96	4	53	47	0	0	4	0	0	68	273
AUGLAIZE	114	0	25	0	21	7	2	0	0	0	7	176
BELMONT	4	267	3	24	15	0	0	3	0	0	15	331
BROWN	1	203	1	24	58	0	0	0	0	0	0	287
BUTLER	1,212	82	131	29	109	1	6	8	0	0	97	1,675
CARROLL	130	0	8	0	9	0	0	1	0	0	3	151
CHAMPAIGN	68	51	0	34	9	4	1	0	0	0	9	176
CLARK	471	0	56	122	53	16	4	0	0	3	22	747
CLERMONT	126	286	13	474	75	37	7	0	0	1	9	1,028
CLINTON	0	114	0	100	31	0	0	2	0	0	3	250
COLUMBIANA	6	400	8	29	25	7	6	4	0	0	13	498
COSHOCTON	81	68	3	12	27	0	1	0	0	0	26	218
CRAWFORD	0	194	8	27	19	23	4	0	0	0	16	291
CUYAHOGA	3,613	927	3	1	617	0	50	380	0	0	92	5,683
DARKE	52	108	0	64	18	0	4	0	0	0	0	246
DEFIANCE	107	29	1	19	20	0	0	0	0	0	6	182
DELAWARE	98	296	0	51	45	0	4	7	0	0	7	508
ERIE	68	157	1	3	27	0	0	0	0	30	13	299
FAIRFIELD	529	1	1	1	62	0	4	0	0	0	29	627
FAYETTE	5	78	0	50	14	0	0	1	0	2	15	165
FRANKLIN	3,985	1	23	0	317	1	55	61	420	103	226	5,192
FULTON	54	57	37	27	12	0	0	1	0	0	5	193
GALLIA	108	15	0	45	25	0	0	0	0	0	4	197
GEAUGA	37	185	7	64	30	1	8	3	0	0	17	352
GREENE	146	307	33	68	82	0	0	1	0	0	0	637
GUERNSEY	3	0	3	169	21	3	2	0	0	0	7	208
HAMILTON	2,018	0	500	2	229	0	0	0	0	0	0	2,749
HANCOCK	14	251	5	38	30	0	0	0	0	0	9	347
HARDIN	1	112	13	66	53	0	0	1	0	1	45	292
HARRISON	44	1	7	1	10	1	1	0	0	0	7	72
HENRY	40	73	1	7	9	0	0	0	0	0	0	130
HIGHLAND	0	113	0	114	43	0	0	0	0	0	4	274
HOCKING	91	0	6	48	19	0	0	0	0	0	5	169
HOLMES	0	23	0	38	7	0	2	0	0	0	4	74
HURON	69	44	2	130	22	1	4	1	0	0	15	288
JACKSON	0	162	0	0	21	0	0	0	2	0	4	189
JEFFERSON	256	26	6	15	17	0	0	2	0	1	9	332
KNOX	1	234	0	1	12	2	0	0	0	0	55	305
LAKE	371	15	15	326	89	29	29	3	0	0	63	940
LAWRENCE	327	21	15	5	41	0	1	4	0	0	88	502
LICKING	312	98	155	30	45	38	18	4	3	2	19	724
LOGAN	3	179	2	22	19	6	8	0	0	0	7	246
LORAIN	947	1	0	0	108	1	15	23	0	5	31	1,131
LUCAS	1,671	29	17	1	149	25	3	11	0	0	118	2,024

**COURTS OF COMMON PLEAS - DOMESTIC RELATIONS DIVISION**

TERMINATIONS OF MARRIAGES TERMINATIONS (continued)

2004

COUNTY	** UNCONTESTED **		** TRIAL BY **		VOLUNTARY DISMISSAL	MEDIATION/ CONCILIATION	BANKRUPTCY	TRANS- FERRED OUT	PRIVATE JUDGE	UNAVAIL- ABILITY OF PARTY	OTHER TERMIN- ATIONS	TOTAL TERMIN- ATIONS
	JUDGE	MAGISTRATE	JUDGE	MAGISTRATE			STAY / INTER- LOCUTORY APPEAL					
MADISON	78	11	0	40	19	0	0	1	0	0	8	157
MAHONING	688	1	5	0	63	1	0	3	0	5	49	815
MARION	324	0	5	0	30	0	0	0	0	0	31	390
MEDINA	357	131	67	8	58	38	22	36	0	5	33	755
MEIGS	58	0	46	1	13	0	2	0	0	0	4	124
MERCER	0	75	0	54	6	0	1	1	0	0	4	141
MIAMI	133	377	0	17	35	2	6	1	0	0	31	602
MONROE	42	0	5	0	7	0	0	0	0	0	20	74
MONTGOMERY	1,283	296	607	18	203	69	23	6	0	8	65	2,578
MORGAN	54	0	19	0	8	0	0	1	0	0	2	84
MORROW	39	12	6	86	13	0	0	1	0	0	0	157
MUSKINGUM	322	5	18	15	51	0	2	1	0	0	3	417
NOBLE	23	0	26	0	11	0	0	0	0	0	7	67
OTTAWA	0	50	3	87	20	0	1	0	0	0	6	167
PAULDING	81	1	7	0	15	0	0	0	0	0	3	107
PERRY	85	0	0	11	4	1	4	0	1	0	58	164
PICKAWAY	57	0	113	39	17	0	3	1	0	0	0	230
PIKE	175	0	0	0	19	0	0	1	0	0	7	202
PORTAGE	323	202	26	27	58	0	0	0	0	0	32	668
PREBLE	68	0	43	60	21	0	2	2	0	0	7	203
PUTNAM	90	0	0	0	8	0	0	0	0	0	11	109
RICHLAND	196	336	0	20	49	0	0	0	0	0	29	630
ROSS	285	19	37	35	26	0	0	3	0	0	19	424
SANDUSKY	122	0	115	0	15	1	0	3	0	3	23	282
SCIOTO	170	252	20	0	45	16	8	1	0	5	29	546
SENECA	5	164	0	30	13	0	0	1	0	1	8	222
SHELBY	1	140	0	96	30	0	0	0	0	0	6	273
STARK	463	915	110	15	56	0	10	5	0	0	102	1,676
SUMMIT	1,513	366	7	18	128	3	2	2	2	7	142	2,190
TRUMBULL	770	69	17	0	106	0	0	22	0	1	117	1,102
TUSCARAWAS	0	391	0	65	52	28	1	1	0	0	24	562
UNION	98	0	94	1	16	0	4	3	0	0	23	239
VAN WERT	0	141	0	0	13	0	0	0	0	0	5	159
VINTON	66	0	23	0	8	1	0	0	0	1	3	102
WARREN	473	86	120	80	63	13	8	4	0	0	30	877
WASHINGTON	254	0	40	0	28	1	1	1	0	2	18	345
WAYNE	0	317	0	85	42	0	0	4	0	0	63	511
WILLIAMS	28	168	0	0	15	0	0	0	0	0	1	212
WOOD	60	349	1	30	21	2	1	0	0	0	13	477
WYANDOT	2	69	2	16	8	1	1	0	0	0	3	102
STATEWIDE	26,380	10,888	2,762	3,403	4,279	382	353	631	428	186	2,301	51,993

88

**COURTS OF COMMON PLEAS - DOMESTIC RELATIONS DIVISION**

**DOMESTIC VIOLENCE OVERALL CASELOADS**

2004

COUNTY	CASES PENDING JANUARY 1	NEW FILINGS	REACTIVATIONS AND TRANSFERS	TOTAL CASES	TOTAL TERMIN- ATIONS	CLEARANCE RATE	CASES PENDING DECEMBER 31	CASES PENDING BEYOND TIME GUIDELINES
ADAMS	24	133	0	157	143	107.5%	14	11
ALLEN	7	110	0	117	109	99.1%	8	3
ASHLAND	8	61	0	69	66	108.2%	3	2
ASHTABULA	2	30	0	32	23	76.7%	9	7
ATHENS	13	95	0	108	94	98.9%	14	10
AUGLAIZE	1	39	0	40	36	92.3%	4	1
BELMONT	3	37	0	40	34	91.9%	6	2
BROWN	24	196	0	220	207	105.6%	13	4
BUTLER	186	1,406	71	1,663	1,627	110.2%	36	6
CARROLL	1	11	0	12	12	109.1%	0	0
CHAMPAIGN	5	82	2	89	81	96.4%	8	5
CLARK	22	518	147	687	658	98.9%	29	0
CLERMONT	38	832	18	888	837	98.5%	51	12
CLINTON	14	112	0	126	110	98.2%	16	4
COLUMBIANA	16	192	3	211	191	97.9%	20	12
COSHOCTON	0	58	2	60	55	91.7%	5	2
CRAWFORD	15	94	1	110	99	104.2%	11	1
CUYAHOGA	91	498	88	677	591	100.9%	86	51
DARKE	4	102	13	119	115	100.0%	4	0
DEFIANCE	3	11	0	14	11	100.0%	3	0
DELAWARE	5	67	1	73	65	95.6%	8	5
ERIE	16	221	10	247	229	99.1%	18	10
FAIRFIELD	9	113	33	155	150	102.7%	5	4
FAYETTE	8	85	3	96	91	103.4%	5	0
FRANKLIN	95	1,166	85	1,346	1,252	100.1%	94	0
FULTON	0	14	0	14	12	85.7%	2	0
GALLIA	1	18	0	19	19	105.6%	0	0
GEAUGA	8	62	2	72	66	103.1%	6	4
GREENE	54	241	25	320	264	99.2%	56	46
GUERNSEY	1	12	4	17	17	106.3%	0	0
HAMILTON	0	1,553	0	1,553	1,553	100.0%	0	0
HANCOCK	29	154	2	185	154	98.7%	31	20
HARDIN	17	41	12	70	62	117.0%	8	0
HARRISON	0	4	0	4	4	100.0%	0	0
HENRY	7	26	0	33	7	26.9%	26	0
HIGHLAND	9	169	0	178	165	97.6%	13	5
HOCKING	7	70	9	86	83	105.1%	3	0
HOLMES	1	26	0	27	25	96.2%	2	0
HURON	2	51	2	55	51	96.2%	4	3
JACKSON	2	32	0	34	25	78.1%	9	5
JEFFERSON	4	20	5	29	29	116.0%	0	5
KNOX	0	1	0	1	1	100.0%	0	0
LAKE	4	117	1	122	114	96.6%	8	0
LAWRENCE	13	66	7	86	70	95.9%	16	13
LICKING	24	450	0	474	439	97.6%	35	16
LOGAN	6	170	12	188	181	99.5%	7	1
LORAIN	3	291	0	294	293	100.7%	1	0
LUCAS	65	977	3	1,045	953	97.2%	92	43

**COURTS OF COMMON PLEAS - DOMESTIC RELATIONS DIVISION**

**DOMESTIC VIOLENCE OVERALL CASELOADS (continued)**

2004

COUNTY	CASES PENDING JANUARY 1	NEW FILINGS	REACTIVATIONS AND TRANSFERS	TOTAL CASES	TOTAL TERMIN- ATIONS	CLEARANCE RATE	CASES PENDING DECEMBER 31	CASES PENDING BEYOND TIME GUIDELINES
MADISON	0	16	5	21	21	100.0%	0	0
MAHONING	36	700	0	736	714	102.0%	22	1
MARION	12	139	4	155	152	106.3%	3	1
MEDINA	10	269	13	292	278	98.6%	14	2
MEIGS	3	31	2	36	34	103.0%	2	2
MERCER	0	7	5	12	11	91.7%	1	0
MIAMI	3	205	26	234	230	99.6%	4	0
MONROE	1	14	0	15	14	100.0%	1	0
MONTGOMERY	156	1,374	21	1,551	1,391	99.7%	160	0
MORGAN	0	0	0	0	0	-	0	0
MORROW	36	24	0	60	32	133.3%	28	25
MUSKINGUM	9	104	23	136	128	100.8%	8	0
NOBLE	1	24	1	26	20	80.0%	6	1
OTTAWA	21	71	0	92	72	101.4%	20	0
PAULDING	0	6	0	6	5	83.3%	1	1
PERRY	1	52	0	53	51	98.1%	2	0
PICKAWAY	2	38	8	48	47	102.2%	1	0
PIKE	4	72	2	78	59	79.7%	19	16
PORTAGE	18	125	22	165	145	98.6%	20	14
PREBLE	1	109	0	110	109	100.0%	1	1
PUTNAM	5	28	3	36	34	109.7%	2	2
RICHLAND	2	146	148	296	295	100.3%	1	0
ROSS	23	76	1	100	66	85.7%	34	29
SANDUSKY	10	87	0	97	72	82.8%	25	18
SCIOTO	14	204	2	220	200	97.1%	20	8
SENECA	13	265	0	278	262	98.9%	16	1
SHELBY	3	27	1	31	28	100.0%	3	1
STARK	17	236	4	257	236	98.3%	21	0
SUMMIT	49	806	1	856	789	97.8%	67	14
TRUMBULL	65	273	5	343	292	105.0%	51	0
TUSCARAWAS	6	72	1	79	75	102.7%	4	2
UNION	0	21	0	21	20	95.2%	1	0
VAN WERT	5	24	10	39	37	108.8%	2	0
VINTON	2	77	0	79	78	101.3%	1	0
WARREN	32	386	174	592	552	98.6%	40	20
WASHINGTON	7	106	0	113	103	97.2%	10	6
WAYNE	4	71	4	79	76	101.3%	3	2
WILLIAMS	0	9	0	9	9	100.0%	0	0
WOOD	45	256	2	303	261	101.2%	42	22
WYANDOT	5	63	15	83	74	94.9%	9	2
STATEWIDE	1,488	17,447	1,064	19,999	18,545	100.2%	1,454	504

88

**COURTS OF COMMON PLEAS - DOMESTIC RELATIONS DIVISION**

**DOMESTIC VIOLENCE TERMINATIONS**

2004

COUNTY	** UNCONTESTED **		** TRIAL BY **		VOLUN- TARY DIS- MISSAL	MEDIATION/ CONCILIATION	BANKRUPTCY		PRIVATE JUDGE	UNAVAIL- ABILITY OF PARTY	OTHER TERMIN- ATIONS	TOTAL TERMIN- ATIONS
	JUDGE	MAGISTRATE	JUDGE	MAGISTRATE			STAY/INTER- LOCUTORY APPEAL	TRANS- FERRED OUT				
ADAMS	0	0	9	79	36	0	0	0	0	0	19	143
ALLEN	24	8	9	10	33	0	0	0	0	0	25	109
ASHLAND	3	5	39	11	7	0	0	0	0	0	1	66
ASHTABULA	8	5	1	0	5	0	0	0	0	0	4	23
ATHENS	2	1	3	56	21	0	0	0	0	0	11	94
AUGLAIZE	5	0	11	0	12	0	0	0	0	0	8	36
BELMONT	0	18	0	0	9	0	0	0	0	0	7	34
BROWN	0	0	0	45	162	0	0	0	0	0	0	207
BUTLER	15	144	110	185	323	0	0	0	0	332	518	1,627
CARROLL	2	0	7	0	3	0	0	0	0	0	0	12
CHAMPAIGN	2	9	0	65	2	1	0	0	0	1	1	81
CLARK	0	0	0	453	66	0	0	0	0	3	136	658
CLERMONT	0	0	3	717	107	0	0	0	0	7	3	837
CLINTON	0	0	0	59	51	0	0	0	0	0	0	110
COLUMBIANA	0	53	2	42	62	9	0	2	0	0	21	191
COSHOCTON	3	0	41	0	3	0	0	0	0	6	2	55
CRAWFORD	0	2	0	76	4	0	0	0	0	0	17	99
CUYAHOGA	0	281	0	0	219	0	0	88	0	0	3	591
DARKE	7	4	15	37	49	0	0	1	0	0	2	115
DEFIANCE	4	0	5	0	2	0	0	0	0	0	0	11
DELAWARE	1	33	0	4	26	0	0	0	0	1	0	65
ERIE	4	77	0	7	59	0	0	3	0	6	73	229
FAIRFIELD	4	52	1	26	56	0	0	0	0	0	11	150
FAYETTE	1	3	0	69	12	0	0	1	0	2	3	91
FRANKLIN	604	0	73	6	249	0	0	12	0	144	164	1,252
FULTON	1	0	4	0	6	0	0	0	0	0	1	12
GALLIA	0	0	9	0	2	0	0	0	0	0	8	19
GEAUGA	0	7	0	20	32	0	0	1	0	3	3	66
GREENE	29	65	9	47	114	0	0	0	0	0	0	264
GUERNSEY	2	0	0	10	5	0	0	0	0	0	0	17
HAMILTON	0	0	0	467	1,086	0	0	0	0	0	0	1,553
HANCOCK	0	33	2	18	69	0	0	0	0	0	32	154
HARDIN	0	5	0	10	33	0	0	0	0	0	14	62
HARRISON	3	0	0	0	0	0	0	0	0	0	1	4
HENRY	4	0	0	0	3	0	0	0	0	0	0	7
HIGHLAND	0	0	0	100	63	0	0	0	0	0	2	165
HOCKING	0	0	47	8	28	0	0	0	0	0	0	83
HOLMES	0	3	2	12	7	0	0	0	0	0	1	25
HURON	0	0	1	43	4	0	0	0	0	0	3	51
JACKSON	0	3	0	0	22	0	0	0	0	0	0	25
JEFFERSON	0	0	0	3	5	0	0	0	0	0	21	29
KNOX	0	0	0	0	0	0	0	0	0	0	1	1
LAKE	0	0	17	35	12	0	0	0	0	0	50	114
LAWRENCE	32	3	0	0	7	0	0	2	0	0	26	70
LICKING	0	0	0	243	177	0	0	2	0	1	16	439
LOGAN	2	28	23	55	46	0	10	0	0	1	16	181
LORAIN	96	70	0	1	4	0	0	0	0	0	122	293
LUCAS	0	296	0	276	145	1	0	3	0	0	232	953

**COURTS OF COMMON PLEAS - DOMESTIC RELATIONS DIVISION**

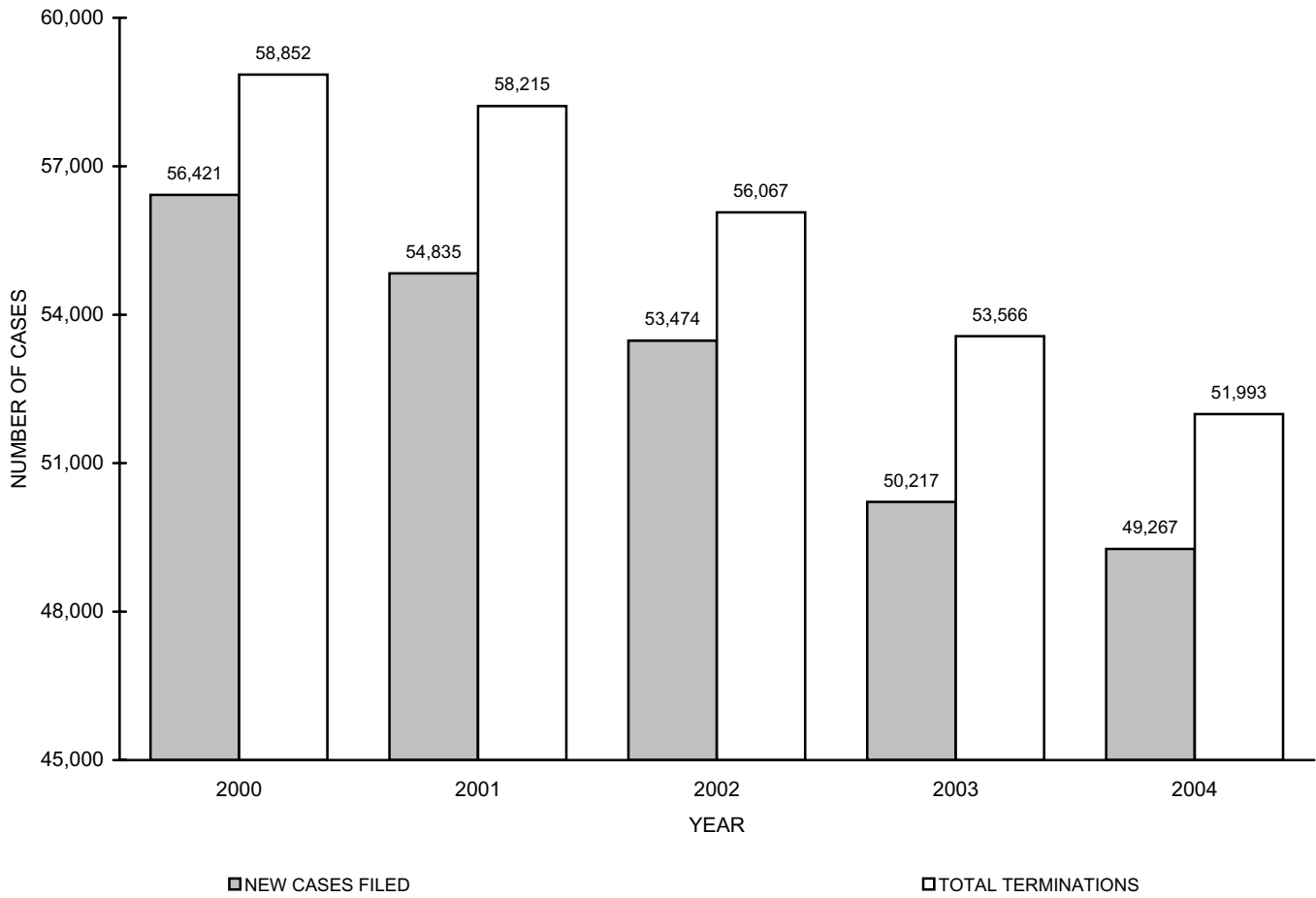
**DOMESTIC VIOLENCE TERMINATIONS (continued)**

2004

COUNTY	** UNCONTESTED **		** TRIAL BY **		VOLUN- TARY DIS- MISSAL	MEDIATION/ CONCILIATION	BANKRUPTCY STAY/INTER- TRANS-		PRIVATE JUDGE	UNAVAIL- ABILITY OF PARTY	OTHER TERMIN- ATIONS	TOTAL TERMIN- ATIONS
	JUDGE	MAGISTRATE	JUDGE	MAGISTRATE			LOCUTORY APPEAL	FERRED OUT				
MADISON	0	0	16	0	4	0	0	0	0	0	1	21
MAHONING	2	505	0	0	0	0	0	0	0	1	206	714
MARION	51	2	51	0	31	0	0	0	0	0	17	152
MEDINA	0	0	6	222	22	3	0	1	0	16	8	278
MEIGS	0	0	11	1	21	0	0	0	0	0	1	34
MERCER	0	2	1	5	3	0	0	0	0	0	0	11
MIAMI	0	1	1	32	78	0	0	0	0	1	117	230
MONROE	2	0	7	0	3	0	0	0	0	0	2	14
MONTGOMERY	0	16	1	747	342	0	0	0	0	17	268	1,391
MORGAN	0	0	0	0	0	0	0	0	0	0	0	0
MORROW	0	0	0	3	2	0	0	0	0	0	27	32
MUSKINGUM	3	6	8	72	37	0	0	0	0	2	0	128
NOBLE	0	0	10	0	7	0	0	0	0	0	3	20
OTTAWA	0	0	0	62	9	0	0	1	0	0	0	72
PAULDING	3	0	1	0	0	0	0	0	0	0	1	5
PERRY	2	0	0	31	4	0	0	0	0	0	14	51
PICKAWAY	6	0	19	4	16	0	0	0	0	0	2	47
PIKE	36	0	3	0	14	0	0	1	0	0	5	59
PORTAGE	0	0	1	123	6	0	0	0	0	2	13	145
PREBLE	0	0	109	0	0	0	0	0	0	0	0	109
PUTNAM	20	0	0	3	7	0	0	0	0	2	2	34
RICHLAND	1	25	0	71	40	0	0	0	0	0	158	295
ROSS	2	0	18	8	14	0	0	2	0	1	21	66
SANDUSKY	2	0	0	0	6	0	0	0	0	0	64	72
SCIOTO	16	80	0	13	83	0	0	0	0	0	8	200
SENECA	34	75	6	33	65	0	0	2	0	9	38	262
SHELBY	0	2	0	12	14	0	0	0	0	0	0	28
STARK	0	0	2	138	9	0	0	1	0	0	86	236
SUMMIT	1	1	0	489	2	0	0	1	0	0	295	789
TRUMBULL	0	133	0	1	100	0	0	1	0	0	57	292
TUSCARAWAS	0	2	0	33	2	1	0	0	0	3	34	75
UNION	0	0	8	0	4	0	0	0	0	0	8	20
VAN WERT	0	20	0	4	12	0	0	0	0	0	1	37
VINTON	2	0	45	0	13	0	11	0	0	5	2	78
WARREN	0	0	8	202	45	0	0	0	0	1	296	552
WASHINGTON	10	0	64	0	17	1	0	1	0	0	10	103
WAYNE	13	8	1	3	6	0	0	1	0	0	44	76
WILLIAMS	7	1	0	0	1	0	0	0	0	0	0	9
WOOD	7	171	2	33	24	0	0	4	0	2	18	261
WYANDOT	0	18	7	20	26	0	0	0	0	0	3	74
STATEWIDE	1,078	2,276	849	5,660	4,537	16	21	131	0	569	3,408	18,545

88

**COURTS OF COMMON PLEAS - DOMESTIC RELATIONS DIVISION**  
 Marriage Terminations and Dissolutions  
 2000-2004





# Section G

---

## Courts of Common Pleas *Probate Division*



Highland County Courthouse  
Hillsboro

**COURTS OF COMMON PLEAS - PROBATE DIVISION**  
**COMPOSITE REPORT FORM FOR THE ENTIRE STATE**  
2004

	CASES PENDING JANUARY 1	CASES FILED	CASES CLOSED	CASES PENDING DECEMBER 31
DECEDENT'S ESTATES	63,205	61,195	62,093	62,307
GUARDIANSHIPS OF MINORS	22,883	3,950	4,219	22,614
GUARDIANSHIPS OF INCOMPETENTS	34,579	6,832	5,322	36,089
EMERGENCY, LIMITED AND INTERIM GUARDIANSHIPS	X	X	878	X
CONSERVATORSHIPS	319	84	88	315
TESTAMENTARY TRUSTS	10,938	782	1,044	10,676
CIVIL ACTIONS	2,742	2,840	2,876	2,706
ADOPTIONS	1,859	5,663	5,567	1,956
MENTAL ILLNESS AND MENTAL RETARDATION	2,036	5,409	5,515	1,930
MINORS' SETTLEMENTS	2,174	1,917	1,762	2,329
WRONGFUL DEATH	350	368	409	309
DELAYED REGISTRATION AND CORRECTION OF BIRTH	X	1,017	975	X
CHANGE OF NAME	X	4,939	4,851	X
TOTALS	141,085	94,996	95,599	141,231
MARRIAGE APPLICATIONS GRANTED DURING YEAR	79,463			

Note: "X" indicates data not applicable

**COURTS OF COMMON PLEAS - PROBATE DIVISION**

**OVERALL CASELOADS**

2004

COUNTY	NUMBER OF JUDGES	--- POPULATION ---		NEW FILINGS, TRANSFERS, ----- AND REACTIVATIONS -----			----- TERMINATIONS -----		
		TOTAL	PER JUDGE	TOTAL	PER JUDGE	PER 1,000 POPULATION	TOTAL	PER JUDGE	PER 1,000 POPULATION
The judges of the following counties also have General, Domestic Relations, and Juvenile Division jurisdiction.									
ADAMS	1	27,330	27,330	232	232	8	206	206	8
HENRY	1	29,210	29,210	231	231	8	278	278	10
MORGAN	1	14,897	14,897	128	128	9	130	130	9
MORROW	1	31,628	31,628	227	227	7	213	213	7
NOBLE	1	14,058	14,058	103	103	7	95	95	7
WYANDOT	1	22,908	22,908	234	234	10	229	229	10
The judges of the following counties have Probate Division jurisdiction exclusively.									
BUTLER	1	332,807	332,807	2,187	2,187	7	2,279	2,279	7
CLARK	1	144,742	144,742	1,382	1,382	10	1,328	1,328	9
CUYAHOGA	2	1,393,978	696,989	13,551	6,776	10	13,139	6,570	9
ERIE	1	79,551	79,551	739	739	9	709	709	9
FRANKLIN	1	1,068,978	1,068,978	8,566	8,566	8	8,464	8,464	8
GREENE	1	147,886	147,886	666	666	5	611	611	4
HAMILTON	1	845,303	845,303	6,715	6,715	8	6,899	6,899	8
LAKE	1	227,511	227,511	1,673	1,673	7	1,580	1,580	7
LORAIN	1	284,664	284,664	2,163	2,163	8	2,065	2,065	7
LUCAS	1	455,054	455,054	4,236	4,236	9	4,441	4,441	10
MAHONING	1	257,555	257,555	2,341	2,341	9	2,053	2,053	8
MONTGOMERY	1	559,062	559,062	4,544	4,544	8	4,724	4,724	8
RICHLAND	1	128,852	128,852	1,078	1,078	8	1,028	1,028	8
STARK	1	378,098	378,098	3,241	3,241	9	2,964	2,964	8
SUMMIT	1	542,899	542,899	4,552	4,552	8	4,650	4,650	9
TRUMBULL	1	225,116	225,116	2,132	2,132	9	2,133	2,133	9
The judges of the following counties also have Juvenile Division jurisdiction.									
ALLEN	1	108,473	108,473	1,110	1,110	10	1,141	1,141	11
ASHLAND	1	52,523	52,523	396	396	8	313	313	6
ASHTABULA	1	102,728	102,728	898	898	9	877	877	9
ATHENS	1	62,223	62,223	605	605	10	577	577	9
AUGLAIZE *	1	46,611	46,611	353	353	8	378	378	8
BELMONT	1	70,226	70,226	690	690	10	722	722	10
BROWN	1	42,285	42,285	371	371	9	324	324	8
CARROLL	1	28,836	28,836	230	230	8	208	208	7
CHAMPAIGN	1	38,890	38,890	300	300	8	316	316	8
CLERMONT	1	177,977	177,977	1,172	1,172	7	1,219	1,219	7
CLINTON	1	40,543	40,543	387	387	10	338	338	8
COLUMBIANA	1	112,075	112,075	849	849	8	888	888	8
COSHOCTON	1	36,655	36,655	326	326	9	336	336	9
CRAWFORD	1	46,966	46,966	372	372	8	410	410	9
DARKE	1	53,309	53,309	611	611	11	557	557	10
DEFIANCE	1	39,500	39,500	391	391	10	416	416	11
DELAWARE	1	109,989	109,989	699	699	6	682	682	6
FAIRFIELD	1	122,759	122,759	902	902	7	903	903	7
FAYETTE	1	28,433	28,433	312	312	11	378	378	13
FULTON	1	42,084	42,084	388	388	9	392	392	9
GALLIA	1	31,069	31,069	297	297	10	277	277	9
GEAUGA	1	90,895	90,895	572	572	6	647	647	7
GUERNSEY	1	40,792	40,792	390	390	10	395	395	10

**COURTS OF COMMON PLEAS - PROBATE DIVISION**

OVERALL CASELOADS (continued)

2004

COUNTY	NUMBER OF JUDGES	----- POPULATION -----		NEW FILINGS, TRANSFERS, ----- AND REACTIVATIONS -----			----- TERMINATIONS -----		
		TOTAL	PER JUDGE	TOTAL	PER JUDGE	POPULATION	TOTAL	PER JUDGE	PER 1,000 POPULATION
HANCOCK	1	71,295	71,295	724	724	10	767	767	11
HARDIN	1	31,945	31,945	276	276	9	299	299	9
HARRISON	1	15,856	15,856	142	142	9	165	165	10
HIGHLAND	1	40,875	40,875	432	432	11	393	393	10
HOCKING	1	28,241	28,241	246	246	9	273	273	10
HOLMES	1	38,943	38,943	210	210	5	223	223	6
HURON	1	59,487	59,487	443	443	7	354	354	6
JACKSON	1	32,641	32,641	371	371	11	408	408	12
JEFFERSON	1	73,894	73,894	778	778	11	913	913	12
KNOX	1	54,500	54,500	432	432	8	436	436	8
LAWRENCE	1	62,319	62,319	565	565	9	610	610	10
LICKING	1	145,491	145,491	1,062	1,062	7	1,122	1,122	8
LOGAN	1	46,005	46,005	463	463	10	478	478	10
MADISON	1	40,213	40,213	264	264	7	347	347	9
MARION*	2	66,217	33,109	598	299	9	580	290	9
MEDINA	1	151,095	151,095	1,069	1,069	7	1,131	1,131	7
MEIGS	1	23,072	23,072	143	143	6	941	941	41
MERCER	1	40,924	40,924	336	336	8	369	369	9
MIAMI	1	98,868	98,868	835	835	8	871	871	9
MONROE	1	15,180	15,180	144	144	9	126	126	8
MUSKINGUM	1	84,585	84,585	718	718	8	721	721	9
OTTAWA	1	40,985	40,985	346	346	8	390	390	10
PAULDING	1	20,293	20,293	205	205	10	185	185	9
PERRY	1	34,078	34,078	298	298	9	308	308	9
PICKAWAY	1	52,727	52,727	339	339	6	394	394	7
PIKE	1	27,695	27,695	218	218	8	192	192	7
PORTAGE	1	152,061	152,061	885	885	6	951	951	6
PREBLE	1	42,337	42,337	363	363	9	338	338	8
PUTNAM	1	34,726	34,726	326	326	9	299	299	9
ROSS	1	73,345	73,345	683	683	9	657	657	9
SANDUSKY	1	61,792	61,792	847	847	14	626	626	10
SCIOTO	1	79,195	79,195	722	722	9	700	700	9
SENECA	1	58,683	58,683	641	641	11	600	600	10
SHELBY	1	47,910	47,910	403	403	8	432	432	9
TUSCARAWAS	1	90,914	90,914	698	698	8	803	803	9
UNION	1	40,909	40,909	264	264	6	271	271	7
VAN WERT	1	29,659	29,659	317	317	11	364	364	12
VINTON	1	12,806	12,806	102	102	8	63	63	5
WARREN	1	158,383	158,383	1,004	1,004	6	941	941	6
WASHINGTON	1	63,251	63,251	526	526	8	559	559	9
WAYNE	1	111,564	111,564	859	859	8	899	899	8
WILLIAMS	1	39,188	39,188	387	387	10	358	358	9
WOOD	1	121,065	121,065	770	770	6	830	830	7
STATEWIDE	90	11,353,140	126,146	94,996	1,056	8	95,599	1,062	8

88

All population figures based on estimated 2000 U.S.Census

\* The judges of Auglaize and Marion Counties also have Domestic Relations Division jurisdiction.

**COURTS OF COMMON PLEAS - PROBATE DIVISION**  
**DECEDENTS' ESTATES AND WRONGFUL DEATH**  
2004

COUNTY	----- DECEDENTS' ESTATES -----				----- WRONGFUL DEATH -----			
	CASES PENDING JANUARY 1	CASES FILED	CASES CLOSED	CASES PENDING DECEMBER 31	CASES PENDING JANUARY 1	CASES FILED	CASES CLOSED	CASES PENDING DECEMBER 31
ADAMS	130	136	101	165	0	0	0	0
ALLEN	627	700	708	619	0	0	0	0
ASHLAND	255	292	240	307	0	0	0	0
ASHTABULA	506	652	623	535	0	0	0	0
ATHENS	157	274	279	152	0	24	5	19
AUGLAIZE	230	265	299	196	0	0	0	0
BELMONT	550	528	558	520	0	0	0	0
BROWN	246	257	249	254	0	0	0	0
BUTLER	1,213	1,453	1,402	1,264	0	0	0	0
CARROLL	211	175	156	230	0	0	0	0
CHAMPAIGN	173	223	228	168	0	0	0	0
CLARK	820	830	892	758	5	11	15	1
CLERMONT	412	715	772	355	0	0	0	0
CLINTON	169	242	206	205	1	0	1	0
COLUMBIANA	689	651	685	655	0	0	0	0
COSHOCTON	173	224	235	162	0	0	0	0
CRAWFORD	324	265	306	283	0	0	0	0
CUYAHOGA	15,724	8,044	7,880	15,888	0	0	0	0
DARKE	407	487	461	433	0	0	0	0
DEFIANCE	196	261	297	160	0	0	0	0
DELAWARE	300	415	441	274	0	0	0	0
ERIE	503	509	457	555	0	0	0	0
FAIRFIELD	400	591	581	410	16	6	18	4
FAYETTE	169	193	253	109	0	4	0	4
FRANKLIN	3,472	4,797	4,847	3,422	0	0	0	0
FULTON	218	267	273	212	0	0	0	0
GALLIA	232	156	138	250	0	0	0	0
GEAUGA	352	381	424	309	0	0	0	0
GREENE	890	304	265	929	0	2	2	0
GUERNSEY	193	193	188	198	3	4	4	3
HAMILTON	2,865	4,315	4,527	2,653	0	0	0	0
HANCOCK	507	519	572	454	0	7	2	5
HARDIN	175	214	214	175	0	0	0	0
HARRISON	89	113	133	69	0	1	1	0
HENRY	295	175	224	246	0	0	0	0
HIGHLAND	636	246	197	685	0	0	0	0
HOCKING	85	163	171	77	6	3	3	6
HOLMES	89	125	142	72	1	4	5	0
HURON	334	335	231	438	29	8	10	27
JACKSON	407	269	309	367	10	1	1	10
JEFFERSON	663	573	674	562	0	0	0	0
KNOX	148	315	311	152	0	0	0	0
LAKE	1,109	1,135	1,071	1,173	7	0	0	7
LAWRENCE	273	346	321	298	35	11	16	30
LICKING	424	673	707	390	53	26	48	31
LOGAN	274	359	384	249	0	0	0	0
LORAIN	1,114	1,486	1,453	1,147	0	0	0	0
LUCAS	2,142	2,646	2,803	1,985	0	0	0	0

**COURTS OF COMMON PLEAS - PROBATE DIVISION**  
**DECEDENTS' ESTATES AND WRONGFUL DEATH (continued)**

2004

COUNTY	----- DECEDENTS' ESTATES -----				----- WRONGFUL DEATH -----			
	CASES PENDING JANUARY 1	CASES FILED	CASES CLOSED	CASES PENDING DECEMBER 31	CASES PENDING JANUARY 1	CASES FILED	CASES CLOSED	CASES PENDING DECEMBER 31
MADISON	242	174	230	186	4	1	5	0
MAHONING	2,399	1,618	1,429	2,588	0	0	0	0
MARION	303	423	399	327	0	6	5	1
MEDINA	528	669	724	473	48	18	16	50
MEIGS	508	96	527	77	0	1	1	0
MERCER	217	269	310	176	0	0	0	0
MIAMI	432	614	623	423	15	8	9	14
MONROE	97	100	92	105	0	0	0	0
MONTGOMERY	2,429	2,892	3,098	2,223	0	0	0	0
MORGAN	187	87	93	181	0	0	0	0
MORROW	357	163	163	357	8	3	2	9
MUSKINGUM	401	450	437	414	0	0	0	0
NOBLE	56	74	70	60	0	0	0	0
OTTAWA	282	284	316	250	0	0	0	0
PAULDING	134	147	135	146	0	3	2	1
PERRY	134	220	230	124	1	3	3	1
PICKAWAY	215	244	282	177	3	7	6	4
PIKE	147	151	134	164	32	2	5	29
PORTAGE	695	604	639	660	50	8	26	32
PREBLE	200	270	255	215	0	0	0	0
PUTNAM	134	218	217	135	0	0	0	0
RICHLAND	568	693	662	599	0	0	0	0
ROSS	229	424	416	237	0	0	0	0
SANDUSKY	519	737	531	725	0	0	0	0
SCIOTO	657	438	405	690	0	0	0	0
SENECA	279	412	393	298	0	6	5	1
SHELBY	179	312	341	150	0	0	0	0
STARK	1,670	2,017	1,909	1,778	0	0	0	0
SUMMIT	2,954	2,873	2,923	2,904	0	0	0	0
TRUMBULL	1,511	1,371	1,391	1,491	13	162	166	9
TUSCARAWAS	434	506	578	362	0	21	21	0
UNION	126	178	177	127	0	0	0	0
VAN WERT	255	231	266	220	0	0	0	0
VINTON	60	72	37	95	2	6	4	4
WARREN	398	656	609	445	0	0	0	0
WASHINGTON	293	377	422	248	0	0	0	0
WAYNE	471	625	672	424	0	0	0	0
WILLIAMS	203	285	280	208	1	0	1	0
WOOD	568	573	628	513	0	0	0	0
WYANDOT	164	161	162	163	7	1	1	7
STATEWIDE	63,205	61,195	62,093	62,307	350	368	409	309

88

**COURTS OF COMMON PLEAS - PROBATE DIVISION**  
**GUARDIANSHIPS**  
2004

COUNTY	----- MINORS -----				----- INCOMPETENTS -----				EMERGENCY, LIMITED, AND INTERIM APPOINTMENTS
	CASES PENDING JANUARY 1	CASES FILED	CASES CLOSED	CASES PENDING DECEMBER 31	CASES PENDING JANUARY 1	CASES FILED	CASES CLOSED	CASES PENDING DECEMBER 31	
ADAMS	43	13	12	44	94	29	18	105	25
ALLEN	517	73	77	513	458	94	82	470	38
ASHLAND	101	13	5	109	144	15	13	146	0
ASHTABULA	115	18	20	113	424	53	61	416	9
ATHENS	52	6	9	49	145	31	20	156	14
AUGLAIZE	67	9	12	64	79	16	10	85	2
BELMONT	60	8	10	58	242	30	19	253	12
BROWN	90	12	2	100	185	30	20	195	0
BUTLER	281	75	79	277	638	121	127	632	124
CARROLL	46	5	5	46	123	5	12	116	0
CHAMPAIGN	62	10	9	63	95	16	19	92	3
CLARK	973	161	124	1,010	565	125	75	615	24
CLERMONT	121	16	27	110	549	104	74	579	27
CLINTON	104	56	45	115	87	11	10	88	3
COLUMBIANA	91	15	17	89	326	80	78	328	0
COSHOCTON	75	7	6	76	126	21	23	124	8
CRAWFORD	74	9	11	72	126	29	19	136	3
CUYAHOGA	5,939	861	931	5,869	6,396	1,495	1,067	6,824	0
DARKE	110	24	13	121	90	42	16	116	3
DEFIANCE	119	20	28	111	145	35	25	155	0
DELAWARE	110	35	22	123	154	41	29	166	8
ERIE	108	13	10	111	324	55	57	322	24
FAIRFIELD	101	4	12	93	302	83	69	316	17
FAYETTE	52	9	11	50	95	28	26	97	13
FRANKLIN	3,495	774	711	3,558	2,770	609	517	2,862	31
FULTON	83	11	13	81	68	13	8	73	1
GALLIA	45	5	8	42	291	15	16	290	3
GEAUGA	133	22	28	127	199	38	36	201	19
GREENE	311	32	36	307	400	59	39	420	0
GUERNSEY	39	8	9	38	207	32	27	212	10
HAMILTON	1,606	222	243	1,585	1,519	300	262	1,557	4
HANCOCK	44	9	19	34	266	46	15	297	5
HARDIN	29	3	7	25	108	15	21	102	11
HARRISON	11	2	6	7	23	5	0	28	0
HENRY	46	10	5	51	77	9	7	79	2
HIGHLAND	151	48	24	175	133	19	10	142	75
HOCKING	21	2	6	17	76	27	19	84	20
HOLMES	19	5	3	21	109	43	26	126	12
HURON	63	4	6	61	148	40	35	153	11
JACKSON	56	16	7	65	139	28	30	137	0
JEFFERSON	56	13	21	48	313	52	72	293	4
KNOX	37	10	11	36	174	31	21	184	3
LAKE	417	77	89	405	742	153	110	785	0
LAWRENCE	363	56	88	331	308	41	61	288	10
LICKING	105	14	15	104	361	85	68	378	30
LOGAN	54	10	5	59	54	16	7	63	7
LORAIN	794	144	139	799	584	113	78	619	11
LUCAS	331	58	60	329	1,448	271	187	1,532	0

**COURTS OF COMMON PLEAS - PROBATE DIVISION**

GUARDIANSHIPS (continued)

2004

COUNTY	----- MINORS -----				----- INCOMPETENTS -----				EMERGENCY, LIMITED, AND INTERIM APPOINTMENTS
	CASES PENDING JANUARY 1	CASES FILED	CASES CLOSED	CASES PENDING DECEMBER 31	CASES PENDING JANUARY 1	CASES FILED	CASES CLOSED	CASES PENDING DECEMBER 31	
MADISON	94	15	31	78	96	12	12	96	0
MAHONING	361	40	36	365	1,143	155	94	1,204	9
MARION	75	6	24	57	218	50	25	243	13
MEDINA	346	69	79	336	370	70	57	383	8
MEIGS	154	4	154	4	94	6	89	11	2
MERCER	54	12	10	56	71	13	5	79	0
MIAMI	196	23	46	173	230	59	48	241	5
MONROE	26	14	8	32	28	3	3	28	0
MONTGOMERY	544	121	122	543	1,389	255	217	1,427	3
MORGAN	77	7	5	79	85	12	4	93	6
MORROW	52	3	3	52	164	16	12	168	9
MUSKINGUM	90	13	11	92	328	75	57	346	31
NOBLE	17	1	2	16	20	5	4	21	0
OTTAWA	48	9	7	50	155	13	15	153	4
PAULDING	32	6	7	31	48	11	6	53	6
PERRY	41	9	7	43	120	27	18	129	4
PICKAWAY	101	15	25	91	82	18	19	81	2
PIKE	42	10	6	46	105	11	4	112	0
PORTAGE	138	20	30	128	303	48	37	314	1
PREBLE	77	11	16	72	123	24	13	134	2
PUTNAM	91	17	10	98	103	30	10	123	1
RICHLAND	103	13	10	106	509	82	53	538	15
ROSS	152	32	31	153	158	41	19	180	8
SANDUSKY	77	7	6	78	168	20	18	170	2
SCIOTO	87	9	12	84	237	64	24	277	62
SENECA	87	9	16	80	298	55	28	325	13
SHELBY	70	15	14	71	92	18	11	99	8
STARK	134	60	46	148	1,205	280	143	1,342	6
SUMMIT	673	121	175	619	1,741	309	312	1,738	2
TRUMBULL	308	70	58	320	742	118	97	763	4
TUSCARAWAS	104	12	28	88	228	34	42	220	5
UNION	39	10	13	36	67	13	10	70	4
VAN WERT	63	7	11	59	103	12	15	100	2
VINTON	23	4	2	25	44	13	4	53	0
WARREN	232	65	39	258	460	73	56	477	0
WASHINGTON	39	8	9	38	137	23	11	149	1
WAYNE	134	21	28	127	318	42	30	330	0
WILLIAMS	68	10	7	71	86	16	1	101	1
WOOD	76	13	14	75	226	42	48	220	10
WYANDOT	38	12	5	45	56	15	10	61	3
STATEWIDE	22,883	3,950	4,219	22,614	34,579	6,832	5,322	36,089	878

88



**COURTS OF COMMON PLEAS - PROBATE DIVISION**  
**CONSERVATORSHIPS, TESTAMENTARY TRUSTS, AND CIVIL ACTIONS**

2004

COUNTY	-----CONSERVATORSHIPS-----				-----TESTAMENTARY TRUSTS-----				-----CIVIL ACTIONS-----			
	CASES PENDING JANUARY 1	CASES FILED	CASES CLOSED	CASES PENDING DECEMBER 31	CASES PENDING JANUARY 1	CASES FILED	CASES CLOSED	CASES PENDING DECEMBER 31	CASES PENDING JANUARY 1	CASES FILED	CASES CLOSED	CASES PENDING DECEMBER 31
ADAMS	0	0	0	0	4	0	0	4	31	5	1	35
ALLEN	1	1	1	1	107	13	11	109	26	34	36	24
ASHLAND	2	0	0	2	98	2	13	87	10	7	1	16
ASHTABULA	3	2	0	5	57	4	3	58	15	39	31	23
ATHENS	2	0	0	2	18	1	1	18	13	19	16	16
AUGLAIZE	0	0	0	0	62	3	2	63	1	7	3	5
BELMONT	5	0	0	5	71	2	6	67	13	13	18	8
BROWN	1	0	0	1	53	7	1	59	12	15	12	15
BUTLER	1	0	0	1	167	22	14	175	23	38	29	32
CARROLL	2	0	0	2	18	3	2	19	2	0	0	2
CHAMPAIGN	0	0	0	0	30	2	7	25	3	5	3	5
CLARK	6	0	0	6	154	26	21	159	16	25	18	23
CLERMONT	0	0	0	0	44	4	6	42	15	31	21	25
CLINTON	1	1	1	1	75	0	4	71	10	4	6	8
COLUMBIANA	1	0	1	0	115	5	5	115	0	0	0	0
COSHOCTON	3	0	1	2	84	15	12	87	4	11	7	8
CRAWFORD	3	0	0	3	96	6	5	97	14	10	19	5
CUYAHOGA	74	14	14	74	1,449	51	110	1,390	494	475	565	404
DARKE	2	2	1	3	75	10	8	77	12	9	15	6
DEFIANCE	4	0	1	3	33	4	4	33	5	12	4	13
DELAWARE	0	1	0	1	97	9	8	98	18	21	24	15
ERIE	5	3	2	6	96	2	10	88	21	15	18	18
FAIRFIELD	0	0	0	0	71	6	12	65	40	51	49	42
FAYETTE	1	1	1	1	55	4	10	49	5	12	9	8
FRANKLIN	30	10	14	26	597	32	64	565	332	288	278	342
FULTON	0	0	0	0	43	4	9	38	4	3	3	4
GALLIA	0	0	0	0	26	1	0	27	7	10	6	11
GEAUGA	2	0	1	1	67	7	7	67	10	17	18	9
GREENE	10	1	6	5	162	9	17	154	15	24	20	19
GUERNSEY	3	0	0	3	31	3	1	33	11	11	12	10
HAMILTON	4	1	0	5	1,256	160	131	1,285	86	139	143	82
HANCOCK	7	2	2	7	52	4	13	43	20	19	26	13
HARDIN	1	0	0	1	61	1	2	60	6	9	6	9
HARRISON	1	0	0	1	3	0	0	3	2	1	2	1
HENRY	1	0	0	1	48	6	5	49	8	3	3	8
HIGHLAND	4	0	0	4	57	3	5	55	54	40	15	79
HOCKING	1	0	0	1	19	2	4	17	10	7	10	7
HOLMES	0	0	0	0	18	3	3	18	5	3	5	3
HURON	2	0	0	2	44	2	2	44	30	9	14	25
JACKSON	1	3	1	3	14	1	3	12	60	4	22	42
JEFFERSON	0	0	0	0	88	6	9	85	4	14	5	13
KNOX	1	0	0	1	37	5	4	38	9	8	11	6
LAKE	10	2	3	9	143	16	12	147	107	67	87	87
LAWRENCE	5	2	1	6	43	2	6	39	11	21	9	23
LICKING	1	0	0	1	229	11	8	232	23	41	40	24
LOGAN	1	0	0	1	79	6	5	80	9	7	7	9
LORAIN	3	1	1	3	207	19	18	208	41	82	61	62
LUCAS	4	6	2	8	249	21	33	237	149	117	177	89

**COURTS OF COMMON PLEAS - PROBATE DIVISION**  
**CONSERVATORSHIPS, TESTAMENTARY TRUSTS, AND CIVIL ACTIONS (continued)**

2004

COUNTY	----- CONSERVATORSHIPS-----				-----TESTAMENTARY TRUSTS-----				----- CIVIL ACTIONS -----			
	CASES PENDING JANUARY 1	CASES FILED	CASES CLOSED	CASES PENDING DECEMBER 31	CASES PENDING JANUARY 1	CASES FILED	CASES CLOSED	CASES PENDING DECEMBER 31	CASES PENDING JANUARY 1	CASES FILED	CASES CLOSED	CASES PENDING DECEMBER 31
MADISON	2	1	1	2	61	3	12	52	9	9	6	12
MAHONING	11	2	1	12	449	35	25	459	124	47	42	129
MARION	1	0	1	0	106	6	10	102	24	13	21	16
MEDINA	4	3	2	5	78	4	12	70	18	33	28	23
MEIGS	3	0	3	0	26	2	25	3	0	1	0	1
MERCER	0	0	0	0	31	2	3	30	1	0	1	0
MIAMI	0	0	0	0	196	11	28	179	14	17	15	16
MONROE	0	0	0	0	4	1	1	4	1	4	4	1
MONTGOMERY	5	3	2	6	579	35	61	553	131	154	137	148
MORGAN	0	0	0	0	29	0	0	29	10	5	6	9
MORROW	3	3	3	3	29	6	4	31	10	3	0	13
MUSKINGUM	1	0	0	1	145	8	7	146	22	19	30	11
NOBLE	0	0	0	0	8	0	0	8	1	4	4	1
OTTAWA	2	1	1	2	43	4	5	42	8	10	8	10
PAULDING	1	0	0	1	43	1	1	43	9	10	10	9
PERRY	0	0	0	0	13	4	3	14	8	7	8	7
PICKAWAY	1	1	1	1	51	4	2	53	26	10	18	18
PIKE	1	0	1	0	17	3	6	14	1	4	2	3
PORTAGE	4	0	0	4	125	7	10	122	19	24	33	10
PREBLE	2	0	0	2	49	2	4	47	4	15	9	10
PUTNAM	2	0	1	1	43	2	4	41	6	9	10	5
RICHLAND	4	0	1	3	190	14	16	188	33	88	78	43
ROSS	1	0	0	1	73	1	11	63	11	20	16	15
SANDUSKY	2	0	0	2	56	5	3	58	11	10	7	14
SCIOTO	1	0	0	1	57	7	7	57	18	3	3	18
SENECA	1	2	0	3	77	9	6	80	30	64	62	32
SHELBY	1	0	0	1	64	2	4	62	3	9	8	4
STARK	6	2	3	5	290	12	24	278	110	105	73	142
SUMMIT	27	8	10	25	412	31	34	409	107	185	186	106
TRUMBULL	11	2	0	13	283	8	26	265	61	56	59	58
TUSCARAWAS	0	0	0	0	53	2	7	48	8	4	6	6
UNION	1	0	0	1	37	3	5	35	10	7	7	10
VAN WERT	0	0	0	0	48	2	7	43	15	14	22	7
VINTON	2	0	0	2	2	0	1	1	2	1	0	3
WARREN	1	1	1	1	123	2	8	117	12	18	17	13
WASHINGTON	1	1	0	2	70	5	4	71	12	7	9	10
WAYNE	4	0	1	3	128	7	7	128	11	21	27	5
WILLIAMS	0	1	0	1	68	4	3	69	8	3	2	9
WOOD	4	0	1	3	56	2	11	47	15	19	11	23
WYANDOT	0	0	0	0	24	1	1	24	3	6	6	3
STATEWIDE	319	84	88	315	10,938	782	1,044	10,676	2,742	2,840	2,876	2,706

88

**COURTS OF COMMON PLEAS - PROBATE DIVISION  
MISCELLANEOUS ACTIVITIES**

2004

COUNTY	-- ADOPTIONS --		MENTAL ILLNESS - AND RETARDATION -		MINORS' - SETTLEMENTS -		BIRTH RECORD -- CORRECTION --		NAME ---- CHANGES ----		MARRIAGE APPLICATIONS GRANTED
	CASES FILED	CASES TERMINATED	CASES FILED	CASES TERMINATED	CASES FILED	CASES TERMINATED	CASES FILED	CASES TERMINATED	CASES FILED	CASES TERMINATED	
ADAMS	16	21	7	15	12	5	8	2	6	6	201
ALLEN	70	63	57	63	12	13	14	13	42	36	716
ASHLAND	24	13	3	2	8	6	10	2	22	18	370
ASHTABULA	62	67	7	2	25	25	8	8	28	28	754
ATHENS	30	22	172	172	2	0	21	19	25	20	393
AUGLAIZE	31	25	0	0	0	2	2	1	20	22	213
BELMONT	27	27	44	32	11	11	6	6	21	23	443
BROWN	21	17	8	8	9	3	6	6	6	6	233
BUTLER	211	211	51	75	100	110	8	8	108	100	2,438
CARROLL	16	11	1	1	6	7	5	5	14	9	226
CHAMPAIGN	14	20	7	7	4	2	5	5	14	13	261
CLARK	97	85	45	21	26	16	8	8	28	29	865
CLERMONT	94	96	112	106	32	26	17	17	47	47	1,278
CLINTON	21	24	12	9	13	11	5	5	22	13	333
COLUMBIANA	32	31	22	22	16	19	2	2	26	28	741
COSHOCTON	13	17	11	11	6	4	1	1	17	11	275
CRAWFORD	33	32	1	1	6	4	1	1	12	9	314
CUYAHOGA	626	594	917	877	128	137	128	128	812	836	8,171
DARKE	16	19	1	1	6	6	4	4	10	10	394
DEFIANCE	16	19	18	19	4	5	4	5	17	9	319
DELAWARE	68	57	3	3	26	15	2	2	78	73	937
ERIE	38	27	39	39	12	14	8	8	45	43	487
FAIRFIELD	72	59	17	18	26	23	6	6	40	39	831
FAYETTE	21	20	6	5	6	6	6	6	22	18	260
FRANKLIN	704	743	470	489	173	76	82	57	627	637	8,608
FULTON	21	20	42	42	7	5	2	2	18	16	316
GALLIA	27	23	53	55	7	4	11	11	12	13	213
GEAUGA	33	37	10	10	19	18	4	5	41	44	520
GREENE	92	93	68	59	14	5	18	18	43	51	810
GUERNSEY	19	14	101	111	10	7	3	3	6	9	299
HAMILTON	311	309	716	738	123	111	115	115	313	316	5,163
HANCOCK	48	58	10	10	18	14	10	8	32	23	534
HARDIN	8	10	8	8	2	4	10	9	6	7	234
HARRISON	8	11	2	2	5	5	2	2	3	3	98
HENRY	11	13	0	0	7	9	0	0	10	10	199
HIGHLAND	27	22	9	9	13	7	10	10	17	19	331
HOCKING	18	16	11	11	7	8	0	0	6	5	240
HOLMES	10	13	0	0	1	1	8	8	8	5	289
HURON	18	16	0	0	7	8	2	1	18	20	398
JACKSON	17	19	11	4	10	3	5	6	6	3	274
JEFFERSON	27	27	33	44	27	25	15	15	18	17	451
KNOX	21	27	4	5	9	9	5	5	24	29	425
LAKE	58	62	10	12	33	27	0	0	122	107	1,421
LAWRENCE	34	41	23	23	9	9	6	8	14	17	261
LICKING	77	72	23	23	38	46	10	10	64	55	1,087
LOGAN	34	29	1	1	16	12	6	7	8	14	395
LORAIN	102	91	29	21	56	51	6	6	125	135	1,732
LUCAS	299	288	401	432	136	173	47	58	234	228	6,259

**COURTS OF COMMON PLEAS - PROBATE DIVISION**

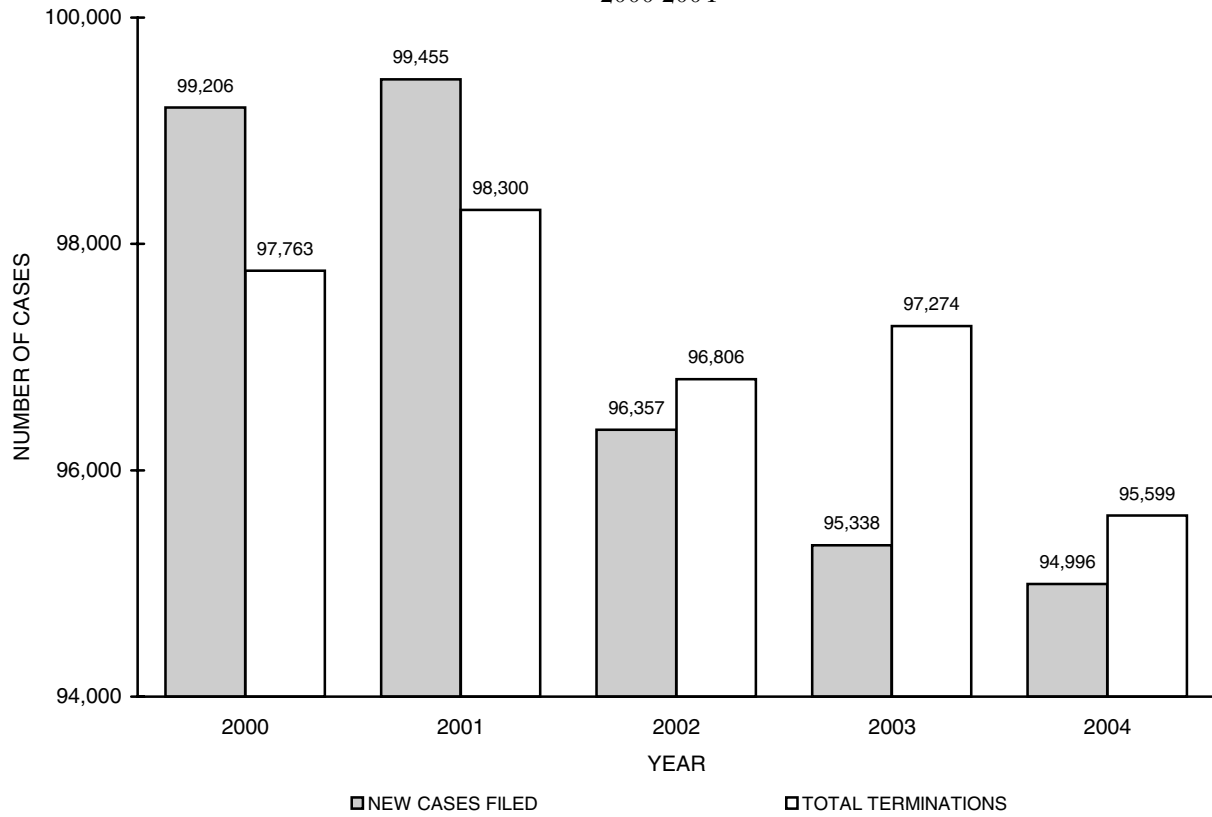
MISCELLANEOUS ACTIVITIES (continued)

2004

COUNTY	-- ADOPTIONS --		MENTAL ILLNESS - AND RETARDATION -		MINORS' - SETTLEMENTS -		BIRTH RECORD -- CORRECTION --		NAME ---- CHANGES ----		MARRIAGE APPLICATIONS GRANTED
	CASES FILED	CASES TERMINATED	CASES FILED	CASES TERMINATED	CASES FILED	CASES TERMINATED	CASES FILED	CASES TERMINATED	CASES FILED	CASES TERMINATED	
MADISON	14	17	2	4	9	7	7	7	17	15	260
MAHONING	89	81	174	174	80	71	18	14	83	77	1,353
MARION	48	37	6	6	8	8	10	10	22	21	499
MEDINA	97	93	0	0	22	23	15	12	69	77	1,157
MEIGS	14	13	2	109	4	6	5	5	8	7	150
MERCER	11	11	1	1	7	8	8	8	13	12	303
MIAMI	50	52	14	10	3	2	6	6	30	27	695
MONROE	4	2	6	3	2	2	8	8	2	3	111
MONTGOMERY	230	243	545	529	47	60	19	22	243	230	3,778
MORGAN	3	2	2	2	2	2	4	4	6	6	108
MORROW	14	0	0	0	5	6	1	0	10	11	224
MUSKINGUM	49	46	38	38	23	23	13	13	30	28	669
NOBLE	7	7	0	0	2	0	0	0	10	8	81
OTTAWA	10	16	0	0	2	5	6	6	7	7	309
PAULDING	17	13	0	0	2	1	1	0	7	4	170
PERRY	11	13	0	0	5	5	2	3	10	14	271
PICKAWAY	13	14	1	1	9	10	1	1	16	13	345
PIKE	12	15	0	0	7	2	13	9	5	8	167
PORTAGE	69	72	1	0	21	18	6	6	77	79	894
PREBLE	17	15	8	5	4	7	2	2	10	10	270
PUTNAM	14	16	7	7	7	7	8	8	14	8	241
RICHLAND	69	77	32	33	26	18	6	8	55	57	972
ROSS	49	47	71	70	13	11	8	8	24	20	579
SANDUSKY	29	25	10	10	6	4	4	2	19	18	435
SCIOTO	47	43	66	69	20	14	41	38	27	23	470
SENECA	27	25	16	18	16	10	9	10	16	14	293
SHELBY	24	19	3	1	4	8	0	0	16	18	412
STARK	155	168	283	283	88	88	32	32	207	189	2,412
SUMMIT	321	307	305	301	84	78	48	49	267	273	3,660
TRUMBULL	95	87	113	113	43	49	10	10	84	73	1,264
TUSCARAWAS	69	66	2	2	8	8	9	9	31	31	643
UNION	15	23	3	2	8	5	2	1	25	24	328
VAN WERT	29	20	7	7	4	4	2	2	9	8	240
VINTON	4	7	0	0	1	1	0	0	1	7	92
WARREN	74	78	32	34	19	24	2	2	62	73	1,101
WASHINGTON	42	41	20	21	12	12	8	8	23	21	485
WAYNE	59	57	14	14	12	11	13	13	45	39	722
WILLIAMS	20	17	25	25	4	4	4	3	15	14	342
WOOD	32	33	4	5	31	26	3	3	51	40	787
WYANDOT	17	18	0	0	4	7	1	1	16	15	161
STATEWIDE	5,663	5,567	5,409	5,515	1,917	1,762	1,017	975	4,939	4,851	79,463

**COURTS OF COMMON PLEAS - PROBATE DIVISION**

All Case Types  
2000-2004



# Section H

---

## Courts of Common Pleas *Juvenile Division*



Noble County Courthouse  
Caldwell

**COURTS OF COMMON PLEAS - JUVENILE DIVISION**

**COMPOSITE REPORT FORM FOR THE ENTIRE STATE**

2004

	DELIN- QUENCY	TRAFFIC	DEPENDENCY, NEGLECT, OR ABUSE	UN- RULY	ADULT CASES	PERMANENT CUSTODY MOTION	CHANGE CUSTODY/ VISITATION	ENFORCE/ MODIFY SUPPORT	PAR- ENTAGE	U.I. F.S.A	ALL OTHER CASES	TOTAL
CASES PENDING BEGINNING OF YEAR	17,960	8,444	6,764	2,908	1,467	1,355	8,266	15,744	8,377	366	1,266	72,917
NEW CASES FILED	92,292	77,278	15,116	17,738	5,643	623	10,093	19,570	13,266	1,033	1,854	254,506
TRANSFERRED IN OR REACTIVATED CASES	32,964	7,639	16,559	4,737	988	2,963	12,138	34,665	8,164	105	1,956	122,878
TOTAL CASES	143,216	93,361	38,439	25,383	8,098	4,941	30,497	69,979	29,807	1,504	5,076	450,301
CASES TERMINATED BY:												
TRIAL BY JUDGE	2,332	389	1,463	215	368	922	713	1,413	201	6	261	8,283
TRIAL BY MAGISTRATE	7,935	2,034	4,796	404	378	223	5,499	8,246	2,042	235	418	32,210
DISMISSAL BY PARTY, JUDGE, OR PROSECUTOR	17,010	7,837	4,272	4,858	2,473	191	3,463	11,032	4,562	149	577	56,424
ADMISSION TO JUDGE	18,171	11,028	2,693	3,160	1,048	343	2,329	3,456	1,967	156	472	44,823
ADMISSION TO MAGISTRATE	51,132	49,075	9,020	8,645	1,018	709	5,403	13,833	4,597	235	633	144,300
CERTIFICATION OR WAIVER GRANTED	233	X	X	X	X	X	X	X	X	X	X	233
UNAVAILABILITY OF PARTY FOR TRIAL	14,177	2,817	124	2,675	1,009	15	164	6,084	2,906	80	159	30,210
TRANSFERRED OUT	5,390	7,242	288	495	40	30	416	459	245	75	41	14,721
REFERRED TO PRIVATE JUDGE	X	X	X	X	X	X	1	3	0	0	0	4
INTERLOCUTORY APPEAL OR ORDER	67	3	166	0	0	61	23	21	17	0	12	370
ALL OTHER TERMINATIONS	9,060	5,920	8,382	1,908	297	1,175	3,734	8,834	5,289	228	1,489	46,316
TOTAL TERMINATIONS	125,507	86,345	31,204	22,360	6,631	3,669	21,745	53,381	21,826	1,164	4,062	377,894
CASES PENDING END OF YEAR	17,709	7,016	7,235	3,023	1,467	1,272	8,752	16,598	7,981	340	1,014	72,407
TIME GUIDELINE (MONTHS)	6	3	3	3	6	9	9	12	12	3	6	X
CASES PENDING END OF YEAR BEYOND TIME GUIDELINE	1,184	753	1,395	426	181	282	1,028	950	819	123	181	7,322
NUMBER OF INFORMAL CASES (ALL CASE TYPES)	30,017											

Note: "X" indicates data not applicable

# COURTS OF COMMON PLEAS - JUVENILE DIVISION

## OVERALL CASELOADS

2004

COUNTY	NUMBER OF JUDGES	---- POPULATION ----		NEW FILINGS, TRANSFERS, ----- AND REACTIVATIONS -----			----- TERMINATIONS -----		
		TOTAL	PER JUDGE	TOTAL	PER JUDGE	PER 1,000 POPULATION	TOTAL	PER JUDGE	PER 1,000 POPULATION
The judges of the following counties also have General, Domestic Relations, and Probate Division jurisdiction.									
ADAMS	1	27,330	27,330	998	998	37	954	954	35
HENRY	1	29,210	29,210	862	862	30	830	830	28
MORGAN	1	14,897	14,897	551	551	37	568	568	38
MORROW	1	31,628	31,628	1,278	1,278	40	1,820	1,820	58
NOBLE	1	14,058	14,058	279	279	20	280	280	20
WYANDOT	1	22,908	22,908	758	758	33	721	721	31
The judges of the following counties also have Domestic Relations Division jurisdiction.									
AUGLAIZE*	1	46,611	46,611	1,059	1,059	23	1,057	1,057	23
CLARK	1	144,742	144,742	6,608	6,608	46	6,723	6,723	46
ERIE	1	79,551	79,551	5,901	5,901	74	6,048	6,048	76
FRANKLIN	5	1,068,978	213,796	27,939	5,588	26	28,862	5,772	27
LORAIN	3	284,664	94,888	8,853	2,951	31	8,938	2,979	31
MARION*	2	66,217	33,109	4,722	2,361	71	4,942	2,471	75
RICHLAND	1	128,852	128,852	3,568	3,568	28	3,469	3,469	27
STARK	3	378,098	126,033	8,455	2,818	22	8,276	2,759	22
TRUMBULL	2	225,116	112,558	6,559	3,280	29	6,774	3,387	30
The judges of the following counties have Juvenile Division jurisdiction exclusively.									
BUTLER	2	332,807	166,404	8,784	4,392	26	7,794	3,897	23
CUYAHOGA	6	1,393,978	232,330	69,381	11,564	50	69,254	11,542	50
GREENE	1	147,886	147,886	3,592	3,592	24	3,486	3,486	24
HAMILTON	2	845,303	422,652	46,217	23,109	55	45,743	22,872	54
LAKE	1	227,511	227,511	5,050	5,050	22	5,006	5,006	22
LUCAS	2	455,054	227,527	15,474	7,737	34	16,564	8,282	36
MAHONING	1	257,555	257,555	6,450	6,450	25	6,324	6,324	25
MONTGOMERY	2	559,062	279,531	15,757	7,879	28	16,410	8,205	29
SUMMIT	1	542,899	542,899	12,057	12,057	22	11,581	11,581	21
The judges of the following counties also have Probate Division jurisdiction.									
ALLEN	1	108,473	108,473	4,949	4,949	46	4,999	4,999	46
ASHLAND	1	52,523	52,523	1,738	1,738	33	1,606	1,606	31
ASHTABULA	1	102,728	102,728	2,780	2,780	27	2,432	2,432	24
ATHENS	1	62,223	62,223	1,731	1,731	28	1,752	1,752	28
BELMONT	1	70,226	70,226	1,924	1,924	27	1,798	1,798	26
BROWN	1	42,285	42,285	1,586	1,586	38	1,691	1,691	40
CARROLL	1	28,836	28,836	664	664	23	685	685	24
CHAMPAIGN	1	38,890	38,890	1,217	1,217	31	1,282	1,282	33
CLERMONT	1	177,977	177,977	6,366	6,366	36	6,427	6,427	36
CLINTON	1	40,543	40,543	1,267	1,267	31	1,149	1,149	28
COLUMBIANA	1	112,075	112,075	2,572	2,572	23	2,662	2,662	24
COSHOCTON	1	36,655	36,655	1,180	1,180	32	1,101	1,101	30
CRAWFORD	1	46,966	46,966	1,360	1,360	29	1,321	1,321	28
DARKE	1	53,309	53,309	908	908	17	851	851	16
DEFIANCE	1	39,500	39,500	1,454	1,454	37	1,467	1,467	37
DELAWARE	1	109,989	109,989	2,854	2,854	26	2,710	2,710	25
FAIRFIELD	1	122,759	122,759	2,324	2,324	19	2,354	2,354	19
FAYETTE	1	28,433	28,433	1,208	1,208	42	1,182	1,182	42
FULTON	1	42,084	42,084	1,218	1,218	29	1,191	1,191	28



# COURTS OF COMMON PLEAS - JUVENILE DIVISION

## OVERALL CASELOADS (continued)

2004

COUNTY	NUMBER OF JUDGES	---- POPULATION ----		NEW FILINGS, TRANSFERS, ----- AND REACTIVATIONS -----			----- TERMINATIONS -----		
		TOTAL	PER JUDGE	TOTAL	PER JUDGE	PER 1,000 POPULATION	TOTAL	PER JUDGE	PER 1,000 POPULATION
GALLIA	1	31,069	31,069	1,493	1,493	48	1,502	1,502	48
GEAUGA	1	90,895	90,895	1,207	1,207	13	1,217	1,217	13
GUERNSEY	1	40,792	40,792	2,145	2,145	53	2,112	2,112	52
HANCOCK	1	71,295	71,295	2,443	2,443	34	2,370	2,370	33
HARDIN	1	31,945	31,945	1,012	1,012	32	1,039	1,039	33
HARRISON	1	15,856	15,856	562	562	35	549	549	35
HIGHLAND	1	40,875	40,875	1,403	1,403	34	1,387	1,387	34
HOCKING	1	28,241	28,241	1,373	1,373	49	1,415	1,415	50
HOLMES	1	38,943	38,943	609	609	16	647	647	17
HURON	1	59,487	59,487	1,446	1,446	24	1,460	1,460	25
JACKSON	1	32,641	32,641	1,200	1,200	37	1,388	1,388	43
JEFFERSON	1	73,894	73,894	3,036	3,036	41	2,990	2,990	40
KNOX	1	54,500	54,500	1,516	1,516	28	1,426	1,426	26
LAWRENCE	1	62,319	62,319	1,310	1,310	21	1,296	1,296	21
LICKING	1	145,491	145,491	3,264	3,264	22	3,198	3,198	22
LOGAN	1	46,005	46,005	1,854	1,854	40	1,847	1,847	40
MADISON	1	40,213	40,213	796	796	20	837	837	21
MEDINA	1	151,095	151,095	2,805	2,805	19	2,836	2,836	19
MEIGS	1	23,072	23,072	811	811	35	720	720	31
MERCER	1	40,924	40,924	1,739	1,739	42	1,742	1,742	43
MIAMI	1	98,868	98,868	5,354	5,354	54	5,258	5,258	53
MONROE	1	15,180	15,180	294	294	19	284	284	19
MUSKINGUM	1	84,585	84,585	2,198	2,198	26	2,149	2,149	25
OTTAWA	1	40,985	40,985	1,383	1,383	34	1,376	1,376	34
PAULDING	1	20,293	20,293	400	400	20	399	399	20
PERRY	1	34,078	34,078	1,008	1,008	30	1,315	1,315	39
PICKAWAY	1	52,727	52,727	1,691	1,691	32	1,681	1,681	32
PIKE	1	27,695	27,695	491	491	18	485	485	18
PORTAGE	1	152,061	152,061	2,523	2,523	17	2,438	2,438	16
PREBLE	1	42,337	42,337	1,448	1,448	34	1,450	1,450	34
PUTNAM	1	34,726	34,726	818	818	24	756	756	22
ROSS	1	73,345	73,345	1,541	1,541	21	1,729	1,729	24
SANDUSKY	1	61,792	61,792	1,801	1,801	29	1,836	1,836	30
SCIOTO	1	79,195	79,195	1,166	1,166	15	1,153	1,153	15
SENECA	1	58,683	58,683	1,696	1,696	29	1,422	1,422	24
SHELBY	1	47,910	47,910	1,816	1,816	38	1,838	1,838	38
TUSCARAWAS	1	90,914	90,914	1,774	1,774	20	1,807	1,807	20
UNION	1	40,909	40,909	1,143	1,143	28	1,128	1,128	28
VAN WERT	1	29,659	29,659	1,075	1,075	36	1,082	1,082	36
VINTON	1	12,806	12,806	723	723	56	590	590	46
WARREN	1	158,383	158,383	4,874	4,874	31	4,865	4,865	31
WASHINGTON	1	63,251	63,251	1,424	1,424	23	1,376	1,376	22
WAYNE	1	111,564	111,564	2,907	2,907	26	2,979	2,979	27
WILLIAMS	1	39,188	39,188	1,141	1,141	29	1,216	1,216	31
WOOD	1	121,065	121,065	4,219	4,219	35	4,220	4,220	35
STATEWIDE	107	11,353,140	106,104	377,384	3,527	33	377,894	3,532	33

88

All population figures based on estimated 2000 U.S.Census

\* The judges of Auglaize and Marion Counties also have Probate Division jurisdiction.

**COURTS OF COMMON PLEAS - JUVENILE DIVISION**  
**DELINQUENCY OVERALL CASELOADS**  
2004

COUNTY	CASES PENDING JANUARY 1	NEW FILINGS	REACTIVATIONS AND TRANSFERS	TOTAL CASES	TOTAL TERMIN- ATIONS	CLEARANCE RATE	CASES PENDING DECEMBER 31	CASES PENDING BEYOND TIME GUIDELINES
ADAMS	14	116	8	138	114	91.9%	24	0
ALLEN	140	577	296	1,013	874	100.1%	139	3
ASHLAND	44	362	69	475	363	84.2%	112	0
ASHTABULA	323	907	8	1,238	844	92.2%	394	40
ATHENS	88	434	37	559	491	104.2%	68	2
AUGLAIZE	48	249	35	332	298	104.9%	34	0
BELMONT	146	718	0	864	689	96.0%	175	41
BROWN	142	424	15	581	506	115.3%	75	2
BUTLER	322	3,147	0	3,469	2,905	92.3%	564	0
CARROLL	21	156	0	177	155	99.4%	22	0
CHAMPAIGN	43	274	53	370	348	106.4%	22	0
CLARK	277	1,925	390	2,592	2,251	97.2%	341	23
CLERMONT	265	1,210	252	1,727	1,432	97.9%	295	0
CLINTON	109	311	138	558	440	98.0%	118	7
COLUMBIANA	71	131	248	450	401	105.8%	49	0
COSHOCTON	35	238	30	303	271	101.1%	32	0
CRAWFORD	86	425	15	526	404	91.8%	122	8
CUYAHOGA	2,531	8,539	15,963	27,033	24,727	100.9%	2,306	110
DARKE	104	334	0	438	367	109.9%	71	0
DEFIANCE	18	596	39	653	636	100.2%	17	0
DELAWARE	119	661	0	780	675	102.1%	105	8
ERIE	205	1,604	298	2,107	1,930	101.5%	177	3
FAIRFIELD	90	612	38	740	642	98.8%	98	0
FAYETTE	37	225	19	281	234	95.9%	47	2
FRANKLIN	1,769	6,445	1,922	10,136	8,157	97.5%	1,979	236
FULTON	37	375	20	432	393	99.5%	39	0
GALLIA	43	254	40	337	298	101.4%	39	0
GEAUGA	43	445	0	488	456	102.5%	32	0
GREENE	147	911	0	1,058	899	98.7%	159	6
GUERNSEY	69	332	146	547	456	95.4%	91	4
HAMILTON	1,911	15,180	5,979	23,070	21,667	102.4%	1,403	34
HANCOCK	146	516	168	830	708	103.5%	122	4
HARDIN	96	199	50	345	267	107.2%	78	2
HARRISON	10	109	47	166	159	101.9%	7	0
HENRY	72	248	102	422	351	100.3%	71	1
HIGHLAND	55	280	42	377	331	102.8%	46	0
HOCKING	119	599	8	726	626	103.1%	100	20
HOLMES	35	149	2	186	167	110.6%	19	0
HURON	72	244	52	368	317	107.1%	51	0
JACKSON	207	473	5	685	605	126.6%	80	14
JEFFERSON	74	346	24	444	380	102.7%	64	10
KNOX	47	274	123	444	343	86.4%	101	0
LAKE	361	1,245	165	1,771	1,479	104.9%	292	14
LAWRENCE	72	359	1	432	362	100.6%	70	0
LICKING	59	587	294	940	867	98.4%	73	0
LOGAN	107	380	24	511	413	102.2%	98	13
LORAIN	622	2,313	343	3,278	2,722	102.5%	556	6
LUCAS	786	5,221	1,025	7,032	6,544	104.8%	488	28

**COURTS OF COMMON PLEAS - JUVENILE DIVISION**

DELINQUENCY OVERALL CASELOADS (continued)

2004

COUNTY	CASES PENDING JANUARY 1	NEW FILINGS	REACTIVATIONS AND TRANSFERS	TOTAL CASES	TOTAL TERMIN- ATIONS	CLEARANCEE RATE	CASES PENDING DECEMBER 31	CASES PENDING BEYOND TIME GUIDELINES
MADISON	20	205	23	248	232	101.8%	16	1
MAHONING	439	990	133	1,562	1,175	104.6%	387	70
MARION	136	1,548	57	1,741	1,500	93.5%	241	56
MEDINA	223	803	6	1,032	809	100.0%	223	4
MEIGS	2	284	23	309	290	94.5%	19	0
MERCER	34	180	257	471	444	101.6%	27	4
MIAMI	151	1,463	69	1,683	1,592	103.9%	91	2
MONROE	9	51	32	92	87	104.8%	5	0
MONTGOMERY	855	3,537	472	4,864	4,030	100.5%	834	143
MORGAN	8	134	9	151	148	103.5%	3	0
MORROW	189	407	2	598	409	100.0%	189	127
MUSKINGUM	97	766	104	967	859	98.7%	108	1
NOBLE	24	34	6	64	43	107.5%	21	10
OTTAWA	76	451	116	643	548	96.6%	95	1
PAULDING	36	137	23	196	164	102.5%	32	0
PERRY	80	180	66	326	285	115.9%	41	6
PICKAWAY	40	259	35	334	283	96.3%	51	0
PIKE	46	119	1	166	154	128.3%	12	0
PORTAGE	83	725	128	936	810	95.0%	126	1
PREBLE	53	395	131	579	524	99.6%	55	2
PUTNAM	20	233	52	305	252	88.4%	53	0
RICHLAND	347	1,244	471	2,062	1,731	100.9%	331	2
ROSS	161	499	2	662	575	114.8%	87	6
SANDUSKY	130	663	32	825	725	104.3%	100	6
SCIOTO	176	302	15	493	332	104.7%	161	28
SENECA	109	630	79	818	634	89.4%	184	23
SHELBY	61	501	173	735	676	100.3%	59	0
STARK	357	2,142	429	2,928	2,609	101.5%	319	4
SUMMIT	560	4,755	185	5,500	4,562	92.3%	938	1
TRUMBULL	188	1,322	270	1,780	1,601	100.6%	179	4
TUSCARAWAS	46	618	23	687	635	99.1%	52	0
UNION	67	267	22	356	280	96.9%	76	1
VAN WERT	52	235	52	339	308	107.3%	31	1
VINTON	15	143	19	177	121	74.7%	56	5
WARREN	183	1,127	587	1,897	1,697	99.0%	200	4
WASHINGTON	67	549	30	646	526	90.8%	120	7
WAYNE	143	757	19	919	696	89.7%	223	14
WILLIAMS	109	384	71	564	473	104.0%	91	0
WOOD	315	1,461	180	1,956	1,569	95.6%	387	8
WYANDOT	16	133	27	176	155	96.9%	21	1
STATEWIDE	17,960	92,292	32,964	143,216	125,507	100.2%	17,709	1,184

88

**COURTS OF COMMON PLEAS - JUVENILE DIVISION  
DELINQUENCY TERMINATIONS**

2004

COUNTY	***TRIAL BY***		DISMISSAL BY PARTY, JUDGE, OR PROSE- CUTOR	**ADMISSION TO**		CERTIFICATION OR WAIVER GRANTED	UNAVAIL- ABILITY OF PARTY	TRANS- FERRED OUT	INTERLOCU- TORY APPEAL OR ORDER	OTHER TERMIN- ATIONS	TOTAL TERMIN- ATIONS
	JUDGE	MAGISTRATE		JUDGE	MAGISTRATE						
ADAMS	58	1	24	10	6	0	0	14	0	1	114
ALLEN	33	40	66	88	492	2	25	58	0	70	874
ASHLAND	8	11	10	108	162	0	3	25	0	36	363
ASHTABULA	38	146	71	29	546	0	0	11	0	3	844
ATHENS	5	0	91	43	249	0	33	29	0	41	491
AUGLAIZE	6	0	15	203	0	0	8	65	0	1	298
BELMONT	8	0	136	501	0	0	0	29	0	15	689
BROWN	290	0	86	36	0	0	10	75	0	9	506
BUTLER	301	315	390	81	1,528	0	0	96	0	194	2,905
CARROLL	0	0	13	105	0	0	0	29	0	8	155
CHAMPAIGN	0	0	75	204	0	0	6	58	0	5	348
CLARK	13	262	246	319	786	20	373	231	1	0	2,251
CLERMONT	2	7	136	454	683	0	0	77	0	73	1,432
CLINTON	20	15	48	112	229	0	0	16	0	0	440
COLUMBIANA	3	4	31	4	311	0	10	4	0	34	401
COSHOCTON	49	0	55	134	5	0	10	17	0	1	271
CRAWFORD	1	1	45	58	245	0	1	52	0	1	404
CUYAHOGA	140	104	3,453	4,650	6,997	15	3,178	452	60	5,678	24,727
DARKE	0	0	55	284	0	0	0	19	0	9	367
DEFIANCE	0	0	41	470	5	1	15	80	0	24	636
DELAWARE	4	206	139	8	171	0	7	127	0	13	675
ERIE	9	8	158	103	835	0	202	163	0	452	1,930
FAIRFIELD	0	2	56	31	389	0	10	135	0	19	642
FAYETTE	54	2	13	142	6	0	1	14	0	2	234
FRANKLIN	3	111	2,094	15	3,978	37	1,265	157	3	494	8,157
FULTON	6	0	90	261	0	0	6	27	0	3	393
GALLIA	22	0	91	164	0	0	0	9	0	12	298
GEAUGA	3	0	18	320	57	0	1	51	0	6	456
GREENE	8	301	44	17	292	1	0	223	0	13	899
GUERNSEY	7	0	35	301	5	0	6	48	0	54	456
HAMILTON	385	5,161	1,661	105	8,121	54	5,997	34	0	149	21,667
HANCOCK	7	0	39	461	123	2	0	76	0	0	708
HARDIN	0	0	24	203	0	0	0	35	0	5	267
HARRISON	77	0	21	53	0	0	1	7	0	0	159
HENRY	2	1	35	63	214	0	0	31	0	5	351
HIGHLAND	173	0	51	91	0	0	4	8	0	4	331
HOCKING	28	0	129	289	150	0	2	22	0	6	626
HOLMES	4	0	15	120	0	0	0	20	0	8	167
HURON	6	0	43	90	135	0	5	29	1	8	317
JACKSON	0	0	254	309	0	0	0	32	0	10	605
JEFFERSON	80	0	59	135	0	1	0	4	0	101	380
KNOX	0	0	40	165	91	0	0	31	0	16	343
LAKE	5	45	144	115	1,021	1	103	21	0	24	1,479
LAWRENCE	5	1	111	184	42	0	0	6	0	13	362
LICKING	4	18	75	12	632	0	0	35	0	91	867
LOGAN	28	0	63	55	188	0	0	69	0	10	413
LORAIN	45	60	237	369	1,693	11	173	111	0	23	2,722
LUCAS	33	388	1,394	33	2,884	13	1,189	529	0	81	6,544

**COURTS OF COMMON PLEAS - JUVENILE DIVISION**

DELINQUENCY TERMINATIONS (continued)

2004

COUNTY	***TRIAL BY***		DISMISSAL BY PARTY, JUDGE, OR PROSE- CUTOR		**ADMISSION TO**		CERTIFICATION OR WAIVER GRANTED	UNAVAIL- ABILITY OF PARTY	TRANS- FERRED OUT	INTERLOCU- TORY APPEAL OR ORDER	OTHER TERMIN- ATIONS	TOTAL TERMIN- ATIONS
	JUDGE	MAGISTRATE	JUDGE	MAGISTRATE	JUDGE	MAGISTRATE						
MADISON	8	0	18	42	135	0	0	16	0	13	232	
MAHONING	19	107	266	19	607	10	85	59	0	3	1,175	
MARION	0	7	107	14	1,073	0	0	23	0	276	1,500	
MEDINA	17	73	68	13	580	0	1	54	0	3	809	
MEIGS	5	0	7	271	0	0	0	6	0	1	290	
MERCER	5	0	97	243	0	0	1	22	2	74	444	
MIAMI	10	2	117	438	820	1	25	126	0	53	1,592	
MONROE	0	0	10	73	0	0	0	1	0	3	87	
MONTGOMERY	13	46	1,112	137	2,243	10	300	119	0	50	4,030	
MORGAN	56	0	12	61	0	0	0	6	0	13	148	
MORROW	2	2	59	4	23	0	0	44	0	275	409	
MUSKINGUM	0	10	95	10	609	0	77	55	0	3	859	
NOBLE	3	0	5	17	0	0	0	10	0	8	43	
OTTAWA	6	0	98	361	6	4	7	57	0	9	548	
PAULDING	10	0	8	125	0	0	0	20	0	1	164	
PERRY	4	0	13	192	1	0	0	14	0	61	285	
PICKAWAY	4	0	69	136	4	0	15	52	0	3	283	
PIKE	0	0	75	69	0	0	0	10	0	0	154	
PORTAGE	52	71	152	52	293	0	48	79	0	63	810	
PREBLE	1	0	79	201	190	0	23	23	0	7	524	
PUTNAM	5	0	33	192	0	0	0	18	0	4	252	
RICHLAND	2	6	176	137	1,284	0	22	104	0	0	1,731	
ROSS	0	12	105	109	300	0	0	38	0	11	575	
SANDUSKY	0	0	49	210	413	0	0	45	0	8	725	
SCIOTO	2	4	68	78	162	0	10	8	0	0	332	
SENECA	0	1	40	91	415	0	17	36	0	34	634	
SHELBY	3	4	95	319	143	5	11	83	0	13	676	
STARK	1	20	279	243	1,808	10	232	13	0	3	2,609	
SUMMIT	5	64	600	95	3,352	32	377	18	0	19	4,562	
TRUMBULL	4	14	119	25	1,122	0	274	15	0	28	1,601	
TUSCARAWAS	0	0	89	509	0	0	0	37	0	0	635	
UNION	3	0	67	57	103	0	0	44	0	6	280	
VAN WERT	12	0	23	209	0	0	0	55	0	9	308	
VINTON	78	0	7	0	0	0	0	19	0	17	121	
WARREN	11	70	67	59	1,066	2	0	281	0	141	1,697	
WASHINGTON	2	2	93	180	231	0	4	13	0	1	526	
WAYNE	1	209	63	10	310	0	4	79	0	20	696	
WILLIAMS	7	0	93	324	29	1	0	17	0	2	473	
WOOD	8	1	250	611	539	0	0	160	0	0	1,569	
WYANDOT	0	0	7	128	0	0	0	20	0	0	155	
STATEWIDE	2,332	7,935	17,010	18,171	51,132	233	14,177	5,390	67	9,060	125,507	

88

# COURTS OF COMMON PLEAS - JUVENILE DIVISION

## UNRULY OVERALL CASELOADS

2004

COUNTY	CASES PENDING JANUARY 1	NEW FILINGS	REACTIVATIONS AND TRANSFERS	TOTAL CASES	TOTAL TERMIN- ATIONS	CLEARANCE RATE	CASES PENDING DECEMBER 31	CASES PENDING BEYOND TIME GUIDELINES
ADAMS	1	10	1	12	10	90.9%	2	0
ALLEN	7	91	24	122	111	96.5%	11	0
ASHLAND	3	79	13	95	75	81.5%	20	0
ASHTABULA	111	585	1	697	485	82.8%	212	18
ATHENS	18	74	9	101	94	113.3%	7	1
AUGLAIZE	5	73	7	85	73	91.3%	12	0
BELMONT	17	215	0	232	206	95.8%	26	4
BROWN	22	102	6	130	116	107.4%	14	1
BUTLER	30	789	0	819	732	92.8%	87	0
CARROLL	4	15	0	19	15	100.0%	4	0
CHAMPAIGN	1	108	9	118	114	97.4%	4	0
CLARK	43	327	65	435	374	95.4%	61	7
CLERMONT	10	148	7	165	140	90.3%	25	0
CLINTON	10	47	19	76	63	95.5%	13	1
COLUMBIANA	12	90	32	134	126	103.3%	8	1
COSHOCTON	4	22	2	28	23	95.8%	5	0
CRAWFORD	62	213	5	280	228	104.6%	52	8
CUYAHOGA	167	1,207	1,880	3,254	3,052	98.9%	202	27
DARKE	19	31	0	50	41	132.3%	9	0
DEFIANCE	4	241	4	249	248	101.2%	1	0
DELAWARE	14	108	1	123	95	87.2%	28	4
ERIE	77	578	252	907	850	102.4%	57	3
FAIRFIELD	6	55	4	65	61	103.4%	4	0
FAYETTE	20	102	26	148	126	98.4%	22	1
FRANKLIN	141	573	220	934	797	100.5%	137	26
FULTON	9	67	5	81	74	102.8%	7	0
GALLIA	30	163	17	210	199	110.6%	11	2
GEAUGA	3	44	0	47	44	100.0%	3	0
GREENE	3	118	0	121	117	99.2%	4	0
GUERNSEY	18	69	42	129	105	94.6%	24	2
HAMILTON	174	1,480	923	2,577	2,496	103.9%	81	1
HANCOCK	26	233	12	271	248	101.2%	23	0
HARDIN	13	66	13	92	86	108.9%	6	0
HARRISON	6	31	15	52	50	108.7%	2	0
HENRY	2	13	2	17	15	100.0%	2	0
HIGHLAND	11	111	5	127	109	94.0%	18	0
HOCKING	42	181	5	228	203	109.1%	25	2
HOLMES	17	60	3	80	72	114.3%	8	0
HURON	19	78	4	101	97	118.3%	4	0
JACKSON	53	164	0	217	165	100.6%	52	4
JEFFERSON	23	223	2	248	216	96.0%	32	1
KNOX	19	142	25	186	156	93.4%	30	0
LAKE	51	431	65	547	490	98.8%	57	3
LAWRENCE	39	244	0	283	226	92.6%	57	0
LICKING	25	120	14	159	147	109.7%	12	0
LOGAN	48	189	3	240	178	92.7%	62	30
LORAIN	27	187	3	217	198	104.2%	19	0
LUCAS	19	508	232	759	751	101.5%	8	1

**COURTS OF COMMON PLEAS - JUVENILE DIVISION**

UNRULY OVERALL CASELOADS (continued)

2004

COUNTY	CASES PENDING JANUARY 1	NEW FILINGS	REACTIVATIONS AND TRANSFERS	TOTAL CASES	TOTAL TERMIN- ATIONS	CLEARANCE RATE	CASES PENDING DECEMBER 31	CASES PENDING BEYOND TIME GUIDELINES
MADISON	1	81	0	82	74	91.4%	8	0
MAHONING	125	362	31	518	464	118.1%	54	17
MARION	7	379	11	397	370	94.9%	27	5
MEDINA	22	106	2	130	108	100.0%	22	0
MEIGS	1	93	2	96	89	93.7%	7	1
MERCER	10	116	32	158	140	94.6%	18	3
MIAMI	30	365	49	444	414	100.0%	30	4
MONROE	1	21	0	22	15	71.4%	7	0
MONTGOMERY	458	1,438	342	2,238	1,765	99.2%	473	142
MORGAN	2	19	1	22	17	85.0%	5	0
MORROW	99	193	0	292	213	110.4%	79	55
MUSKINGUM	27	283	28	338	296	95.2%	42	0
NOBLE	6	11	1	18	9	75.0%	9	3
OTTAWA	8	94	3	105	96	99.0%	9	0
PAULDING	0	16	1	17	15	88.2%	2	0
PERRY	28	48	17	93	83	127.7%	10	0
PICKAWAY	8	74	6	88	82	102.5%	6	0
PIKE	15	35	2	52	34	91.9%	18	0
PORTAGE	3	57	6	66	58	92.1%	8	0
PREBLE	6	73	9	88	78	95.1%	10	2
PUTNAM	1	26	4	31	27	90.0%	4	0
RICHLAND	33	425	7	465	373	86.3%	92	1
ROSS	29	95	4	128	114	115.2%	14	2
SANDUSKY	12	102	4	118	106	100.0%	12	1
SCIOTO	161	29	0	190	28	96.6%	162	7
SENECA	23	180	15	218	183	93.8%	35	9
SHELBY	3	84	9	96	91	97.8%	5	0
STARK	32	264	9	305	283	103.7%	22	2
SUMMIT	69	593	20	682	610	99.5%	72	1
TRUMBULL	38	294	106	438	410	102.5%	28	1
TUSCARAWAS	20	101	1	122	102	100.0%	20	0
UNION	18	117	6	141	117	95.1%	24	7
VAN WERT	9	78	8	95	94	109.3%	1	0
VINTON	1	35	1	37	31	86.1%	6	2
WARREN	9	77	2	88	75	94.9%	13	1
WASHINGTON	33	130	2	165	150	113.6%	15	0
WAYNE	20	151	1	172	138	90.8%	34	10
WILLIAMS	4	27	8	39	32	91.4%	7	0
WOOD	48	142	5	195	166	112.9%	29	0
WYANDOT	3	119	5	127	113	91.1%	14	2
STATEWIDE	2,908	17,738	4,737	25,383	22,360	99.5%	3,023	426

88

**COURTS OF COMMON PLEAS - JUVENILE DIVISION**

**UNRULY TERMINATIONS**

2004

COUNTY	***TRIAL BY***		DISMISSAL BY PARTY, JUDGE, OR		**ADMISSION TO**		UNAVAIL- ABILITY OF PARTY	TRANS- FERRED OUT	INTERLOCU- TORY APPEAL OR ORDER	OTHER TERMIN- ATIONS	TOTAL TERMIN- ATIONS
	JUDGE	MAGISTRATE	PROSECUTOR	JUDGE	MAGISTRATE						
ADAMS	2	1	5	0	1	0	1	0	0	0	10
ALLEN	0	2	9	9	69	3	8	0	11	111	
ASHLAND	1	4	14	22	26	0	0	0	8	75	
ASHTABULA	13	53	37	9	369	1	0	0	3	485	
ATHENS	0	0	27	1	42	4	3	0	17	94	
AUGLAIZE	1	0	7	50	0	1	12	0	2	73	
BELMONT	2	0	16	184	0	0	3	0	1	206	
BROWN	44	0	33	23	0	5	7	0	4	116	
BUTLER	3	11	151	0	464	0	8	0	95	732	
CARROLL	0	0	4	11	0	0	0	0	0	15	
CHAMPAIGN	0	0	49	56	0	1	7	0	1	114	
CLARK	0	5	54	38	194	50	33	0	0	374	
CLERMONT	0	1	19	25	55	0	1	0	39	140	
CLINTON	0	5	6	9	42	0	1	0	0	63	
COLUMBIANA	0	0	5	1	99	0	0	0	21	126	
COSHOCTON	0	0	3	13	0	2	1	0	4	23	
CRAWFORD	0	0	22	20	170	0	16	0	0	228	
CUYAHOGA	0	2	771	135	885	688	25	0	546	3,052	
DARKE	0	0	12	28	0	0	0	0	1	41	
DEFIANCE	0	0	20	174	8	7	8	0	31	248	
DELAWARE	0	15	37	0	39	1	3	0	0	95	
ERIE	0	0	107	19	325	91	38	0	270	850	
FAIRFIELD	0	0	5	7	44	0	3	0	2	61	
FAYETTE	17	0	29	70	4	0	0	0	6	126	
FRANKLIN	0	2	364	0	276	101	16	0	38	797	
FULTON	2	0	3	56	0	6	4	0	3	74	
GALLIA	7	0	78	99	0	0	4	0	11	199	
GEAUGA	0	0	5	25	12	1	0	0	1	44	
GREENE	0	7	7	1	54	0	0	0	48	117	
GUERNSEY	8	0	7	73	1	1	4	0	11	105	
HAMILTON	3	174	500	0	903	910	2	0	4	2,496	
HANCOCK	0	0	27	38	98	6	27	0	52	248	
HARDIN	0	0	15	55	0	0	16	0	0	86	
HARRISON	23	0	4	23	0	0	0	0	0	50	
HENRY	0	0	3	4	8	0	0	0	0	15	
HIGHLAND	40	0	32	34	0	0	3	0	0	109	
HOCKING	1	2	21	120	51	0	8	0	0	203	
HOLMES	3	0	26	40	0	0	1	0	2	72	
HURON	1	0	22	15	50	2	5	0	2	97	
JACKSON	0	0	83	74	1	0	5	0	2	165	
JEFFERSON	0	0	55	160	0	0	0	0	1	216	
KNOX	0	0	19	54	72	0	3	0	8	156	
LAKE	1	3	63	55	303	60	0	0	5	490	
LAWRENCE	1	0	89	63	4	0	1	0	68	226	
LICKING	0	0	13	76	50	0	0	0	8	147	
LOGAN	0	0	43	13	84	1	10	0	27	178	
LORAIN	0	0	17	1	173	5	2	0	0	198	
LUCAS	0	32	383	0	28	296	12	0	0	751	



**COURTS OF COMMON PLEAS - JUVENILE DIVISION**

UNRULY TERMINATIONS (continued)

2004

COUNTY	***TRIAL BY***		DISMISSAL BY		**ADMISSION TO**	UNAVAIL- ABILITY OF PARTY	TRANS- FERRED OUT	INTERLOCU- TORY APPEAL OR ORDER	OTHER TERMIN- ATIONS	TOTAL TERMIN- ATIONS
	JUDGE	MAGISTRATE	PARTY, JUDGE, OR PROSECUTOR	JUDGE						
MADISON	1	0	3	14	53	0	0	0	3	74
MAHONING	2	39	127	51	195	30	6	0	14	464
MARION	0	0	27	1	129	0	0	0	213	370
MEDINA	0	3	12	0	90	1	2	0	0	108
MEIGS	1	0	2	84	0	0	0	0	2	89
MERCER	2	0	32	88	0	1	9	0	8	140
MIAMI	1	1	25	44	299	6	34	0	4	414
MONROE	1	0	1	11	0	0	0	0	2	15
MONTGOMERY	0	7	599	60	842	230	4	0	23	1,765
MORGAN	4	0	2	11	0	0	0	0	0	17
MORROW	0	1	43	3	5	0	6	0	155	213
MUSKINGUM	0	0	62	3	200	21	9	0	1	296
NOBLE	0	0	4	5	0	0	0	0	0	9
OTTAWA	0	0	14	76	1	0	4	0	1	96
PAULDING	0	0	0	13	0	0	2	0	0	15
PERRY	0	0	3	52	4	0	0	0	24	83
PICKAWAY	0	0	19	53	1	5	4	0	0	82
PIKE	0	0	22	12	0	0	0	0	0	34
PORTAGE	0	0	29	0	24	2	0	0	3	58
PREBLE	2	0	6	57	4	1	0	0	8	78
PUTNAM	0	0	3	22	0	0	2	0	0	27
RICHLAND	0	0	32	46	272	4	17	0	2	373
ROSS	0	0	22	27	59	0	1	0	5	114
SANDUSKY	0	0	7	26	65	0	5	0	3	106
SCIOTO	0	0	6	6	13	3	0	0	0	28
SENECA	0	0	19	21	124	1	6	0	12	183
SHELBY	0	0	19	38	23	0	10	0	1	91
STARK	1	0	52	12	215	3	0	0	0	283
SUMMIT	0	1	140	12	408	45	1	0	3	610
TRUMBULL	0	0	58	0	256	76	2	0	18	410
TUSCARAWAS	0	0	10	91	0	0	1	0	0	102
UNION	0	0	31	19	48	0	13	0	6	117
VAN WERT	1	0	12	68	0	0	11	0	2	94
VINTON	26	0	1	0	0	0	2	0	2	31
WARREN	0	2	1	0	26	0	11	0	35	75
WASHINGTON	0	0	27	28	91	2	1	0	1	150
WAYNE	0	30	11	0	84	1	9	0	3	138
WILLIAMS	0	0	5	23	3	0	1	0	0	32
WOOD	0	0	40	42	83	0	1	0	0	166
WYANDOT	0	1	9	58	24	0	20	0	1	113
STATEWIDE	215	404	4,858	3,160	8,645	2,675	495	0	1,908	22,360

88

**COURTS OF COMMON PLEAS - JUVENILE DIVISION**  
**DEPENDENCY, NEGLECT or ABUSE OVERALL CASELOADS**  
2004

COUNTY	CASES PENDING JANUARY 1	NEW FILINGS	REACTIVATIONS AND TRANSFERS	TOTAL CASES	TOTAL TERMIN- ATIONS	CLEARANCE RATE	CASES PENDING DECEMBER 31	CASES PENDING BEYOND TIME GUIDELINES
ADAMS	28	70	2	100	80	111.1%	20	10
ALLEN	159	202	334	695	575	107.3%	120	18
ASHLAND	28	33	79	140	120	107.1%	20	5
ASHTABULA	83	79	3	165	8	9.8%	157	134
ATHENS	9	58	4	71	67	108.1%	4	0
AUGLAIZE	9	17	8	34	33	132.0%	1	0
BELMONT	10	44	0	54	47	106.8%	7	0
BROWN	22	86	3	111	96	107.9%	15	8
BUTLER	222	550	1	773	360	65.3%	413	0
CARROLL	10	46	12	68	62	106.9%	6	0
CHAMPAIGN	4	25	6	35	32	103.2%	3	0
CLARK	98	38	260	396	310	104.0%	86	45
CLERMONT	50	149	6	205	156	100.6%	49	0
CLINTON	27	34	13	74	36	76.6%	38	4
COLUMBIANA	69	202	166	437	400	108.7%	37	0
COSHOCTON	13	33	7	53	46	115.0%	7	0
CRAWFORD	10	87	0	97	80	92.0%	17	0
CUYAHOGA	1,245	2,100	11,034	14,379	13,023	99.2%	1,356	470
DARKE	28	59	0	87	35	59.3%	52	0
DEFIANCE	15	10	1	26	20	181.8%	6	0
DELAWARE	67	163	0	230	211	129.4%	19	9
ERIE	32	126	38	196	177	107.9%	19	3
FAIRFIELD	37	201	78	316	275	98.6%	41	0
FAYETTE	5	30	0	35	22	73.3%	13	0
FRANKLIN	1,222	3,065	1,622	5,909	5,061	108.0%	848	145
FULTON	4	40	24	68	60	93.8%	8	0
GALLIA	18	42	7	67	57	116.3%	10	8
GEAUGA	5	17	0	22	19	111.8%	3	0
GREENE	41	130	0	171	139	106.9%	32	14
GUERNSEY	30	19	90	139	116	106.4%	23	2
HAMILTON	847	354	766	1,967	431	38.5%	1,536	0
HANCOCK	16	64	2	82	71	107.6%	11	0
HARDIN	54	30	10	94	60	150.0%	34	0
HARRISON	1	7	9	17	16	100.0%	1	0
HENRY	10	15	5	30	19	95.0%	11	6
HIGHLAND	23	84	28	135	113	100.9%	22	0
HOCKING	25	78	5	108	74	89.2%	34	9
HOLMES	17	26	2	45	37	132.1%	8	3
HURON	22	115	0	137	123	107.0%	14	3
JACKSON	13	22	0	35	32	145.5%	3	2
JEFFERSON	21	76	108	205	156	84.8%	49	22
KNOX	20	44	5	69	57	116.3%	12	0
LAKE	27	254	19	300	249	91.2%	51	1
LAWRENCE	12	52	0	64	48	92.3%	16	1
LICKING	27	220	416	663	616	96.9%	47	0
LOGAN	14	76	19	109	86	90.5%	23	1
LORAIN	45	248	10	303	252	97.7%	51	0
LUCAS	78	406	32	516	481	109.8%	35	0

**COURTS OF COMMON PLEAS - JUVENILE DIVISION**  
 DEPENDENCY, NEGLECT or ABUSE OVERALL CASELOADS (continued)  
 2004

COUNTY	CASES PENDING JANUARY 1	NEW FILINGS	REACTIVATIONS AND TRANSFERS	TOTAL CASES	TOTAL TERMIN- ATIONS	CLEARANCE RATE	CASES PENDING DECEMBER 31	CASES PENDING BEYOND TIME GUIDELINES
MADISON	1	20	3	24	23	100.0%	1	0
MAHONING	119	316	76	511	341	87.0%	170	40
MARION	105	234	116	455	371	106.0%	84	25
MEDINA	9	41	4	54	36	80.0%	18	8
MEIGS	16	36	6	58	43	102.4%	15	10
MERCER	4	28	72	104	90	90.0%	14	1
MIAMI	83	89	1	173	84	93.3%	89	0
MONROE	5	25	2	32	30	111.1%	2	0
MONTGOMERY	382	848	1	1,231	868	102.2%	363	122
MORGAN	3	7	2	12	12	133.3%	0	0
MORROW	35	45	4	84	47	95.9%	37	30
MUSKINGUM	30	129	11	170	123	87.9%	47	25
NOBLE	17	19	8	44	39	144.4%	5	3
OTTAWA	2	8	1	11	8	88.9%	3	0
PAULDING	1	18	0	19	16	88.9%	3	0
PERRY	36	61	15	112	104	136.8%	8	0
PICKAWAY	14	95	36	145	131	100.0%	14	4
PIKE	7	43	0	50	29	67.4%	21	0
PORTAGE	24	158	5	187	160	98.2%	27	2
PREBLE	9	35	3	47	37	97.4%	10	2
PUTNAM	1	15	19	35	22	64.7%	13	0
RICHLAND	45	145	2	192	149	101.4%	43	1
ROSS	59	108	0	167	137	126.9%	30	13
SANDUSKY	40	84	15	139	114	115.2%	25	1
SCIOTO	159	133	22	314	108	69.7%	206	109
SENECA	48	113	11	172	97	78.2%	75	47
SHELBY	10	88	5	103	94	101.1%	9	4
STARK	98	326	533	957	852	99.2%	105	0
SUMMIT	204	977	46	1,227	1,019	99.6%	208	0
TRUMBULL	118	288	111	517	478	119.8%	39	8
TUSCARAWAS	12	61	0	73	57	93.4%	16	0
UNION	20	65	2	87	75	111.9%	12	0
VAN WERT	2	21	24	47	36	80.0%	11	0
VINTON	4	59	6	69	50	76.9%	19	3
WARREN	24	103	5	132	122	113.0%	10	0
WASHINGTON	7	17	0	24	16	94.1%	8	4
WAYNE	92	167	3	262	230	135.3%	32	2
WILLIAMS	3	60	1	64	61	100.0%	3	0
WOOD	41	78	153	272	228	98.7%	44	7
WYANDOT	3	27	1	31	23	82.1%	8	1
STATEWIDE	6,764	15,116	16,559	38,439	31,204	98.5%	7,235	1,395

88

**COURTS OF COMMON PLEAS - JUVENILE DIVISION**

DEPENDENCY, NEGLECT or ABUSE TERMINATIONS

2004

COUNTY	***TRIAL BY***		DISMISSAL BY		**ADMISSION TO**		UNAVAIL- ABILITY OF PARTY	TRANS- FERRED OUT	INTERLOCU- TORY APPEAL OR ORDER	OTHER TERMIN- ATIONS	TOTAL TERMIN- ATIONS
	JUDGE	MAGISTRATE	PARTY, JUDGE, OR PROSECUTOR	JUDGE	MAGISTRATE	JUDGE					
ADAMS	1	42	21	1	5	0	5	0	5	80	
ALLEN	10	438	39	0	27	0	0	0	61	575	
ASHLAND	7	6	9	12	17	0	0	0	69	120	
ASHTABULA	0	0	0	0	0	0	0	0	8	8	
ATHENS	34	0	7	23	0	0	0	0	3	67	
AUGLAIZE	0	0	1	18	0	0	7	0	7	33	
BELMONT	2	18	7	2	18	0	0	0	0	47	
BROWN	75	0	12	4	0	2	2	0	1	96	
BUTLER	18	310	30	0	2	0	0	0	0	360	
CARROLL	29	0	12	19	0	0	0	0	2	62	
CHAMPAIGN	0	0	1	0	0	0	1	0	30	32	
CLARK	69	0	82	145	10	0	4	0	0	310	
CLERMONT	1	30	21	4	89	0	0	0	11	156	
CLINTON	21	2	11	0	0	0	0	0	2	36	
COLUMBIANA	3	24	66	4	260	0	1	0	42	400	
COSHOCTON	2	0	10	23	0	11	0	0	0	46	
CRAWFORD	13	0	3	60	3	0	1	0	0	80	
CUYAHOGA	297	626	829	444	4,088	6	93	166	6,474	13,023	
DARKE	0	0	9	22	0	0	1	0	3	35	
DEFIANCE	0	0	2	16	0	0	2	0	0	20	
DELAWARE	86	14	64	13	12	0	3	0	19	211	
ERIE	0	3	23	3	79	62	0	0	7	177	
FAIRFIELD	202	0	45	0	0	0	2	0	26	275	
FAYETTE	5	0	5	6	0	0	1	0	5	22	
FRANKLIN	4	12	1,791	9	2,622	12	79	0	532	5,061	
FULTON	6	0	4	21	0	1	0	0	28	60	
GALLIA	20	0	28	0	0	0	0	0	9	57	
GEAUGA	1	0	0	16	0	0	0	0	2	19	
GREENE	34	82	20	0	0	0	0	0	3	139	
GUERNSEY	28	0	4	3	0	0	0	0	81	116	
HAMILTON	0	399	32	0	0	0	0	0	0	431	
HANCOCK	4	0	2	65	0	0	0	0	0	71	
HARDIN	0	0	4	49	0	0	5	0	2	60	
HARRISON	15	0	1	0	0	0	0	0	0	16	
HENRY	0	0	3	9	7	0	0	0	0	19	
HIGHLAND	99	0	10	1	0	2	1	0	0	113	
HOCKING	0	0	11	44	16	0	1	0	2	74	
HOLMES	11	0	6	6	0	0	3	0	11	37	
HURON	12	1	32	63	9	0	3	0	3	123	
JACKSON	3	1	7	16	0	0	0	0	5	32	
JEFFERSON	2	2	10	128	11	0	0	0	3	156	
KNOX	1	3	20	23	2	0	0	0	8	57	
LAKE	8	9	43	2	30	12	0	0	145	249	
LAWRENCE	3	0	0	45	0	0	0	0	0	48	
LICKING	1	2	14	0	149	0	0	0	450	616	
LOGAN	26	0	12	23	0	0	0	0	25	86	
LORAIN	0	17	37	14	172	2	4	0	6	252	
LUCAS	9	398	27	0	0	0	31	0	16	481	

**COURTS OF COMMON PLEAS - JUVENILE DIVISION**  
 DEPENDENCY, NEGLECT or ABUSE TERMINATIONS (continued)  
 2004

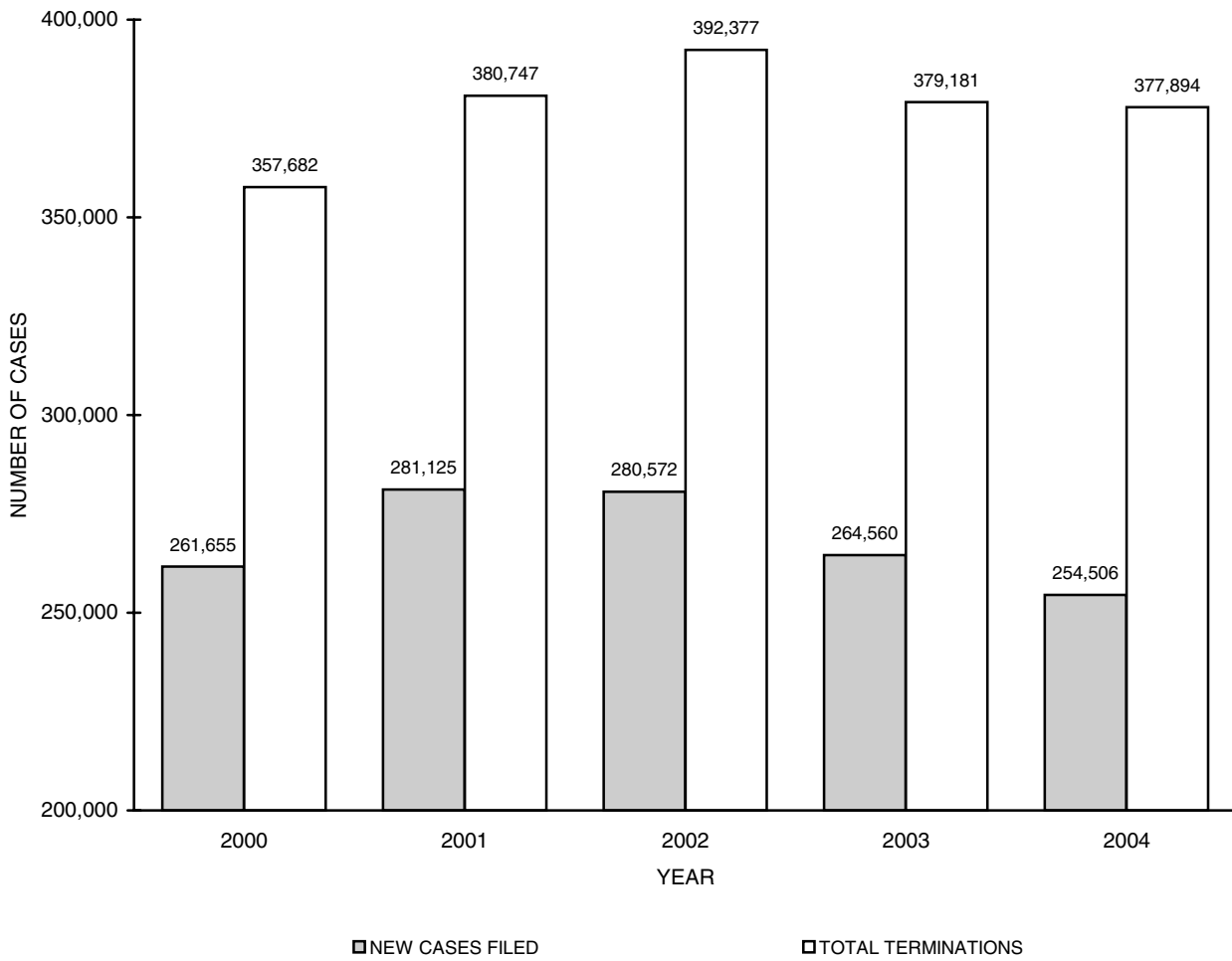
COUNTY	***TRIAL BY***		DISMISSAL BY		**ADMISSION TO**		UNAVAIL- ABILITY OF PARTY	TRANS- FERRED OUT	INTERLOCU- TORY APPEAL OR ORDER	OTHER TERMIN- ATIONS	TOTAL TERMIN- ATIONS
	JUDGE	MAGISTRATE	PARTY, JUDGE, OR PROSECUTOR	JUDGE	MAGISTRATE	JUDGE					
MADISON	9	0	0	13	0	0	0	0	0	1	23
MAHONING	0	274	46	0	21	0	0	0	0	0	341
MARION	4	1	194	135	28	0	3	0	0	6	371
MEDINA	0	0	14	19	2	0	1	0	0	0	36
MEIGS	10	0	0	26	0	0	0	0	0	7	43
MERCER	0	0	43	23	0	0	0	0	0	24	90
MIAMI	0	38	1	0	45	0	0	0	0	0	84
MONROE	1	0	4	20	0	5	0	0	0	0	30
MONTGOMERY	1	646	151	1	55	1	1	0	0	12	868
MORGAN	5	0	3	2	0	0	0	0	0	2	12
MORROW	0	0	8	3	0	0	1	0	0	35	47
MUSKINGUM	99	0	17	0	0	0	0	0	0	7	123
NOBLE	23	0	13	0	0	0	0	0	0	3	39
OTTAWA	0	0	1	7	0	0	0	0	0	0	8
PAULDING	2	0	1	8	0	0	1	0	0	4	16
PERRY	4	0	1	60	3	0	0	0	0	36	104
PICKAWAY	0	0	40	35	30	7	5	0	0	14	131
PIKE	0	0	13	16	0	0	0	0	0	0	29
PORTAGE	2	0	20	1	127	0	3	0	0	7	160
PREBLE	2	0	5	22	0	0	0	0	0	8	37
PUTNAM	1	0	3	18	0	0	0	0	0	0	22
RICHLAND	0	0	7	132	1	0	3	0	0	6	149
ROSS	0	3	27	0	98	0	2	0	0	7	137
SANDUSKY	0	0	7	12	93	0	0	0	0	2	114
SCIOTO	22	0	17	58	0	0	0	0	0	11	108
SENECA	2	0	13	71	0	0	0	0	0	11	97
SHELBY	0	0	7	75	7	0	0	0	0	5	94
STARK	18	370	37	11	405	0	2	0	0	9	852
SUMMIT	31	928	17	3	5	1	2	0	0	32	1,019
TRUMBULL	0	0	0	248	229	0	0	0	0	1	478
TUSCARAWAS	0	0	6	4	46	0	1	0	0	0	57
UNION	2	4	35	9	23	0	0	0	0	2	75
VAN WERT	12	0	6	12	1	0	4	0	0	1	36
VINTON	37	0	6	0	0	0	6	0	0	1	50
WARREN	5	93	10	0	0	0	0	0	0	14	122
WASHINGTON	1	0	4	11	0	0	0	0	0	0	16
WAYNE	0	0	54	91	75	0	3	0	0	7	230
WILLIAMS	0	0	4	48	9	0	0	0	0	0	61
WOOD	8	0	6	125	89	0	0	0	0	0	228
WYANDOT	0	0	4	18	0	0	0	0	0	1	23
STATEWIDE	1,463	4,796	4,272	2,693	9,020	124	288	166	0	8,382	31,204

88

**COURTS OF COMMON PLEAS - JUVENILE DIVISION**

All Case Types

2000-2004



# Section I

---

## Municipal Courts



Portage County Courthouse  
Ravenna

**MUNICIPAL COURTS**  
**COMPOSITE ADMINISTRATIVE JUDGE REPORT FOR THE ENTIRE STATE**  
**2004**

	FELONIES	MISDE- MEANORS	O.V.I.	OTHER TRAFFIC	PERSONAL INJURY AND PROPERTY DAMAGE	CONTRACTS	F. E. D.	OTHER CIVIL	SMALL CLAIMS	TOTAL
CASES PENDING BEGINNING OF YEAR	5,987	41,206	4,125	75,198	8,781	54,568	71,239	23,269	23,744	308,117
NEW CASES FILED	75,332	373,338	61,784	1,168,144	14,788	180,249	105,524	151,766	80,153	2,211,078
TRANSFERRED IN OR REACTIVATED	13,806	83,152	3,851	149,996	797	5,210	1,889	2,128	1,347	262,176
TOTAL CASES	95,125	497,696	69,760	1,393,338	24,366	240,027	178,652	177,163	105,244	2,781,371
CASES TERMINATED BY:										
HEARING BY JUDGE	9,853	89,080	10,835	123,777	8,351	113,645	19,923	9,662	15,623	400,749
HEARING BY MAGISTRATE	X	18,373	1,000	103,020	1,709	16,726	17,963	2,959	40,244	201,994
TRANSFER (INCLUDES INDIVIDUAL JUDGE ASSIGNMENT)	23,612	206,603	50,283	178,705	3,711	19,116	9,689	2,814	1,116	495,649
DISMISSAL:LACK OF SPEEDY TRIAL (CRIM.) OR WANT OF PROSECUTION (CIVIL)	138	384	35	184	549	7,087	24,016	649	4,465	37,507
OTHER DISMISSALS	38,379	28,505	568	27,850	1,880	21,440	19,796	4,051	16,664	159,133
VIOLATIONS BUREAU	X	27,221	X	716,891	X	X	X	X	X	744,112
UNAVAILABILITY OF ACCUSED	13,848	80,849	2,993	160,080	60	452	11	5	136	258,434
BANKRUPTCY STAY OR INTERLOCUTORY APPEAL	11	4	1	12	142	2,692	203	151	543	3,759
ALL OTHER TERMINATIONS	4,347	13,232	1,665	13,385	718	7,211	31,002	130,460	4,361	206,381
TOTAL TERMINATIONS	90,188	464,251	67,380	1,323,904	17,120	188,369	122,603	150,751	83,152	2,507,718
CASES PENDING END OF YEAR	4,937	33,445	2,380	69,434	7,246	51,658	56,049	26,412	22,092	273,653
TIME GUIDELINE (MONTHS)	1	6	6	6	24	12	12	12	6	X
CASES PENDING END OF YEAR BEYOND TIME GUIDELINE	363	630	25	1,716	65	1,605	14,527	229	2,034	21,194

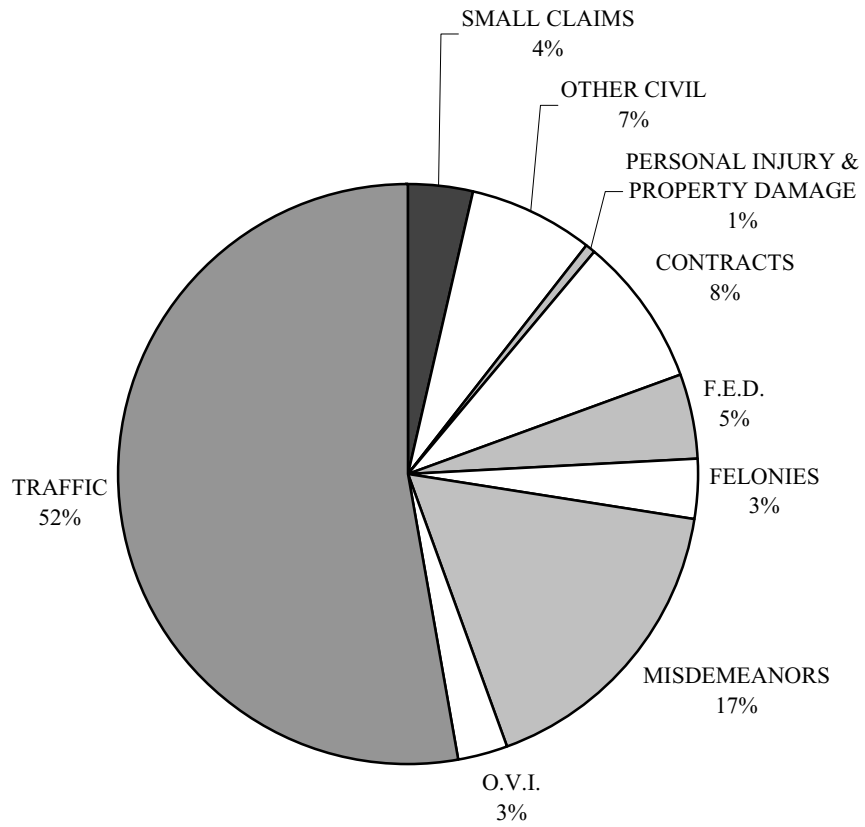
Note: "X" indicates data not applicable



**MUNICIPAL COURTS**  
 COMPOSITE INDIVIDUAL JUDGE REPORT FORM FOR THE ENTIRE STATE  
 2004

	MISDE- MEANORS	O.V.I.	OTHER TRAFFIC	PERSONAL INJURY AND PROPERTY DAMAGE	CONTRACTS	F. E. D.	OTHER CIVIL	TOTAL
CASES PENDING BEGINNING OF YEAR	35,171	12,924	28,709	2,016	8,321	2,927	881	90,949
NEW CASES ASSIGNED	204,144	49,821	177,511	3,774	19,572	8,474	3,018	466,314
TRANSFERRED IN OR REACTIVATED	44,045	6,072	39,223	337	1,121	210	355	91,363
TOTAL CASES	283,360	68,817	245,443	6,127	29,014	11,611	4,254	648,626
CASES TERMINATED BY:								
JURY TRIAL	644	264	148	35	93	10	56	1,250
COURT TRIAL	7,334	809	9,490	337	2,062	3,026	842	23,900
DEFAULT	X	X	X	719	3,925	1,008	340	5,992
GUILTY OR NO CONTEST PLEA TO ORIGINAL CHARGE	83,577	35,686	83,538	X	X	X	X	202,801
GUILTY OR NO CONTEST PLEA TO REDUCED CHARGE	35,983	10,137	38,979	X	X	X	X	85,099
DISMISSAL:LACK OF SPEEDY TRIAL (CRIM.) OR WANT OF PROSECUTION (CIVIL)	341	25	153	51	342	878	42	1,832
OTHER DISMISSALS	50,904	2,020	38,832	1,907	8,291	2,876	591	105,421
TRANSFERRED OUT	3,892	767	3,016	148	484	95	307	8,709
REFERRED TO A PRIVATE JUDGE	X	X	X	5	20	5	6	36
UNAVAILABILITY OF ACCUSED	42,041	4,389	38,597	5	11	0	1	85,044
BANKRUPTCY STAY OR INTERLOCUTORY APPEAL	12	26	19	61	1,010	45	28	1,201
ALL OTHER TERMINATIONS	12,081	1,819	3,991	917	5,005	1,078	1,259	26,150
TOTAL TERMINATIONS	236,809	55,942	216,763	4,185	21,243	9,021	3,472	547,435
CASES PENDING END OF YEAR	46,551	12,875	28,680	1,942	7,771	2,590	782	101,191
TIME GUIDELINE (MONTHS)	6	6	6	24	12	12	12	X
CASES PENDING END OF YEAR BEYOND TIME GUIDELINE	884	528	574	97	754	93	284	3,214

**MUNICIPAL COURTS**  
**NEW CASES FILED COMPARISON**  
2004



**MUNICIPAL COURTS  
OVERALL CASELOADS  
2004**

COURT	NUMBER OF JUDGES	--- POPULATION ---		NEW FILINGS, TRANSFERS, & REACTIVATIONS			----- TERMINATIONS -----		
		TOTAL	PER JUDGE	TOTAL	PER JUDGE	PER 1,000 POPULATION	TOTAL	PER JUDGE	PER 1,000 POPULATION
AKRON	6	260,120	43,353	73,115	12,186	281	73,465	12,244	282
ALLIANCE	1	43,765	43,765	7,052	7,052	161	6,914	6,914	158
ASHLAND	1	52,523	52,523	13,049	13,049	248	12,993	12,993	247
ASHTABULA	1	35,371	35,371	7,361	7,361	208	7,595	7,595	215
ATHENS COUNTY	1	62,223	62,223	11,287	11,287	181	11,036	11,036	177
AUGLAIZE COUNTY	1	46,611	46,611	8,852	8,852	190	8,669	8,669	186
AVON LAKE	1	32,540	32,540	2,449	2,449	75	2,410	2,410	74
BARBERTON	2	102,636	51,318	15,637	7,819	152	15,570	7,785	152
BEDFORD	2	81,608	40,804	18,107	9,054	222	18,019	9,010	221
BELLEFONTAINE	1	46,005	46,005	12,148	12,148	264	12,055	12,055	262
BELLEVUE	1	12,174	12,174	2,694	2,694	221	2,706	2,706	222
BEREA	1	118,125	118,125	13,223	13,223	112	14,709	14,709	125
BOWLING GREEN	1	61,149	61,149	15,362	15,362	251	15,314	15,314	250
BROWN	1	42,285	42,285	10,971	10,971	259	10,860	10,860	257
BRYAN	1	39,188	39,188	12,156	12,156	310	12,268	12,268	313
CAMBRIDGE	1	40,792	40,792	11,337	11,337	278	11,159	11,159	274
CAMPBELL	1	11,068	11,068	2,907	2,907	263	2,674	2,674	242
CANTON	4	204,232	51,058	30,710	7,678	150	30,904	7,726	151
CELINA	1	40,924	40,924	6,232	6,232	152	6,336	6,336	155
CHAMPAIGN COUNTY	1	38,890	38,890	4,903	4,903	126	4,938	4,938	127
CHARDON	1	90,895	90,895	12,520	12,520	138	12,641	12,641	139
CHILLICOTHE	2	73,345	36,673	17,611	8,806	240	17,547	8,774	239
CIRCLEVILLE	1	52,727	52,727	12,883	12,883	244	12,843	12,843	244
CLARK COUNTY	3	144,742	48,247	27,913	9,304	193	28,561	9,520	197
CLERMONT COUNTY	3	177,977	59,326	44,838	14,946	252	45,294	15,098	254
CLEVELAND	12	479,740	39,978	192,396	16,033	401	193,017	16,085	402
CLEVELAND HEIGHTS	1	49,958	49,958	26,449	26,449	529	26,500	26,500	530
CLEVELAND HOUSING	1	479,740	479,740	18,619	18,619	39	19,614	19,614	41
CLINTON COUNTY	1	40,543	40,543	13,321	13,321	329	13,557	13,557	334
COLUMBIANA	2	27,228	13,614	10,884	5,442	400	11,198	5,599	411
CONNEAUT	1	12,485	12,485	3,172	3,172	254	3,114	3,114	249
COSHOCOTON	1	36,655	36,655	3,720	3,720	101	3,714	3,714	101
CRAWFORD COUNTY	1	46,966	46,966	9,145	9,145	195	9,244	9,244	197
CUYAHOGA FALLS	2	180,143	90,072	28,374	14,187	158	27,068	13,534	150
DAYTON	5	166,179	33,236	54,221	10,844	326	55,490	11,098	334
DEFIANCE	1	39,500	39,500	9,176	9,176	232	9,156	9,156	232
DELAWARE	1	109,989	109,989	21,850	21,850	199	21,822	21,822	198
EAST CLEVELAND	1	27,217	27,217	8,269	8,269	304	8,269	8,269	304
EAST LIVERPOOL	1	25,424	25,424	4,839	4,839	190	4,868	4,868	191
EATON	1	42,337	42,337	9,944	9,944	235	10,100	10,100	239
ELYRIA	2	116,733	58,367	21,542	10,771	185	22,393	11,197	192
EUCLID	1	52,717	52,717	10,413	10,413	198	10,288	10,288	195
FAIRBORN	1	81,976	81,976	15,875	15,875	194	16,082	16,082	196
FAIRFIELD	1	42,097	42,097	8,728	8,728	207	8,675	8,675	206
FINDLAY	2	66,693	33,347	16,190	8,095	243	16,227	8,114	243
FOSTORIA	1	21,448	21,448	2,835	2,835	132	3,256	3,256	152
FRANKLIN	1	26,219	26,219	9,051	9,051	345	10,134	10,134	387
FRANKLIN COUNTY	15	1,068,978	71,265	273,899	18,260	256	295,981	19,732	277
FRANKLIN CO. ENVIRO.	1	1,068,978	1,068,978	8,004	8,004	7	8,012	8,012	7
FREMONT	1	27,857	27,857	7,344	7,344	264	7,509	7,509	270
GALLIPOLIS	1	31,069	31,069	10,979	10,979	353	10,941	10,941	352
GARFIELD HEIGHTS	2	84,948	42,474	16,763	8,382	197	16,712	8,356	197
GIRARD	1	41,860	41,860	7,108	7,108	170	7,200	7,200	172
HAMILTON	1	74,474	74,474	27,081	27,081	364	27,424	27,424	368
HAMILTON COUNTY	14	845,303	60,379	349,017	24,930	413	331,431	23,674	392
HARDIN COUNTY	1	31,945	31,945	4,218	4,218	132	4,266	4,266	134
HILLSBORO	1	31,937	31,937	6,638	6,638	208	6,724	6,724	211
HOCKING COUNTY	1	28,241	28,241	5,344	5,344	189	4,721	4,721	167
HURON	1	10,530	10,530	4,095	4,095	389	4,090	4,090	388
IRONTON	1	24,949	24,949	5,320	5,320	213	5,472	5,472	219
JACKSON COUNTY	1	32,641	32,641	11,192	11,192	343	11,370	11,370	348
KETTERING	2	117,390	58,695	20,802	10,401	177	20,910	10,455	178
LAKEWOOD	1	56,646	56,646	12,080	12,080	213	12,226	12,226	216

**MUNICIPAL COURTS**  
**OVERALL CASELOADS (continued)**  
**2004**

COURT	NUMBER OF JUDGES	--- POPULATION ---		NEW FILINGS, TRANSFERS, & REACTIVATIONS			----- TERMINATIONS -----		
		TOTAL	PER JUDGE	TOTAL	PER JUDGE	PER 1,000 POPULATION	TOTAL	PER JUDGE	PER 1,000 POPULATION
LANCASTER (Fairfield County)	2	122,759	61,380	19,070	9,535	155	19,174	9,587	156
LAWRENCE COUNTY	1	37,370	37,370	6,146	6,146	164	5,924	5,924	159
LEBANON	1	29,123	29,123	6,280	6,280	216	6,612	6,612	227
LICKING COUNTY	2	145,491	72,746	20,587	10,294	142	20,720	10,360	142
LIMA	2	108,473	54,237	23,590	11,795	217	23,649	11,825	218
LORAIN	2	82,140	41,070	17,052	8,526	208	30,970	15,485	377
LYNDHURST	1	59,619	59,619	19,520	19,520	327	19,724	19,724	331
MADISON COUNTY	1	40,213	40,213	12,399	12,399	308	12,233	12,233	304
MANSFIELD	2	109,524	54,762	26,908	13,454	246	28,500	14,250	260
MARIETTA	1	63,251	63,251	10,312	10,312	163	10,787	10,787	171
MARION	1	66,217	66,217	18,099	18,099	273	18,211	18,211	275
MARYSVILLE	1	40,909	40,909	9,478	9,478	232	9,602	9,602	235
MASON	1	47,531	47,531	8,886	8,886	187	8,940	8,940	188
MASSILLON	2	130,101	65,051	15,376	7,688	118	15,615	7,808	120
MAUMEE	1	44,641	44,641	13,295	13,295	298	13,444	13,444	301
MEDINA	1	108,424	108,424	17,320	17,320	160	17,200	17,200	159
MENTOR	1	58,405	58,405	12,426	12,426	213	12,317	12,317	211
MIAMI	2	98,868	49,434	21,571	10,786	218	20,671	10,336	209
MIAMISBURG	1	67,241	67,241	15,475	15,475	230	15,545	15,545	231
MIDDLETOWN	1	71,297	71,297	20,194	20,194	283	19,850	19,850	278
MORROW	1	31,628	31,628	7,069	7,069	224	7,219	7,219	228
MOUNT VERNON	1	54,500	54,500	8,027	8,027	147	8,015	8,015	147
NAPOLEON	1	29,210	29,210	5,425	5,425	186	5,306	5,306	182
NEW PHILADELPHIA	1	65,381	65,381	12,127	12,127	185	12,438	12,438	190
NEWTON FALLS	1	29,516	29,516	8,060	8,060	273	7,850	7,850	266
NILES	1	33,090	33,090	5,927	5,927	179	5,840	5,840	176
NORWALK	1	54,177	54,177	17,212	17,212	318	17,501	17,501	323
OAKWOOD	1	9,215	9,215	1,427	1,427	155	1,454	1,454	158
OBERLIN	1	45,469	45,469	10,543	10,543	232	10,652	10,652	234
OREGON	1	22,635	22,635	7,246	7,246	320	7,162	7,162	316
OTTAWA COUNTY	1	40,985	40,985	8,258	8,258	201	8,286	8,286	202
PAINESVILLE	1	81,137	81,137	13,864	13,864	171	14,160	14,160	175
PARMA	3	177,270	59,090	18,211	6,070	103	18,676	6,225	105
PERRYSBURG	1	57,140	57,140	12,815	12,815	224	12,340	12,340	216
PORTAGE COUNTY-KENT	1	76,030	25,343	12,888	12,888	170	13,403	13,403	176
PORTAGE COUNTY-RAV.	2	76,030	25,343	27,672	13,836	364	28,189	14,095	371
PORTSMOUTH	2	79,195	39,598	16,569	8,285	209	17,112	8,556	216
ROCKY RIVER	2	120,226	60,113	34,670	17,335	288	35,146	17,573	292
SANDUSKY	1	42,049	42,049	16,485	16,485	392	16,181	16,181	385
SHAKER HEIGHTS	1	62,367	62,367	15,348	15,348	246	15,397	15,397	247
SHELBY	1	19,328	19,328	2,167	2,167	112	2,140	2,140	111
SIDNEY	1	47,910	47,910	9,671	9,671	202	9,696	9,696	202
SOUTH EUCLID	1	23,537	23,537	5,260	5,260	223	5,180	5,180	220
STEUBENVILLE	1	19,015	19,015	4,071	4,071	214	3,734	3,734	196
STRUTHERS	1	35,484	35,484	4,766	4,766	134	4,815	4,815	136
SYLVANIA	1	66,021	66,021	16,157	16,157	245	16,036	16,036	243
TIFFIN	1	44,613	44,613	6,440	6,440	144	6,348	6,348	142
TOLEDO	7	321,757	45,965	116,896	16,699	363	115,546	16,507	359
TOLEDO HOUSING	1	321,757	321,757	9,185	9,185	29	9,105	9,105	28
UPPER SANDUSKY	1	22,908	22,908	7,938	7,938	347	7,931	7,931	346
VAN WERT COUNTY	1	29,659	29,659	7,230	7,230	244	7,329	7,329	247
VANDALIA	1	78,425	78,425	20,734	20,734	264	20,401	20,401	260
VERMILION	1	19,857	19,857	5,336	5,336	269	5,398	5,398	272
WADSWORTH	1	42,671	42,671	8,438	8,438	198	8,415	8,415	197
WARREN	2	81,957	40,979	17,868	8,934	218	17,762	8,881	217
WASHINGTON C.H.	1	28,433	28,433	6,949	6,949	244	6,964	6,964	245
WAYNE COUNTY	2	111,564	55,782	17,109	8,555	153	17,300	8,650	155
WILLOUGHBY	1	87,969	87,969	21,236	21,236	241	20,836	20,836	237
XENIA	1	65,910	65,910	18,295	18,295	278	18,389	18,389	279
YOUNGSTOWN	3	82,026	27,342	14,771	4,924	180	15,135	5,045	185
ZANESVILLE	1	25,586	25,586	5,463	5,463	214	5,508	5,508	215
STATEWIDE	207	10,010,377	48,359	2,564,021	12,387	256	2,592,238	12,523	259

124

All population figures based on 2000 U.S.Census

**MUNICIPAL COURTS**  
**FELONY OVERALL CASELOADS**  
2004

COURT	CASES PENDING JANUARY 1	NEW FILINGS	REACTIVATIONS AND TRANSFERS	TOTAL CASES	TOTAL TERMIN- ATIONS	CLEARANCE RATE	CASES PENDING DECEMBER 31	CASES PENDING BEYOND TIME GUIDELINES
AKRON	120	4,285	1,459	5,864	5,711	99.4%	153	0
ALLIANCE	7	315	0	322	317	100.6%	5	0
ASHLAND	0	4	0	4	4	100.0%	0	0
ASHTABULA	41	350	53	444	418	103.7%	26	3
ATHENS COUNTY	4	215	16	235	230	99.6%	5	0
AUGLAIZE COUNTY	7	70	7	84	81	105.2%	3	1
AVON LAKE	5	126	5	136	128	97.7%	8	0
BARBERTON	40	788	44	872	835	100.4%	37	1
BEDFORD	18	327	4	349	342	103.3%	7	0
BELLEFONTAINE	5	223	11	239	231	98.7%	8	0
BELLEVUE	2	69	5	76	73	98.6%	3	0
BEREA	82	379	7	468	438	113.5%	30	0
BOWLING GREEN	5	352	1	358	338	95.8%	20	0
BROWN COUNTY	51	489	15	555	501	99.4%	54	33
BRYAN	0	77	5	82	80	97.6%	2	0
CAMBRIDGE	4	128	5	137	135	101.5%	2	0
CAMPBELL	36	191	2	229	164	85.0%	65	0
CANTON	70	1,862	281	2,213	2,151	100.4%	62	0
CELINA	0	38	0	38	37	97.4%	1	0
CHAMPAIGN COUNTY	4	84	18	106	102	100.0%	4	0
CHARDON	7	98	22	127	123	102.5%	4	0
CHILLICOTHE	13	385	238	636	611	98.1%	25	0
CIRCLEVILLE	14	265	8	287	277	101.5%	10	0
CLARK COUNTY	22	1,814	462	2,298	2,266	99.6%	32	0
CLERMONT COUNTY	51	1,425	255	1,731	1,661	98.9%	70	12
CLEVELAND	588	6,814	95	7,497	7,010	101.5%	487	0
CLEVELAND HEIGHTS	4	241	40	285	283	100.7%	2	0
CLEVELAND HOUSING	0	0	0	0	0	-	0	0
CLINTON COUNTY	12	139	1	152	145	103.6%	7	0
COLUMBIANA COUNTY	25	168	6	199	194	111.5%	5	0
CONNEAUT	0	131	33	164	155	94.5%	9	2
COSHOCTON	0	52	1	53	53	100.0%	0	0
CRAWFORD COUNTY	0	46	0	46	46	100.0%	0	0
CUYAHOGA FALLS	43	928	223	1,194	926	80.5%	268	0
DAYTON	122	1,195	268	1,585	1,487	101.6%	98	0
DEFIANCE	1	160	3	164	159	97.5%	5	0
DELAWARE	0	243	27	270	267	98.9%	3	0
EAST CLEVELAND	0	305	0	305	295	96.7%	10	0
EAST LIVERPOOL	9	52	0	61	56	107.7%	5	1
EATON	8	159	1	168	161	100.6%	7	6
ELYRIA	91	1,165	101	1,357	1,290	101.9%	67	0
EUCLID	78	297	0	375	269	90.6%	106	0
FAIRBORN	7	385	145	537	534	100.8%	3	1
FAIRFIELD	24	275	99	398	384	102.7%	14	2
FINDLAY	1	79	0	80	77	97.5%	3	0
FOSTORIA	2	103	8	113	105	94.6%	8	2
FRANKLIN	10	180	63	253	242	99.6%	11	0
FRANKLIN COUNTY	172	7,643	2,228	10,043	9,901	100.3%	142	9
FRANKLIN CO. ENVIRO.	0	22	2	24	23	95.8%	1	0
FREMONT	7	222	35	264	262	101.9%	2	0
GALLIPOLIS	9	146	33	188	181	101.1%	7	0
GARFIELD HEIGHTS	4	264	1	269	267	100.8%	2	0
GIRARD	35	255	50	340	311	102.0%	29	2
HAMILTON	63	1,555	178	1,796	1,755	101.3%	41	2
HAMILTON COUNTY	378	10,888	1,559	12,825	12,509	100.5%	316	0
HARDIN COUNTY	2	39	0	41	41	105.1%	0	0
HILLSBORO	17	202	18	237	216	98.2%	21	0
HOCKING COUNTY	12	242	26	280	238	88.8%	42	19
HURON	10	58	1	69	59	100.0%	10	6
IRONTON	14	421	40	475	455	98.7%	20	0
JACKSON COUNTY	4	144	30	178	177	101.7%	1	0
KETTERING	6	251	86	343	337	100.0%	6	0
LAKWOOD	88	404	0	492	363	89.9%	129	0

**MUNICIPAL COURTS**  
**FELONY OVERALL CASELOADS (continued)**  
**2004**

COURT	CASES	NEW	REACTIVATIONS	TOTAL	TOTAL	CLEARANCE	CASES	CASES PENDING
	PENDING		AND		TERMIN-		PENDING	BEYOND TIME
	JANUARY 1	FILINGS	TRANSFERS	CASES	ATIONS	RATE	DECEMBER 31	GUIDELINES
LANCASTER (Fairfield County)	4	418	91	513	512	100.6%	1	0
LAWRENCE COUNTY	23	266	56	345	337	104.7%	8	1
LEBANON	24	283	10	317	294	100.3%	23	0
LICKING COUNTY	2	480	0	482	482	100.4%	0	0
LIMA	14	359	5	378	362	99.5%	16	0
LORAIN	1,318	1,123	2	2,443	2,383	211.8%	60	5
LYNDHURST	76	201	3	280	189	92.6%	91	0
MADISON COUNTY	3	120	2	125	123	100.8%	2	0
MANSFIELD	6	460	96	562	560	100.7%	2	0
MARIETTA	3	230	29	262	259	100.0%	3	1
MARION	25	369	51	445	435	103.6%	10	0
MARYSVILLE	1	47	10	58	55	96.5%	3	0
MASON	11	197	49	257	254	103.3%	3	1
MASSILLON	44	677	54	775	716	97.9%	59	16
MAUMEE	25	244	70	339	311	99.0%	28	7
MEDINA	3	183	3	189	179	96.2%	10	0
MENTOR	11	330	104	445	436	100.5%	9	1
MIAMI	69	1,263	287	1,619	1,482	95.6%	137	0
MIAMISBURG	3	300	115	418	414	99.8%	4	0
MIDDLETOWN	42	815	46	903	858	99.7%	45	1
MORROW COUNTY	57	91	0	148	77	84.6%	71	24
MOUNT VERNON	1	37	0	38	36	97.3%	2	0
NAPOLEON	4	174	0	178	166	95.4%	12	0
NEW PHILADELPHIA	3	76	11	90	90	103.4%	0	0
NEWTON FALLS	17	210	19	246	209	91.3%	37	0
NILES	34	300	106	440	403	99.3%	37	15
NORWALK	2	355	345	702	696	99.4%	6	0
OAKWOOD	0	4	0	4	4	100.0%	0	0
OBERLIN	20	255	33	308	286	99.3%	22	15
OREGON	10	242	141	393	378	98.7%	15	0
OTTAWA COUNTY	12	96	30	138	126	100.0%	12	10
PAINESVILLE	21	607	118	746	722	99.6%	24	1
PARMA	3	723	0	726	711	98.3%	15	0
PERRYSBURG	265	372	93	730	451	97.0%	279	0
PORTAGE CO. - KENT	7	307	102	416	415	101.5%	1	0
PORTAGE CO. - RAV.	28	541	151	720	714	103.2%	6	1
PORTSMOUTH	38	1,169	356	1,563	1,531	100.4%	32	0
ROCKY RIVER	32	352	123	507	499	105.1%	8	4
SANDUSKY	150	889	173	1,212	1,059	99.7%	153	90
SHAKER HEIGHTS	94	122	12	228	150	111.9%	78	0
SHELBY	4	56	0	60	56	100.0%	4	1
SIDNEY	5	152	2	159	153	99.4%	6	0
SOUTH EUCLID	2	60	17	79	75	97.4%	4	0
STEUBENVILLE	79	385	0	464	372	96.6%	92	0
STRUTHERS	16	88	3	107	95	104.4%	12	9
SYLVANIA	22	559	233	814	761	96.1%	53	0
TIFFIN	1	118	21	140	138	99.3%	2	1
TOLEDO	320	4,920	1,948	7,188	6,828	99.4%	360	0
TOLEDO HOUSING	0	0	0	0	0	-	0	0
UPPER SANDUSKY	6	46	1	53	49	104.3%	4	0
VAN WERT COUNTY	7	71	0	78	77	108.5%	1	0
VANDALIA	4	316	99	419	411	99.0%	8	0
VERMILION	9	131	37	177	162	96.4%	15	4
WADSWORTH	2	89	0	91	86	96.6%	5	0
WARREN	143	710	68	921	809	104.0%	112	52
WASHINGTON C. H.	17	129	0	146	138	107.0%	8	1
WAYNE COUNTY	12	184	1	197	192	103.8%	5	0
WILLOUGHBY	121	580	9	710	559	94.9%	151	0
XENIA	13	314	117	444	438	101.6%	6	0
YOUNGSTOWN	244	832	30	1,106	864	100.2%	242	0
ZANESVILLE	1	73	0	74	74	101.4%	0	0
STATEWIDE	5,987	75,332	13,806	95,125	90,188	101.2%	4,937	363

124

**MUNICIPAL COURTS  
FELONY TERMINATIONS  
2004**

COURT	PRELIMINARY HEARING BINDOVER	WAIVER PRELIMINARY HEARING	DISMISSAL: LACK OF SPEEDY TRIAL	OTHER DISMIS- SALS	UNAVAIL- ABILITY OF ACCUSED	BANKRUPTCY STAY/INTER- LOCUTORY APPEAL	OTHER TERMIN- ATIONS	TOTAL TERMIN- ATIONS
AKRON	60	3,596	0	483	1,443	0	129	5,711
ALLIANCE	258	0	0	59	0	0	0	317
ASHLAND	0	0	0	4	0	0	0	4
ASHTABULA	126	142	0	99	35	0	16	418
ATHENS COUNTY	19	14	0	176	21	0	0	230
AUGLAIZE COUNTY	26	19	0	22	13	0	1	81
AVON LAKE	22	60	0	31	13	0	2	128
BARBERTON	1	632	0	135	67	0	0	835
BEDFORD	47	228	0	59	3	0	5	342
BELLEFONTAINE	0	172	0	43	16	0	0	231
BELLEVUE	16	0	4	20	7	0	26	73
BEREA	15	244	0	105	6	0	68	438
BOWLING GREEN	7	150	0	142	39	0	0	338
BROWN COUNTY	98	2	0	365	19	0	17	501
BRYAN	3	37	0	37	3	0	0	80
CAMBRIDGE	39	42	0	51	1	0	2	135
CAMPBELL	78	53	0	29	4	0	0	164
CANTON	748	738	0	383	282	0	0	2,151
CELINA	1	13	0	23	0	0	0	37
CHAMPAIGN COUNTY	22	15	0	38	18	0	9	102
CHARDON	70	12	0	21	20	0	0	123
CHILLICOTHE	127	189	0	54	241	0	0	611
CIRCLEVILLE	210	2	0	38	26	0	1	277
CLARK COUNTY	2	0	0	1,617	647	0	0	2,266
CLERMONT COUNTY	31	292	0	1,052	285	0	1	1,661
CLEVELAND	788	4,902	0	1,119	201	0	0	7,010
CLEVELAND HEIGHTS	43	89	0	106	45	0	0	283
CLEVELAND HOUSING	0	0	0	0	0	0	0	0
CLINTON COUNTY	129	2	0	14	0	0	0	145
COLUMBIANA COUNTY	88	35	0	69	2	0	0	194
CONNEAUT	9	76	0	33	37	0	0	155
COSHOCTON	32	3	0	16	0	2	0	53
CRAWFORD COUNTY	0	43	0	3	0	0	0	46
CUYAHOGA FALLS	70	382	0	145	268	0	61	926
DAYTON	514	149	0	490	331	0	3	1,487
DEFIANCE	28	98	0	26	5	0	2	159
DELAWARE	11	17	0	208	31	0	0	267
EAST CLEVELAND	55	162	0	53	5	0	20	295
EAST LIVERPOOL	10	19	8	11	8	0	0	56
EATON	64	1	0	16	1	0	79	161
ELYRIA	56	833	0	310	91	0	0	1,290
EUCLID	243	0	0	26	0	0	0	269
FAIRBORN	1	13	0	255	265	0	0	534
FAIRFIELD	160	87	0	36	96	0	5	384
FINDLAY	0	17	0	60	0	0	0	77
FOSTORIA	10	47	0	38	8	0	2	105
FRANKLIN	8	149	0	52	33	0	0	242
FRANKLIN COUNTY	5	52	0	7,511	2,330	0	3	9,901
FRANKLIN CO. ENVIRO.	0	2	0	17	4	0	0	23
FREMONT	13	116	0	92	39	0	2	262
GALLIPOLIS	25	40	0	83	31	0	2	181
GARFIELD HEIGHTS	2	258	0	6	1	0	0	267
GIRARD	56	39	0	61	75	0	80	311
HAMILTON	877	0	0	654	220	0	4	1,755
HAMILTON COUNTY	2	2	0	10,543	307	0	1,655	12,509
HARDIN COUNTY	35	0	0	6	0	0	0	41
HILLSBORO	14	19	0	85	10	0	88	216
HOCKING COUNTY	13	132	91	2	0	0	0	238
HURON	24	19	1	11	4	0	0	59
IRONTON	28	210	0	174	43	0	0	455
JACKSON COUNTY	96	0	0	51	28	0	2	177
KETTERING	50	127	0	70	83	0	7	337
LAKWOOD	55	171	0	132	0	0	5	363

**MUNICIPAL COURTS**  
**FELONY TERMINATIONS (continued)**  
 2004

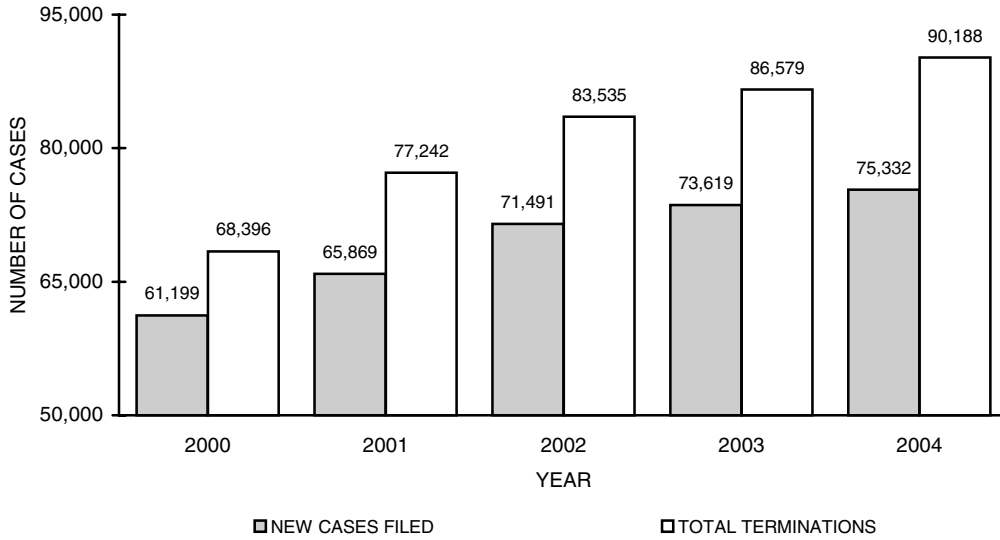
COURT	PRELIMINARY HEARING BINDOVER	WAIVER PRELIMINARY HEARING	DISMISSAL: LACK OF SPEEDY TRIAL	OTHER DISMIS- SALS	UNAVAIL- ABILITY OF ACCUSED	BANKRUPTCY STAY/INTER- LOCUTORY APPEAL	OTHER TERMIN- ATIONS	TOTAL TERMIN- ATIONS
LANCASTER (Fairfield Co.)	122	35	0	187	168	0	0	512
LAWRENCE COUNTY	99	0	0	170	65	0	3	337
LEBANON	163	10	0	9	39	0	73	294
LICKING COUNTY	291	0	0	135	5	0	51	482
LIMA	68	241	0	51	0	0	2	362
LORAIN	224	778	0	210	65	0	1,106	2,383
LYNDHURST	179	5	0	4	1	0	0	189
MADISON COUNTY	72	0	0	7	44	0	0	123
MANSFIELD	16	424	0	27	86	0	7	560
MARIETTA	51	0	0	52	36	0	120	259
MARION	387	0	0	26	22	0	0	435
MARYSVILLE	15	0	0	31	9	0	0	55
MASON	60	55	0	88	51	0	0	254
MASSILLON	115	250	0	277	74	0	0	716
MAUMEE	3	64	0	165	79	0	0	311
MEDINA	2	159	0	16	2	0	0	179
MENTOR	1	128	0	184	114	9	0	436
MIAMI	433	385	0	229	402	0	33	1,482
MIAMISBURG	48	159	0	80	127	0	0	414
MIDDLETOWN	379	182	0	243	13	0	41	858
MORROW COUNTY	40	3	0	34	0	0	0	77
MOUNT VERNON	0	32	0	4	0	0	0	36
NAPOLEON	23	113	0	25	2	0	3	166
NEW PHILADELPHIA	9	35	0	35	9	0	2	90
NEWTON FALLS	79	4	0	93	32	0	1	209
NILES	126	87	0	71	118	0	1	403
NORWALK	48	173	0	4	348	0	123	696
OAKWOOD	4	0	0	0	0	0	0	4
OBERLIN	5	148	0	87	46	0	0	286
OREGON	0	126	0	150	102	0	0	378
OTTAWA COUNTY	10	8	0	81	18	0	9	126
PAINESVILLE	59	219	0	298	128	0	18	722
PARMA	24	619	9	48	0	0	11	711
PERRYSBURG	34	196	0	77	144	0	0	451
PORTAGE CO. - KENT	69	0	0	246	100	0	0	415
PORTAGE CO. - RAV.	66	1	0	490	156	0	1	714
PORTSMOUTH	46	915	0	167	403	0	0	1,531
ROCKY RIVER	4	166	0	202	127	0	0	499
SANDUSKY	105	318	0	201	189	0	246	1,059
SHAKER HEIGHTS	28	77	0	10	22	0	13	150
SHELBY	47	2	0	1	6	0	0	56
SIDNEY	28	15	0	108	2	0	0	153
SOUTH EUCLID	0	28	0	33	14	0	0	75
STEUBENVILLE	79	82	3	208	0	0	0	372
STRUTHERS	87	0	0	6	2	0	0	95
SYLVANIA	3	211	0	306	241	0	0	761
TIFFIN	2	0	0	20	22	0	94	138
TOLEDO	1	884	0	3,916	2,021	0	6	6,828
TOLEDO HOUSING	0	0	0	0	0	0	0	0
UPPER SANDUSKY	17	0	0	29	2	0	1	49
VAN WERT COUNTY	2	59	0	9	4	0	3	77
VANDALIA	113	69	0	119	109	0	1	411
VERMILION	8	45	1	65	41	0	2	162
WADSWORTH	3	18	0	64	1	0	0	86
WARREN	34	333	8	356	78	0	0	809
WASHINGTON C. H.	15	36	0	79	1	0	7	138
WAYNE COUNTY	101	0	0	67	4	0	20	192
WILLOUGHBY	32	290	0	233	0	0	4	559
XENIA	21	0	0	289	128	0	0	438
YOUNGSTOWN	108	393	13	287	15	0	48	864
ZANESVILLE	5	69	0	0	0	0	0	74
STATEWIDE	9,853	23,612	138	38,379	13,848	11	4,347	90,188

124



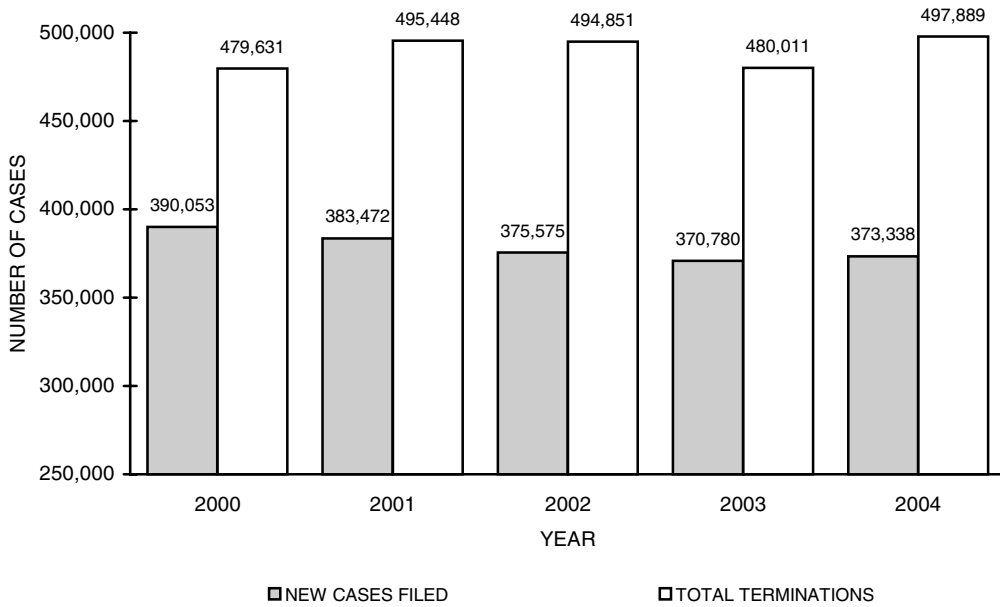
**MUNICIPAL COURTS**

Felony Cases  
2000-2004



**MUNICIPAL COURTS**

Misdemeanor Cases  
2000-2004



**MUNICIPAL COURTS**  
**MISDEMEANOR OVERALL CASELOADS**  
2004

COURT	CASES PENDING JANUARY 1	NEW FILINGS	REACTIVATIONS AND TRANSFERS	TOTAL CASES	TOTAL TERMIN- ATIONS	CLEARANCE RATE	CASES PENDING DECEMBER 31	CASES PENDING BEYOND TIME GUIDELINES
AKRON	911	12,700	11,166	24,777	23,878	100.1%	899	0
ALLIANCE	27	1,301	0	1,328	1,290	99.2%	38	0
ASHLAND	72	1,485	59	1,616	1,509	97.7%	107	0
ASHTABULA	410	1,118	262	1,790	1,513	109.6%	277	52
ATHENS COUNTY	347	3,612	366	4,325	3,796	95.4%	529	0
AUGLAIZE COUNTY	150	946	115	1,211	1,036	97.6%	175	2
AVON LAKE	66	540	12	618	546	98.9%	72	0
BARBERTON	196	2,686	459	3,341	3,140	99.8%	201	16
BEDFORD	630	2,081	379	3,090	2,512	102.1%	578	0
BELLEFONTAINE	219	2,255	156	2,630	2,320	96.2%	310	0
BELLEVUE	12	448	11	471	460	100.2%	11	0
BEREA	873	2,149	514	3,536	2,968	111.5%	568	0
BOWLING GREEN	599	3,531	24	4,154	3,416	96.1%	738	0
BROWN COUNTY	691	1,420	145	2,256	1,403	89.6%	853	96
BRYAN	169	1,419	224	1,812	1,722	104.8%	90	0
CAMBRIDGE	374	2,172	150	2,696	2,319	99.9%	377	9
CAMPBELL	101	253	5	359	238	92.2%	121	0
CANTON	528	5,045	502	6,075	5,355	96.5%	720	0
CELINA	250	1,671	168	2,089	1,851	100.7%	238	13
CHAMPAIGN COUNTY	113	1,071	174	1,358	1,285	103.2%	73	0
CHARDON	155	1,155	162	1,472	1,326	100.7%	146	9
CHILLICOTHE	649	4,082	1,119	5,850	4,987	95.9%	863	0
CIRCLEVILLE	242	1,593	208	2,043	1,854	102.9%	189	0
CLARK COUNTY	607	4,727	2,084	7,418	6,629	97.3%	789	0
CLERMONT COUNTY	840	7,465	2,053	10,358	9,530	100.1%	828	23
CLEVELAND	3,996	27,879	16,309	48,184	44,722	101.2%	3,462	5
CLEVELAND HEIGHTS	463	2,369	441	3,273	2,873	102.2%	400	8
CLEVELAND HOUSING	1,278	4,201	1,828	7,307	6,504	107.9%	803	85
CLINTON COUNTY	478	1,463	15	1,956	1,562	105.7%	394	0
COLUMBIANA COUNTY	324	1,550	114	1,988	1,664	100.0%	324	0
CONNEAUT	32	516	62	610	556	96.2%	54	1
COSHOCTON	52	700	95	847	812	102.1%	35	0
CRAWFORD COUNTY	102	1,285	2	1,389	1,286	99.9%	103	0
CUYAHOGA FALLS	1,527	3,538	684	5,749	4,367	103.4%	1,382	0
DAYTON	881	11,531	4,615	17,027	16,179	100.2%	848	0
DEFIANCE	107	1,686	187	1,980	1,842	98.3%	138	0
DELAWARE	160	2,566	378	3,104	2,929	99.5%	175	0
EAST CLEVELAND	123	949	93	1,165	997	95.7%	168	0
EAST LIVERPOOL	352	1,102	57	1,511	1,208	104.2%	303	95
EATON	242	1,032	68	1,342	1,140	103.6%	202	13
ELYRIA	751	3,774	603	5,128	4,514	103.1%	614	0
EUCLID	135	1,347	4	1,486	1,338	99.0%	148	0
FAIRBORN	529	2,425	532	3,486	3,012	101.9%	474	10
FAIRFIELD	220	1,708	840	2,768	2,574	101.0%	194	0
FINDLAY	398	1,995	480	2,873	2,527	102.1%	346	0
FOSTORIA	46	491	464	1,001	1,001	104.8%	0	0
FRANKLIN	29	1,027	890	1,946	1,744	91.0%	202	10
FRANKLIN COUNTY	4,321	27,231	17,464	49,016	45,297	101.3%	3,719	165
FRANKLIN CO. ENVIRO.	505	3,907	1,716	6,128	5,585	99.3%	543	3
FREMONT	83	1,242	88	1,413	1,343	101.0%	70	0
GALLIPOLIS	229	1,553	544	2,326	2,078	99.1%	248	0
GARFIELD HEIGHTS	291	2,362	387	3,040	2,756	100.3%	284	0
GIRARD	118	711	260	1,089	965	99.4%	124	10
HAMILTON	506	5,295	1,924	7,725	7,087	98.2%	638	81
HAMILTON COUNTY	10,031	38,603	15,663	64,297	41,835	77.1%	22,462	0
HARDIN COUNTY	51	856	67	974	919	99.6%	55	0
HILLSBORO	428	1,432	98	1,958	1,500	98.0%	458	0
HOCKING COUNTY	223	1,480	22	1,725	1,196	79.6%	529	196
HURON	78	523	3	604	549	104.4%	55	10
IRONTON	201	881	34	1,116	946	103.4%	170	0
JACKSON COUNTY	203	1,949	506	2,658	2,446	99.6%	212	7
KETTERING	246	2,409	477	3,132	2,842	98.5%	290	0
LAKESWOOD	546	1,834	8	2,388	1,596	86.6%	792	1

**MUNICIPAL COURTS**  
**MISDEMEANOR OVERALL CASELOADS (continued)**  
2004

COURT	CASES PENDING JANUARY 1	NEW FILINGS	REACTIVATIONS AND TRANSFERS	TOTAL CASES	TOTAL TERMIN- ATIONS	CLEARANCE RATE	CASES PENDING DECEMBER 31	CASES PENDING BEYOND TIME GUIDELINES
LANCASTER (Fairfield County)	406	2,420	339	3,165	2,716	98.4%	449	4
LAWRENCE COUNTY	168	1,006	84	1,258	706	64.8%	552	5
LEBANON	164	1,193	12	1,369	1,246	103.4%	123	1
LICKING COUNTY	269	2,420	112	2,801	2,555	100.9%	246	0
LIMA	763	4,154	124	5,041	4,297	100.4%	744	91
LORAIN	10,871	4,053	254	15,178	14,728	342.0%	450	13
LYNDHURST	239	1,043	87	1,369	1,124	99.5%	245	17
MADISON COUNTY	126	831	49	1,006	844	95.9%	162	0
MANSFIELD	3,483	4,958	1,381	9,822	7,555	119.2%	2,267	35
MARIETTA	319	2,130	252	2,701	2,394	100.5%	307	39
MARION	261	3,376	543	4,180	3,870	98.7%	310	8
MARYSVILLE	85	1,028	184	1,297	1,207	99.6%	90	0
MASON	97	1,337	294	1,728	1,625	99.6%	103	1
MASSILLON	200	2,150	138	2,488	2,279	99.6%	209	0
MAUMEE	213	1,116	463	1,792	1,618	102.5%	174	10
MEDINA	427	1,737	122	2,286	1,738	93.5%	548	77
MENTOR	175	1,511	175	1,861	1,657	98.3%	204	4
MIAMI	463	3,995	696	5,154	3,986	85.0%	1,168	0
MIAMISBURG	428	2,514	826	3,768	3,243	97.1%	525	0
MIDDLETOWN	264	4,821	456	5,541	5,190	98.4%	351	0
MORROW COUNTY	48	619	82	749	702	100.1%	47	66
MOUNT VERNON	207	1,114	42	1,363	1,104	95.5%	259	8
NAPOLEON	87	840	0	927	860	102.4%	67	0
NEW PHILADELPHIA	549	2,063	359	2,971	2,431	100.4%	540	38
NEWTON FALLS	165	656	98	919	727	96.4%	192	0
NILES	197	1,735	390	2,322	2,137	100.6%	185	12
NORWALK	157	2,739	854	3,750	3,622	100.8%	128	0
OAKWOOD	69	114	0	183	113	99.1%	70	0
OBERLIN	240	1,398	150	1,788	1,491	96.3%	297	17
OREGON	133	1,268	687	2,088	1,931	98.8%	157	0
OTTAWA COUNTY	292	1,706	230	2,228	1,733	89.5%	495	25
PAINESVILLE	151	2,160	397	2,708	2,563	100.2%	145	0
PARMA	361	4,589	96	5,046	4,700	100.3%	346	0
PERRYSBURG	1,314	1,350	168	2,832	1,558	102.6%	1,274	0
PORTAGE CO. - KENT	787	2,827	998	4,612	4,164	108.9%	448	0
PORTAGE CO. - RAV.	817	3,196	1,207	5,220	4,569	103.8%	651	66
PORTSMOUTH	530	2,781	1,446	4,757	4,261	100.8%	496	3
ROCKY RIVER	343	2,558	994	3,895	3,620	101.9%	275	0
SANDUSKY	576	4,438	1,078	6,092	5,336	96.7%	756	0
SHAKER HEIGHTS	1,368	1,174	250	2,792	1,356	95.2%	1,436	0
SHELBY	40	432	0	472	388	89.8%	84	2
SIDNEY	167	1,838	278	2,283	2,126	100.5%	157	0
SOUTH EUCLID	85	577	79	741	595	90.7%	146	2
STEUBENVILLE	314	1,488	0	1,802	1,356	91.1%	446	0
STRUTHERS	355	628	38	1,021	670	100.6%	351	178
SYLVANIA	253	1,625	927	2,805	2,384	93.4%	421	0
TIFFIN	107	1,213	144	1,464	1,335	98.4%	129	6
TOLEDO	1,696	18,973	17,388	38,057	36,016	99.1%	2,041	0
TOLEDO HOUSING	463	1,510	1,073	3,046	2,433	94.2%	613	0
UPPER SANDUSKY	68	719	43	830	744	97.6%	86	2
VAN WERT COUNTY	84	709	0	793	752	106.1%	41	0
VANDALIA	236	2,608	732	3,576	3,262	97.7%	314	0
VERMILION	112	800	176	1,088	997	102.2%	91	3
WADSWORTH	283	1,055	17	1,355	1,095	102.1%	260	0
WARREN	413	2,455	431	3,299	2,602	90.2%	697	19
WASHINGTON C.H.	157	1,100	67	1,324	1,208	103.5%	116	2
WAYNE COUNTY	160	1,880	43	2,083	1,931	100.4%	152	0
WILLOUGHBY	2,749	4,640	44	7,433	4,484	95.7%	2,949	0
XENIA	428	3,212	700	4,340	3,969	101.5%	371	9
YOUNGSTOWN	751	2,381	361	3,493	2,739	99.9%	754	11
ZANESVILLE	128	2,050	0	2,178	2,073	101.1%	105	0
STATEWIDE	76,377	373,338	127,197	576,912	497,889	99.5%	79,023	1,694

124

**MUNICIPAL COURTS  
MISDEMEANOR TERMINATIONS**

2004

COURT	JURY TRIAL	COURT TRIAL	GUILTY/NO CONTEST TO ORIGINAL CHARGE		GUILTY/NO CONTEST TO REDUCED	DISMISSAL: LACK OF SPEEDY TRIAL	OTHER DISMISSALS	VIOLATIONS BUREAU	TRANSFERRED OUT	UNAVAILABILITY OF PARTY	BANKRUPTCY	
			JUDGE	MAGISTRATE							STAY / INTER-LOCUTORY APPEAL	OTHER TERMINATIONS
AKRON	27	46	10,279	4	1,974	19	1,918	154	1,652	6,508	2	1,295
ALLIANCE	34	48	727	0	95	0	115	0	0	0	0	271
ASHLAND	20	33	902	0	41	0	139	311	0	63	0	0
ASHTABULA	7	21	612	50	58	3	316	38	1	241	0	166
ATHENS COUNTY	3	66	875	0	425	0	1,234	770	5	418	0	0
AUGLAIZE COUNTY	4	11	491	0	89	6	146	166	22	89	0	12
AVON LAKE	2	0	327	0	52	2	57	50	23	23	0	10
BARBERTON	9	17	1,705	0	193	2	338	216	256	402	0	2
BEDFORD	6	156	1,239	3	147	2	388	120	10	239	0	202
BELLEFONTAINE	2	18	1,586	0	84	4	265	143	0	218	0	0
BELLEVUE	0	2	293	0	28	28	24	25	0	51	0	9
BEREA	4	56	1,063	173	148	1	605	50	4	446	0	418
BOWLING GREEN	0	3	875	389	384	0	1,060	573	0	131	0	1
BROWN COUNTY	2	27	447	0	139	1	369	140	0	252	0	26
BRYAN	2	7	1,007	0	57	0	285	121	0	237	0	6
CAMBRIDGE	2	118	1,093	41	81	0	583	104	0	170	0	127
CAMPBELL	0	2	110	0	38	1	77	3	1	6	0	0
CANTON	11	28	3,055	129	325	0	1,044	44	15	682	0	22
CELINA	3	49	1,200	0	38	0	294	3	0	264	0	0
CHAMPAIGN COUNTY	7	45	480	0	86	0	361	40	0	173	0	93
CHARDON	3	6	588	0	99	6	320	144	1	158	0	1
CHILLICOTHE	15	67	1,654	0	351	1	940	711	0	1,247	0	1
CIRCLEVILLE	6	85	738	0	194	1	362	176	0	290	0	2
CLARK COUNTY	8	129	1,389	660	816	0	1,728	73	29	1,775	0	22
CLERMONT COUNTY	2	300	3,408	0	1,077	1	1,529	872	98	2,240	0	3
CLEVELAND	30	368	8,445	5,190	1,706	4	11,029	1,934	607	15,343	2	64
CLEVELAND HEIGHTS	10	258	868	534	49	0	314	323	0	517	0	0
CLEVELAND HOUSING	0	2	846	29	0	0	1,532	811	0	2,230	0	1,054
CLINTON COUNTY	3	62	604	0	153	0	328	186	2	160	0	64
COLUMBIANA COUNTY	4	43	976	0	145	0	225	83	43	142	0	3
CONNEAUT	1	7	299	0	49	0	104	33	0	63	0	0
COSHOCTON	0	24	449	0	40	6	80	81	2	113	0	17
CRAWFORD COUNTY	1	21	789	0	80	2	135	142	3	113	0	0
CUYAHOGA FALLS	4	261	2,108	3	240	6	518	142	8	869	0	208
DAYTON	18	265	3,299	1,896	903	15	2,121	1,869	159	5,004	0	630
DEFIANCE	0	12	1,405	0	56	1	181	7	0	171	0	9
DELAWARE	11	39	997	419	159	0	466	454	7	365	0	12
EAST CLEVELAND	2	31	376	14	1	0	279	0	3	163	0	128
EAST LIVERPOOL	10	0	772	0	61	46	17	89	26	187	0	0
EATON	1	6	527	0	103	0	166	202	0	83	0	52
ELYRIA	0	21	2,111	162	315	0	530	299	26	1,019	1	30
EUCLID	1	4	1,150	13	40	0	118	4	0	0	0	8
FAIRBORN	4	26	1,372	12	556	0	314	213	0	506	1	8
FAIRFIELD	10	27	647	0	26	0	583	22	225	773	0	261
FINDLAY	2	4	1,265	0	186	1	264	69	191	327	0	218
FOSTORIA	1	16	558	0	34	0	166	39	0	141	0	46
FRANKLIN	1	16	628	0	34	0	421	84	158	357	0	45
FRANKLIN COUNTY	44	43	9,574	0	5,477	7	9,495	906	1,323	13,265	0	5,163
FRANKLIN CO. ENVIRO.	5	3	1,810	0	36	1	613	1,035	0	1,874	0	208
FREMONT	2	0	802	0	63	4	189	179	0	94	0	10
GALLIPOLIS	1	26	600	0	145	1	637	93	3	554	2	16
GARFIELD HEIGHTS	5	74	1,387	68	284	1	366	52	7	511	0	1
GIRARD	0	0	401	0	97	0	232	0	0	228	0	7
HAMILTON	2	166	3,218	41	74	0	1,032	86	0	2,385	0	83
HAMILTON COUNTY	16	1,487	17,408	1,119	3,075	0	0	1,775	195	16,076	0	684
HARDIN COUNTY	1	15	486	0	34	0	92	205	0	73	0	13
HILLSBORO	1	7	533	0	92	1	582	114	4	115	0	51
HOCKING COUNTY	40	1	348	0	47	311	106	340	0	3	0	0
HURON	1	2	282	0	33	1	124	63	0	43	0	0
IRONTON	0	12	406	3	15	1	365	5	0	139	0	0
JACKSON COUNTY	1	117	1,042	0	71	0	328	286	2	591	0	8
KETTERING	2	17	1,031	0	734	0	252	232	12	536	0	26
LAKEWOOD	8	169	819	0	38	0	224	285	15	0	0	38

**MUNICIPAL COURTS**  
**MISDEMEANOR TERMINATIONS (continued)**  
2004

COURT	JURY TRIAL	COURT TRIAL	GUILTY/NO CONTEST TO ORIGINAL CHARGE		GUILTY/NO CONTEST TO REDUCED	DISMISSAL: LACK OF SPEEDY TRIAL	OTHER DISMISSALS	VIOLATIONS BUREAU	TRANSFERRED OUT	UNAVAIL- ABILITY OF PARTY	BANKRUPTCY	
			JUDGE	MAGISTRATE							STAY / INTER-LOCUTORY APPEAL	OTHER TERMINATIONS
LANCASTER (Fairfield Co.	6	11	1,292	0	315	0	351	274	0	465	0	2
LAWRENCE COUNTY	0	45	343	0	2	0	0	26	28	252	0	10
LEBANON	1	17	616	0	97	1	263	60	0	184	0	7
LICKING COUNTY	31	164	1,371	0	11	3	370	229	6	276	0	94
LIMA	3	106	2,278	3	301	0	1,356	175	72	0	0	3
LORAIN	7	25	2,246	0	225	1	671	1	617	896	0	10,039
LYNDHURST	3	19	765	19	79	2	138	11	0	74	0	14
MADISON COUNTY	5	16	360	0	119	0	240	10	0	90	0	4
MANSFIELD	3	32	2,083	1,115	253	0	1,356	224	36	1,290	0	1,163
MARIETTA	9	53	1,290	0	93	0	372	78	0	346	0	153
MARION	1	14	2,645	0	247	0	372	165	4	422	0	0
MARYSVILLE	3	70	659	0	10	2	153	81	0	227	0	2
MASON	2	62	574	0	128	0	314	63	24	424	0	34
MASSILLON	6	12	914	472	306	0	161	117	106	182	0	3
MAUMEE	0	3	388	0	208	0	280	203	0	532	0	4
MEDINA	2	22	692	187	310	0	326	104	0	89	1	5
MENTOR	1	2	762	0	96	0	464	104	5	204	0	19
MIAMI	0	25	1,312	418	1,059	0	0	390	126	639	0	17
MIAMISBURG	0	8	1,293	33	449	0	510	88	0	858	0	4
MIDDLETOWN	2	332	2,972	0	532	0	677	224	0	272	0	179
MORROW COUNTY	2	4	243	0	31	1	279	50	0	92	0	0
MOUNT VERNON	3	18	495	0	90	0	222	100	0	47	0	129
NAPOLEON	1	3	601	0	50	3	118	60	0	16	0	8
NEW PHILADELPHIA	10	42	630	443	45	0	593	175	1	462	0	30
NEWTON FALLS	1	67	316	0	61	1	192	32	0	57	0	0
NILES	0	17	671	0	63	9	902	0	1	459	0	15
NORWALK	3	24	1,797	0	66	0	7	461	1	1,032	0	231
OAKWOOD	0	0	55	0	17	0	23	12	6	0	0	0
OBERLIN	3	7	565	0	133	0	397	187	0	197	0	2
OREGON	1	8	720	0	106	0	531	10	7	546	0	2
OTTAWA COUNTY	20	15	546	1	131	0	385	430	0	181	0	24
PAINESVILLE	2	6	1,350	62	60	0	446	405	3	223	0	6
PARMA	9	21	694	1,801	511	100	599	100	574	262	0	29
PERRYSBURG	0	5	608	0	36	1	302	181	0	425	0	0
PORTAGE CO. - KENT	4	16	1,788	0	278	3	785	585	157	538	1	9
PORTAGE CO. - RAV.	12	37	1,343	16	573	8	1,297	205	43	1,016	4	15
PORTSMOUTH	11	2	1,587	0	84	0	964	59	21	1,528	0	5
ROCKY RIVER	0	15	596	452	419	1	614	454	257	798	0	14
SANDUSKY	0	193	2,484	0	141	0	993	273	5	1,157	0	90
SHAKER HEIGHTS	2	10	696	2	42	1	279	0	2	262	0	60
SHELBY	3	0	188	0	133	0	12	32	0	20	0	0
SIDNEY	1	9	970	0	222	0	278	381	3	260	1	1
SOUTH EUCLID	2	0	311	0	35	3	168	5	0	71	0	0
STEUBENVILLE	0	10	925	0	67	0	287	21	45	0	0	1
STRUTHERS	0	3	355	0	128	57	67	0	3	56	0	1
SYLVANIA	0	1	409	0	341	0	576	34	0	1,023	0	0
TIFFIN	10	13	856	1	27	3	129	149	1	140	1	5
TOLEDO	3	115	5,705	1,610	2,979	1	6,145	144	0	18,811	0	503
TOLEDO HOUSING	0	3	659	92	12	0	313	50	0	1,163	0	141
UPPER SANDUSKY	0	25	489	0	18	0	68	90	0	52	0	2
VAN WERT COUNTY	7	4	418	0	20	2	212	71	0	18	0	0
VANDALIA	0	39	1,028	0	669	0	516	99	0	911	0	0
VERMILION	0	11	542	0	53	18	124	44	0	164	0	41
WADSWORTH	8	5	526	0	91	0	225	84	0	154	0	2
WARREN	0	4	1,113	0	226	16	770	0	33	427	0	13
WASHINGTON C.H.	2	83	684	0	92	1	194	58	0	88	0	6
WAYNE COUNTY	9	278	601	537	18	0	268	219	0	1	0	0
WILLOUGHBY	2	17	3,156	0	0	0	558	679	12	6	0	54
XENIA	2	18	1,729	0	278	0	517	667	1	722	0	35
YOUNGSTOWN	4	32	1,005	157	475	0	474	36	13	327	0	216
ZANESVILLE	0	124	1,567	0	25	0	181	163	0	0	0	13
STATEWIDE	644	7,334	172,657	18,373	35,956	725	79,409	27,221	7,351	122,890	16	25,313

**MUNICIPAL COURTS**  
**O.V.I. OVERALL CASELOADS**  
2004

COURT	CASES PENDING JANUARY 1	NEW FILINGS	REACTIVATIONS AND TRANSFERS	TOTAL CASES	TOTAL TERMIN- ATIONS	CLEARANCE RATE	CASES PENDING DECEMBER 31	CASES PENDING BEYOND TIME GUIDELINES
AKRON	318	952	190	1,460	1,152	100.9%	308	0
ALLIANCE	9	191	0	200	186	97.4%	14	0
ASHLAND	49	456	12	517	479	102.4%	38	0
ASHTABULA	117	237	25	379	295	112.6%	84	27
ATHENS COUNTY	92	642	48	782	674	97.7%	108	0
AUGLAIZE COUNTY	98	360	16	474	373	99.2%	101	3
AVON LAKE	32	207	5	244	199	93.9%	45	0
BARBERTON	79	682	62	823	729	98.0%	94	1
BEDFORD	320	335	64	719	518	129.8%	201	0
BELLEFONTAINE	51	403	23	477	407	95.5%	70	0
BELLEVUE	4	60	0	64	63	105.0%	1	0
BEREA	399	770	232	1,401	1,074	107.2%	327	0
BOWLING GREEN	108	532	28	668	578	103.2%	90	0
BROWN COUNTY	203	436	32	671	387	82.7%	284	53
BRYAN	39	269	12	320	283	100.7%	37	0
CAMBRIDGE	66	449	12	527	451	97.8%	76	5
CAMPBELL	20	90	3	113	67	72.0%	46	0
CANTON	87	1,037	35	1,159	1,058	98.7%	101	0
CELINA	100	418	4	522	439	104.0%	83	3
CHAMPAIGN COUNTY	18	191	9	218	208	104.0%	10	0
CHARDON	77	518	22	617	564	104.4%	53	2
CHILLICOTHE	185	566	73	824	678	106.1%	146	0
CIRCLEVILLE	94	509	16	619	563	107.2%	56	0
CLARK COUNTY	238	832	165	1,235	922	92.5%	313	0
CLERMONT COUNTY	415	1,611	170	2,196	1,898	106.6%	298	8
CLEVELAND	413	823	621	1,857	1,598	110.7%	259	2
CLEVELAND HEIGHTS	22	34	9	65	50	116.3%	15	4
CLEVELAND HOUSING	0	0	0	0	0	-	0	0
CLINTON COUNTY	136	486	1	623	487	100.0%	136	0
COLUMBIANA COUNTY	120	454	14	588	491	104.9%	97	0
CONNEAUT	8	71	4	83	77	102.7%	6	0
COSHOCTON	11	133	3	147	141	103.7%	6	0
CRAWFORD COUNTY	60	388	0	448	402	103.6%	46	0
CUYAHOGA FALLS	181	1,052	86	1,319	1,164	102.3%	155	0
DAYTON	100	307	55	462	353	97.5%	109	0
DEFIANCE	52	451	31	534	449	93.2%	85	0
DELAWARE	101	659	28	788	676	98.4%	112	0
EAST CLEVELAND	16	106	6	128	112	100.0%	16	0
EAST LIVERPOOL	34	183	5	222	181	96.3%	41	2
EATON	114	247	7	368	264	103.9%	104	8
ELYRIA	387	1,450	56	1,893	1,504	99.9%	389	0
EUCLID	22	143	2	167	134	92.4%	33	0
FAIRBORN	224	567	56	847	670	107.5%	177	3
FAIRFIELD	101	408	37	546	511	114.8%	35	0
FINDLAY	166	581	66	813	699	108.0%	114	2
FOSTORIA	35	149	10	194	168	105.7%	26	0
FRANKLIN	47	437	91	575	521	98.7%	54	0
FRANKLIN COUNTY	1,296	5,591	2,922	9,809	8,223	96.6%	1,586	25
FRANKLIN CO. ENVIRO.	3	3	3	9	9	150.0%	0	0
FREMONT	45	281	11	337	313	107.2%	24	0
GALLIPOLIS	72	270	93	435	400	110.2%	35	0
GARFIELD HEIGHTS	88	474	56	618	552	104.2%	66	0
GIRARD	43	232	37	312	257	95.5%	55	2
HAMILTON	79	501	108	688	624	102.5%	64	2
HAMILTON COUNTY	920	2,311	1,460	4,691	3,658	97.0%	1,033	0
HARDIN COUNTY	32	153	14	199	172	103.0%	27	0
HILLSBORO	100	269	10	379	309	110.8%	70	0
HOCKING COUNTY	42	193	0	235	198	102.6%	37	7
HURON	19	205	1	225	204	99.0%	21	1
IRONTON	15	143	0	158	143	100.0%	15	0
JACKSON COUNTY	63	392	38	493	437	101.6%	56	2
KETTERING	94	644	27	765	679	101.2%	86	0
LAKEWOOD	87	321	0	408	309	96.3%	99	0

**MUNICIPAL COURTS**  
**O.V.I. OVERALL CASELOADS (continued)**  
2004

COURT	CASES	NEW	REACTIVATIONS	TOTAL	TOTAL	CLEARANCE	CASES	CASES PENDING
	PENDING		AND		TERMIN-		PENDING	BEYOND TIME
	JANUARY 1	FILINGS	TRANSFERS	CASES	ATIONS	RATE	DECEMBER 31	GUIDELINES
LANCASTER (Fairfield Co.)	279	756	51	1,086	896	111.0%	190	6
LAWRENCE COUNTY	24	238	6	268	251	102.9%	17	1
LEBANON	40	226	3	269	248	108.3%	21	1
LICKING COUNTY	126	947	35	1,108	947	96.4%	161	0
LIMA	350	1,030	21	1,401	1,051	100.0%	350	48
LORAIN	930	480	34	1,444	1,331	258.9%	113	2
LYNDHURST	33	294	33	360	312	95.4%	48	8
MADISON COUNTY	40	232	6	278	233	97.9%	45	0
MANSFIELD	448	1,070	195	1,713	1,378	108.9%	335	14
MARIETTA	95	414	12	521	428	100.5%	93	18
MARION	75	604	29	708	648	102.4%	60	6
MARYSVILLE	25	319	20	364	336	99.1%	28	0
MASON	48	349	20	417	365	98.9%	52	2
MASSILLON	84	726	13	823	745	100.8%	78	0
MAUMEE	76	353	41	470	405	102.8%	65	4
MEDINA	298	1,094	50	1,442	1,035	90.5%	407	37
MENTOR	30	349	12	391	357	98.9%	34	0
MIAMI	182	941	141	1,264	1,076	99.4%	188	0
MIAMISBURG	179	608	61	848	676	101.0%	172	0
MIDDLETOWN	41	431	14	486	471	105.8%	15	0
MORROW COUNTY	114	293	8	415	328	109.0%	87	18
MOUNT VERNON	80	372	0	452	372	100.0%	80	7
NAPOLEON	27	195	0	222	194	99.5%	28	0
NEW PHILADELPHIA	194	457	51	702	538	105.9%	164	19
NEWTON FALLS	81	193	9	283	197	97.5%	86	0
NILES	44	227	35	306	269	102.7%	37	3
NORWALK	32	486	21	539	501	98.8%	38	0
OAKWOOD	17	26	0	43	19	73.1%	24	0
OBERLIN	81	317	34	432	337	96.0%	95	6
OREGON	33	199	54	286	256	101.2%	30	0
OTTAWA COUNTY	340	416	29	785	624	140.2%	161	16
PAINESVILLE	50	499	10	559	548	107.7%	11	0
PARMA	237	754	18	1,009	856	110.9%	153	0
PERRYSBURG	332	730	46	1,108	830	107.0%	278	0
PORTAGE CO. - KENT	226	631	73	930	689	97.9%	241	0
PORTAGE CO. - RAV.	576	1,172	176	1,924	1,521	112.8%	403	80
PORTSMOUTH	180	555	100	835	733	111.9%	102	1
ROCKY RIVER	150	751	86	987	863	103.1%	124	0
SANDUSKY	184	601	139	924	735	99.3%	189	0
SHAKER HEIGHTS	340	236	25	601	282	108.0%	319	0
SHELBY	11	63	0	74	60	95.2%	14	3
SIDNEY	75	344	17	436	383	106.1%	53	0
SOUTH EUCLID	15	80	2	97	76	92.7%	21	1
STEUBENVILLE	30	98	0	128	106	108.2%	22	0
STRUTHERS	117	167	3	287	160	94.1%	127	57
SYLVANIA	210	996	197	1,403	1,169	98.0%	234	0
TIFFIN	47	207	7	261	231	107.9%	30	3
TOLEDO	377	830	445	1,652	1,247	97.8%	405	0
TOLEDO HOUSING	0	1	0	1	1	100.0%	0	0
UPPER SANDUSKY	15	234	5	254	242	101.3%	12	1
VAN WERT COUNTY	32	216	0	248	239	110.6%	9	0
VANDALIA	96	698	83	877	719	92.1%	158	1
VERMILION	63	273	23	359	307	103.7%	52	0
WADSWORTH	110	323	12	445	329	98.2%	116	0
WARREN	167	544	81	792	645	103.2%	147	7
WASHINGTON CH.	46	313	10	369	338	104.6%	31	1
WAYNE COUNTY	51	562	31	644	588	99.2%	56	0
WILLOUGHBY	106	692	9	807	708	101.0%	99	0
XENIA	113	440	30	583	488	103.8%	95	0
YOUNGSTOWN	66	107	30	203	159	116.1%	44	3
ZANESVILLE	15	160	1	176	155	96.3%	21	0
STATEWIDE	17,049	61,784	9,923	88,756	73,615	102.7%	15,141	536

# MUNICIPAL COURTS

## O.V.I. TERMINATIONS

2004

COURT	JURY TRIAL	COURT TRIAL	GUILTY/NO CONTEST TO ORIGINAL CHARGE		GUILTY/NO CONTEST TO REDUCED SPEEDY TRIAL	DISMISSAL: LACK OF TRIAL	OTHER DISMISSALS	TRANSFERRED OUT	BANKRUPTCY			TOTAL TERMINATIONS
			JUDGE	MAGISTRATE					UNAVAIL- ABILITY OF PARTY	STAY/INTER- LOCUTORY APPEAL	OTHER TERMINATIONS	
AKRON	5	2	341	100	503	0	14	41	108	0	38	1,152
ALLIANCE	5	8	105	0	10	0	5	0	0	0	53	186
ASHLAND	11	1	404	0	42	0	6	0	15	0	0	479
ASHTABULA	2	1	191	37	6	4	9	0	20	0	25	295
ATHENS COUNTY	0	10	416	0	125	0	87	0	35	0	1	674
AUGLAIZE COUNTY	7	0	288	0	36	6	5	9	12	0	10	373
AVON LAKE	0	0	148	0	37	0	3	3	7	0	1	199
BARBERTON	7	2	565	0	38	3	12	54	48	0	0	729
BEDFORD	1	23	335	0	3	0	5	5	22	0	124	518
BELLEFONTAINE	0	7	297	0	66	1	14	0	22	0	0	407
BELLEVUE	0	0	43	0	16	0	3	0	1	0	0	63
BEREA	11	25	637	8	49	0	22	3	90	0	229	1,074
BOWLING GREEN	0	0	374	40	122	0	24	1	17	0	0	578
BROWN COUNTY	0	0	140	0	173	0	13	0	56	0	5	387
BRYAN	1	0	221	0	36	0	9	0	10	0	6	283
CAMBRIDGE	0	88	228	73	16	0	19	0	19	0	8	451
CAMPBELL	0	0	27	0	33	1	6	0	0	0	0	67
CANTON	10	1	950	0	20	0	29	10	36	0	2	1,058
CELINA	0	0	270	0	155	0	5	0	9	0	0	439
CHAMPAIGN COUNTY	0	1	151	0	38	0	6	2	10	0	0	208
CHARDON	0	0	459	0	69	1	22	0	13	0	0	564
CHILlicothe	10	2	271	0	240	0	67	0	86	2	0	678
CIRCLEVILLE	3	3	409	0	78	2	38	0	30	0	0	563
CLARK COUNTY	0	21	503	0	167	0	57	3	171	0	0	922
CLERMONT COUNTY	3	3	1,125	0	498	0	37	7	223	0	2	1,898
CLEVELAND	3	10	757	31	100	2	103	14	574	1	3	1,598
CLEVELAND HEIGHTS	0	9	23	0	0	0	1	0	17	0	0	50
CLEVELAND HOUSING	0	0	0	0	0	0	0	0	0	0	0	0
CLINTON COUNTY	0	2	286	0	163	0	11	0	18	0	7	487
COLUMBIANA COUNTY	0	3	365	0	90	0	11	11	11	0	0	491
CONNEAUT	0	0	67	0	1	0	2	0	6	0	1	77
COSHOCTON	1	0	135	0	0	0	4	0	1	0	0	141
CRAWFORD COUNTY	1	2	338	0	44	1	5	0	11	0	0	402
CUYAHOGA FALLS	10	132	592	1	92	1	189	4	111	0	32	1,164
DAYTON	0	9	132	7	128	0	24	1	51	0	1	353
DEFIANCE	0	0	310	0	81	0	20	0	34	0	4	449
DELAWARE	8	5	478	102	20	0	27	0	35	0	1	676
EAST CLEVELAND	0	11	75	0	1	0	7	0	13	0	5	112
EAST LIVERPOOL	0	0	137	0	19	8	8	1	8	0	0	181
EATON	0	0	109	0	93	0	46	0	13	0	3	264
ELYRIA	0	1	915	0	405	0	33	7	115	0	28	1,504
EUCLID	0	2	125	2	1	0	4	0	0	0	0	134
FAIRBORN	6	6	453	0	130	0	22	0	49	1	3	670
FAIRFIELD	2	1	147	0	6	0	26	260	55	0	14	511
FINDLAY	0	1	540	0	62	0	19	24	38	0	15	699
FOSTORIA	0	1	111	0	40	0	3	0	13	0	0	168
FRANKLIN	0	0	267	0	151	0	27	30	29	0	17	521
FRANKLIN COUNTY	7	4	3,842	0	1,112	0	292	376	1,411	0	1,179	8,223
FRANKLIN CO. ENVIRO.	0	0	6	0	0	0	0	0	2	0	1	9
FREMONT	2	0	284	0	0	0	15	0	11	0	1	313
GALLIPOLIS	1	0	186	0	91	0	43	0	69	6	4	400
GARFIELD HEIGHTS	1	3	432	0	38	0	9	1	68	0	0	552
GIRARD	0	0	149	0	39	0	33	15	19	0	2	257
HAMILTON	1	4	415	1	5	0	15	1	167	0	15	624
HAMILTON COUNTY	18	87	2,584	16	13	0	0	36	627	0	277	3,658
HARDIN COUNTY	0	2	110	0	32	0	11	0	17	0	0	172
HILLSBORO	2	1	214	0	66	0	22	0	3	0	1	309
HOCKING COUNTY	4	0	146	0	37	9	2	0	0	0	0	198
HURON	1	0	133	0	54	0	8	0	8	0	0	204
IRONTON	0	2	123	0	1	1	10	0	6	0	0	143
JACKSON COUNTY	3	10	347	0	21	0	15	0	40	0	1	437
KETTERING	1	0	413	0	224	0	4	5	27	1	4	679
LAKEWOOD	3	2	291	0	9	0	2	2	0	0	0	309



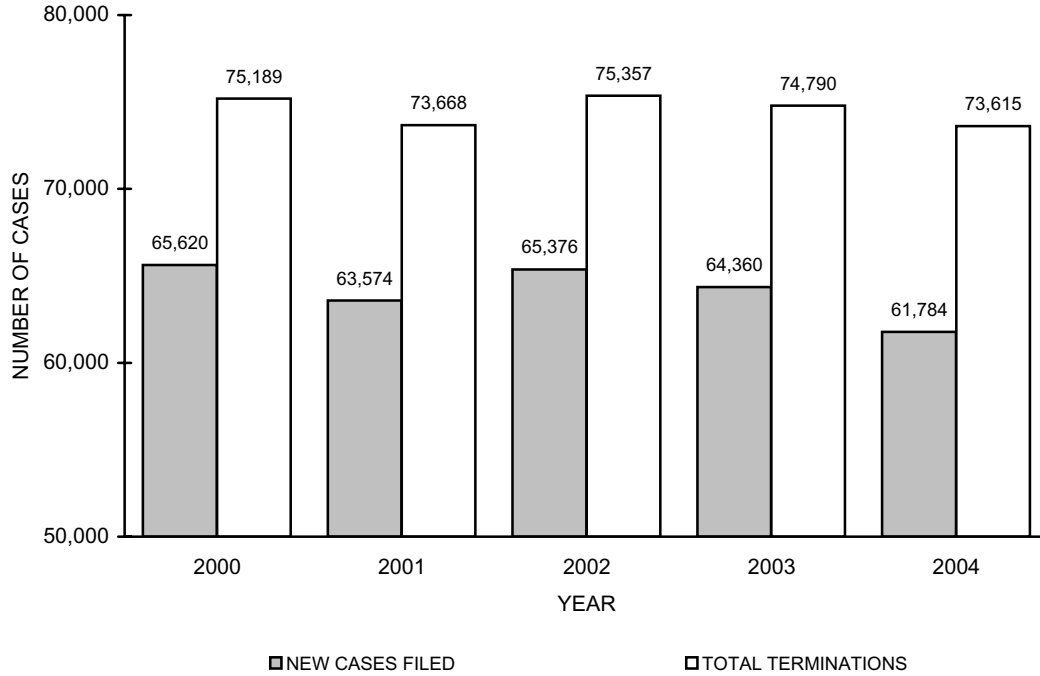
**MUNICIPAL COURTS**  
**O.V.I. TERMINATIONS (continued)**  
**2004**

COURT	JURY TRIAL	COURT TRIAL	GUILTY/NO CONTEST TO ORIGINAL CHARGE		GUILTY/NO CONTEST TO REDUCED SPEEDY TRIAL	DISMISSAL: LACK OF EVIDENCE	OTHER DISMISSALS	TRANSFERRED OUT	BANKRUPTCY			TOTAL TERMINATIONS
			JUDGE	MAGISTRATE					UNAVAIL- ABILITY OF PARTY	STAY/INTER- LOCUTORY APPEAL	OTHER TERMINATIONS	
LANCASTER (Fairfield Co.)	7	1	752	0	44	0	18	1	73	0	0	896
LAWRENCE COUNTY	0	23	196	0	10	1	5	5	10	1	0	251
LEBANON	2	3	196	0	25	2	9	0	11	0	0	248
LICKING COUNTY	10	36	735	0	16	0	87	2	59	1	1	947
LIMA	1	0	882	0	55	0	79	10	0	0	24	1,051
LORAIN	0	0	290	0	66	1	15	23	116	0	820	1,331
LYNDHURST	2	3	285	4	5	0	1	2	8	0	2	312
MADISON COUNTY	0	0	142	0	83	0	4	0	4	0	0	233
MANSFIELD	0	7	984	33	102	0	7	18	188	0	39	1,378
MARIETTA	9	0	357	0	17	0	12	0	29	0	4	428
MARION	4	0	577	0	34	0	13	0	20	0	0	648
MARYSVILLE	4	11	275	1	10	0	7	0	25	0	3	336
MASON	4	16	216	0	69	0	19	5	32	0	4	365
MASSILLON	4	3	558	72	67	0	8	13	20	0	0	745
MAUMEE	0	0	274	0	75	0	10	1	44	0	1	405
MEDINA	10	10	959	0	1	0	25	0	28	2	0	1,035
MENTOR	0	0	183	0	158	0	4	0	11	0	1	357
MIAMI	0	1	494	2	426	0	0	74	64	0	15	1,076
MIAMISBURG	0	1	386	0	213	0	15	0	61	0	0	676
MIDDLETOWN	0	15	364	0	73	0	7	0	12	0	0	471
MORROW COUNTY	0	1	166	22	36	0	38	0	65	0	0	328
MOUNT VERNON	1	6	283	0	50	0	4	0	2	0	26	372
NAPOLEON	0	1	152	0	31	0	9	0	1	0	0	194
NEW PHILADELPHIA	5	8	314	119	10	0	17	0	57	0	8	538
NEWTON FALLS	0	16	81	0	62	0	29	0	9	0	0	197
NILES	0	0	132	0	81	0	16	1	27	0	12	269
NORWALK	3	1	432	0	24	0	7	0	25	0	9	501
OAKWOOD	0	0	11	0	7	0	1	0	0	0	0	19
OBERLIN	0	1	246	0	32	0	31	0	27	0	0	337
OREGON	0	3	161	0	27	0	26	2	36	0	1	256
OTTAWA COUNTY	6	3	315	0	61	0	37	0	13	0	189	624
PAINESVILLE	0	0	429	51	47	0	11	0	9	0	1	548
PARMA	0	2	582	11	78	0	17	131	35	0	0	856
PERRYSBURG	0	0	712	0	13	0	13	0	92	0	0	830
PORTAGE CO. - KENT	1	0	394	0	170	1	23	45	53	2	0	689
PORTAGE CO. - RAV.	2	2	842	0	446	0	72	25	124	8	0	1,521
PORTSMOUTH	0	0	498	0	98	0	22	6	108	0	1	733
ROCKY RIVER	5	1	660	62	30	0	8	18	79	0	0	863
SANDUSKY	0	31	432	0	130	0	18	0	122	0	2	735
SHAKER HEIGHTS	0	3	205	0	0	0	8	0	22	0	44	282
SHELBY	0	0	20	0	37	0	0	0	3	0	0	60
SIDNEY	1	1	256	0	102	0	11	1	11	0	0	383
SOUTH EUCLID	1	0	61	0	8	0	1	0	5	0	0	76
STEUBENVILLE	0	0	93	0	9	0	1	3	0	0	0	106
STRUTHERS	0	1	85	0	47	9	6	1	11	0	0	160
SYLVANIA	2	0	696	0	252	0	18	0	201	0	0	1,169
TIFFIN	3	0	151	0	57	2	10	0	8	0	0	231
TOLEDO	0	2	478	38	159	0	65	13	392	0	100	1,247
TOLEDO HOUSING	0	0	0	0	0	0	0	1	0	0	0	1
UPPER SANDUSKY	0	6	206	0	20	0	3	0	7	0	0	242
VAN WERT COUNTY	0	0	154	1	55	2	11	0	14	0	2	239
VANDALIA	0	0	542	0	53	0	22	0	102	0	0	719
VERMILION	0	1	153	0	121	1	3	1	25	0	2	307
WADSWORTH	14	2	271	0	0	0	20	1	17	2	2	329
WARREN	0	0	468	0	70	0	29	14	58	0	6	645
WASHINGTON CH.	0	13	232	0	77	1	6	0	9	0	0	338
WAYNE COUNTY	8	59	324	166	13	0	18	0	0	0	0	588
WILLOUGHBY	4	2	694	0	0	0	1	0	0	0	7	708
XENIA	0	2	353	0	90	0	10	0	33	0	0	488
YOUNGSTOWN	0	0	51	0	36	0	9	0	28	0	35	159
ZANESVILLE	0	3	146	0	4	0	2	0	0	0	0	155
STATEWIDE	264	809	46,521	1,000	10,137	60	2,588	1,343	7,382	27	3,484	73,615

**MUNICIPAL COURTS**

O.V.I. Cases

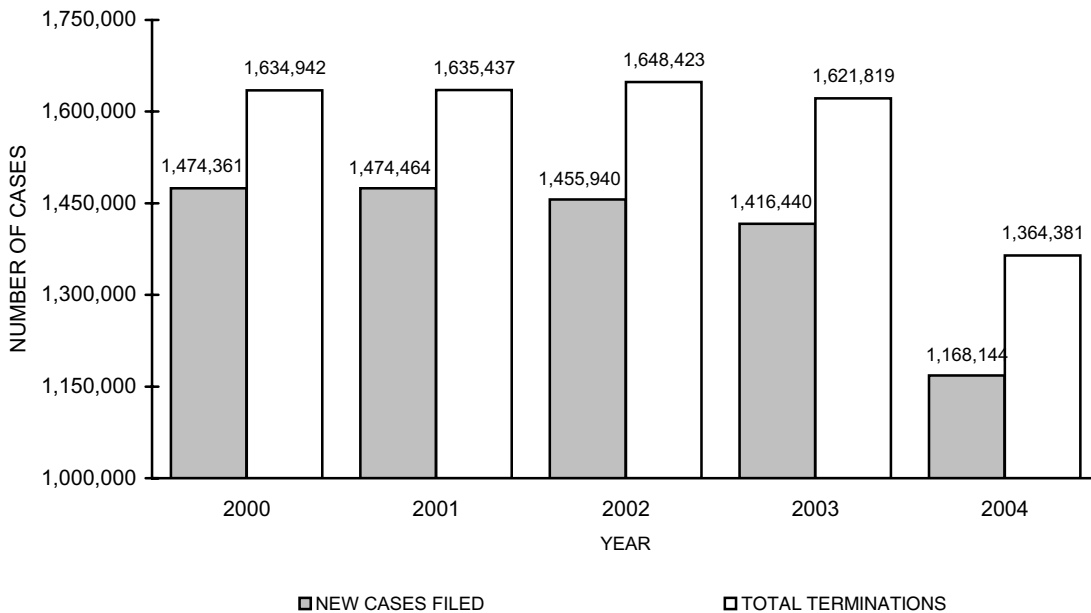
2000-2004



**MUNICIPAL COURTS**

Other Traffic Cases

2000-2004



**MUNICIPAL COURTS**  
**OTHER TRAFFIC OVERALL CASELOADS**  
**2004**

COURT	CASES PENDING JANUARY 1	NEW FILINGS	REACTIVATIONS AND TRANSFERS	TOTAL CASES	TOTAL TERMIN- ATIONS	CLEARANCE RATE	CASES PENDING DECEMBER 31	CASES PENDING BEYOND TIME GUIDELINES
AKRON	9,972	25,375	2,958	38,305	28,668	101.2%	9,637	0
ALLIANCE	121	3,333	1	3,455	3,333	100.0%	122	0
ASHLAND	271	8,850	388	9,509	9,288	100.5%	221	0
ASHTABULA	527	3,439	356	4,322	3,965	104.5%	357	60
ATHENS COUNTY	224	5,095	291	5,610	5,356	99.4%	254	0
AUGLAIZE COUNTY	272	6,208	79	6,559	6,309	100.3%	250	2
AVON LAKE	91	941	21	1,053	934	97.1%	119	0
BARBERTON	332	7,781	763	8,876	8,551	100.1%	325	22
BEDFORD	1,249	8,469	814	10,532	9,650	104.0%	882	2
BELLEFONTAINE	278	5,833	230	6,341	6,160	101.6%	181	0
BELLEVUE	27	1,635	14	1,676	1,661	100.7%	15	0
BEREA	1,060	5,157	710	6,927	6,180	105.3%	747	0
BOWLING GREEN	429	9,305	13	9,747	9,381	100.7%	366	0
BROWN COUNTY	708	7,049	412	8,169	7,574	101.5%	595	48
BRYAN	262	7,217	940	8,419	8,128	99.6%	291	0
CAMBRIDGE	243	7,354	32	7,629	7,211	97.6%	418	2
CAMPBELL	170	2,089	7	2,266	1,955	93.3%	311	0
CANTON	713	12,507	575	13,795	13,246	101.3%	549	0
CELINA	127	2,896	49	3,072	2,997	101.8%	75	3
CHAMPAIGN COUNTY	47	2,200	74	2,321	2,265	99.6%	56	0
CHARDON	226	8,499	418	9,143	8,894	99.7%	249	1
CHILLICOTHE	884	7,741	1,104	9,729	8,962	101.3%	767	0
CIRCLEVILLE	384	7,969	582	8,935	8,495	99.3%	440	0
CLARK COUNTY	477	11,921	859	13,257	12,756	99.8%	501	0
CLERMONT COUNTY	979	21,040	5,047	27,066	26,458	101.4%	608	17
CLEVELAND	6,502	78,306	37,780	122,588	115,612	99.6%	6,976	16
CLEVELAND HEIGHTS	1,036	18,315	3,169	22,520	21,457	99.9%	1,063	4
CLEVELAND HOUSING	0	0	0	0	0	-	0	0
CLINTON COUNTY	797	9,480	27	10,304	9,648	101.5%	656	0
COLUMBIANA COUNTY	410	6,053	429	6,892	6,615	102.1%	277	0
CONNEAUT	40	1,923	76	2,039	1,990	99.5%	49	0
COSHOCTON	24	1,587	246	1,857	1,817	99.1%	40	0
CRAWFORD COUNTY	270	6,029	6	6,305	6,124	101.5%	181	0
CUYAHOGA FALLS	1,036	17,234	461	18,731	17,373	98.2%	1,358	0
DAYTON	1,516	17,773	5,076	24,365	23,572	103.2%	793	0
DEFIANCE	160	4,741	543	5,444	5,311	100.5%	133	0
DELAWARE	667	14,462	947	16,076	15,484	100.5%	592	0
EAST CLEVELAND	303	3,406	974	4,683	4,103	93.7%	580	0
EAST LIVERPOOL	152	2,774	33	2,959	2,793	99.5%	166	46
EATON	504	6,851	844	8,199	7,768	100.9%	431	19
ELYRIA	1,088	9,476	395	10,959	10,276	104.1%	683	0
EUCLID	400	5,928	10	6,338	5,950	100.2%	388	0
FAIRBORN	410	9,356	599	10,365	9,972	100.2%	393	1
FAIRFIELD	149	3,138	284	3,571	3,460	101.1%	111	0
FINDLAY	405	10,116	418	10,939	10,585	100.5%	354	0
FOSTORIA	61	1,128	63	1,252	1,175	98.7%	77	1
FRANKLIN	1,260	4,815	701	6,776	6,607	119.8%	169	20
FRANKLIN COUNTY	7,436	115,407	41,467	164,310	158,025	100.7%	6,285	1,253
FRANKLIN CO. ENVIRO.	134	1,940	412	2,486	2,394	101.8%	92	0
FREMONT	231	3,977	223	4,431	4,309	102.6%	122	0
GALLIPOLIS	417	4,822	1,050	6,289	5,865	99.9%	424	0
GARFIELD HEIGHTS	407	8,131	1,428	9,966	9,588	100.3%	378	0
GIRARD	435	4,125	363	4,923	4,627	103.1%	296	16
HAMILTON	390	10,167	2,238	12,795	12,329	99.4%	466	3
HAMILTON COUNTY	19,264	93,948	22,551	135,763	114,579	98.4%	21,184	0
HARDIN COUNTY	74	1,966	152	2,192	2,140	101.0%	52	0
HILLSBORO	218	3,338	69	3,625	3,374	99.0%	251	0
HOCKING COUNTY	319	2,604	3	2,926	2,374	91.1%	552	193
HURON	87	2,966	4	3,057	2,945	99.2%	112	2
IRONTON	345	3,258	41	3,644	3,402	103.1%	242	0
JACKSON COUNTY	371	5,277	759	6,407	6,140	101.7%	267	0
KETTERING	376	13,710	623	14,709	14,327	100.0%	382	0
LAKEWOOD	540	6,531	14	7,085	6,475	98.9%	610	0

**MUNICIPAL COURTS**  
OTHER TRAFFIC OVERALL CASELOADS (continued)

2004

COURT	CASES PENDING JANUARY 1	NEW FILINGS	REACTIVATIONS AND TRANSFERS	TOTAL CASES	TOTAL TERMIN- ATIONS	CLEARANCE RATE	CASES PENDING DECEMBER 31	CASES PENDING BEYOND TIME GUIDELINES
LANCASTER (Fairfield County)	560	11,378	493	12,431	11,833	99.7%	598	0
LAWRENCE COUNTY	280	3,296	369	3,945	3,819	104.2%	126	0
LEBANON	311	3,287	36	3,634	3,454	103.9%	180	5
LICKING COUNTY	565	12,446	96	13,107	12,705	101.3%	402	0
LIMA	1,276	12,339	258	13,873	12,696	100.8%	1,177	97
LORAIN	1,878	6,940	239	9,057	8,539	118.9%	518	10
LYNDHURST	194	15,354	786	16,334	16,220	100.5%	114	15
MADISON COUNTY	242	9,308	558	10,108	9,767	99.0%	341	0
MANSFIELD	625	12,475	1,278	14,378	13,583	98.8%	795	7
MARIETTA	681	5,491	442	6,614	6,349	107.0%	265	24
MARION	636	9,859	514	11,009	10,596	102.1%	413	0
MARYSVILLE	315	6,099	413	6,827	6,630	101.8%	197	0
MASON	212	5,492	89	5,793	5,678	101.7%	115	0
MASSILLON	375	7,593	200	8,168	7,939	101.9%	229	0
MAUMEE	851	8,820	1,000	10,671	9,981	101.6%	690	7
MEDINA	547	10,428	456	11,431	10,862	99.8%	569	8
MENTOR	202	7,802	354	8,358	8,171	100.2%	187	1
MIAMI	583	10,724	682	11,989	11,462	100.5%	527	0
MIAMISBURG	665	7,554	1,012	9,231	8,691	101.5%	540	0
MIDDLETOWN	206	8,819	557	9,582	9,214	98.3%	368	2
MORROW COUNTY	264	4,822	511	5,597	5,445	102.1%	152	70
MOUNT VERNON	293	4,884	13	5,190	4,984	101.8%	206	5
NAPOLEON	100	2,970	0	3,070	2,938	98.9%	132	0
NEW PHILADELPHIA	610	6,635	445	7,690	7,292	103.0%	398	71
NEWTON FALLS	623	6,158	292	7,073	6,261	97.1%	812	0
NILES	162	1,654	261	2,077	1,861	97.2%	216	37
NORWALK	319	9,768	379	10,466	10,232	100.8%	234	0
OAKWOOD	539	1,201	50	1,790	1,219	97.4%	571	0
OBERLIN	563	6,887	421	7,871	7,423	101.6%	448	3
OREGON	153	3,439	517	4,109	3,939	99.6%	170	1
OTTAWA COUNTY	276	4,200	304	4,780	4,477	99.4%	303	2
PAINESVILLE	292	7,744	239	8,275	8,070	101.1%	205	0
PARMA	1,955	7,585	69	9,609	7,619	99.5%	1,990	0
PERRYSBURG	1,231	7,323	207	8,761	7,560	100.4%	1,201	0
PORTAGE CO. - KENT	476	5,491	565	6,532	6,197	102.3%	335	0
PORTAGE CO. - RAV.	1,280	15,439	1,084	17,803	16,909	102.3%	894	43
PORTSMOUTH	401	5,982	1,068	7,451	7,149	101.4%	302	0
ROCKY RIVER	1,162	24,755	2,220	28,137	27,226	100.9%	911	4
SANDUSKY	438	6,027	362	6,827	6,336	99.2%	491	0
SHAKER HEIGHTS	3,478	10,489	992	14,959	11,442	99.7%	3,517	0
SHELBY	32	1,037	0	1,069	1,016	98.0%	53	4
SIDNEY	219	5,132	292	5,643	5,402	99.6%	241	0
SOUTH EUCLID	209	3,221	300	3,730	3,516	99.9%	214	4
STEUBENVILLE	228	999	0	1,227	935	93.6%	292	0
STRUTHERS	732	2,905	136	3,773	3,157	103.8%	616	265
SYLVANIA	271	8,158	1,457	9,886	9,730	101.2%	156	0
TIFFIN	80	3,247	139	3,466	3,359	99.2%	107	3
TOLEDO	3,213	32,790	19,294	55,297	51,822	99.5%	3,475	0
TOLEDO HOUSING	0	0	0	0	0	-	0	0
UPPER SANDUSKY	193	6,010	252	6,455	6,268	100.1%	187	0
VAN WERT COUNTY	270	5,660	0	5,930	5,711	100.9%	219	0
VANDALIA	409	12,228	1,851	14,488	13,984	99.3%	504	2
VERMILION	134	2,873	529	3,536	3,409	100.2%	127	1
WADSWORTH	296	5,752	262	6,310	6,001	99.8%	309	0
WARREN	694	8,578	1,289	10,561	9,961	101.0%	600	11
WASHINGTON C.H.	138	4,041	318	4,497	4,384	100.6%	113	0
WAYNE COUNTY	435	11,185	24	11,644	11,389	101.6%	255	0
WILLOUGHBY	995	12,578	36	13,609	12,481	98.9%	1,128	0
XENIA	510	10,849	871	12,230	11,767	100.4%	463	2
YOUNGSTOWN	691	5,312	1,123	7,126	6,666	103.6%	460	28
ZANESVILLE	32	1,671	0	1,703	1,693	101.3%	10	0
124	103,907	1,168,144	189,219	1,461,270	1,364,381	100.5%	96,889	2,463

**MUNICIPAL COURTS**  
**OTHER TRAFFIC TERMINATIONS**  
**2004**

COURT	GUILTY/NO CONTEST				GUILTY/NO CONTEST TO REDUCED SPEEDY TRIAL	DISMISSAL: LACK OF SPEEDY TRIAL	OTHER DISMISSALS	VIOLATIONS BUREAU	TRANSFERRED OUT	UNAVAIL- ABILITY OF PARTY	BANKRUPTCY		OTHER TERMINATIONS
	JURY TRIAL	COURT TRIAL	TO ORIGINAL CHARGE JUDGE	MAGISTRATE							STAY / INTER-LOCUTORY APPEAL	OTHER	
AKRON	3	17	3,222	6,710	1,183	4	1,408	14,143	570	923	0	485	
ALLIANCE	0	81	925	0	69	0	91	2,022	0	0	0	145	
ASHLAND	2	84	3,001	0	22	0	65	5,707	0	407	0	0	
ASHTABULA	0	14	845	346	3	4	275	1,897	0	320	0	261	
ATHENS COUNTY	0	91	878	0	192	0	140	3,727	3	319	0	6	
AUGLAIZE COUNTY	7	31	582	2	170	12	84	4,952	0	451	0	18	
AVON LAKE	2	0	394	0	125	6	38	331	7	29	0	2	
BARBERTON	1	42	3,152	0	103	1	175	4,236	132	707	0	2	
BEDFORD	1	349	2,773	1,407	41	7	303	3,354	17	897	0	501	
BELLEFONTAINE	0	36	1,043	0	14	0	47	4,803	0	217	0	0	
BELLEVUE	0	1	266	0	15	6	10	1,305	1	57	0	0	
BEREA	2	177	1,662	287	92	2	403	2,427	0	637	0	491	
BOWLING GREEN	0	11	613	798	354	0	307	7,038	3	94	0	163	
BROWN COUNTY	1	23	438	1	117	0	102	6,331	0	544	0	17	
BRYAN	0	4	755	0	49	1	74	6,095	0	1,042	0	108	
CAMBRIDGE	0	179	473	273	37	0	74	4,054	0	2,096	0	25	
CAMPBELL	2	1	709	0	125	2	72	1,044	0	0	0	0	
CANTON	0	89	2,802	5,265	159	1	1,181	3,208	44	497	0	0	
CELINA	0	21	1,461	0	10	0	24	1,438	0	43	0	0	
CHAMPAIGN COUNTY	0	28	589	0	17	0	143	1,424	0	64	0	0	
CHARDON	1	155	1,324	1	97	0	139	6,764	1	321	0	91	
CHILLICOTHE	1	72	1,298	0	317	0	538	5,730	0	1,004	1	1	
CIRCLEVILLE	5	124	1,214	0	84	1	204	6,315	2	546	0	0	
CLARK COUNTY	0	80	1,011	3,522	341	0	702	5,052	18	2,030	0	0	
CLERMONT COUNTY	0	115	4,211	1	571	2	348	15,791	33	5,384	0	2	
CLEVELAND	5	605	17,578	15,694	4,749	1	21,855	20,756	437	33,857	0	75	
CLEVELAND HEIGHTS	0	694	1,998	1,383	4	0	106	14,938	0	2,334	0	0	
CLEVELAND HOUSING	0	0	0	0	0	0	0	0	0	0	0	0	
CLINTON COUNTY	2	49	858	0	275	0	175	7,865	0	155	0	269	
COLUMBIANA COUNTY	0	15	1,161	0	80	0	83	4,815	0	461	0	0	
CONNEAUT	0	2	390	0	34	0	29	1,436	0	99	0	0	
COSHOCTON	4	14	297	13	0	1	17	1,423	0	44	2	2	
CRAWFORD COUNTY	0	35	722	0	115	2	117	4,800	3	329	1	0	
CUYAHOGA FALLS	0	453	4,222	12	294	15	627	10,847	6	794	0	103	
DAYTON	0	106	2,165	5,700	1,468	5	854	6,738	593	5,750	0	193	
DEFIANCE	0	29	1,126	0	50	0	88	3,442	0	573	0	3	
DELAWARE	1	133	693	1,299	29	0	720	11,632	0	973	0	4	
EAST CLEVELAND	2	76	1,623	320	33	1	428	717	4	892	0	7	
EAST LIVERPOOL	8	2	754	0	34	48	28	1,864	3	52	0	0	
EATON	0	2	569	0	186	0	139	6,125	0	746	0	1	
ELYRIA	0	46	2,007	518	456	1	187	6,114	5	932	0	10	
EUCLID	0	31	2,701	177	12	0	90	2,888	0	0	0	51	
FAIRBORN	0	55	1,177	874	150	0	115	6,908	1	680	0	12	
FAIRFIELD	8	41	1,262	1	7	1	126	1,465	314	194	0	41	
FINDLAY	0	11	1,226	0	92	1	114	3,237	33	329	0	5,542	
FOSTORIA	0	12	404	0	23	0	25	630	2	79	0	0	
FRANKLIN	0	16	1,202	1	79	0	126	3,471	51	443	0	1,218	
FRANKLIN COUNTY	17	329	12,247	18,957	7,715	13	9,406	67,978	1,808	38,377	0	1,178	
FRANKLIN CO. ENVIRO.	1	0	720	0	37	1	149	1,059	0	378	0	49	
FREMONT	1	5	818	0	0	3	167	3,090	0	222	0	3	
GALLIPOLIS	0	18	451	0	511	2	258	3,553	3	1,040	1	28	
GARFIELD HEIGHTS	2	274	2,880	1,087	483	1	212	2,822	2	1,823	1	1	
GIRARD	0	0	744	0	269	0	564	2,563	0	484	0	3	
HAMILTON	0	111	2,550	2,472	14	0	246	4,110	21	2,751	0	54	
HAMILTON COUNTY	0	1,071	11,379	10,927	1,136	1	6,157	54,387	89	28,783	0	649	
HARDIN COUNTY	0	18	280	0	85	0	46	1,586	0	125	0	0	
HILLSBORO	0	4	581	0	51	2	141	2,478	0	80	0	37	
HOCKING COUNTY	6	0	273	1	104	75	29	1,882	4	0	0	0	
HURON	3	19	361	2	28	0	46	2,263	1	222	0	0	
IRONTON	0	3	195	1,199	1	1	152	1,683	0	168	0	0	
JACKSON COUNTY	1	90	987	0	102	3	56	4,257	0	633	0	11	
KETTERING	0	122	2,008	0	759	0	100	10,101	0	747	0	490	
LAKESWOOD	0	281	1,617	0	143	0	187	3,884	27	0	0	336	

**MUNICIPAL COURTS**  
**OTHER TRAFFIC TERMINATIONS (continued)**  
**2004**

COURT	JURY TRIAL	COURT TRIAL	GUILTY/NO CONTEST		GUILTY/NO CONTEST TO REDUCED	DISMISSAL: LACK OF SPEEDY TRIAL	OTHER DISMISSALS	VIOLATIONS BUREAU	TRANSFERRED OUT	UNAVAILABILITY OF PARTY	BANKRUPTCY		OTHER TERMINATIONS
			ORIGINAL CHARGE	MAGISTRATE							STAY / INTER-LOCUTORY APPEAL	TERMINATIONS	
LANCASTER (Fairfield County)	0	39	1,783	0	175	0	152	8,872	0	811	0	1	
LAWRENCE COUNTY	0	76	303	268	0	0	85	2,653	4	430	0	0	
LEBANON	2	20	586	0	138	1	86	2,300	3	318	0	0	
LICKING COUNTY	1	245	1,962	0	2	2	274	9,139	0	1,075	2	3	
LIMA	0	72	1,640	808	113	0	875	9,064	27	0	0	97	
LORAIN	0	59	4,336	0	44	7	202	169	64	2,082	0	1,576	
LYNDHURST	0	90	4,436	103	77	1	129	10,451	10	869	0	54	
MADISON COUNTY	0	158	770	0	134	0	69	7,905	0	731	0	0	
MANSFIELD	0	33	1,239	937	182	0	385	9,540	34	1,099	0	134	
MARIETTA	0	69	805	0	9	0	88	4,362	0	447	0	569	
MARION	1	34	2,416	0	89	0	208	7,209	0	638	0	1	
MARYSVILLE	1	112	561	0	11	0	267	5,263	2	411	0	2	
MASON	1	77	1,053	0	101	0	114	4,010	3	316	0	3	
MASSILLON	1	23	321	1,207	232	1	65	5,885	30	172	0	2	
MAUMEE	0	9	1,250	0	371	0	207	6,811	0	978	0	355	
MEDINA	0	115	946	1,335	237	1	166	7,674	0	387	0	1	
MENTOR	0	18	1,455	0	120	0	548	5,630	4	383	0	13	
MIAMI	0	22	1,032	915	610	19	333	7,654	106	755	0	16	
MIAMISBURG	0	1	1,337	732	746	0	367	4,365	0	1,085	0	58	
MIDDLETOWN	0	131	3,078	0	457	0	615	4,318	0	613	0	2	
MORROW COUNTY	0	15	338	0	143	0	157	4,290	0	502	0	0	
MOUNT VERNON	0	47	565	0	8	0	132	3,906	0	48	0	278	
NAPOLEON	0	13	528	0	82	1	62	2,161	0	82	7	2	
NEW PHILADELPHIA	1	53	612	780	2	0	92	5,284	2	409	0	57	
NEWTON FALLS	2	38	2,249	0	195	1	118	3,620	0	38	0	0	
NILES	0	4	462	0	53	2	63	936	1	321	0	19	
NORWALK	0	5	1,185	0	213	0	20	8,308	0	442	1	58	
OAKWOOD	0	0	296	0	71	0	52	793	0	7	0	0	
OBERLIN	2	30	1,234	0	323	0	207	4,960	0	666	0	1	
OREGON	0	18	1,609	0	125	0	241	1,454	5	487	0	0	
OTTAWA COUNTY	13	52	681	0	88	1	194	3,132	0	252	0	64	
PAINESVILLE	0	1	1,428	439	14	0	342	5,610	2	215	0	19	
PARMA	2	28	656	2,021	438	0	292	3,341	553	202	0	86	
PERRYSBURG	2	35	1,195	0	82	0	96	5,503	1	645	0	1	
PORTAGE CO. - KENT	1	11	594	559	519	2	149	3,632	81	639	3	7	
PORTAGE CO. - RAV.	1	22	997	778	1,007	5	581	12,584	38	877	10	9	
PORTSMOUTH	0	0	1,763	0	49	0	310	3,798	7	1,214	0	8	
ROCKY RIVER	0	48	1,269	3,325	1,505	0	719	17,902	125	2,325	0	8	
SANDUSKY	0	135	1,965	0	75	0	267	3,416	4	462	0	12	
SHAKER HEIGHTS	2	52	4,924	15	6	2	254	4,895	0	1,270	0	22	
SHELBY	1	0	203	0	52	0	5	730	0	25	0	0	
SIDNEY	0	37	805	0	178	0	108	3,941	0	331	2	0	
SOUTH EUCLID	0	29	1,493	0	188	0	62	1,469	0	275	0	0	
STEUBENVILLE	0	11	485	0	33	0	29	368	8	0	0	1	
STRUTHERS	1	24	687	0	451	45	64	1,598	2	255	0	30	
SYLVANIA	1	9	1,407	0	738	0	470	5,584	0	1,521	0	0	
TIFFIN	7	40	683	0	58	5	31	2,342	0	187	0	6	
TOLEDO	0	30	7,574	7,020	2,643	0	3,048	11,159	0	19,983	0	365	
TOLEDO HOUSING	0	0	0	0	0	0	0	0	0	0	0	0	
UPPER SANDUSKY	3	57	615	0	9	0	28	5,272	0	283	0	1	
VAN WERT COUNTY	10	10	674	0	58	3	128	4,619	0	38	0	171	
VANDALIA	0	46	4,027	0	471	0	278	7,069	0	2,092	0	1	
VERMILION	0	15	1,300	0	216	7	36	1,262	0	563	0	10	
WADSWORTH	0	79	831	0	122	0	134	4,364	0	342	0	129	
WARREN	0	9	2,758	0	165	1	577	5,154	12	1,270	0	15	
WASHINGTON C.H.	0	64	607	0	103	3	48	3,171	0	381	0	7	
WAYNE COUNTY	2	307	812	792	9	0	144	9,169	0	99	0	55	
WILLOUGHBY	0	37	3,852	0	0	0	396	8,081	3	37	0	75	
XENIA	0	31	2,902	0	98	0	165	7,540	0	1,022	0	9	
YOUNGSTOWN	1	8	1,267	1,736	512	0	423	1,296	66	1,092	0	265	
ZANESVILLE	0	40	607	0	114	0	13	909	0	0	0	10	
<b>124</b>	<b>148</b>	<b>9,490</b>	<b>207,315</b>	<b>103,020</b>	<b>38,979</b>	<b>337</b>	<b>66,682</b>	<b>716,891</b>	<b>5,435</b>	<b>198,677</b>	<b>31</b>	<b>17,376</b>	

**MUNICIPAL COURTS**  
**PERSONAL INJURY AND PROPERTY DAMAGE OVERALL CASELOADS**  
2004

COURT	CASES PENDING JANUARY 1	NEW FILINGS	REACTIVATIONS AND TRANSFERS	TOTAL CASES	TOTAL TERMIN- ATIONS	CLEARANCE RATE	CASES PENDING DECEMBER 31	CASES PENDING BEYOND TIME GUIDELINES
AKRON	224	476	38	738	585	113.8%	153	0
ALLIANCE	14	33	2	49	38	108.6%	11	0
ASHLAND	22	33	6	61	47	120.5%	14	0
ASHTABULA	9	56	9	74	64	98.5%	10	0
ATHENS COUNTY	19	55	2	76	58	101.8%	18	0
AUGLAIZE COUNTY	14	14	0	28	21	150.0%	7	0
AVON LAKE	12	23	0	35	17	73.9%	18	0
BARBERTON	44	98	1	143	111	112.1%	32	1
BEDFORD	27	97	1	125	95	96.9%	30	0
BELLEFONTAINE	18	50	0	68	52	104.0%	16	0
BELLEVUE	11	7	0	18	16	228.6%	2	0
BEREA	104	75	8	187	125	150.6%	62	0
BOWLING GREEN	27	44	0	71	56	127.3%	15	0
BROWN COUNTY	23	24	1	48	35	140.0%	13	0
BRYAN	14	27	1	42	35	125.0%	7	0
CAMBRIDGE	21	30	0	51	40	133.3%	11	2
CAMPBELL	7	11	0	18	11	100.0%	7	0
CANTON	124	289	1	414	322	111.0%	92	1
CELINA	12	35	0	47	35	100.0%	12	0
CHAMPAIGN COUNTY	16	50	0	66	52	104.0%	14	0
CHARDON	20	47	4	71	49	96.1%	22	0
CHILLICOTHE	71	102	10	183	138	123.2%	45	0
CIRCLEVILLE	16	47	1	64	46	95.8%	18	0
CLARK COUNTY	156	262	0	418	319	121.8%	99	0
CLERMONT COUNTY	52	83	2	137	87	102.4%	50	0
CLEVELAND	1,019	1,219	311	2,549	1,770	115.7%	779	2
CLEVELAND HEIGHTS	44	67	0	111	70	104.5%	41	0
CLEVELAND HOUSING	0	0	0	0	0	-	0	0
CLINTON COUNTY	25	64	0	89	69	107.8%	20	0
COLUMBIANA COUNTY	13	38	2	53	37	92.5%	16	0
CONNEAUT	6	14	0	20	16	114.3%	4	0
COSHOCTON	11	37	1	49	46	121.1%	3	0
CRAWFORD COUNTY	11	35	0	46	43	122.9%	3	0
CUYAHOGA FALLS	233	195	0	428	220	112.8%	208	0
DAYTON	1,149	471	0	1,620	520	110.4%	1,100	0
DEFIANCE	12	33	1	46	37	108.8%	9	0
DELAWARE	39	95	4	138	107	108.1%	31	0
EAST CLEVELAND	0	0	0	0	0	-	0	0
EAST LIVERPOOL	8	20	1	29	21	100.0%	8	1
EATON	9	25	0	34	24	96.0%	10	0
ELYRIA	197	277	10	484	344	119.9%	140	0
EUCLID	23	55	3	81	59	101.7%	22	0
FAIRBORN	36	57	2	95	69	116.9%	26	0
FAIRFIELD	47	56	0	103	70	125.0%	33	0
FINDLAY	1	4	0	5	1	25.0%	4	0
FOSTORIA	11	20	0	31	25	125.0%	6	0
FRANKLIN	33	39	0	72	65	166.7%	7	0
FRANKLIN COUNTY	1,780	2,383	99	4,262	3,136	126.3%	1,126	35
FRANKLIN CO. ENVIRO.	0	0	0	0	0	-	0	0
FREMONT	14	19	1	34	29	145.0%	5	0
GALLIPOLIS	5	27	3	35	27	90.0%	8	0
GARFIELD HEIGHTS	32	110	2	144	115	102.7%	29	0
GIRARD	34	47	0	81	58	123.4%	23	1
HAMILTON	149	183	7	339	237	124.7%	102	12
HAMILTON COUNTY	1,589	1,942	110	3,641	1,849	90.1%	1,792	0
HARDIN COUNTY	9	20	0	29	26	130.0%	3	0
HILLSBORO	0	0	0	0	0	-	0	0
HOCKING COUNTY	8	15	0	23	20	133.3%	3	0
HURON	6	7	0	13	11	157.1%	2	0
IRONTON	9	28	0	37	31	110.7%	6	0
JACKSON COUNTY	18	30	0	48	36	120.0%	12	0
KETTERING	41	82	3	126	93	109.4%	33	0
LAKEWOOD	55	28	0	83	42	150.0%	41	0

MUNICIPAL COURTS

PERSONAL INJURY AND PROPERTY DAMAGE OVERALL CASELOADS (continued)

2004

COURT	CASES PENDING JANUARY 1	NEW FILINGS	REACTIVATIONS AND TRANSFERS	TOTAL CASES	TOTAL TERMIN- ATIONS	CLEARANCE RATE	CASES PENDING DECEMBER 31	CASES PENDING BEYOND TIME GUIDELINES
LANCASTER	54	137	1	192	140	101.4%	52	0
LAWRENCE COUNTY	14	25	3	42	30	107.1%	12	0
LEBANON	16	27	0	43	30	111.1%	13	2
LICKING COUNTY	70	160	3	233	184	112.9%	49	0
LIMA	112	160	3	275	208	127.6%	67	1
LORAIN	46	130	20	196	162	108.0%	34	2
LYNDHURST	27	47	1	75	54	112.5%	21	0
MADISON COUNTY	10	22	1	33	22	95.7%	11	0
MANSFIELD	129	121	6	256	188	148.0%	68	0
MARIETTA	0	0	0	0	0	-	0	0
MARION	53	95	1	149	117	121.9%	32	0
MARYSVILLE	12	30	0	42	24	-	18	0
MASON	5	33	4	42	27	73.0%	15	0
MASSILLON	87	155	6	248	194	120.5%	54	0
MAUMEE	25	32	0	57	46	143.8%	11	0
MEDINA	38	77	3	118	81	101.3%	37	0
MENTOR	17	41	1	59	48	114.3%	11	0
MIAMI	54	88	20	162	124	114.8%	38	0
MIAMISBURG	47	98	3	148	100	99.0%	48	0
MIDDLETOWN	80	116	3	199	141	118.5%	58	1
MORROW COUNTY	9	26	0	35	20	76.9%	15	0
MOUNT VERNON	9	51	0	60	46	90.2%	14	0
NAPOLEON	16	11	0	27	19	172.7%	8	0
NEW PHILADELPHIA	37	43	2	82	60	133.3%	22	0
NEWTON FALLS	16	17	1	34	21	116.7%	13	0
NILES	30	59	2	91	68	111.5%	23	0
NORWALK	17	32	2	51	44	129.4%	7	0
OAKWOOD	1	0	1	2	2	200.0%	0	0
OBERLIN	7	27	0	34	29	107.4%	5	0
OREGON	4	1	5	10	6	100.0%	4	0
OTTAWA COUNTY	16	15	0	31	24	160.0%	7	0
PAINESVILLE	50	83	10	143	106	114.0%	37	0
PARMA	51	172	2	225	197	113.2%	28	0
PERRYSBURG	42	51	11	104	65	104.8%	39	0
PORTAGE COUNTY-KENT	11	19	5	35	25	104.2%	10	0
PORTAGE COUNTY-RAV.	51	85	4	140	100	112.4%	40	0
PORTSMOUTH	92	96	55	243	179	118.5%	64	0
ROCKY RIVER	31	62	2	95	71	110.9%	24	0
SANDUSKY	42	78	0	120	87	111.5%	33	0
SHAKER HEIGHTS	28	62	1	91	63	100.0%	28	0
SHELBY	0	0	0	0	0	-	0	0
SIDNEY	18	35	0	53	44	125.7%	9	0
SOUTH EUCLID	18	29	1	48	38	126.7%	10	0
STEBENVILLE	1	0	0	1	0	-	1	0
STRUTHERS	7	14	0	21	15	107.1%	6	1
SYLVANIA	40	86	2	128	105	119.3%	23	0
TIFFIN	13	28	1	42	31	106.9%	11	0
TOLEDO	808	1,136	226	2,170	1,456	106.9%	714	0
TOLEDO HOUSING	132	357	42	531	314	78.7%	217	0
UPPER SANDUSKY	8	9	1	18	16	160.0%	2	0
VAN WERT COUNTY	3	9	0	12	7	77.8%	5	0
VANDALIA	44	64	3	111	86	128.4%	25	0
VERMILION	4	14	0	18	13	92.9%	5	0
WADSWORTH	16	28	2	46	39	130.0%	7	0
WARREN	87	141	14	242	164	105.8%	78	1
WASHINGTON CH.	23	28	0	51	37	132.1%	14	0
WAYNE COUNTY	137	65	0	202	67	103.1%	135	20
WILLOUGHBY	45	93	5	143	111	113.3%	32	0
XENIA	23	42	3	68	46	102.2%	22	0
YOUNGSTOWN	141	156	5	302	94	58.4%	208	0
ZANESVILLE	20	60	0	80	60	100.0%	20	0
STATEWIDE	10,797	14,788	1,134	26,719	17,670	111.0%	9,049	83

124



**MUNICIPAL COURTS**  
**PERSONAL INJURY AND PROPERTY DAMAGE TERMINATIONS**  
**2004**

COURT	JURY TRIAL	COURT TRIAL	DEFAULT HEARING BY JUDGE	DEFAULT HEARING BY MAGISTRATE	DISMISSAL FOR WANT OF PROSECUTION	OTHER DISMISSALS	TRANSFERRED OUT	PRIVATE JUDGE REFERRAL	UNAVAILABLE OF PARTY	BANKRUPTCY		TOTAL TERMINATIONS
										STAY / INTER-LOCUTORY APPEAL	OTHER TERMINATIONS	
AKRON	3	14	375	0	27	144	8	0	0	7	7	585
ALLIANCE	2	0	20	0	2	13	1	0	0	0	0	38
ASHLAND	0	1	26	0	0	16	0	0	0	1	3	47
ASHTABULA	0	1	39	0	0	23	1	0	0	0	0	64
ATHENS COUNTY	0	3	35	0	5	7	1	0	0	1	6	58
AUGLAIZE COUNTY	0	0	16	0	0	4	0	0	0	0	1	21
AVON LAKE	0	1	7	0	0	8	0	0	0	0	1	17
BARBERTON	2	5	74	0	0	27	2	0	0	0	1	111
BEDFORD	0	1	64	0	4	24	0	0	0	0	2	95
BELLEFONTAINE	0	0	37	0	0	14	0	0	0	1	0	52
BELLEVUE	0	0	9	0	1	4	1	0	0	0	1	16
BEREA	0	2	44	0	5	32	0	0	0	1	41	125
BOWLING GREEN	1	0	32	0	1	20	2	0	0	0	0	56
BROWN COUNTY	0	3	21	0	0	10	0	0	0	0	1	35
BRYAN	0	2	17	0	1	13	1	0	0	0	1	35
CAMBRIDGE	0	2	22	0	0	14	0	0	0	1	1	40
CAMPBELL	0	1	5	0	0	4	1	0	0	0	0	11
CANTON	0	5	218	0	12	77	0	0	0	2	8	322
CELINA	0	6	21	0	0	8	0	0	0	0	0	35
CHAMPAIGN COUNTY	2	1	27	1	2	12	2	0	0	0	5	52
CHARDON	0	1	15	0	1	21	0	0	0	2	9	49
CHILlicothe	0	10	75	1	0	43	5	0	0	1	3	138
CIRCLEVILLE	0	7	30	0	0	9	0	0	0	0	0	46
CLARK COUNTY	0	7	254	0	3	50	0	0	0	2	3	319
CLERMONT COUNTY	0	3	54	0	2	25	3	0	0	0	0	87
CLEVELAND	8	11	6	820	148	455	8	0	0	68	246	1,770
CLEVELAND HEIGHTS	0	6	28	6	4	26	0	0	0	0	0	70
CLEVELAND HOUSING	0	0	0	0	0	0	0	0	0	0	0	0
CLINTON COUNTY	0	1	50	0	0	16	0	0	0	0	2	69
COLUMBIANA COUNTY	0	0	28	0	1	8	0	0	0	0	0	37
CONNEAUT	0	1	12	0	0	3	0	0	0	0	0	16
COSHOCTON	0	0	31	0	0	8	0	0	0	0	7	46
CRAWFORD COUNTY	0	4	39	0	0	0	0	0	0	0	0	43
CUYAHOGA FALLS	2	18	113	1	3	51	0	1	0	0	31	220
DAYTON	1	8	331	0	20	74	0	0	0	5	81	520
DEFIANCE	0	5	21	0	0	11	0	0	0	0	0	37
DELAWARE	0	4	51	14	5	28	1	0	0	1	3	107
EAST CLEVELAND	0	0	0	0	0	0	0	0	0	0	0	0
EAST LIVERPOOL	1	0	15	0	2	3	0	0	0	0	0	21
EATON	0	1	22	0	0	1	0	0	0	0	0	24
ELYRIA	0	0	0	182	7	92	0	0	0	11	52	344
EUCLID	0	1	43	0	0	9	0	0	0	2	4	59
FAIRBORN	0	0	42	0	1	20	1	0	0	0	5	69
FAIRFIELD	0	1	6	46	1	9	0	1	0	0	6	70
FINDLAY	0	0	0	0	0	1	0	0	0	0	0	1
FOSTORIA	0	0	16	0	0	7	0	0	0	0	2	25
FRANKLIN	0	0	0	45	0	6	0	0	0	0	14	65
FRANKLIN COUNTY	1	32	1,833	30	0	620	6	1	0	27	586	3,136
FRANKLIN CO. ENVIRO.	0	0	0	0	0	0	0	0	0	0	0	0
FREMONT	0	0	20	0	2	5	0	0	0	0	2	29
GALLIPOLIS	0	1	14	0	0	11	1	0	0	0	0	27
GARFIELD HEIGHTS	0	3	63	0	1	43	3	0	0	2	0	115
GIRARD	0	1	33	0	3	17	0	0	0	2	2	58
HAMILTON	0	1	162	1	19	40	0	0	0	0	14	237
HAMILTON COUNTY	1	21	1,668	0	97	0	47	0	0	6	9	1,849
HARDIN COUNTY	0	3	16	0	0	6	1	0	0	0	0	26
HILLSBORO	0	0	0	0	0	0	0	0	0	0	0	0
HOCKING COUNTY	2	0	12	0	1	5	0	0	0	0	0	20
HURON	0	0	7	0	0	4	0	0	0	0	0	11
IRONTON	0	0	27	0	0	3	1	0	0	0	0	31
JACKSON COUNTY	1	0	29	0	0	5	0	1	0	0	0	36
KETTERING	0	3	61	0	3	20	2	0	0	4	0	93
LAKEWOOD	1	5	22	0	0	14	0	0	0	0	0	42

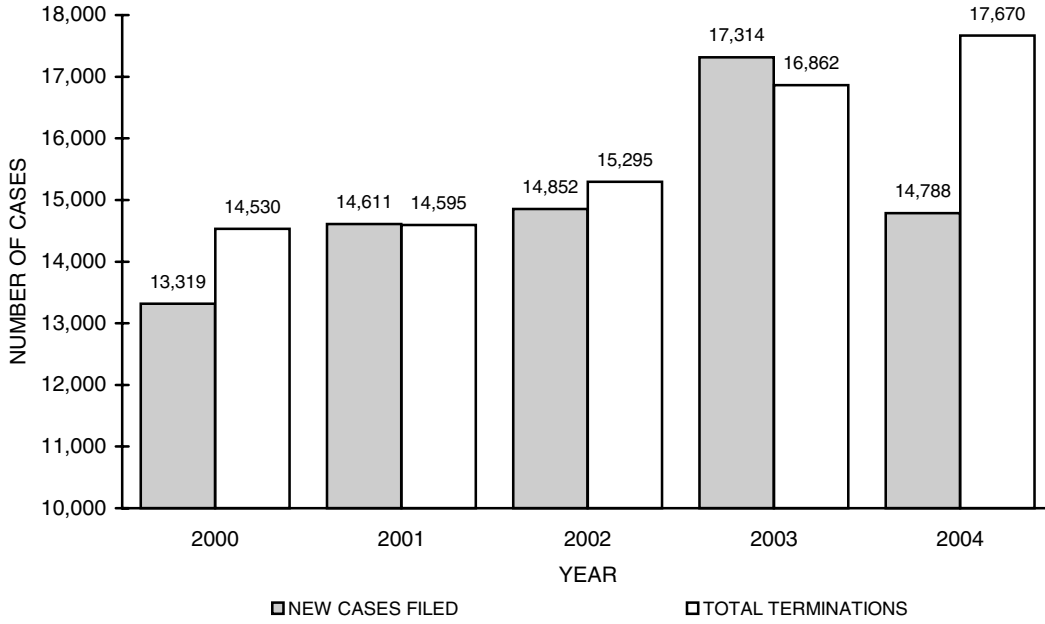
**MUNICIPAL COURTS**  
**PERSONAL INJURY AND PROPERTY DAMAGE TERMINATIONS (continued)**

2004

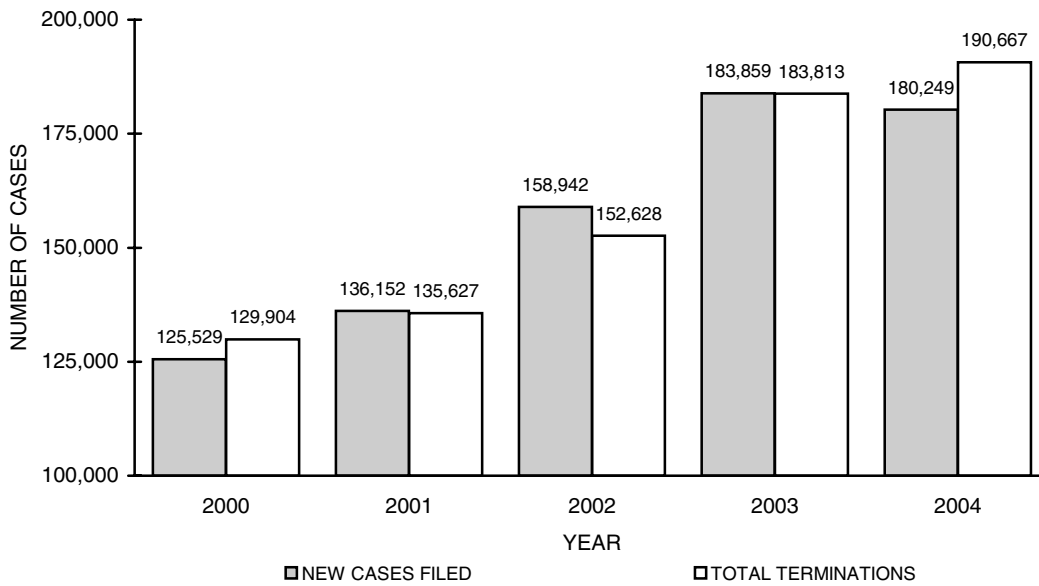
COURT	JURY TRIAL	COURT TRIAL	DISMISSAL									TOTAL TERMINATIONS
			DEFAULT HEARING BY JUDGE	DEFAULT HEARING BY MAGISTRATE	FOR WANT OF PROSECUTION	OTHER DISMISSALS	TRANSFERRED OUT	PRIVATE JUDGE REFERRAL	UNAVAILABILITY OF PARTY	STAY / INTERLOCUTORY APPEAL	OTHER TERMINATIONS	
LANCASTER	0	9	87	0	0	41	1	0	0	1	1	140
LAWRENCE COUNTY	0	2	23	2	0	3	0	0	0	0	0	30
LEBANON	0	0	22	0	6	1	0	0	0	1	0	30
LICKING COUNTY	0	0	145	0	5	32	1	0	0	1	0	184
LIMA	0	0	123	7	0	53	10	0	0	3	12	208
LORAIN	0	1	2	77	1	52	0	0	0	6	23	162
LYNDHURST	0	0	29	0	0	21	0	0	0	0	4	54
MADISON COUNTY	0	1	14	0	0	7	0	0	0	0	0	22
MANSFIELD	0	2	0	95	4	33	0	0	0	0	54	188
MARIETTA	0	0	0	0	0	0	0	0	0	0	0	0
MARION	0	1	75	0	0	29	0	0	0	1	11	117
MARYSVILLE	0	0	17	0	0	7	0	0	0	0	0	24
MASON	0	0	15	2	8	2	0	0	0	0	0	27
MASSILLON	0	1	104	0	6	73	4	0	0	4	2	194
MAUMEE	0	2	17	0	1	23	0	0	0	0	3	46
MEDINA	0	0	52	8	0	15	5	0	0	0	1	81
MENTOR	0	0	20	0	0	25	2	0	0	1	0	48
MIAMI	0	1	78	1	0	16	2	0	0	4	22	124
MIAMISBURG	0	0	75	2	2	20	1	0	0	0	0	100
MIDDLETOWN	0	10	13	81	9	25	2	0	0	1	0	141
MORROW COUNTY	0	0	0	15	0	5	0	0	0	0	0	20
MOUNT VERNON	0	1	38	0	2	5	0	0	0	0	0	46
NAPOLEON	0	0	14	0	4	0	1	0	0	0	0	19
NEW PHILADELPHIA	0	6	4	31	0	14	0	0	0	1	4	60
NEWTON FALLS	0	4	10	0	0	7	0	0	0	0	0	21
NILES	1	2	48	0	0	0	0	0	0	0	17	68
NORWALK	0	1	32	0	2	7	1	0	0	1	0	44
OAKWOOD	0	0	0	0	2	0	0	0	0	0	0	2
OBERLIN	0	1	19	0	0	8	0	0	0	0	1	29
OREGON	0	0	2	0	0	2	0	0	0	0	0	4
OTTAWA COUNTY	0	0	13	0	2	8	0	0	0	0	1	24
PAINESVILLE	1	2	51	1	4	33	1	0	0	4	9	106
PARMA	1	1	1	151	0	36	0	0	0	2	5	197
PERRYSBURG	1	1	25	0	21	16	0	1	0	0	0	65
PORTAGE COUNTY-KENT	0	1	13	0	1	5	1	0	0	1	3	25
PORTAGE COUNTY-RAV.	0	1	57	0	3	37	2	0	0	0	0	100
PORTSMOUTH	0	20	61	1	7	18	0	0	59	2	11	179
ROCKY RIVER	0	4	30	0	4	31	1	0	0	1	0	71
SANDUSKY	0	14	52	0	4	13	2	0	0	1	1	87
SHAKER HEIGHTS	0	2	39	0	2	20	0	0	0	0	0	63
SHELBY	0	0	0	0	0	0	0	0	0	0	0	0
SIDNEY	0	2	26	0	0	16	0	0	0	0	0	44
SOUTH EUCLID	0	1	20	2	0	15	0	0	0	0	0	38
STEUBENVILLE	0	0	0	0	0	0	0	0	0	0	0	0
STRUTHERS	0	1	8	0	0	5	1	0	0	0	0	15
SYLVANIA	0	1	55	0	0	49	0	0	0	0	0	105
TIFFIN	0	1	15	0	1	10	0	0	0	0	4	31
TOLEDO	2	8	677	0	52	424	82	0	5	10	196	1,456
TOLEDO HOUSING	0	0	176	1	13	102	0	0	0	1	21	314
UPPER SANDUSKY	0	0	12	0	2	2	0	0	0	0	0	16
VAN WERT COUNTY	0	0	4	0	0	3	0	0	0	0	0	7
VANDALIA	0	0	0	54	2	28	0	0	0	2	0	86
VERMILION	0	0	6	0	0	4	0	0	0	0	3	13
WADSWORTH	0	0	27	0	0	10	1	0	0	1	0	39
WARREN	1	12	98	2	0	47	3	0	0	0	1	164
WASHINGTON CH.	0	5	28	0	0	4	0	0	0	0	0	37
WAYNE COUNTY	0	0	4	2	0	31	0	0	0	4	26	67
WILLOUGHBY	0	4	45	0	43	13	1	0	1	1	3	111
XENIA	0	1	27	0	3	13	0	0	0	0	2	46
YOUNGSTOWN	0	0	24	27	0	8	0	0	0	1	34	94
ZANESVILLE	0	3	40	0	0	17	0	0	0	0	0	60
STATEWIDE	35	337	9,070	1,709	600	3,787	224	5	65	203	1,635	17,670

124

**MUNICIPAL COURTS**  
 Personal Injury and Property Damage Cases  
 2000-2004



**MUNICIPAL COURTS**  
 Contracts Cases  
 2000-2004



**MUNICIPAL COURTS**  
**CONTRACTS OVERALL CASELOADS**  
2004

COURT	CASES	NEW FILINGS	REACTIVATIONS	TOTAL CASES	TOTAL TERMIN- ATIONS	CLEARANCE RATE	CASES	CASES PENDING BEYOND TIME GUIDELINES
	PENDING JANUARY 1		AND TRANSFERS				PENDING DECEMBER 31	
AKRON	1,857	7,088	234	9,179	7,413	101.2%	1,766	0
ALLIANCE	198	1,246	3	1,447	1,168	93.5%	279	0
ASHLAND	220	733	20	973	715	95.0%	258	0
ASHTABULA	141	768	114	1,023	785	89.0%	238	0
ATHENS COUNTY	178	508	11	697	530	102.1%	167	0
AUGLAIZE COUNTY	160	719	3	882	614	85.0%	268	0
AVON LAKE	192	309	2	503	344	110.6%	159	0
BARBERTON	306	949	17	1,272	967	100.1%	305	29
BEDFORD	625	1,960	79	2,664	1,914	93.9%	750	0
BELLEFONTAINE	167	775	0	942	777	100.3%	165	0
BELLEVUE	31	224	0	255	213	95.1%	42	0
BEREA	1,399	1,404	113	2,916	2,007	132.3%	909	0
BOWLING GREEN	217	829	4	1,050	814	97.7%	236	0
BROWN COUNTY	35	68	2	105	81	115.7%	24	2
BRYAN	253	1,241	25	1,519	1,276	100.8%	243	0
CAMBRIDGE	188	707	2	897	710	100.1%	187	6
CAMPBELL	41	134	1	176	124	91.9%	52	0
CANTON	1,429	5,545	8	6,982	5,612	101.1%	1,370	5
CELINA	130	415	3	548	460	110.0%	88	0
CHAMPAIGN COUNTY	143	644	2	789	620	96.0%	169	0
CHARDON	305	786	32	1,123	918	112.2%	205	7
CHILLICOTHE	419	1,285	69	1,773	1,337	98.7%	436	0
CIRCLEVILLE	238	1,039	16	1,293	1,018	96.5%	275	0
CLARK COUNTY	700	3,097	6	3,803	3,545	114.2%	258	0
CLERMONT COUNTY	646	1,762	17	2,425	1,719	96.6%	706	8
CLEVELAND	7,090	10,389	682	18,161	10,706	96.7%	7,455	23
CLEVELAND HEIGHTS	236	1,070	0	1,306	1,136	106.2%	170	1
CLEVELAND HOUSING	0	0	2	2	1	50.0%	1	0
CLINTON COUNTY	242	666	0	908	668	100.3%	240	0
COLUMBIANA COUNTY	496	1,455	19	1,970	1,609	109.2%	361	0
CONNEAUT	34	157	2	193	155	97.5%	38	0
COSHOCTON	42	349	4	395	318	90.1%	77	0
CRAWFORD COUNTY	156	752	1	909	762	101.2%	147	0
CUYAHOGA FALLS	1,144	2,226	2	3,372	1,971	88.5%	1,401	0
DAYTON	2,454	7,499	52	10,005	8,441	111.8%	1,564	0
DEFIANCE	133	783	1	917	751	95.8%	166	0
DELAWARE	356	1,297	30	1,683	1,229	92.6%	454	1
EAST CLEVELAND	203	437	9	649	551	123.5%	98	0
EAST LIVERPOOL	108	352	5	465	371	103.9%	94	0
EATON	210	411	1	622	490	118.9%	132	8
ELYRIA	1,172	1,967	61	3,200	2,283	112.6%	917	0
EUCLID	461	1,210	44	1,715	1,166	93.0%	549	0
FAIRBORN	260	824	17	1,101	870	103.4%	231	0
FAIRFIELD	362	896	5	1,263	743	82.5%	520	3
FINDLAY	393	1,332	30	1,755	1,344	98.7%	411	0
FOSTORIA	68	459	2	529	421	91.3%	108	1
FRANKLIN	222	439	3	664	538	121.7%	126	8
FRANKLIN COUNTY	10,310	21,518	394	32,222	23,837	108.8%	8,385	1,112
FRANKLIN COUNTY ENVIRO.	0	0	0	0	0	-	0	0
FREMONT	105	614	14	733	626	99.7%	107	1
GALLIPOLIS	626	2,100	26	2,752	2,053	96.6%	699	1
GARFIELD HEIGHTS	388	1,404	26	1,818	1,326	92.7%	492	0
GIRARD	230	495	0	725	470	94.9%	255	100
HAMILTON	1,296	1,949	6	3,251	2,534	129.6%	717	77
HAMILTON COUNTY	2,272	14,023	446	16,741	15,457	106.8%	1,284	0
HARDIN COUNTY	97	487	0	584	470	96.5%	114	0
HILLSBORO	158	564	26	748	555	94.1%	193	0
HOCKING COUNTY	114	456	3	573	419	91.3%	154	1
HURON	0	0	0	0	0	-	0	0
IRONTON	98	303	0	401	303	100.0%	98	0
JACKSON COUNTY	1	3	0	4	4	133.3%	0	0
KETTERING	478	1,287	28	1,793	1,441	109.6%	352	7
LAKEWOOD	392	661	0	1,053	749	113.3%	304	0

**MUNICIPAL COURTS**  
**CONTRACTS OVERALL CASELOADS (continued)**  
2004

COURT	CASES	NEW FILINGS	REACTIVATIONS	TOTAL CASES	TOTAL	CLEARANCE RATE	CASES	CASES PENDING
	PENDING JANUARY 1		AND TRANSFERS		TERMIN- ATIONS		PENDING DECEMBER 31	BEYOND TIME GUIDELINES
LANCASTER	417	1,707	17	2,141	1,712	99.3%	429	4
LAWRENCE COUNTY	147	400	20	567	403	96.0%	164	1
LEBANON	115	158	0	273	213	134.8%	60	5
LICKING COUNTY	523	1,808	19	2,350	1,851	101.3%	499	0
LIMA	937	3,808	27	4,772	3,745	97.7%	1,027	11
LORAIN	417	1,640	504	2,561	2,082	97.1%	479	57
LYNDHURST	225	568	3	796	614	107.5%	182	0
MADISON COUNTY	210	743	10	963	745	98.9%	218	0
MANSFIELD	353	383	6	742	570	146.5%	172	0
MARIETTA	220	614	1	835	651	105.9%	184	11
MARION	98	519	8	625	496	94.1%	129	0
MARYSVILLE	234	796	22	1,052	819	100.1%	233	1
MASON	39	464	22	525	385	79.2%	140	0
MASSILLON	660	2,304	14	2,978	2,378	102.6%	600	6
MAUMEE	134	784	1	919	750	95.5%	169	0
MEDINA	259	632	5	896	763	119.8%	133	6
MENTOR	247	875	34	1,156	873	96.0%	283	1
MIAMI	340	1,250	443	2,033	1,572	92.9%	461	0
MIAMISBURG	55	224	3	282	190	83.7%	92	0
MIDDLETOWN	456	1,337	47	1,840	1,282	92.6%	558	20
MORROW COUNTY	188	317	0	505	336	106.0%	169	0
MOUNT VERNON	123	449	2	574	451	100.0%	123	0
NAPOLEON	147	661	0	808	647	97.9%	161	0
NEW PHILADELPHIA	347	856	115	1,318	1,004	103.4%	314	9
NEWTON FALLS	106	181	5	292	219	117.7%	73	0
NILES	199	511	11	721	493	94.4%	228	4
NORWALK	364	1,343	18	1,725	1,512	111.1%	213	0
OAKWOOD	0	4	0	4	1	25.0%	3	0
OBERLIN	178	530	0	708	586	110.6%	122	1
OREGON	60	397	6	463	375	93.1%	88	0
OTTAWA COUNTY	242	714	11	967	746	102.9%	221	1
PAINESVILLE	458	1,181	47	1,686	1,328	108.1%	358	0
PARMA	240	1,753	296	2,289	2,125	103.7%	164	0
PERRYSBURG	271	960	290	1,521	906	72.5%	615	0
PORTAGE COUNTY-KENT	188	522	29	739	579	105.1%	160	2
PORTAGE COUNTY-RAV.	453	1,735	91	2,279	1,730	94.7%	549	22
PORTSMOUTH	730	1,726	341	2,797	2,300	111.3%	497	6
ROCKY RIVER	437	1,074	21	1,532	1,163	106.2%	369	1
SANDUSKY	353	1,542	11	1,906	1,549	99.7%	357	3
SHAKER HEIGHTS	278	737	1	1,016	879	119.1%	137	0
SHELBY	126	332	3	461	336	100.3%	125	6
SIDNEY	156	843	8	1,007	816	95.9%	191	0
SOUTH EUCLID	111	351	4	466	352	99.2%	114	3
STEUBENVILLE	3	0	1	4	2	200.0%	2	0
STRUTHERS	170	531	3	704	460	86.1%	244	82
SYLVANIA	134	870	9	1,013	835	95.0%	178	0
TIFFIN	114	585	1	700	537	91.6%	163	8
TOLEDO	3,625	13,379	937	17,941	13,726	95.9%	4,215	0
TOLEDO HOUSING	27	51	4	82	67	121.8%	15	0
UPPER SANDUSKY	28	244	1	273	227	92.7%	46	0
VAN WERT COUNTY	117	341	0	458	330	96.8%	128	11
VANDALIA	210	743	15	968	691	91.2%	277	0
VERMILION	105	271	3	379	309	112.8%	70	1
WADSWORTH	36	198	0	234	184	92.9%	50	0
WARREN	551	1,544	86	2,181	1,606	98.5%	575	26
WASHINGTON C.H.	98	439	7	544	407	91.3%	137	1
WAYNE COUNTY	857	1,299	1	2,157	1,228	94.5%	929	123
WILLOUGHBY	396	1,191	9	1,596	1,190	99.2%	406	0
XENIA	260	1,056	13	1,329	1,070	100.1%	259	0
YOUNGSTOWN	1,691	2,660	1	4,352	2,806	105.4%	1,546	0
ZANESVILLE	1	45	0	46	16	35.6%	30	0
STATEWIDE	62,889	180,249	6,331	249,469	190,667	102.2%	58,802	1,834

**MUNICIPAL COURTS**  
**CONTRACTS TERMINATIONS**  
**2004**

COURT	JURY TRIAL		DISMISSAL		FOR WANT OF PROSECUTION	OTHER DISMISSALS	TRANSFERRED OUT	PRIVATE JUDGE REFERRAL	BANKRUPTCY			TOTAL TERMINATIONS
	COURT TRIAL	BY JUDGE	HEARING BY MAGISTRATE	HEARING					UNAVAILABLE- STAY / INTER-LUCATORY APPEAL	OTHER TERMINATIONS		
AKRON	3	63	5,399	4	407	1,204	59	0	0	242	32	7,413
ALLIANCE	6	11	891	0	41	186	5	0	0	28	0	1,168
ASHLAND	0	4	519	0	26	138	0	0	0	15	13	715
ASHTABULA	0	20	519	0	0	175	2	0	0	34	35	785
ATHENS COUNTY	0	31	350	3	10	75	0	1	0	16	44	530
AUGLAIZE COUNTY	2	1	460	0	0	96	16	0	3	2	34	614
AVON LAKE	0	15	170	0	0	137	4	0	0	2	16	344
BARBERTON	5	27	656	0	4	241	0	0	0	26	8	967
BEDFORD	1	48	1,454	0	36	340	3	0	0	25	7	1,914
BELLEFONTAINE	0	0	632	0	19	98	3	0	0	23	2	777
BELLEVUE	0	1	176	0	7	22	1	0	0	5	1	213
BEREA	0	30	873	37	70	351	21	0	5	3	617	2,007
BOWLING GREEN	0	2	642	2	34	114	3	0	0	17	0	814
BROWN COUNTY	1	1	58	0	0	20	0	0	0	0	1	81
BRYAN	0	4	990	0	20	229	0	0	0	23	10	1,276
CAMBRIDGE	0	12	517	1	0	152	1	0	1	20	6	710
CAMPBELL	3	7	79	0	0	33	1	0	0	1	0	124
CANTON	1	40	4,349	5	281	768	8	0	0	21	139	5,612
CELINA	0	26	313	0	3	99	0	0	0	19	0	460
CHAMPAIGN COUNTY	0	1	431	1	14	117	0	0	0	19	37	620
CHARDON	1	20	470	0	20	234	7	0	0	26	140	918
CHILLICOTHE	0	75	957	10	0	228	8	1	4	31	23	1,337
CIRCLEVILLE	1	40	778	1	0	174	1	0	0	23	0	1,018
CLARK COUNTY	0	72	2,875	3	139	406	0	0	0	38	12	3,545
CLERMONT COUNTY	0	39	1,112	8	87	467	4	0	0	0	2	1,719
CLEVELAND	1	48	26	6,829	795	1,688	18	0	0	304	997	10,706
CLEVELAND HEIGHTS	0	23	536	47	21	509	0	0	0	0	0	1,136
CLEVELAND HOUSING	0	0	0	0	0	0	0	0	0	0	1	1
CLINTON COUNTY	8	11	500	0	0	142	0	0	0	4	3	668
COLUMBIANA COUNTY	0	14	1,229	0	61	240	14	0	0	13	38	1,609
CONNEAUT	0	1	113	0	0	37	0	0	1	3	0	155
COSHOCTON	0	2	220	0	14	58	1	0	1	8	14	318
CRAWFORD COUNTY	1	3	750	0	1	7	0	0	0	0	0	762
CUYAHOGA FALLS	4	61	1,350	19	12	315	1	3	0	41	165	1,971
DAYTON	1	31	6,223	2	564	892	47	0	0	118	563	8,441
DEFIANCE	2	62	549	2	14	113	2	0	1	4	2	751
DELAWARE	0	8	577	279	79	215	2	0	0	18	51	1,229
EAST CLEVELAND	0	1	384	1	0	106	0	0	0	3	56	551
EAST LIVERPOOL	5	6	283	0	7	42	13	0	0	9	6	371
EATON	0	2	360	0	6	112	2	0	0	7	1	490
ELYRIA	0	0	0	1,368	22	519	2	0	1	124	247	2,283
EUCLID	0	52	830	0	26	198	5	0	0	13	42	1,166
FAIRBORN	0	0	581	0	51	164	1	2	0	21	50	870
FAIRFIELD	1	5	20	495	59	92	3	5	0	8	55	743
FINDLAY	0	8	858	0	38	396	8	0	0	12	24	1,344
FOSTORIA	0	1	337	0	7	51	0	0	0	12	13	421
FRANKLIN	0	0	8	334	0	112	0	0	0	0	84	538
FRANKLIN COUNTY	7	64	14,615	280	2	3,519	33	4	0	554	4,759	23,837
FRANKLIN COUNTY ENVIRO	0	0	0	0	0	0	0	0	0	0	0	0
FREMONT	0	1	476	0	20	85	0	0	0	6	38	626
GALLIPOLIS	1	2	1,573	2	71	354	18	0	3	21	8	2,053
GARFIELD HEIGHTS	0	31	938	4	4	310	4	0	1	33	1	1,326
GIRARD	0	11	345	4	10	63	0	0	0	19	18	470
HAMILTON	0	7	1,629	3	533	340	0	0	0	0	22	2,534
HAMILTON COUNTY	0	57	13,871	0	1,311	0	130	0	0	60	28	15,457
HARDIN COUNTY	0	16	355	0	11	77	0	0	0	11	0	470
HILLSBORO	0	0	456	0	0	79	0	0	0	17	3	555
HOCKING COUNTY	8	0	312	0	10	87	0	0	0	0	2	419
HURON	0	0	0	0	0	0	0	0	0	0	0	0
IRONTON	0	8	239	4	1	46	0	0	0	3	2	303
JACKSON COUNTY	0	0	2	0	0	1	0	0	0	0	1	4
KETTERING	0	7	1,000	6	134	254	0	0	0	23	17	1,441
LAKESWOOD	0	57	497	0	38	144	3	0	0	10	0	749

**MUNICIPAL COURTS**  
**CONTRACTS TERMINATIONS (continued)**  
2004

COURT	JURY TRIAL	COURT TRIAL	DISMISSAL				TRANS-FERRED OUT	PRIVATE JUDGE REFERRAL	BANKRUPTCY		OTHER TERMINATIONS	TOTAL TERMINATIONS
			DEFAULT HEARING BY JUDGE	DEFAULT HEARING BY MAGISTRATE	FOR WANT OF PROSECUTION	OTHER DISMISSALS			UNVAVAIL-ABILITY OF PARTY	STAY / INTER-LOCUTORY APPEAL		
LANCASTER	0	71	1,205	1	0	359	4	0	0	68	4	1,712
LAWRENCE COUNTY	0	10	317	6	0	49	3	0	0	18	0	403
LEBANON	0	0	145	1	60	3	0	0	0	3	1	213
LICKING COUNTY	0	25	1,431	0	85	264	0	0	0	45	1	1,851
LIMA	0	22	2,725	72	46	601	0	0	0	108	171	3,745
LORAIN	0	1	8	1,237	13	669	0	0	0	135	19	2,082
LYNDHURST	0	27	377	0	7	175	0	0	0	11	17	614
MADISON COUNTY	0	25	527	0	0	176	0	0	0	17	0	745
MANSFIELD	0	0	3	273	12	74	2	0	0	4	202	570
MARIETTA	2	7	1	0	12	158	1	0	0	2	468	651
MARION	0	3	366	0	0	89	0	0	0	19	19	496
MARYSVILLE	0	4	590	0	44	160	1	0	0	18	2	819
MASON	0	5	171	12	158	11	22	0	0	6	0	385
MASSILLON	0	4	1,870	1	49	380	3	0	0	65	6	2,378
MAUMEE	0	1	532	0	15	178	0	0	0	9	15	750
MEDINA	0	0	505	42	25	155	7	0	0	29	0	763
MENTOR	0	9	485	3	0	305	3	0	1	29	38	873
MIAMI	1	11	702	17	0	292	4	2	3	132	408	1,572
MIAMISBURG	0	0	140	3	6	28	0	0	0	12	1	190
MIDDLETOWN	0	76	64	804	127	191	4	0	0	16	0	1,282
MORROW COUNTY	0	0	0	287	4	45	0	0	0	0	0	336
MOUNT VERNON	0	0	342	0	14	84	0	0	0	10	1	451
NAPOLEON	0	1	530	0	84	23	1	0	0	8	0	647
NEW PHILADELPHIA	0	29	51	559	0	208	2	0	0	52	103	1,004
NEWTON FALLS	1	23	176	1	6	10	0	0	0	2	0	219
NILES	0	18	331	0	8	2	0	0	0	22	112	493
NORWALK	0	22	1,221	0	46	195	2	0	1	24	1	1,512
OAKWOOD	0	1	0	0	0	0	0	0	0	0	0	1
OBERLIN	7	3	384	0	18	166	0	0	0	5	3	586
OREGON	0	0	301	0	0	67	0	0	1	6	0	375
OTTAWA COUNTY	5	0	546	1	29	122	0	0	0	4	39	746
PAINESVILLE	0	24	783	7	52	334	0	0	0	47	81	1,328
PARMA	0	8	23	1,818	2	197	0	0	0	12	65	2,125
PERRYSBURG	1	4	640	0	204	23	1	0	0	11	22	906
PORTAGE COUNTY-KENT	0	15	316	1	44	129	12	0	2	37	23	579
PORTAGE COUNTY-RAV.	0	33	1,144	19	33	385	0	0	4	86	26	1,730
PORTSMOUTH	0	91	1,420	32	61	169	3	0	422	31	71	2,300
ROCKY RIVER	0	14	693	2	64	350	22	0	0	18	0	1,163
SANDUSKY	0	77	1,271	2	33	146	0	0	0	19	1	1,549
SHAKER HEIGHTS	0	44	583	0	15	221	3	0	0	12	1	879
SHELBY	2	2	273	0	0	57	0	0	0	0	2	336
SIDNEY	0	9	609	0	0	172	1	0	0	21	4	816
SOUTH EUCLID	0	5	210	4	3	110	1	0	0	7	12	352
STEBENVILLE	0	2	0	0	0	0	0	0	0	0	0	2
STRUTHERS	3	12	358	0	0	70	1	0	0	9	7	460
SYLVANIA	0	5	617	0	0	213	0	0	0	0	0	835
TIFFIN	4	4	380	0	10	85	3	1	0	15	35	537
TOLEDO	1	12	10,119	0	346	2,333	70	0	7	99	739	13,726
TOLEDO HOUSING	0	0	38	0	1	23	0	0	0	0	5	67
UPPER SANDUSKY	3	0	176	0	32	5	0	1	0	8	2	227
VAN WERT COUNTY	0	2	194	0	0	134	0	0	0	0	0	330
VANDALIA	0	0	0	465	40	168	0	0	0	18	0	691
VERMILION	0	8	197	0	8	64	0	0	0	6	26	309
WADSWORTH	0	2	126	0	0	25	0	0	0	15	16	184
WARREN	0	52	1,102	19	49	323	2	0	0	52	7	1,606
WASHINGTON C.H.	0	17	347	0	0	26	0	0	0	17	0	407
WAYNE COUNTY	0	2	158	5	27	461	0	0	0	71	504	1,228
WILLOUGHBY	0	16	476	0	365	110	4	0	1	42	176	1,190
XENIA	0	8	768	0	29	213	3	0	0	29	20	1,070
YOUNGSTOWN	0	6	779	1,278	3	471	16	0	0	3	250	2,806
ZANESVILLE	0	0	12	0	0	4	0	0	0	0	0	16
STATEWIDE	93	2,062	117,570	16,726	7,429	29,731	655	20	463	3,702	12,216	190,667

**MUNICIPAL COURTS**  
**F.E.D. OVERALL CASELOADS**  
**2004**

COURT	CASES	NEW FILINGS	REACTIVATIONS	TOTAL CASES	TOTAL	CLEARANCE RATE	CASES	CASES PENDING
	PENDING JANUARY 1		AND TRANSFERS		TERMIN- ATIONS		PENDING DECEMBER 31	BEYOND TIME GUIDELINES
AKRON	1,536	3,879	49	5,464	3,907	99.5%	1,557	0
ALLIANCE	105	230	2	337	247	106.5%	90	0
ASHLAND	62	159	0	221	137	86.2%	84	0
ASHTABULA	28	206	1	235	186	89.9%	49	0
ATHENS COUNTY	20	133	1	154	113	84.3%	41	0
AUGLAIZE COUNTY	58	131	1	190	93	70.5%	97	2
AVON LAKE	18	80	0	98	79	98.8%	19	0
BARBERTON	254	698	5	957	655	93.2%	302	4
BEDFORD	117	1,827	4	1,948	1,791	97.8%	157	0
BELLEFONTAINE	149	271	1	421	265	97.4%	156	0
BELLEVUE	4	32	0	36	30	93.8%	6	0
BEREA	121	618	34	773	534	81.9%	239	0
BOWLING GREEN	95	270	0	365	285	105.6%	80	0
BROWN COUNTY	19	159	1	179	161	100.6%	18	3
BRYAN	51	144	2	197	126	86.3%	71	0
CAMBRIDGE	10	103	0	113	96	93.2%	17	0
CAMPBELL	4	86	1	91	84	96.6%	7	0
CANTON	690	1,991	3	2,684	2,037	102.2%	647	0
CELINA	10	90	0	100	90	100.0%	10	1
CHAMPAIGN COUNTY	30	159	0	189	167	105.0%	22	0
CHARDON	21	175	3	199	173	97.2%	26	1
CHILLICOTHE	287	323	8	618	379	114.5%	239	0
CIRCLEVILLE	16	278	4	298	262	92.9%	36	0
CLARK COUNTY	1,780	1,242	2	3,024	1,641	131.9%	1,383	0
CLERMONT COUNTY	168	2,198	4	2,370	2,169	98.5%	201	1
CLEVELAND	0	0	0	0	0	-	0	0
CLEVELAND HEIGHTS	106	366	0	472	301	82.2%	171	2
CLEVELAND HOUSING	2,242	11,521	835	14,598	12,869	104.2%	1,729	2
CLINTON COUNTY	97	291	0	388	312	107.2%	76	0
COLUMBIANA COUNTY	47	202	2	251	209	102.5%	42	0
CONNEAUT	7	58	0	65	60	103.4%	5	0
COSHOCTON	23	118	2	143	131	109.2%	12	0
CRAWFORD COUNTY	19	192	0	211	190	99.0%	21	0
CUYAHOGA FALLS	448	792	1	1,241	383	48.3%	858	0
DAYTON	1,868	3,204	5	5,077	2,814	87.7%	2,263	0
DEFIANCE	51	134	0	185	159	118.7%	26	0
DELAWARE	115	541	12	668	544	98.4%	124	0
EAST CLEVELAND	296	1,009	39	1,344	1,312	125.2%	32	0
EAST LIVERPOOL	10	74	1	85	81	108.0%	4	0
EATON	16	112	0	128	78	69.6%	50	2
ELYRIA	338	966	3	1,307	953	98.3%	354	0
EUCLID	250	885	4	1,139	918	103.3%	221	0
FAIRBORN	229	492	2	723	534	108.1%	189	0
FAIRFIELD	84	702	3	789	638	90.5%	151	0
FINDLAY	85	375	3	463	306	81.0%	157	0
FOSTORIA	39	76	3	118	81	102.5%	37	0
FRANKLIN	12	267	18	297	266	93.3%	31	0
FRANKLIN COUNTY	42,308	18,691	148	61,147	35,068	186.1%	26,079	14,229
FRANKLIN CO. ENVIRO.	0	0	0	0	0	-	0	0
FREMONT	22	136	1	159	133	97.1%	26	1
GALLIPOLIS	28	117	0	145	134	114.5%	11	0
GARFIELD HEIGHTS	77	422	9	508	415	96.3%	93	0
GIRARD	91	259	0	350	263	101.5%	87	64
HAMILTON	239	1,666	4	1,909	1,647	98.6%	262	43
HAMILTON COUNTY	9,659	14,678	49	24,386	14,653	99.5%	9,733	0
HARDIN COUNTY	11	102	0	113	106	103.9%	7	0
HILLSBORO	28	193	1	222	205	105.7%	17	0
HOCKING COUNTY	6	81	0	87	68	84.0%	19	0
HURON	2	41	0	43	40	97.6%	3	0
IRONTON	18	132	0	150	147	111.4%	3	0
JACKSON COUNTY	19	131	0	150	134	102.3%	16	0
KETTERING	131	317	3	451	303	94.7%	148	1
LAKEWOOD	244	763	0	1,007	771	101.0%	236	0



**MUNICIPAL COURTS**  
**F.E.D. OVERALL CASELOADS (continued)**  
**2004**

COURT	CASES PENDING JANUARY 1	NEW FILINGS	REACTIVATIONS AND TRANSFERS	TOTAL CASES	TOTAL TERMIN- ATIONS	CLEARANCE RATE	CASES PENDING DECEMBER 31	CASES PENDING BEYOND TIME GUIDELINES
LANCASTER (Fairfield Co.)	211	745	5	961	834	111.2%	127	1
LAWRENCE COUNTY	15	170	1	186	175	102.3%	11	0
LEBANON	35	262	0	297	278	106.1%	19	0
LICKING COUNTY	301	839	0	1,140	831	99.0%	309	0
LIMA	120	856	10	986	793	91.6%	193	0
LORAIN	516	1,103	125	1,744	1,016	82.7%	728	137
LYNDHURST	78	393	3	474	408	103.0%	66	0
MADISON COUNTY	24	187	2	213	199	105.3%	14	0
MANSFIELD	1,192	959	169	2,320	855	75.8%	1,465	0
MARIETTA	50	183	0	233	186	101.6%	47	1
MARION	176	502	9	687	510	99.8%	177	0
MARYSVILLE	39	234	4	277	246	103.4%	31	0
MASON	26	346	0	372	329	95.1%	43	0
MASSILLON	415	651	0	1,066	665	102.2%	401	23
MAUMEE	30	94	1	125	96	101.1%	29	0
MEDINA	141	488	6	635	475	96.2%	160	2
MENTOR	36	279	2	317	263	93.6%	54	1
MIAMI	141	493	10	644	443	88.1%	201	0
MIAMISBURG	305	714	2	1,021	716	100.0%	305	0
MIDDLETOWN	268	1,790	40	2,098	1,863	101.8%	235	0
MORROW COUNTY	139	94	0	233	91	96.8%	142	0
MOUNT VERNON	42	139	0	181	145	104.3%	36	0
NAPOLEON	72	102	0	174	109	106.9%	65	0
NEW PHILADELPHIA	71	310	3	384	331	105.8%	53	1
NEWTON FALLS	48	148	1	197	146	98.0%	51	0
NILES	65	308	5	378	289	92.3%	89	0
NORWALK	42	267	2	311	287	106.7%	24	0
OAKWOOD	0	1	0	1	1	100.0%	0	0
OBERLIN	47	154	0	201	152	98.7%	49	0
OREGON	9	86	0	95	82	95.3%	13	0
OTTAWA COUNTY	67	82	3	152	117	137.6%	35	0
PAINESVILLE	81	407	5	493	439	106.6%	54	0
PARMA	72	1,231	1	1,304	1,241	100.7%	63	0
PERRYSBURG	125	420	158	703	393	68.0%	310	0
PORTAGE CO. - KENT	91	331	9	431	353	103.8%	78	0
PORTAGE CO. - RAV.	184	763	13	960	652	84.0%	308	6
PORTSMOUTH	107	474	1	582	498	104.8%	84	0
ROCKY RIVER	70	511	3	584	523	101.8%	61	0
SANDUSKY	109	331	2	442	304	91.3%	138	0
SHAKER HEIGHTS	124	301	0	425	253	84.1%	172	0
SHELBY	59	75	0	134	87	116.0%	47	0
SIDNEY	27	284	2	313	299	104.5%	14	0
SOUTH EUCLID	8	89	2	99	78	85.7%	21	0
STEBENVILLE	23	169	0	192	146	86.4%	46	0
STRUTHERS	20	71	0	91	74	104.2%	17	7
SYLVANIA	91	581	5	677	565	96.4%	112	0
TIFFIN	49	114	0	163	117	102.6%	46	4
TOLEDO	1	0	0	1	0	-	1	0
TOLEDO HOUSING	2,279	6,005	147	8,431	6,285	102.2%	2,146	0
UPPER SANDUSKY	9	49	0	58	44	89.8%	14	0
VAN WERT COUNTY	15	102	0	117	93	91.2%	24	2
VANDALIA	90	689	38	817	740	101.8%	77	0
VERMILION	18	107	0	125	103	96.3%	22	0
WADSWORTH	26	98	0	124	105	107.1%	19	0
WARREN	325	958	13	1,296	1,068	110.0%	228	5
WASHINGTON CH.	69	137	0	206	144	105.1%	62	0
WAYNE COUNTY	185	605	0	790	639	105.6%	151	15
WILLOUGHBY	60	564	20	644	540	92.5%	104	0
XENIA	75	260	2	337	237	90.5%	100	0
YOUNGSTOWN	132	888	1	1,021	997	112.1%	24	0
ZANESVILLE	3	343	0	346	344	100.3%	2	0
STATEWIDE	74,166	105,524	2,099	181,789	123,225	114.5%	58,564	14,561

MUNICIPAL COURTS

F.E.D. TERMINATIONS

2004

COURT	JURY TRIAL	COURT TRIAL	DEFAULT HEARING BY JUDGE	DEFAULT HEARING BY MAGISTRATE	FOR WANT OF PROSECUTION	OTHER DISMISSALS	TRANSFERRED OUT	PRIVATE JUDGE REFERRAL	BANKRUPTCY		OTHER TERMINATIONS	TOTAL TERMINATIONS
									UNVAVAILABILITY OF PARTY	STAY / INTER-LOCUTORY APPEAL		
AKRON	1	1	759	776	1,912	397	14	0	0	10	37	3,907
ALLIANCE	0	6	65	0	109	63	0	0	0	4	0	247
ASHLAND	0	2	41	0	44	50	0	0	0	0	0	137
ASHTABULA	0	0	89	0	0	93	0	1	0	1	2	186
ATHENS COUNTY	1	7	86	1	7	6	0	0	0	0	5	113
AUGLAIZE COUNTY	0	0	59	0	0	25	0	0	1	0	8	93
AVON LAKE	0	1	34	0	0	44	0	0	0	0	0	79
BARBERTON	1	10	424	0	33	181	5	0	0	1	0	655
BEDFORD	0	0	1,011	0	17	754	0	0	0	5	4	1,791
BELLEFONTAINE	0	0	93	0	84	85	0	0	0	2	1	265
BELLEVUE	0	0	19	0	1	10	0	0	0	0	0	30
BEREA	0	1	33	57	8	229	42	0	1	0	163	534
BOWLING GREEN	0	2	95	43	33	109	1	0	0	2	0	285
BROWN COUNTY	0	0	137	0	0	24	0	0	0	0	0	161
BRYAN	1	5	92	0	3	23	0	0	0	1	1	126
CAMBRIDGE	0	0	0	54	0	42	0	0	0	0	0	96
CAMPBELL	0	0	47	0	0	37	0	0	0	0	0	84
CANTON	0	49	331	426	1,012	210	0	0	0	1	8	2,037
CELINA	0	73	0	0	0	16	1	0	0	0	0	90
CHAMPAIGN COUNTY	0	0	21	87	3	50	0	0	0	2	4	167
CHARDON	0	12	125	0	3	28	0	0	0	2	3	173
CHILLICOTHE	0	2	28	223	0	120	0	0	1	2	3	379
CIRCLEVILLE	0	0	5	183	0	69	0	0	0	5	0	262
CLARK COUNTY	0	1	2	166	1,205	266	0	0	0	1	0	1,641
CLERMONT COUNTY	0	8	1,301	77	78	703	0	0	0	1	1	2,169
CLEVELAND	0	0	0	0	0	0	0	0	0	0	0	0
CLEVELAND HEIGHTS	0	8	37	65	95	96	0	0	0	0	0	301
CLEVELAND HOUSING	0	113	57	3,459	4,214	2,472	0	0	1	9	2,544	12,869
CLINTON COUNTY	0	0	172	0	0	140	0	0	0	0	0	312
COLUMBIANA COUNTY	0	1	129	0	1	71	6	0	0	1	0	209
CONNEAUT	0	0	45	0	0	15	0	0	0	0	0	60
COSHOCTON	0	0	89	0	8	28	0	0	0	1	5	131
CRAWFORD COUNTY	0	2	176	0	0	12	0	0	0	0	0	190
CUYAHOGA FALLS	0	7	70	23	25	235	0	1	0	4	18	383
DAYTON	0	0	577	4	1,744	442	36	3	0	3	5	2,814
DEFIANCE	0	2	80	0	1	76	0	0	0	0	0	159
DELAWARE	0	0	36	113	188	197	1	0	0	7	2	544
EAST CLEVELAND	0	0	111	180	4	184	1	0	0	1	831	1,312
EAST LIVERPOOL	0	0	52	0	12	17	0	0	0	0	0	81
EATON	0	0	49	0	0	27	0	0	0	0	2	78
ELYRIA	0	1	0	404	109	422	1	0	0	6	10	953
EUCLID	0	7	506	0	56	342	4	0	0	3	0	918
FAIRBORN	0	0	34	0	351	136	0	0	0	2	11	534
FAIRFIELD	0	0	1	150	9	410	0	0	0	0	68	638
FINDLAY	0	165	6	0	35	97	0	0	0	2	1	306
FOSTORIA	0	3	26	1	30	19	0	0	0	0	2	81
FRANKLIN	0	0	0	201	0	65	0	0	0	0	0	266
FRANKLIN COUNTY	0	25	1,990	2,544	20	3,631	17	0	3	40	26,798	35,068
FRANKLIN CO. ENVIRO.	0	0	0	0	0	0	0	0	0	0	0	0
FREMONT	0	1	60	0	16	50	0	0	0	0	6	133
GALLIPOLIS	0	0	37	63	0	34	0	0	0	0	0	134
GARFIELD HEIGHTS	0	1	73	124	109	105	1	0	0	2	0	415
GIRARD	0	0	3	125	49	78	2	0	0	1	5	263
HAMILTON	0	0	28	471	586	550	0	0	0	0	12	1,647
HAMILTON COUNTY	2	13	6,400	0	8,225	0	2	0	0	5	6	14,653
HARDIN COUNTY	0	71	0	0	0	35	0	0	0	0	0	106
HILLSBORO	0	0	103	0	50	47	0	0	0	1	4	205
HOCKING COUNTY	0	0	54	0	1	13	0	0	0	0	0	68
HURON	1	0	27	0	0	12	0	0	0	0	0	40
IRONTON	0	0	14	114	0	18	1	0	0	0	0	147
JACKSON COUNTY	0	0	75	0	0	59	0	0	0	0	0	134
KETTERING	0	3	69	1	162	58	2	0	0	1	7	303
LAKEWOOD	0	281	109	0	6	371	2	0	0	2	0	771

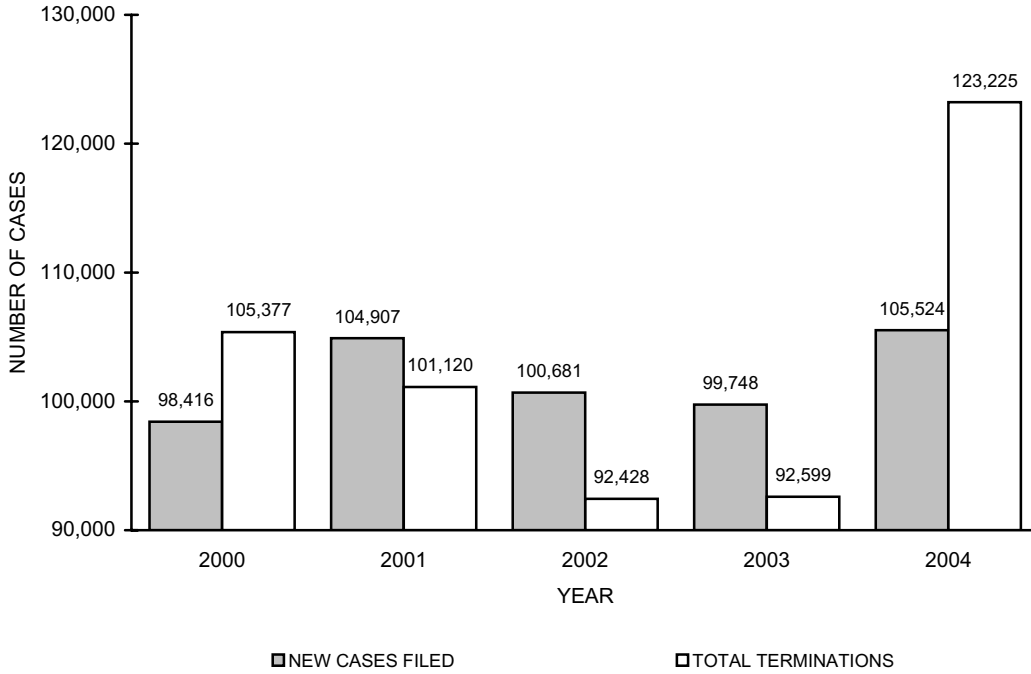
**MUNICIPAL COURTS**  
**F.E.D. TERMINATIONS (continued)**  
**2004**

COURT	JURY TRIAL	COURT TRIAL	DEFAULT HEARING BY JUDGE	DEFAULT HEARING BY MAGISTRATE	FOR WANT OF PROSECUTION	OTHER DISMISSALS	TRANSFERRED OUT	PRIVATE JUDGE REFERRAL	UNAVAILABLE OF PARTY	STAY / INTER-LOCUTORY APPEAL	OTHER TERMINATIONS	TOTAL TERMINATIONS
LANCASTER (Fairfield Co.)	0	280	22	0	0	516	4	0	0	12	0	834
LAWRENCE COUNTY	0	1	109	24	0	41	0	0	0	0	0	175
LEBANON	0	0	11	192	62	2	0	0	0	0	11	278
LICKING COUNTY	0	0	178	0	418	232	0	0	0	3	0	831
LIMA	0	1	14	759	0	6	6	0	0	3	4	793
LORAIN	0	0	0	93	283	529	0	0	0	4	107	1,016
LYNDHURST	0	0	161	0	14	218	2	0	0	0	13	408
MADISON COUNTY	0	122	2	1	0	73	0	0	0	1	0	199
MANSFIELD	0	2	0	44	41	182	2	0	0	2	582	855
MARIETTA	0	33	4	0	6	107	0	0	0	0	36	186
MARION	0	0	135	0	0	344	0	0	0	0	31	510
MARYSVILLE	0	0	137	2	7	96	0	0	0	4	0	246
MASON	0	0	76	30	222	0	0	0	0	1	0	329
MASSILLON	0	0	214	47	220	176	1	0	0	5	2	665
MAUMEE	0	9	9	0	26	50	0	0	0	1	1	96
MEDINA	0	0	24	157	103	180	8	0	0	3	0	475
MENTOR	0	1	116	0	0	135	0	0	0	0	11	263
MIAMI	0	0	232	0	0	169	0	0	0	1	41	443
MIAMISBURG	0	42	67	0	367	236	1	0	0	3	0	716
MIDDLETOWN	0	11	102	966	108	668	3	0	0	5	0	1,863
MORROW COUNTY	0	40	9	0	0	42	0	0	0	0	0	91
MOUNT VERNON	0	0	68	0	49	27	1	0	0	0	0	145
NAPOLEON	0	0	33	0	74	2	0	0	0	0	0	109
NEW PHILADELPHIA	0	5	2	147	0	161	0	0	0	2	14	331
NEWTON FALLS	0	2	97	0	14	32	0	0	0	1	0	146
NILES	0	41	119	0	55	4	1	0	0	1	68	289
NORWALK	0	2	206	0	6	67	6	0	0	0	0	287
OAKWOOD	0	0	0	0	0	1	0	0	0	0	0	1
OBERLIN	0	0	29	0	2	117	0	0	0	0	4	152
OREGON	0	0	31	0	0	51	0	0	0	0	0	82
OTTAWA COUNTY	1	1	53	0	12	50	0	0	0	0	0	117
PAINESVILLE	1	17	245	5	20	147	0	0	0	2	2	439
PARMA	0	4	4	3	0	20	1,193	0	0	0	17	1,241
PERRYSBURG	0	0	67	0	321	0	1	0	0	4	0	393
PORTAGE CO. - KENT	0	8	107	15	103	112	2	0	1	3	2	353
PORTAGE CO. - RAV.	0	12	137	26	131	327	5	0	0	14	0	652
PORTSMOUTH	1	435	16	8	3	31	1	0	0	0	3	498
ROCKY RIVER	0	2	139	68	86	227	1	0	0	0	0	523
SANDUSKY	0	2	14	261	6	16	4	0	0	0	1	304
SHAKER HEIGHTS	0	3	74	0	59	112	0	0	0	5	0	253
SHELBY	0	0	69	0	0	18	0	0	0	0	0	87
SIDNEY	0	5	218	0	0	76	0	0	0	0	0	299
SOUTH EUCLID	0	1	1	35	7	29	2	0	0	3	0	78
STEUBENVILLE	0	1	112	0	0	33	0	0	0	0	0	146
STRUTHERS	0	0	48	0	0	23	0	0	0	3	0	74
SYLVANIA	0	134	59	0	0	372	0	0	0	0	0	565
TIFFIN	0	98	0	0	10	7	0	0	0	0	2	117
TOLEDO	0	0	1	0	0	0	0	0	0	0	0	1
TOLEDO HOUSING	0	1	253	3,645	961	1,184	0	0	0	12	229	6,285
UPPER SANDUSKY	0	0	29	0	13	2	0	0	0	0	0	44
VAN WERT COUNTY	0	0	40	0	0	53	0	0	0	0	0	93
VANDALIA	0	0	0	504	23	207	0	0	1	5	0	740
VERMILION	0	25	23	0	3	51	0	0	0	0	1	103
WADSWORTH	0	0	53	0	1	35	0	0	0	1	15	105
WARREN	0	795	0	0	14	256	0	0	0	1	2	1,068
WASHINGTON CH.	0	3	124	0	0	16	0	0	0	1	0	144
WAYNE COUNTY	0	0	6	207	23	302	0	0	0	3	98	639
WILLOUGHBY	0	0	273	0	246	4	3	0	2	8	4	540
XENIA	0	1	50	0	117	66	0	0	0	0	3	237
YOUNGSTOWN	0	2	22	589	0	185	0	0	0	0	199	997
ZANESVILLE	0	0	295	0	0	49	0	0	0	0	0	344
STATEWIDE	10	3,026	20,931	17,963	24,894	22,672	1,386	5	11	248	32,080	123,226

**MUNICIPAL COURTS**

F.E.D. Cases

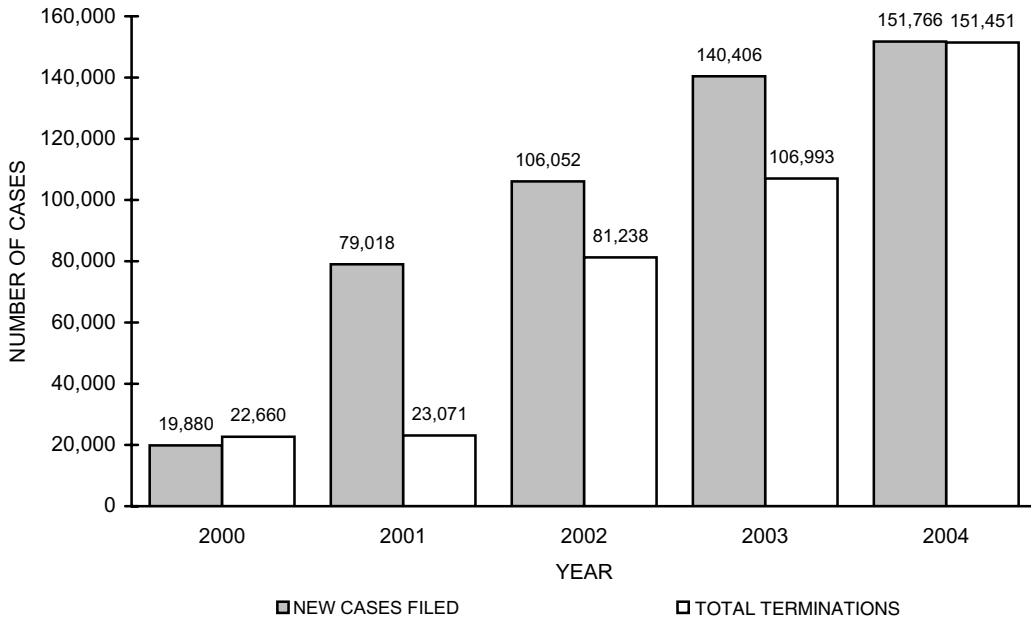
2000-2004



**MUNICIPAL COURTS**

Other Civil Cases

2000-2004



**MUNICIPAL COURTS**  
**OTHER CIVIL OVERALL CASELOADS**  
2004

COURT	CASES PENDING JANUARY 1	NEW FILINGS	REACTIVATIONS AND TRANSFERS	TOTAL CASES	TOTAL TERMIN- ATIONS	CLEARANCE RATE	CASES PENDING DECEMBER 31	CASES PENDING BEYOND TIME GUIDELINES
AKRON	64	435	9	508	444	100.0%	64	0
ALLIANCE	3	22	1	26	24	104.3%	2	0
ASHLAND	3	49	1	53	47	94.0%	6	0
ASHTABULA	32	106	0	138	137	129.2%	1	0
ATHENS COUNTY	8	23	3	34	25	96.2%	9	0
AUGLAIZE COUNTY	0	23	0	23	11	47.8%	12	0
AVON LAKE	15	19	0	34	27	142.1%	7	0
BARBERTON	8	85	0	93	71	83.5%	22	4
BEDFORD	8	160	2	170	149	92.0%	21	0
BELLEFONTAINE	7	49	0	56	52	106.1%	4	0
BELLEVUE	0	6	1	7	7	100.0%	0	0
BEREA	15	78	17	110	95	100.0%	15	0
BOWLING GREEN	11	49	0	60	56	114.3%	4	0
BROWN COUNTY	178	574	13	765	589	100.3%	176	7
BRYAN	1	11	1	13	12	100.0%	1	0
CAMBRIDGE	0	17	0	17	15	88.2%	2	0
CAMPBELL	0	5	0	5	4	80.0%	1	0
CANTON	0	159	107	266	266	100.0%	0	0
CELINA	6	18	6	30	25	104.2%	5	0
CHAMPAIGN COUNTY	2	8	1	11	9	100.0%	2	0
CHARDON	9	26	1	36	30	111.1%	6	0
CHILLICOTHE	21	40	1	62	28	68.3%	34	0
CIRCLEVILLE	2	33	0	35	27	81.8%	8	0
CLARK COUNTY	20	29	0	49	8	27.6%	41	0
CLERMONT COUNTY	319	909	7	1,235	916	100.0%	319	8
CLEVELAND	231	4,951	52	5,234	4,934	98.6%	300	1
CLEVELAND HEIGHTS	3	79	0	82	76	96.2%	6	0
CLEVELAND HOUSING	115	229	3	347	240	103.4%	107	0
CLINTON COUNTY	4	27	0	31	29	107.4%	2	0
COLUMBIANA COUNTY	0	45	1	46	42	91.3%	4	0
CONNEAUT	0	6	0	6	6	100.0%	0	0
COSHOCTON	7	33	1	41	40	117.6%	1	0
CRAWFORD COUNTY	6	51	0	57	55	107.8%	2	0
CUYAHOGA FALLS	31	174	0	205	64	36.8%	141	0
DAYTON	107	164	479	750	633	98.4%	117	0
DEFIANCE	8	45	0	53	41	91.1%	12	0
DELAWARE	1	71	0	72	71	100.0%	1	0
EAST CLEVELAND	4	11	0	15	13	118.2%	0	0
EAST LIVERPOOL	0	12	0	12	8	66.7%	4	0
EATON	4	14	0	18	18	128.6%	0	0
ELYRIA	20	132	69	221	181	90.0%	40	0
EUCLID	5	77	0	82	78	101.3%	4	0
FAIRBORN	5	25	0	30	24	96.0%	6	0
FAIRFIELD	15	38	0	53	50	131.6%	3	0
FINDLAY	0	3	6	9	8	88.9%	1	0
FOSTORIA	2	36	4	42	36	90.0%	6	0
FRANKLIN	12	12	0	24	24	200.0%	0	0
FRANKLIN COUNTY	362	838	210	1,410	1,042	99.4%	368	167
FRANKLIN CO. ENVIRO.	1	0	0	1	1	-	0	0
FREMONT	4	32	0	36	33	103.1%	3	0
GALLIPOLIS	1	5	0	6	4	80.0%	2	0
GARFIELD HEIGHTS	3	156	2	161	150	94.9%	11	0
GIRARD	19	11	0	30	11	100.0%	19	16
HAMILTON	76	96	0	172	152	158.3%	20	2
HAMILTON COUNTY	17,185	125,075	0	142,260	121,391	97.1%	20,869	0
HARDIN COUNTY	12	8	0	20	19	237.5%	1	0
HILLSBORO	137	8	4	149	135	1125.0%	14	0
HOCKING COUNTY	2	13	0	15	10	76.9%	5	0
HURON	26	160	0	186	147	91.9%	39	0
IRONTON	0	6	0	6	6	100.0%	0	0
JACKSON COUNTY	416	1,349	22	1,787	1,428	104.2%	359	2
KETTERING	23	321	6	350	330	100.9%	20	0
LAKESWOOD	38	93	0	131	75	80.6%	56	0

**MUNICIPAL COURTS**  
OTHER CIVIL OVERALL CASELOADS (continued)  
2004

COURT	CASES		REACTIVATIONS		TOTAL TERMIN- ATIONS	CLEARANCE RATE	CASES PENDING DECEMBER 31	CASES PENDING BEYOND TIME GUIDELINES
	PENDING JANUARY 1	NEW FILINGS	AND TRANSFERS	TOTAL CASES				
LANCASTER	8	77	0	85	81	105.2%	4	0
LAWRENCE COUNTY	0	11	0	11	10	90.9%	1	0
LEBANON	154	284	1	439	336	117.9%	103	2
LICKING COUNTY	5	93	2	100	81	85.3%	19	0
LIMA	43	43	0	86	57	132.6%	29	0
LORAIN	413	290	4	707	694	236.1%	13	0
LYNDHURST	152	211	0	363	298	141.2%	65	0
MADISON COUNTY	2	10	0	12	9	90.0%	3	0
MANSFIELD	1,743	2,805	24	4,572	3,230	114.2%	1,342	4
MARIETTA	4	17	0	21	15	88.2%	6	2
MARION	149	1,324	5	1,478	1,230	92.6%	248	0
MARYSVILLE	3	24	1	28	23	92.0%	5	0
MASON	91	104	2	197	187	176.4%	10	0
MASSILLON	3	36	0	39	33	91.7%	6	0
MAUMEE	1	31	0	32	31	100.0%	1	0
MEDINA	360	1,496	10	1,866	1,506	100.0%	360	23
MENTOR	4	29	1	34	33	110.0%	1	0
MIAMI	12	33	17	62	54	108.0%	8	0
MIAMISBURG	355	1,235	27	1,617	1,347	106.7%	270	1
MIDDLETOWN	1	2	0	3	0	0.0%	3	0
MORROW COUNTY	10	14	0	24	4	28.6%	20	0
MOUNT VERNON	140	554	20	714	526	91.6%	188	0
NAPOLEON	3	21	0	24	24	114.3%	0	0
NEW PHILADELPHIA	10	138	1	149	137	98.6%	12	0
NEWTON FALLS	0	23	0	23	21	91.3%	2	0
NILES	6	23	1	30	21	87.5%	9	2
NORWALK	4	38	0	42	41	107.9%	1	0
OAKWOOD	43	39	1	83	69	172.5%	14	0
OBERLIN	4	28	0	32	26	92.9%	6	0
OREGON	3	21	5	29	24	92.3%	5	0
OTTAWA COUNTY	7	14	0	21	12	85.7%	9	0
PAINESVILLE	12	67	23	102	96	106.7%	6	0
PARMA	59	101	0	160	96	95.0%	64	0
PERRYSBURG	12	31	6	49	33	89.2%	16	0
PORTAGE CO. - KENT	6	797	0	803	800	100.4%	3	0
PORTAGE CO. - RAV.	7	988	1	996	987	99.8%	9	0
PORTSMOUTH	24	12	2	38	28	200.0%	10	2
ROCKY RIVER	41	385	171	597	549	98.7%	48	0
SANDUSKY	1	62	0	63	62	100.0%	1	0
SHAKER HEIGHTS	45	88	0	133	68	77.3%	65	0
SHELBY	0	0	0	0	0	-	0	0
SIDNEY	4	31	0	35	34	109.7%	1	0
SOUTH EUCLID	2	36	0	38	38	105.6%	0	0
STEUBENVILLE	255	653	0	908	601	92.0%	307	0
STRUTHERS	3	4	1	8	3	60.0%	5	4
SYLVANIA	0	5	3	8	8	100.0%	0	0
TIFFIN	11	56	2	69	64	110.3%	5	0
TOLEDO	24	161	1,104	1,289	1,270	100.4%	19	0
TOLEDO HOUSING	0	0	5	5	5	100.0%	0	0
UPPER SANDUSKY	44	156	4	204	170	106.3%	34	0
VAN WERT COUNTY	7	12	1	20	14	107.7%	6	4
VANDALIA	9	84	1	94	76	89.4%	18	0
VERMILION	3	14	0	17	14	100.0%	3	0
WADSWORTH	55	338	2	395	326	95.9%	69	0
WARREN	11	33	0	44	41	124.2%	3	2
WASHINGTON CH.	0	62	0	62	53	85.5%	9	0
WAYNE COUNTY	10	49	0	59	34	69.4%	25	0
WILLOUGHBY	10	137	5	152	130	91.5%	22	0
XENIA	21	85	0	106	88	103.5%	18	0
YOUNGSTOWN	14	82	0	96	62	75.6%	34	0
ZANESVILLE	110	830	0	940	862	103.9%	78	0
STATEWIDE	24,150	151,766	2,483	178,399	151,451	98.2%	26,946	253

124

**MUNICIPAL COURTS  
OTHER CIVIL TERMINATIONS**

2004

COURT	JURY TRIAL	COURT TRIAL	DEFAULT		FOR WANT OF PROSECUTION	OTHER DISMISSALS	TRANSFERRED OUT	PRIVATE JUDGE REFERRAL	UNAVAILABLE OF PARTY	BANKRUPTCY		TOTAL TERMINATIONS
			HEARING BY JUDGE	HEARING BY MAGISTRATE						STAY / INTER-LOCUTORY APPEAL	OTHER TERMINATIONS	
AKRON	0	0	93	236	60	48	2	0	0	1	4	444
ALLIANCE	1	1	10	0	0	11	0	0	0	0	1	24
ASHLAND	0	0	21	0	0	6	0	0	0	0	20	47
ASHTABULA	0	0	6	0	0	54	0	0	0	1	76	137
ATHENS COUNTY	0	1	7	0	1	9	2	0	0	0	5	25
AUGLAIZE COUNTY	0	0	2	0	0	0	0	0	0	0	9	11
AVON LAKE	0	0	13	0	0	13	0	0	0	0	1	27
BARBERTON	0	0	65	0	1	5	0	0	0	0	0	71
BEDFORD	0	0	2	0	7	18	0	0	0	0	122	149
BELLEFONTAINE	0	0	7	0	0	10	0	0	0	0	35	52
BELLEVUE	0	0	7	0	0	0	0	0	0	0	0	7
BEREA	0	0	7	37	1	2	21	0	0	0	27	95
BOWLING GREEN	0	0	11	1	0	0	0	0	0	0	44	56
BROWN COUNTY	0	14	428	0	1	139	0	0	0	7	0	589
BRYAN	0	0	8	0	0	2	0	0	1	0	1	12
CAMBRIDGE	0	0	0	0	0	15	0	0	0	0	0	15
CAMPBELL	0	0	3	0	0	1	0	0	0	0	0	4
CANTON	0	0	159	0	1	0	0	0	0	0	106	266
CELINA	0	1	13	0	0	6	1	0	0	0	4	25
CHAMPAIGN COUNTY	0	0	1	0	0	6	1	0	0	0	1	9
CHARDON	0	1	7	0	0	20	0	0	0	0	2	30
CHILLICOTHE	0	0	6	15	0	3	0	0	0	0	4	28
CIRCLEVILLE	0	0	13	0	0	6	0	0	0	0	8	27
CLARK COUNTY	0	0	3	0	3	2	0	0	0	0	0	8
CLERMONT COUNTY	0	21	570	14	29	198	6	0	0	1	77	916
CLEVELAND	0	0	0	60	15	63	0	0	0	9	4,787	4,934
CLEVELAND HEIGHTS	0	0	0	58	0	0	0	0	0	0	18	76
CLEVELAND HOUSING	0	11	0	49	25	26	0	0	0	3	126	240
CLINTON COUNTY	0	0	22	0	0	7	0	0	0	0	0	29
COLUMBIANA COUNTY	0	0	39	0	1	2	0	0	0	0	0	42
CONNEAUT	0	0	6	0	0	0	0	0	0	0	0	6
COSHOCTON	0	0	22	0	1	10	1	0	1	0	5	40
CRAWFORD COUNTY	0	0	55	0	0	0	0	0	0	0	0	55
CUYAHOGA FALLS	0	0	8	0	0	6	0	0	0	0	50	64
DAYTON	0	0	0	0	0	33	46	0	0	0	554	633
DEFIANCE	0	0	3	0	4	13	0	0	0	0	21	41
DELAWARE	0	0	0	0	0	3	1	0	0	0	67	71
EAST CLEVELAND	0	0	0	0	0	4	0	0	0	0	9	13
EAST LIVERPOOL	0	0	7	0	1	0	0	0	0	0	0	8
EATON	0	0	12	0	0	2	0	0	0	0	4	18
ELYRIA	0	0	0	7	2	9	47	0	0	2	114	181
EUCLID	0	0	71	0	4	2	1	0	0	0	0	78
FAIRBORN	0	0	2	0	0	3	1	0	0	0	18	24
FAIRFIELD	0	0	1	0	0	1	0	0	0	0	48	50
FINDLAY	0	0	0	0	0	0	0	0	0	0	8	8
FOSTORIA	0	1	23	0	0	3	0	1	0	0	8	36
FRANKLIN	0	0	1	0	0	11	0	0	0	0	12	24
FRANKLIN COUNTY	2	39	71	341	0	100	0	1	0	6	482	1,042
FRANKLIN CO. ENVIRO.	0	0	0	0	0	0	0	0	0	0	1	1
FREMONT	0	1	26	0	0	3	0	0	0	1	2	33
GALLIPOLIS	0	0	1	1	1	1	0	0	0	0	0	4
GARFIELD HEIGHTS	0	48	0	2	3	9	0	0	0	0	88	150
GIRARD	0	1	1	0	0	5	0	0	0	0	4	11
HAMILTON	0	0	2	4	6	53	0	0	0	0	87	152
HAMILTON COUNTY	0	0	718	0	0	0	0	0	0	0	120,673	121,391
HARDIN COUNTY	0	10	1	0	2	6	0	0	0	0	0	19
HILLSBORO	0	0	35	0	67	22	0	0	0	5	6	135
HOCKING COUNTY	0	0	6	0	0	3	0	0	0	0	1	10
HURON	1	2	112	0	1	28	0	0	0	2	1	147
IRONTON	0	0	6	0	0	0	0	0	0	0	0	6
JACKSON COUNTY	49	3	1,189	0	0	140	5	2	1	5	34	1,428
KETTERING	0	1	173	0	0	5	10	1	0	0	140	330
LAKEWOOD	0	0	67	0	1	7	0	0	0	0	0	75

**MUNICIPAL COURTS**  
OTHER CIVIL TERMINATIONS (continued)  
2004

COURT	JURY TRIAL	COURT TRIAL	DEFAULT		FOR WANT OF PROSECUTION	OTHER DISMISSALS	TRANSFERRED OUT	PRIVATE JUDGE REFERRAL	UNAVAILABLE OF PARTY	BANKRUPTCY		TOTAL TERMINATIONS
			HEARING BY JUDGE	HEARING BY MAGISTRATE						STAY / INTER-LOCUTORY APPEAL	OTHER TERMINATIONS	
LANCASTER	0	15	51	0	0	15	0	0	0	0	0	81
LAWRENCE COUNTY	0	0	10	0	0	0	0	0	0	0	0	10
LEBANON	0	0	176	6	120	16	1	0	0	4	13	336
LICKING COUNTY	0	2	43	0	3	10	0	0	0	0	23	81
LIMA	0	0	0	0	0	0	0	0	0	0	57	57
LORAIN	0	0	1	0	0	57	0	0	0	2	634	694
LYNDHURST	0	0	0	0	0	0	0	0	0	5	293	298
MADISON COUNTY	0	1	5	0	0	3	0	0	0	0	0	9
MANSFIELD	0	12	25	1,793	76	442	0	0	0	14	868	3,230
MARIETTA	0	1	1	0	2	0	0	0	0	0	11	15
MARION	0	2	951	0	0	214	0	0	0	19	44	1,230
MARYSVILLE	0	0	19	0	2	2	0	0	0	0	0	23
MASON	0	0	92	36	53	1	1	0	0	2	2	187
MASSILLON	0	0	22	0	3	8	0	0	0	0	0	33
MAUMEE	0	25	0	0	0	0	0	0	0	0	6	31
MEDINA	0	0	1,105	64	39	251	11	0	0	36	0	1,506
MENTOR	0	0	0	1	0	3	0	0	0	0	29	33
MIAMI	0	0	0	0	0	5	2	0	0	3	44	54
MIAMISBURG	2	229	861	6	56	172	2	0	0	15	4	1,347
MIDDLETOWN	0	0	0	0	0	0	0	0	0	0	0	0
MORROW COUNTY	0	0	0	3	0	1	0	0	0	0	0	4
MOUNT VERNON	0	0	406	0	25	81	3	0	0	11	0	526
NAPOLEON	0	0	9	0	8	1	0	0	0	0	6	24
NEW PHILADELPHIA	0	0	13	116	0	7	0	0	0	0	1	137
NEWTON FALLS	0	0	17	0	0	4	0	0	0	0	0	21
NILES	0	0	4	0	0	0	0	0	1	0	16	21
NORWALK	0	14	21	0	1	1	0	0	0	0	4	41
OAKWOOD	0	3	39	0	9	17	0	0	0	1	0	69
OBERLIN	0	0	13	0	0	7	1	0	0	0	5	26
OREGON	0	0	7	0	0	16	0	0	0	0	1	24
OTTAWA COUNTY	0	0	4	0	3	5	0	0	0	0	0	12
PAINESVILLE	0	1	0	0	2	10	0	0	0	0	83	96
PARMA	0	0	0	42	0	28	10	0	0	0	16	96
PERRYSBURG	0	0	0	0	1	0	0	0	0	0	32	33
PORTAGE CO. - KENT	0	0	0	5	0	793	0	0	0	0	2	800
PORTAGE CO. - RAV.	0	0	0	1	2	983	0	0	0	0	1	987
PORTSMOUTH	0	7	9	0	3	3	1	1	0	1	3	28
ROCKY RIVER	0	348	0	0	6	25	170	0	0	0	0	549
SANDUSKY	0	0	62	0	0	0	0	0	0	0	0	62
SHAKER HEIGHTS	0	0	68	0	0	0	0	0	0	0	0	68
SHELBY	0	0	0	0	0	0	0	0	0	0	0	0
SIDNEY	0	2	18	0	0	13	0	0	0	0	1	34
SOUTH EUCLID	0	0	0	0	1	3	0	0	0	0	34	38
STEBENVILLE	0	3	538	0	0	38	0	0	0	3	19	601
STRUTHERS	0	0	2	0	0	0	0	0	0	0	1	3
SYLVANIA	0	0	8	0	0	0	0	0	0	0	0	8
TIFFIN	0	1	1	0	4	8	0	0	0	0	50	64
TOLEDO	0	0	6	0	1	8	1	0	0	1	1,253	1,270
TOLEDO HOUSING	0	0	0	0	0	0	0	0	0	0	5	5
UPPER SANDUSKY	1	1	135	0	15	7	0	0	0	5	6	170
VAN WERT COUNTY	0	0	13	0	0	1	0	0	0	0	0	14
VANDALIA	0	0	0	53	2	21	0	0	0	0	0	76
VERMILION	0	0	10	0	0	2	0	0	0	0	2	14
WADSWORTH	0	1	238	0	1	60	1	0	1	6	18	326
WARREN	0	0	11	1	1	19	0	0	1	0	8	41
WASHINGTON CH.	0	0	53	0	0	0	0	0	0	0	0	53
WAYNE COUNTY	0	10	5	7	0	8	0	0	0	0	4	34
WILLOUGHBY	0	1	1	0	13	0	0	0	0	8	107	130
XENIA	0	0	48	0	1	1	0	0	0	0	38	88
YOUNGSTOWN	0	0	0	0	0	5	0	0	0	0	57	62
ZANESVILLE	0	7	739	0	0	113	0	0	0	0	3	862
STATEWIDE	56	842	10,002	2,959	691	4,642	349	6	6	179	131,719	151,451



**MUNICIPAL COURTS**  
**SMALL CLAIMS OVERALL CASELOADS**  
2004

COURT	CASES		REACTIVATIONS		TOTAL TERMIN- ATIONS	CLEARANCE RATE	CASES PENDING DECEMBER 31	CASES PENDING BEYOND TIME GUIDELINES
	PENDING JANUARY 1	NEW FILINGS	AND TRANSFERS	TOTAL CASES				
AKRON	408	1,743	79	2,230	1,707	93.7%	523	0
ALLIANCE	14	372	0	386	311	83.6%	75	0
ASHLAND	103	792	2	897	767	96.6%	130	0
ASHTABULA	27	260	1	288	232	88.9%	56	0
ATHENS COUNTY	24	264	2	290	254	95.5%	36	0
AUGLAIZE COUNTY	49	158	2	209	131	81.9%	78	0
AVON LAKE	22	159	0	181	136	85.5%	45	0
BARBERTON	145	516	3	664	511	98.5%	153	19
BEDFORD	299	1,156	59	1,514	1,048	86.3%	466	0
BELLEFONTAINE	159	1,838	0	1,997	1,791	97.4%	206	0
BELLEVUE	12	182	0	194	183	100.5%	11	0
BEREA	637	956	2	1,595	1,288	134.4%	307	0
BOWLING GREEN	76	378	2	456	390	102.6%	66	0
BROWN COUNTY	32	128	3	163	129	98.5%	34	3
BRYAN	123	537	4	664	606	112.0%	58	0
CAMBRIDGE	19	176	0	195	182	103.4%	13	3
CAMPBELL	0	29	0	29	27	93.1%	2	0
CANTON	94	868	0	962	857	98.7%	105	0
CELINA	37	421	0	458	402	95.5%	56	0
CHAMPAIGN COUNTY	41	218	0	259	230	105.5%	29	0
CHARDON	82	549	3	634	564	102.2%	70	5
CHILLICOTHE	57	446	19	522	427	91.8%	95	0
CIRCLEVILLE	42	314	1	357	301	95.6%	56	0
CLARK COUNTY	244	411	0	655	475	115.6%	180	0
CLERMONT COUNTY	183	787	3	973	856	108.4%	117	2
CLEVELAND	2,300	5,859	306	8,465	6,665	108.1%	1,800	0
CLEVELAND HEIGHTS	50	249	0	299	254	102.0%	45	3
CLEVELAND HOUSING	0	0	0	0	0	-	0	0
CLINTON COUNTY	88	658	3	749	637	96.4%	112	0
COLUMBIANA COUNTY	65	329	3	397	337	101.5%	60	0
CONNEAUT	11	118	1	130	99	83.2%	31	0
COSHOCTON	31	355	3	389	356	99.4%	33	0
CRAWFORD COUNTY	56	356	2	414	336	93.9%	78	0
CUYAHOGA FALLS	375	778	0	1,153	600	77.1%	553	0
DAYTON	829	1,527	0	2,356	1,491	97.6%	865	0
DEFIANCE	73	377	0	450	407	108.0%	43	2
DELAWARE	79	486	4	569	515	105.1%	54	0
EAST CLEVELAND	241	883	42	1,166	886	95.8%	280	0
EAST LIVERPOOL	41	168	0	209	149	88.7%	60	2
EATON	28	172	0	200	157	91.3%	43	1
ELYRIA	434	1,037	0	1,471	1,048	101.1%	423	0
EUCLID	113	404	0	517	376	93.1%	141	0
FAIRBORN	71	388	3	462	397	101.5%	65	0
FAIRFIELD	57	236	3	296	245	102.5%	51	3
FINDLAY	98	693	9	800	680	96.9%	120	0
FOSTORIA	21	233	0	254	244	104.7%	10	0
FRANKLIN	72	69	0	141	127	184.1%	14	2
FRANKLIN COUNTY	5,465	9,593	72	15,130	11,452	118.5%	3,678	1,560
FRANKLIN CO. ENVIRO.	0	0	0	0	0	-	0	0
FREMONT	49	442	6	497	461	102.9%	36	0
GALLIPOLIS	22	169	21	212	199	104.7%	13	0
GARFIELD HEIGHTS	169	1,516	13	1,698	1,543	100.9%	155	0
GIRARD	81	263	0	344	238	90.5%	106	67
HAMILTON	384	1,198	6	1,588	1,059	88.0%	529	120
HAMILTON COUNTY	2,391	5,635	76	8,102	5,500	96.3%	2,602	0
HARDIN COUNTY	56	354	0	410	373	105.4%	37	0
HILLSBORO	128	404	2	534	430	105.9%	104	0
HOCKING COUNTY	34	204	2	240	198	96.1%	42	6
HURON	12	126	0	138	135	107.1%	3	0
IRONTON	7	33	0	40	39	118.2%	1	0
JACKSON COUNTY	66	562	0	628	568	101.1%	60	3
KETTERING	113	526	2	641	558	105.7%	83	3
LAKEWOOD	703	1,423	0	2,126	1,846	129.7%	280	0

**MUNICIPAL COURTS**  
**SMALL CLAIMS OVERALL CASELOADS (continued)**  
**2004**

COURT	CASES		REACTIVATIONS		TOTAL TERMIN- ATIONS	CLEARANCE RATE	CASES PENDING DECEMBER 31	CASES PENDING BEYOND TIME GUIDELINES
	PENDING JANUARY 1	NEW FILINGS	AND TRANSFERS	TOTAL CASES				
LANCASTER (Fairfield County)	89	435	0	524	450	103.4%	74	0
LAWRENCE COUNTY	44	190	5	239	193	99.0%	46	6
LEBANON	120	496	1	617	513	103.2%	104	29
LICKING COUNTY	153	1,127	0	1,280	1,084	96.2%	196	0
LIMA	82	381	12	475	440	112.0%	35	0
LORAIN	0	30	81	111	7	6.3%	104	27
LYNDHURST	128	467	26	621	505	102.4%	116	0
MADISON COUNTY	36	312	6	354	291	91.5%	63	0
MANSFIELD	133	516	6	655	581	111.3%	74	0
MARIETTA	123	497	0	620	505	101.6%	115	12
MARION	40	288	3	331	309	106.2%	22	0
MARYSVILLE	52	239	8	299	262	106.1%	37	0
MASON	23	84	0	107	90	107.1%	17	0
MASSILLON	124	659	0	783	666	101.1%	117	4
MAUMEE	23	244	1	268	206	84.1%	62	0
MEDINA	136	525	5	666	561	105.8%	105	11
MENTOR	53	521	6	580	479	90.9%	101	0
MIAMI	72	426	62	560	472	96.7%	88	0
MIAMISBURG	24	169	10	203	168	93.9%	35	0
MIDDLETOWN	157	892	8	1,057	831	92.3%	226	2
MORROW COUNTY	183	247	0	430	216	87.4%	214	0
MOUNT VERNON	51	350	0	401	351	100.3%	50	0
NAPOLEON	80	451	0	531	379	84.0%	152	0
NEW PHILADELPHIA	99	551	11	661	555	98.8%	106	8
NEWTON FALLS	12	49	0	61	49	100.0%	12	0
NILES	64	292	7	363	299	100.0%	64	3
NORWALK	72	562	1	635	566	100.5%	69	0
OAKWOOD	0	26	0	26	26	100.0%	0	0
OBERLIN	65	309	0	374	322	104.2%	52	1
OREGON	26	181	1	208	171	94.0%	37	0
OTTAWA COUNTY	121	405	3	529	427	104.7%	102	1
PAINESVILLE	50	256	11	317	288	107.9%	29	0
PARMA	204	1,099	9	1,312	1,131	102.1%	181	0
PERRYSBURG	107	525	74	706	544	90.8%	162	0
PORTAGE CO. - KENT	46	176	6	228	181	99.5%	47	6
PORTAGE CO. - RAV.	208	1,011	15	1,234	1,007	98.1%	227	26
PORTSMOUTH	110	369	36	515	433	106.9%	82	0
ROCKY RIVER	131	595	7	733	632	105.0%	101	3
SANDUSKY	72	746	6	824	713	94.8%	111	0
SHAKER HEIGHTS	208	856	2	1,066	904	105.4%	162	0
SHELBY	47	169	0	216	197	116.6%	19	4
SIDNEY	94	411	2	507	439	106.3%	68	0
SOUTH EUCLID	95	403	9	507	412	100.0%	95	0
STEUBENVILLE	59	278	0	337	216	77.7%	121	0
STRUTHERS	68	173	1	242	181	104.0%	61	41
SYLVANIA	84	443	1	528	479	107.9%	49	0
TIFFIN	55	555	2	612	536	96.2%	76	1
TOLEDO	821	3,267	98	4,186	3,181	94.5%	1,005	0
TOLEDO HOUSING	0	0	0	0	0	-	0	0
UPPER SANDUSKY	14	163	1	178	171	104.3%	7	0
VAN WERT COUNTY	14	109	0	123	106	97.2%	17	8
VANDALIA	106	471	11	588	432	89.6%	156	1
VERMILION	10	83	2	95	84	98.8%	11	1
WADSWORTH	33	261	1	295	250	95.4%	45	0
WARREN	227	912	11	1,150	866	93.8%	284	35
WASHINGTON CH.	45	298	0	343	255	85.6%	88	0
WAYNE COUNTY	433	1,176	4	1,613	1,232	104.4%	381	0
WILLOUGHBY	76	621	3	700	633	101.4%	67	0
XENIA	26	293	8	327	286	95.0%	41	0
YOUNGSTOWN	161	802	0	963	748	93.3%	215	0
ZANESVILLE	13	230	0	243	231	100.4%	12	0
STATEWIDE	23,744	80,153	1,347	105,244	83,152	102.0%	22,092	2,034

124

**MUNICIPAL COURTS**  
**SMALL CLAIMS TERMINATIONS**  
2004

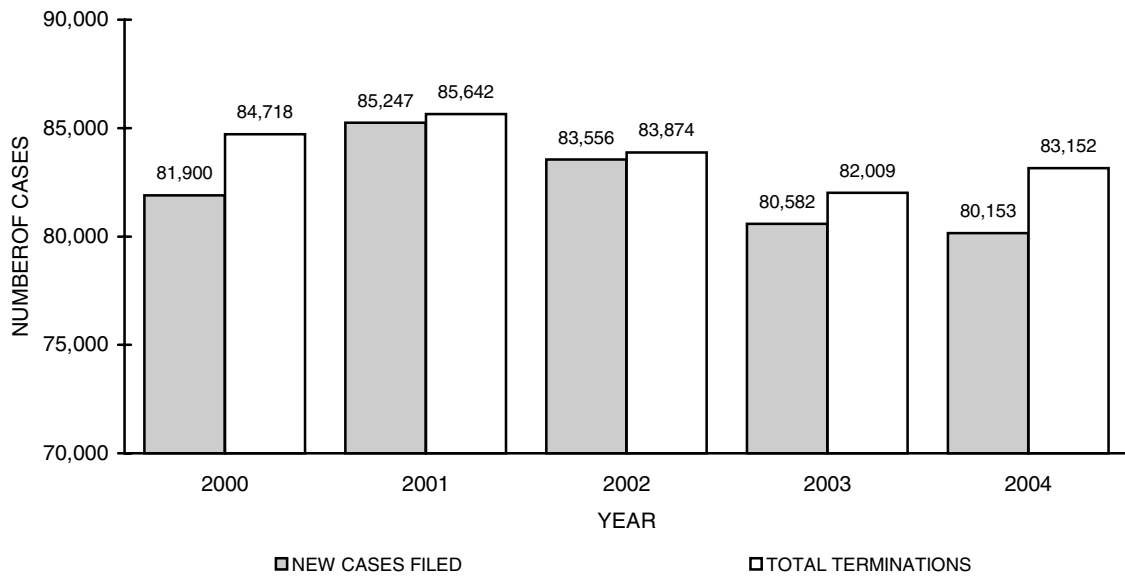
COURT	HEARING BY JUDGE	HEARING BY MAGISTRATE	TRANSFER TO REGULAR CIVIL DOCKET	DISMISSAL FOR WANT OF PROSECUTION	OTHER DISMISSALS	UNAVAIL- ABILITY OF ACCUSED	BANKRUPTCY STAY/INTERLOC- UTORY APPEAL	OTHER TERMIN- ATIONS	TOTAL TERMIN- ATIONS
AKRON	17	1,270	116	124	166	0	2	12	1,707
ALLIANCE	228	0	9	14	57	0	3	0	311
ASHLAND	479	42	0	31	197	0	9	9	767
ASHTABULA	167	0	0	0	62	0	3	0	232
ATHENS COUNTY	163	0	19	1	64	0	7	0	254
AUGLAIZE COUNTY	93	0	1	0	21	1	0	15	131
AVON LAKE	72	0	0	0	61	0	0	3	136
BARBERTON	297	0	6	18	175	0	13	2	511
BEDFORD	599	0	7	123	303	0	15	1	1,048
BELLEFONTAINE	1,065	143	0	77	487	0	19	0	1,791
BELLEVUE	142	0	1	0	38	0	1	1	183
BEREA	320	238	67	66	397	4	6	190	1,288
BOWLING GREEN	24	200	1	10	151	0	4	0	390
BROWN COUNTY	92	0	0	1	33	0	2	1	129
BRYAN	341	0	1	18	241	0	3	2	606
CAMBRIDGE	1	140	0	0	36	0	1	4	182
CAMPBELL	17	0	0	0	10	0	0	0	27
CANTON	1	671	8	69	107	0	0	1	857
CELINA	262	0	5	0	129	0	6	0	402
CHAMPAIGN COUNTY	15	124	2	16	72	0	1	0	230
CHARDON	8	352	8	13	177	0	5	1	564
CHILLICOTHE	9	289	1	0	124	0	4	0	427
CIRCLEVILLE	55	124	2	0	117	0	3	0	301
CLARK COUNTY	14	241	0	48	167	0	5	0	475
CLERMONT COUNTY	5	477	22	118	233	0	0	1	856
CLEVELAND	0	3,881	16	795	1,525	0	85	363	6,665
CLEVELAND HEIGHTS	11	194	0	1	48	0	0	0	254
CLEVELAND HOUSING	0	0	0	0	0	0	0	0	0
CLINTON COUNTY	1	404	0	0	229	0	1	2	637
COLUMBIANA COUNTY	218	0	16	11	91	0	0	1	337
CONNEAUT	70	0	1	1	26	1	0	0	99
COSHOCTON	243	0	1	4	103	0	5	0	356
CRAWFORD COUNTY	307	0	0	0	29	0	0	0	336
CUYAHOGA FALLS	19	372	4	5	156	0	5	39	600
DAYTON	382	444	46	320	249	38	7	5	1,491
DEFIANCE	284	0	4	14	102	0	3	0	407
DELAWARE	65	180	81	13	170	0	6	0	515
EAST CLEVELAND	552	165	1	11	148	0	5	4	886
EAST LIVERPOOL	112	0	0	23	12	0	2	0	149
EATON	105	0	0	0	50	0	1	1	157
ELYRIA	0	583	0	21	425	0	13	6	1,048
EUCLID	204	57	6	25	79	0	5	0	376
FAIRBORN	10	182	10	27	125	0	5	38	397
FAIRFIELD	13	86	3	8	112	0	5	18	245
FINDLAY	1	495	3	32	145	0	4	0	680
FOSTORIA	160	0	4	2	76	0	1	1	244
FRANKLIN	6	37	2	0	19	0	0	63	127
FRANKLIN COUNTY	20	8,655	177	0	22	7	29	2,542	11,452
FRANKLIN CO. ENVIRO.	0	0	0	0	0	0	0	0	0
FREMONT	319	0	1	9	129	0	2	1	461
GALLIPOLIS	12	119	1	15	42	5	3	2	199
GARFIELD HEIGHTS	416	572	6	45	497	0	5	2	1,543
GIRARD	6	169	4	10	45	0	3	1	238
HAMILTON	31	556	0	263	177	0	0	32	1,059
HAMILTON COUNTY	0	5,109	0	391	0	0	0	0	5,500
HARDIN COUNTY	46	184	0	0	139	0	4	0	373
HILLSBORO	77	198	2	1	131	13	2	6	430
HOCKING COUNTY	130	0	0	3	64	0	0	1	198
HURON	70	0	1	0	64	0	0	0	135
IRONTON	3	26	0	0	10	0	0	0	39
JACKSON COUNTY	376	0	1	0	183	0	0	8	568
KETTERING	5	362	28	29	114	0	5	15	558
LAKEWOOD	0	869	0	19	646	0	0	312	1,846

**MUNICIPAL COURTS**  
**SMALL CLAIMS TERMINATIONS (continued)**  
**2004**

COURT	HEARING BY JUDGE	HEARING BY MAGISTRATE	TRANSFER TO REGULAR CIVIL DOCKET	DISMISSAL FOR WANT OF PROSECUTION	OTHER DISMISSALS	UNAVAILABILITY OF ACCUSED	BANKRUPTCY STAY/INTERLOCUTORY APPEAL	OTHER TERMINATIONS	TOTAL TERMINATIONS
LANCASTER (Fairfield County)	13	277	5	0	132	0	9	14	450
LAWRENCE COUNTY	65	68	4	4	43	0	7	2	193
LEBANON	9	307	0	179	2	0	3	13	513
LICKING COUNTY	638	64	13	201	157	1	10	0	1,084
LIMA	5	374	12	24	6	0	2	17	440
LORAIN	0	7	0	0	0	0	0	0	7
LYNDHURST	216	1	3	3	234	0	5	43	505
MADISON COUNTY	187	0	0	0	102	0	2	0	291
MANSFIELD	249	95	2	4	176	0	1	54	581
MARIETTA	1	374	0	17	113	0	0	0	505
MARION	177	0	2	0	124	0	1	5	309
MARYSVILLE	1	152	2	12	91	0	2	2	262
MASON	49	7	6	28	0	0	0	0	90
MASSILLON	6	400	7	26	216	0	10	1	666
MAUMEE	78	0	1	10	114	0	3	0	206
MEDINA	1	340	1	19	185	0	12	3	561
MENTOR	13	299	1	0	148	0	9	9	479
MIAMI	195	81	12	0	104	0	10	70	472
MIAMISBURG	4	89	18	4	53	0	0	0	168
MIDDLETOWN	41	549	9	49	180	0	2	1	831
MORROW COUNTY	0	118	13	0	85	0	0	0	216
MOUNT VERNON	201	0	13	7	115	0	15	0	351
NAPOLEON	272	0	0	103	0	0	3	1	379
NEW PHILADELPHIA	3	348	0	0	191	0	7	6	555
NEWTON FALLS	24	0	1	5	19	0	0	0	49
NILES	217	0	0	10	0	0	3	69	299
NORWALK	317	0	5	21	216	0	6	1	566
OAKWOOD	0	0	26	0	0	0	0	0	26
OBERLIN	147	13	2	10	148	0	2	0	322
OREGON	111	0	0	0	56	2	1	1	171
OTTAWA COUNTY	5	292	25	9	91	2	0	3	427
PAINESVILLE	3	211	5	15	48	0	0	6	288
PARMA	0	1,129	2	0	0	0	0	0	1,131
PERRYSBURG	283	0	2	252	0	0	3	4	544
PORTAGE CO. - KENT	11	100	2	23	44	0	0	1	181
PORTAGE CO. - RAV.	77	569	8	47	297	0	8	1	1,007
PORTSMOUTH	3	269	9	13	66	60	9	4	433
ROCKY RIVER	9	318	10	40	247	0	8	0	632
SANDUSKY	1	576	6	14	110	0	6	0	713
SHAKER HEIGHTS	518	0	5	10	366	0	5	0	904
SHELBY	162	0	0	0	34	0	1	0	197
SIDNEY	285	0	0	0	153	0	1	0	439
SOUTH EUCLID	8	210	0	2	186	0	6	0	412
STEUBENVILLE	0	154	0	0	55	0	7	0	216
STRUTHERS	124	0	0	0	53	0	1	3	181
SYLVANIA	266	0	0	0	213	0	0	0	479
TIFFIN	352	0	1	3	180	0	0	0	536
TOLEDO	1	2,327	57	17	709	0	16	54	3,181
TOLEDO HOUSING	0	0	0	0	0	0	0	0	0
UPPER SANDUSKY	113	0	3	30	24	0	1	0	171
VAN WERT COUNTY	76	0	1	0	29	0	0	0	106
VANDALIA	0	256	0	35	101	2	5	33	432
VERMILION	52	0	0	1	23	0	1	7	84
WADSWORTH	168	0	1	1	41	0	4	35	250
WARREN	24	525	25	114	169	0	9	0	866
WASHINGTON CH.	222	0	7	0	24	0	2	0	255
WAYNE COUNTY	537	240	0	77	349	0	0	29	1,232
WILLOUGHBY	19	386	6	170	35	0	1	16	633
XENIA	136	0	0	11	131	0	6	2	286
YOUNGSTOWN	0	509	88	0	6	0	0	145	748
ZANESVILLE	168	0	0	0	63	0	0	0	231
STATEWIDE	15,623	40,244	1,116	4,465	16,664	136	543	4,361	83,152

124

**MUNICIPAL COURTS**  
Small Claims Cases  
2000 - 2004



# Section J

---

## County Courts



Adams County Courthouse  
West Union

**COUNTY COURTS**  
**COMPOSITE ADMINISTRATIVE JUDGE REPORT FOR THE ENTIRE STATE**  
**2004**

	FELONIES	MISDE- MEANORS	O.V.I.	OTHER TRAFFIC	PERSONAL INJURY AND PROPERTY DAMAGE	CONTRACTS	F. E. D.	OTHER CIVIL	SMALL CLAIMS	TOTAL
CASES PENDING BEGINNING OF YEAR	473	2,719	489	8,094	253	3,239	1,311	531	1,579	18,688
NEW CASES FILED	5,252	32,971	8,141	133,298	542	11,869	5,055	1,944	7,385	206,457
TRANSFERRED IN OR REACTIVATED	779	3,280	231	6,550	6	87	19	19	26	10,997
TOTAL CASES	6,504	38,970	8,861	147,942	801	15,195	6,385	2,494	8,990	236,142
CASES TERMINATED BY:										
HEARING BY JUDGE	1,740	9,842	2,323	24,023	370	8,061	2,305	1,268	4,339	54,271
HEARING BY MAGISTRATE	X	26	6	54	28	575	607	31	553	1,880
TRANSFER (INCLUDES INDIVIDUAL JUDGE ASSIGNMENT)	1,119	15,108	5,282	11,782	98	1,106	208	40	80	34,823
DISMISSAL:LACK OF SPEEDY TRIAL (CRIM.) OR WANT OF PROSECUTION (CIVIL)	7	80	48	52	9	220	121	4	114	655
OTHER DISMISSALS	1,804	2,793	195	1,413	100	1,503	1,910	298	2,189	12,205
VIOLATIONS BUREAU	X	2,607	X	92,885	X	X	X	X	X	95,492
UNAVAILABILITY OF ACCUSED	1,206	4,611	279	9,362	1	45	12	13	41	15,570
BANKRUPTCY STAY OR INTERLOCUTORY APPEAL	4	5	4	28	3	194	15	22	54	329
ALL OTHER TERMINATIONS	188	368	136	1,085	10	120	52	298	254	2,511
TOTAL TERMINATIONS	6,068	35,440	8,273	140,684	619	11,824	5,230	1,974	7,624	217,736
CASES PENDING END OF YEAR	436	3,530	588	7,258	182	3,371	1,155	520	1,366	18,406
TIME GUIDELINE (MONTHS)	1	6	6	6	24	12	12	12	6	X
CASES PENDING END OF YEAR BEYOND TIME GUIDELINE	122	112	25	241	4	170	274	25	191	1,164

Note: "X" indicates data not applicable

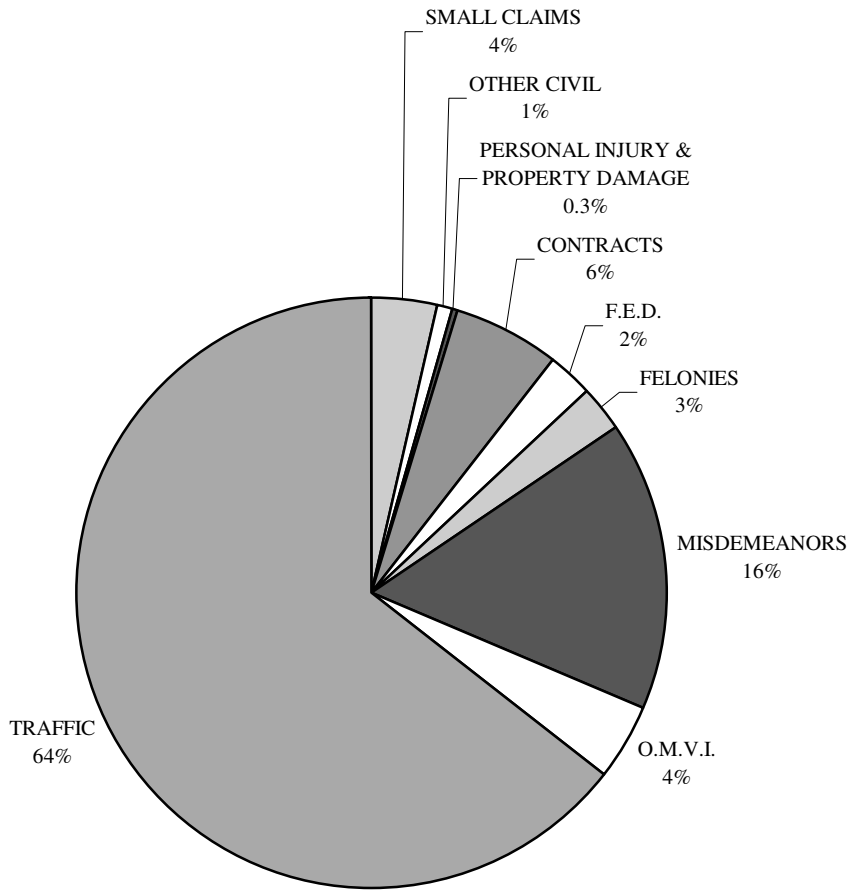
**COUNTY COURTS**  
 COMPOSITE INDIVIDUAL JUDGE REPORT FORM FOR THE ENTIRE STATE  
 2004

	MISDE- MEANORS	O.V.I.	OTHER TRAFFIC	PERSONAL INJURY AND PROPERTY DAMAGE	CONTRACTS	F. E. D.	OTHER CIVIL	TOTAL
CASES PENDING BEGINNING OF YEAR	3,171	1,373	2,467	59	358	10	14	7,452
NEW CASES ASSIGNED	15,091	5,308	11,854	93	977	193	44	33,560
TRANSFERRED IN OR REACTIVATED	1,378	228	1,264	4	73	9	2	2,958
TOTAL CASES	19,640	6,909	15,585	156	1,408	212	60	43,970
CASES TERMINATED BY:								
JURY TRIAL	144	83	104	3	32	1	2	369
COURT TRIAL	1,371	430	1,211	30	275	72	14	3,403
DEFAULT	X	X	X	25	321	6	3	355
GUILTY OR NO CONTEST PLEA TO ORIGINAL CHARGE	5,227	2,789	4,829	X	X	X	X	12,845
GUILTY OR NO CONTEST PLEA TO REDUCED CHARGE	3,423	1,750	4,008	X	X	X	X	9,181
DISMISSAL:LACK OF SPEEDY TRIAL (CRIM.) OR WANT OF PROSECUTION (CIVIL)	38	7	35	1	9	0	0	90
OTHER DISMISSALS	5,229	317	1,832	56	316	43	12	7,805
TRANSFERRED OUT	389	61	70	0	11	4	0	535
REFERRED TO A PRIVATE JUDGE	X	X	X	0	2	0	0	2
UNAVAILABILITY OF ACCUSED	1,487	245	1,557	0	1	0	0	3,290
BANKRUPTCY STAY OR INTERLOCUTORY APPEAL	2	0	0	0	32	2	0	36
ALL OTHER TERMINATIONS	142	44	137	8	62	25	10	428
TOTAL TERMINATIONS	17,452	5,726	13,783	123	1,061	153	41	38,339
CASES PENDING END OF YEAR	2,188	1,183	1,802	33	347	59	19	5,631
TIME GUIDELINE (MONTHS)	6	6	6	24	12	12	12	X
CASES PENDING END OF YEAR BEYOND TIME GUIDELINE	212	69	93	1	15	3	0	393

Note" X" indicates data not applicable



**COUNTY COURTS**  
**NEW CASES FILED COMPARISON**  
**2004**



**COUNTY COURTS  
OVERALL CASELOADS  
2004**

COURT	NUMBER OF JUDGES	--- POPULATION ---		NEW FILINGS, TRANSFERS, & REACTIVATIONS			----- TERMINATIONS -----		
		TOTAL	PER JUDGE	TOTAL	PER JUDGE	PER 1,000 POPULATION	TOTAL	PER JUDGE	PER 1,000 POPULATION
ADAMS	1	27,330	27,330	6,249	6,249	229	6,297	6,297	230
ASHTABULA (E)	1	26,941	26,941	3,861	3,861	143	3,929	3,929	146
ASHTABULA (W)	1	27,931	27,931	5,023	5,023	180	5,590	5,590	200
BELMONT (E)	1	18,908	18,908	3,244	3,244	172	3,412	3,412	180
BELMONT (N)	1	19,399	19,399	3,676	3,676	189	3,760	3,760	194
BELMONT (W)	1	31,919	31,919	4,465	4,465	140	4,520	4,520	142
BUTLER #1	1	32,029	32,029	7,477	7,477	233	7,404	7,404	231
BUTLER #2	1	41,957	41,957	8,119	8,119	194	7,923	7,923	189
BUTLER #3	1	72,984	72,984	9,742	9,742	133	9,557	9,557	131
CARROLL	1	28,836	28,836	3,525	3,525	122	3,635	3,635	126
DARKE	2	53,309	26,655	6,279	3,140	118	6,244	3,122	117
ERIE	1	14,897	14,897	10,289	10,289	691	10,409	10,409	699
FULTON (E)	1	20,717	20,717	5,195	5,195	251	5,177	5,177	250
FULTON (W)	1	21,367	21,367	7,391	7,391	346	7,481	7,481	350
HARRISON	1	15,856	15,856	3,500	3,500	221	3,536	3,536	223
HIGHLAND	1	8,938	8,938	1,463	1,463	164	1,437	1,437	161
HOLMES	1	38,943	38,943	3,956	3,956	102	4,068	4,068	104
JEFFERSON #1	1	19,665	19,665	3,758	3,758	191	3,663	3,663	186
JEFFERSON #2	1	21,419	21,419	2,108	2,108	98	2,179	2,179	102
JEFFERSON #3	1	13,795	13,795	2,083	2,083	151	2,259	2,259	164
MAHONING #2	1	42,518	42,518	8,483	8,483	200	9,189	9,189	216
MAHONING #3	1	21,094	21,094	3,539	3,539	168	3,573	3,573	169
MAHONING #4	1	44,275	44,275	11,461	11,461	259	11,577	11,577	261
MAHONING #5	1	21,090	21,090	6,377	6,377	302	6,505	6,505	308
MEIGS	1	23,072	23,072	4,026	4,026	174	3,962	3,962	172
MONROE	1	15,180	15,180	1,377	1,377	91	1,398	1,398	92
MONTGOMERY #1	3	55,377	18,459	14,959	4,986	270	15,020	5,007	271
MONTGOMERY #2	2	65,235	32,618	10,251	5,126	157	10,355	5,178	159
MORGAN	1	14,897	14,897	1,103	1,103	74	1,094	1,094	73
MUSKINGUM	2	58,999	29,500	8,177	4,089	139	8,259	4,130	140
NOBLE	1	14,058	14,058	1,886	1,886	134	1,791	1,791	127
PAULDING	1	20,293	20,293	3,210	3,210	158	3,224	3,224	159
PERRY	1	34,078	34,078	4,146	4,146	122	4,153	4,153	122
PIKE	1	27,695	27,695	3,874	3,874	140	3,334	3,334	120
PUTNAM	2	34,726	17,363	3,181	1,591	92	3,341	1,671	96
SANDUSKY #1	1	14,539	14,539	6,808	6,808	468	6,886	6,886	474
SANDUSKY #2	1	12,532	12,532	4,980	4,980	397	4,976	4,976	397
TRUMBULL (C)	1	21,724	21,724	2,959	2,959	136	3,053	3,053	141
TRUMBULL (E)	1	16,969	16,969	1,692	1,692	100	1,644	1,644	97
TUSCARAWAS	1	25,533	25,533	3,339	3,339	131	3,550	3,550	139
VINTON	1	12,806	12,806	2,340	2,340	183	2,313	2,313	181
WARREN	2	53,479	26,740	10,841	5,421	203	11,055	5,528	207
STATEWIDE	49	1,207,309	24,639	220,412	4,498	183	222,732	4,546	184

42

All population figures based on 2000 U.S.Census

**COUNTY COURTS**  
**FELONY OVERALL CASELOADS**  
2004

COURT	CASES PENDING JANUARY 1	NEW FILINGS	REACTIVATIONS AND TRANSFERS	TOTAL CASES	TOTAL TERMIN- ATIONS	CLEARANCE RATE	CASES PENDING DECEMBER 31	CASES PENDING BEYOND TIME GUIDELINES
ADAMS	8	84	5	97	95	106.7%	2	0
ASHTABULA (E)	18	254	61	333	312	99.0%	21	10
ASHTABULA (W)	14	243	0	257	236	97.1%	21	0
BELMONT (E)	13	109	8	130	117	100.0%	13	11
BELMONT (N)	3	194	0	197	193	99.5%	4	0
BELMONT (W)	2	96	0	98	96	100.0%	2	1
BUTLER #1	37	254	27	318	282	100.4%	36	0
BUTLER #2	16	210	22	248	207	89.2%	41	0
BUTLER #3	35	331	165	531	505	101.8%	26	0
CARROLL	19	75	5	99	95	118.8%	4	0
DARKE	0	0	0	0	0	-	0	0
ERIE	5	89	5	99	87	92.6%	12	0
FULTON (E)	2	39	0	41	38	97.4%	3	0
FULTON (W)	1	43	1	45	45	102.3%	0	0
HARRISON	7	67	4	78	67	94.4%	11	5
HIGHLAND	7	65	4	76	69	100.0%	7	0
HOLMES	12	60	0	72	56	93.3%	16	0
JEFFERSON #1	8	66	0	74	67	101.5%	7	3
JEFFERSON #2	7	48	0	55	49	102.1%	6	0
JEFFERSON #3	12	45	0	57	49	108.9%	8	5
MAHONING #2	69	491	45	605	570	106.3%	35	5
MAHONING #3	14	123	27	164	150	100.0%	14	0
MAHONING #4	18	294	97	409	397	101.5%	12	1
MAHONING #5	30	119	51	200	174	102.4%	26	10
MEIGS	27	370	4	401	390	104.3%	11	37
MONROE	5	15	0	20	18	120.0%	2	0
MONTGOMERY #1	1	165	53	219	214	98.2%	5	0
MONTGOMERY #2	2	151	44	197	196	100.5%	1	0
MORGAN	5	17	0	22	18	105.9%	4	0
MUSKINGUM	3	61	0	64	64	104.9%	0	0
NOBLE	0	58	2	60	54	90.0%	6	2
PAULDING	2	35	2	39	36	97.3%	3	0
PERRY	3	57	3	63	61	101.7%	2	0
PIKE	10	156	25	191	178	98.3%	13	5
PUTNAM	8	50	0	58	55	110.0%	3	1
SANDUSKY #1	2	38	1	41	38	97.4%	3	0
SANDUSKY #2	7	33	3	43	37	102.8%	6	0
TRUMBULL (C)	13	123	7	143	135	103.8%	8	0
TRUMBULL (E)	6	106	7	119	110	97.3%	9	7
TUSCARAWAS	0	37	0	37	37	100.0%	0	0
VINTON	1	93	8	102	93	92.1%	9	7
WARREN	21	288	93	402	378	99.2%	24	12
STATEWIDE	473	5,252	779	6,504	6,068	100.6%	436	122

42

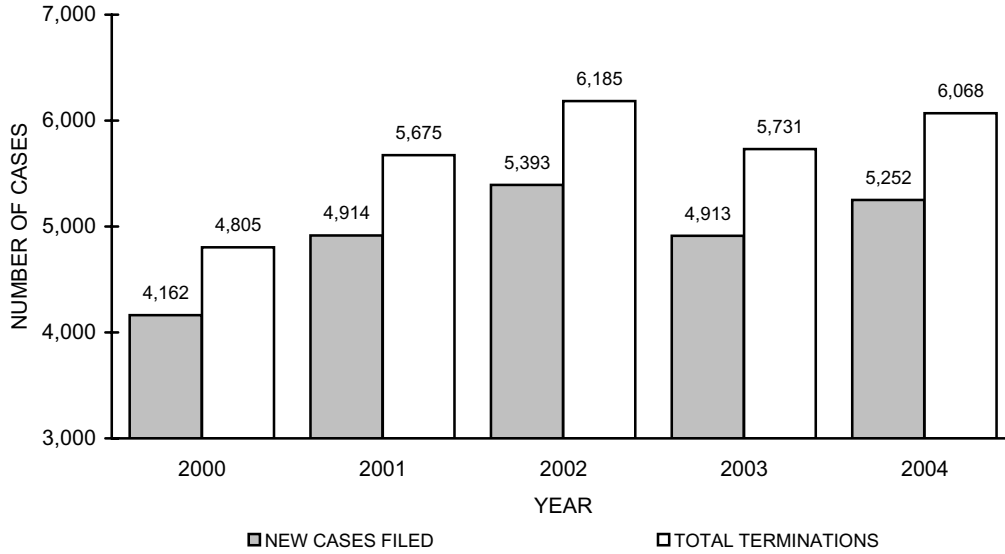
**COUNTY COURTS**  
**FELONY TERMINATIONS**  
2004

COURT	PRELIMINARY HEARING BINDOVER	WAIVER PRELIMINARY HEARING	DISMISSAL: LACK OF SPEEDY TRIAL	OTHER DISMIS- SALS	UNAVAIL- ABILITY OF ACCUSED	BANKRUPTCY STAY/INTER- LOCUTORY APPEAL	OTHER TERMIN- ATIONS	TOTAL TERMIN- ATIONS
ADAMS	41	0	0	37	11	0	6	95
ASHTABULA (E)	90	5	0	58	142	1	16	312
ASHTABULA (W)	16	97	0	96	27	0	0	236
BELMONT (E)	66	1	0	45	2	0	3	117
BELMONT (N)	48	0	0	112	32	0	1	193
BELMONT (W)	15	26	0	32	19	0	4	96
BUTLER #1	44	82	0	129	25	0	2	282
BUTLER #2	76	34	0	95	2	0	0	207
BUTLER #3	128	75	1	153	147	0	1	505
CARROLL	13	0	1	77	4	0	0	95
DARKE	0	0	0	0	0	0	0	0
ERIE	11	56	0	14	6	0	0	87
FULTON (E)	22	2	0	14	0	0	0	38
FULTON (W)	5	0	0	37	3	0	0	45
HARRISON	15	7	0	43	2	0	0	67
HIGHLAND	30	0	0	33	6	0	0	69
HOLMES	22	2	0	32	0	0	0	56
JEFFERSON #1	33	0	0	28	5	0	1	67
JEFFERSON #2	35	0	1	8	5	0	0	49
JEFFERSON #3	32	0	0	11	2	2	2	49
MAHONING #2	24	155	1	246	136	0	8	570
MAHONING #3	56	0	0	46	47	0	1	150
MAHONING #4	195	2	1	36	117	0	46	397
MAHONING #5	69	0	0	58	32	0	15	174
MEIGS	17	260	0	9	92	0	12	390
MONROE	1	0	0	5	1	0	11	18
MONTGOMERY #1	29	77	0	46	62	0	0	214
MONTGOMERY #2	39	60	0	47	50	0	0	196
MORGAN	11	1	0	6	0	0	0	18
MUSKINGUM	5	52	0	4	2	0	1	64
NOBLE	21	16	2	2	1	0	12	54
PAULDING	15	9	0	9	2	1	0	36
PERRY	25	6	0	18	4	0	8	61
PIKE	85	0	0	71	22	0	0	178
PUTNAM	28	0	0	24	3	0	0	55
SANDUSKY #1	21	0	0	13	1	0	3	38
SANDUSKY #2	21	1	0	12	3	0	0	37
TRUMBULL (C)	49	53	0	15	18	0	0	135
TRUMBULL (E)	38	40	0	16	15	0	1	110
TUSCARAWAS	33	0	0	0	4	0	0	37
VINTON	16	0	0	33	44	0	0	93
WARREN	200	0	0	34	110	0	34	378
STATEWIDE	1,740	1,119	7	1,804	1,206	4	188	6,068

42

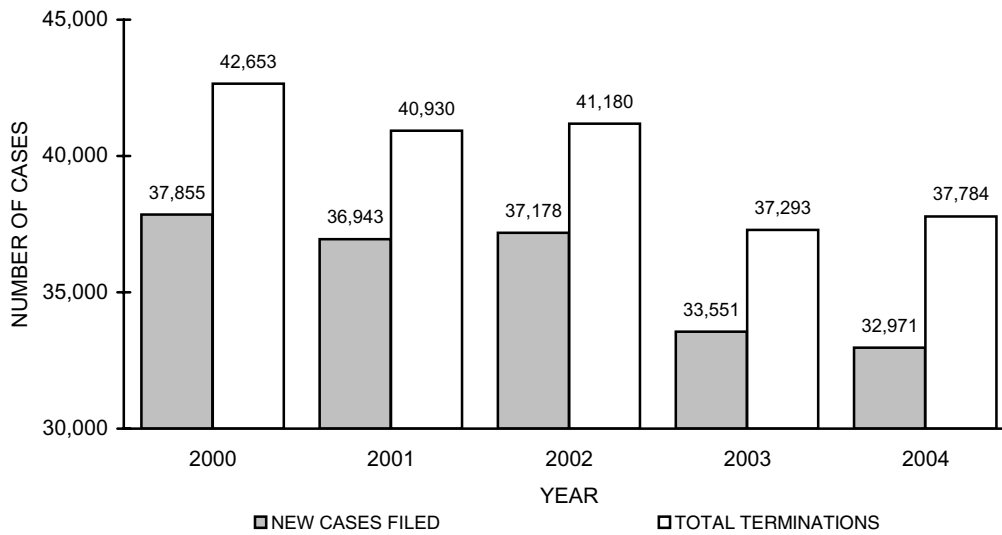
### COUNTY COURTS

Felony Cases  
2000-2004



### COUNTY COURTS

Misdemeanor Cases  
2000-2004



**COUNTY COURTS**  
**MISDEMEANOR OVERALL CASELOADS**  
2004

COURT	CASES PENDING JANUARY 1	NEW FILINGS	REACTIVATIONS AND TRANSFERS	TOTAL CASES	TOTAL TERMIN- ATIONS	CLEARANCE RATE	CASES PENDING DECEMBER 31	CASES PENDING BEYOND TIME GUIDELINES
ADAMS	97	533	77	707	645	105.7%	62	7
ASHTABULA (E)	107	565	115	787	673	99.0%	114	10
ASHTABULA (W)	198	813	7	1,018	867	105.7%	151	0
BELMONT (E)	194	712	27	933	808	109.3%	125	14
BELMONT (N)	109	1,126	1	1,236	1,180	104.7%	56	0
BELMONT (W)	82	864	0	946	879	101.7%	67	3
BUTLER #1	307	1,987	182	2,476	2,044	94.2%	432	0
BUTLER #2	166	809	87	1,062	782	87.3%	280	0
BUTLER #3	199	1,271	502	1,972	1,733	97.7%	239	0
CARROLL	149	850	26	1,025	896	102.3%	129	2
DARKE	153	1,396	11	1,560	1,399	99.4%	161	0
ERIE	38	366	31	435	404	101.8%	31	0
FULTON (E)	124	529	0	653	579	109.5%	74	7
FULTON (W)	136	903	198	1,237	1,141	103.6%	96	0
HARRISON	132	612	90	834	717	102.1%	117	18
HIGHLAND	142	532	94	768	617	98.6%	151	0
HOLMES	116	404	16	536	425	101.2%	111	0
JEFFERSON #1	41	297	4	342	249	82.7%	93	33
JEFFERSON #2	48	236	0	284	252	106.8%	32	0
JEFFERSON #3	56	218	77	351	313	106.1%	38	4
MAHONING #2	300	1,370	271	1,941	1,784	108.7%	157	5
MAHONING #3	114	548	26	688	588	102.4%	100	12
MAHONING #4	123	1,078	117	1,318	1,209	101.2%	109	0
MAHONING #5	112	448	107	667	582	104.9%	85	10
MEIGS	236	776	8	1,020	555	70.8%	465	34
MONROE	77	398	38	513	448	102.8%	65	4
MONTGOMERY #1	575	3,136	1,240	4,951	4,575	104.5%	376	5
MONTGOMERY #2	234	1,688	393	2,315	2,119	101.8%	196	2
MORGAN	36	352	12	400	366	100.5%	34	0
MUSKINGUM	97	947	22	1,066	979	101.0%	87	0
NOBLE	17	253	22	292	266	96.7%	26	3
PAULDING	101	416	14	531	427	99.3%	104	14
PERRY	65	741	54	860	772	97.1%	88	3
PIKE	115	535	125	775	405	61.4%	370	61
PUTNAM	159	685	0	844	741	108.2%	103	12
SANDUSKY #1	49	371	35	455	384	94.6%	71	0
SANDUSKY #2	79	258	21	358	295	105.7%	63	0
TRUMBULL (C)	199	691	57	947	781	104.4%	166	1
TRUMBULL (E)	73	298	17	388	296	94.0%	92	6
TUSCARAWAS	217	845	1	1,063	937	110.8%	126	10
VINTON	33	449	22	504	465	98.7%	39	2
WARREN	285	1,665	511	2,461	2,207	101.4%	254	42
STATEWIDE	5,890	32,971	4,658	43,519	37,784	100.4%	5,735	324

42

**COUNTY COURTS**  
**MISDEMEANOR TERMINATIONS**

2004

COURT	JURY TRIAL	COURT TRIAL	GUILTY/NO CONTEST TO ORIGINAL CHARGE		GUILTY/NO CONTEST TO REDUCED	DISMISSAL: LACK OF SPEEDY TRIAL	OTHER DISMISSALS	VIOLATIONS BUREAU	TRANS-FERRED OUT	UNAVAIL-ABILITY OF PARTY	BANKRUPTCY	
			JUDGE	MAGISTRATE							STAY / INTER-LOCUTORY APPEAL	OTHER TERMINATIONS
ADAMS	3	22	228	0	49	0	126	102	0	114	0	1
ASHTABULA (E)	0	5	195	0	70	5	285	23	0	88	0	2
ASHTABULA (W)	0	1	398	0	65	0	196	90	0	117	0	0
BELMONT (E)	2	19	284	0	32	1	365	32	1	37	0	35
BELMONT (N)	21	2	409	0	34	2	349	25	0	312	0	26
BELMONT (W)	0	10	319	0	43	0	237	81	0	170	0	19
BUTLER #1	3	42	458	0	448	0	611	322	52	105	0	3
BUTLER #2	5	16	405	6	19	0	210	80	33	7	1	0
BUTLER #3	9	62	851	0	4	0	251	120	67	368	0	1
CARROLL	0	2	320	0	96	1	276	132	12	56	0	1
DARKE	1	289	754	0	30	0	247	5	0	73	0	0
ERIE	0	6	214	0	11	0	54	77	0	42	0	0
FULTON (E)	6	141	297	8	15	0	35	3	0	59	0	15
FULTON (W)	0	146	572	0	3	0	171	40	21	181	0	7
HARRISON	0	7	219	0	35	0	247	68	0	141	0	0
HIGHLAND	0	15	246	0	45	0	198	39	0	74	0	0
HOLMES	0	107	176	5	55	0	18	43	21	0	0	0
JEFFERSON #1	0	0	129	0	8	19	52	16	0	24	0	1
JEFFERSON #2	0	2	115	0	19	8	80	13	3	12	0	0
JEFFERSON #3	59	0	201	0	17	1	13	16	0	5	1	0
MAHONING #2	0	12	852	0	180	0	340	19	31	312	0	38
MAHONING #3	2	252	101	1	2	0	88	35	0	100	0	7
MAHONING #4	1	0	531	0	35	16	291	60	0	248	0	27
MAHONING #5	0	0	167	0	119	0	105	7	13	135	0	36
MEIGS	0	0	174	0	31	0	0	47	36	226	0	41
MONROE	0	5	110	0	10	0	110	86	0	51	0	76
MONTGOMERY #1	0	50	691	1	1,077	7	1,301	52	16	1,370	0	10
MONTGOMERY #2	0	25	862	0	318	3	332	159	19	391	0	10
MORGAN	2	2	173	0	27	0	65	80	1	11	2	3
MUSKINGUM	1	18	741	0	0	0	43	135	5	28	0	8
NOBLE	1	0	121	0	6	34	6	55	0	8	0	35
PAULDING	8	8	231	3	37	1	64	18	2	52	0	3
PERRY	1	9	407	0	49	5	76	120	3	72	0	30
PIKE	3	3	239	0	23	0	0	1	1	124	0	11
PUTNAM	2	3	325	0	72	1	288	37	0	13	0	0
SANDUSKY #1	1	0	225	0	23	0	51	42	2	38	0	2
SANDUSKY #2	0	0	136	0	27	2	73	28	0	29	0	0
TRUMBULL (C)	0	9	389	0	38	1	72	83	2	187	0	0
TRUMBULL (E)	0	7	142	2	41	0	69	1	1	33	0	0
TUSCARAWAS	6	56	405	0	112	7	229	65	0	55	0	2
VINTON	0	0	245	0	0	0	60	71	0	89	0	0
WARREN	7	18	1,012	0	98	4	338	79	47	541	3	60
STATEWIDE	144	1,371	15,069	26	3,423	118	8,022	2,607	389	6,098	7	510

42

**COUNTY COURTS**  
**O.V.I. OVERALL CASELOADS**  
2004

COURT	CASES PENDING JANUARY 1	NEW FILINGS	REACTIVATIONS AND TRANSFERS	TOTAL CASES	TOTAL TERMIN- ATIONS	CLEARANCE RATE	CASES PENDING DECEMBER 31	CASES PENDING BEYOND TIME GUIDELINES
ADAMS	77	227	14	318	261	108.3%	57	4
ASHTABULA (E)	31	163	10	204	171	98.8%	33	4
ASHTABULA (W)	80	359	2	441	393	108.9%	48	0
BELMONT (E)	47	188	0	235	210	111.7%	25	0
BELMONT (N)	20	351	1	372	346	98.3%	26	0
BELMONT (W)	20	188	0	208	183	97.3%	25	4
BUTLER #1	42	258	5	305	248	94.3%	57	0
BUTLER #2	60	242	7	309	232	93.2%	77	0
BUTLER #3	77	394	40	511	402	92.6%	109	0
CARROLL	39	181	7	227	201	106.9%	26	2
DARKE	40	185	3	228	198	105.3%	30	0
ERIE	38	188	10	236	208	105.1%	28	1
FULTON (E)	59	150	0	209	162	108.0%	47	0
FULTON (W)	28	133	12	173	165	113.8%	8	0
HARRISON	11	124	2	137	119	94.4%	18	0
HIGHLAND	17	53	2	72	57	103.6%	15	0
HOLMES	20	113	3	136	111	95.7%	25	0
JEFFERSON #1	64	273	2	339	285	103.6%	54	16
JEFFERSON #2	32	145	0	177	150	103.4%	27	0
JEFFERSON #3	12	67	37	116	101	97.1%	15	2
MAHONING #2	134	254	16	404	346	128.1%	58	2
MAHONING #3	46	124	7	177	143	109.2%	34	1
MAHONING #4	90	459	38	587	482	97.0%	105	1
MAHONING #5	66	248	8	322	258	100.8%	64	6
MEIGS	33	162	0	195	174	107.4%	21	0
MONROE	11	67	1	79	66	97.1%	13	0
MONTGOMERY #1	66	294	37	397	339	102.4%	58	2
MONTGOMERY #2	39	179	22	240	201	100.0%	39	1
MORGAN	7	80	1	88	76	93.8%	12	0
MUSKINGUM	56	423	15	494	428	97.7%	66	0
NOBLE	32	81	34	147	132	114.8%	15	3
PAULDING	25	139	2	166	134	95.0%	32	1
PERRY	32	141	8	181	157	105.4%	24	0
PIKE	61	284	28	373	229	73.4%	144	25
PUTNAM	46	148	0	194	176	118.9%	18	1
SANDUSKY #1	30	163	2	195	160	97.0%	35	0
SANDUSKY #2	32	127	15	174	154	108.5%	20	0
TRUMBULL (C)	23	82	3	108	82	96.5%	26	0
TRUMBULL (E)	35	95	1	131	99	103.1%	32	1
TUSCARAWAS	61	160	0	221	181	113.1%	40	1
VINTON	22	83	0	105	76	91.6%	29	7
WARREN	101	366	64	531	460	107.0%	71	9
STATEWIDE	1,862	8,141	459	10,462	8,756	101.8%	1,706	94

42



**COUNTY COURTS  
O.V.I. TERMINATIONS**

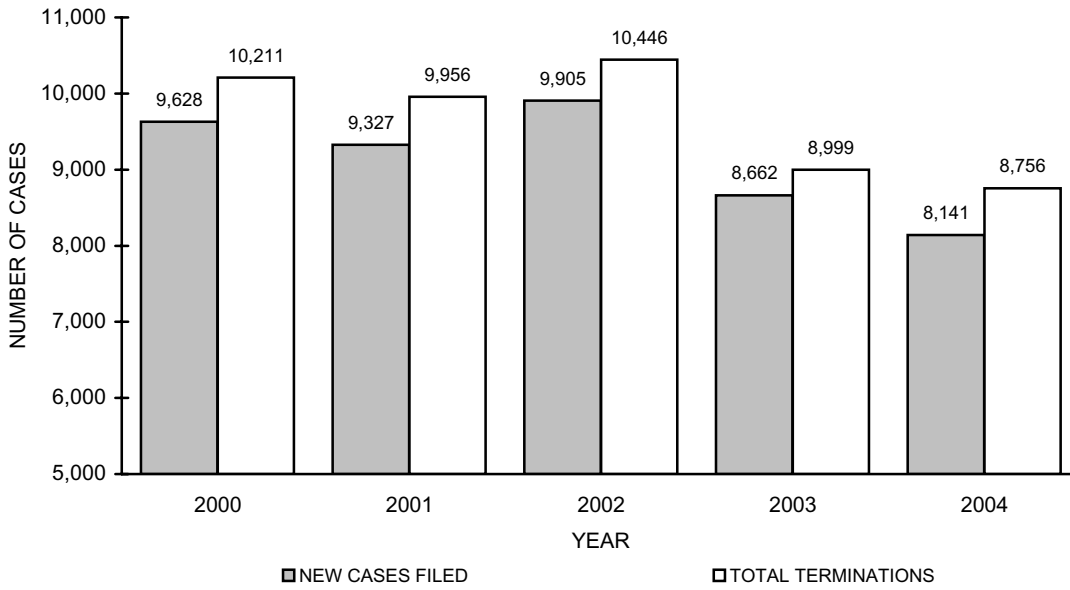
2004

COURT	JURY TRIAL	COURT TRIAL	GUILTY/NO CONTEST TO ORIGINAL CHARGE		GUILTY/NO CONTEST TO REDUCED	DISMISSAL: LACK OF SPEEDY TRIAL	OTHER DISMISSALS	TRANS-FERRED OUT	UNAVAIL-ABILITY OF PARTY	BANKRUPTCY		TOTAL TERMINATIONS
			JUDGE	REFEREE						STAY/INTER-LOCUTORY APPEAL	OTHER TERMINATIONS	
ADAMS	2	3	156	0	55	1	21	0	20	0	3	261
ASHTABULA (E)	1	2	109	0	37	2	7	0	13	0	0	171
ASHTABULA (W)	2	0	276	0	70	0	12	0	33	0	0	393
BELMONT (E)	0	0	87	0	69	0	23	0	4	0	27	210
BELMONT (N)	53	0	202	0	58	0	19	0	12	0	2	346
BELMONT (W)	0	1	130	0	14	0	22	1	6	0	9	183
BUTLER #1	0	4	137	0	70	0	8	14	15	0	0	248
BUTLER #2	2	0	215	0	3	0	4	7	1	0	0	232
BUTLER #3	4	0	326	0	0	0	5	21	46	0	0	402
CARROLL	0	0	154	0	26	1	11	1	7	0	1	201
DARKE	0	83	95	0	11	0	4	0	5	0	0	198
ERIE	0	0	171	0	0	0	23	0	14	0	0	208
FULTON (E)	3	92	46	3	4	0	5	0	2	0	7	162
FULTON (W)	1	80	63	0	0	0	11	6	3	0	1	165
HARRISON	0	1	63	0	40	0	11	0	3	0	1	119
HIGHLAND	0	0	34	0	16	0	6	0	1	0	0	57
HOLMES	1	64	40	3	1	0	2	0	0	0	0	111
JEFFERSON #1	0	1	123	0	65	24	65	1	5	0	1	285
JEFFERSON #2	0	0	61	0	55	6	21	5	2	0	0	150
JEFFERSON #3	2	0	68	0	23	1	4	0	0	3	0	101
MAHONING #2	0	0	121	0	171	0	20	0	32	0	2	346
MAHONING #3	0	89	7	0	29	0	5	0	9	0	4	143
MAHONING #4	2	0	254	0	157	3	23	0	22	0	21	482
MAHONING #5	0	0	97	0	117	0	6	0	16	0	22	258
MEIGS	0	0	39	0	67	0	34	8	18	0	8	174
MONROE	0	0	41	0	16	1	3	0	4	0	1	66
MONTGOMERY #1	0	0	101	0	186	0	9	0	42	0	1	339
MONTGOMERY #2	1	3	144	0	23	0	11	1	18	0	0	201
MORGAN	0	0	58	0	14	0	4	0	0	0	0	76
MUSKINGUM	0	3	397	0	0	0	6	6	12	0	4	428
NOBLE	0	0	64	0	0	8	0	0	7	0	53	132
PAULDING	0	0	85	0	34	0	7	0	8	0	0	134
PERRY	3	0	115	0	20	4	4	0	11	0	0	157
PIKE	2	0	161	0	25	0	0	4	28	0	9	229
PUTNAM	0	0	81	0	67	1	26	0	1	0	0	176
SANDUSKY #1	2	0	131	0	22	0	2	1	2	0	0	160
SANDUSKY #2	1	0	96	0	35	0	6	0	16	0	0	154
TRUMBULL (C)	0	0	58	0	15	0	3	1	5	0	0	82
TRUMBULL (E)	0	3	57	0	18	1	6	5	9	0	0	99
TUSCARAWAS	0	0	121	0	32	0	21	0	6	0	1	181
VINTON	1	0	54	0	1	0	19	0	1	0	0	76
WARREN	0	1	274	0	95	2	13	7	65	1	2	460
STATEWIDE	83	430	5,112	6	1,761	55	512	89	524	4	180	8,756

42

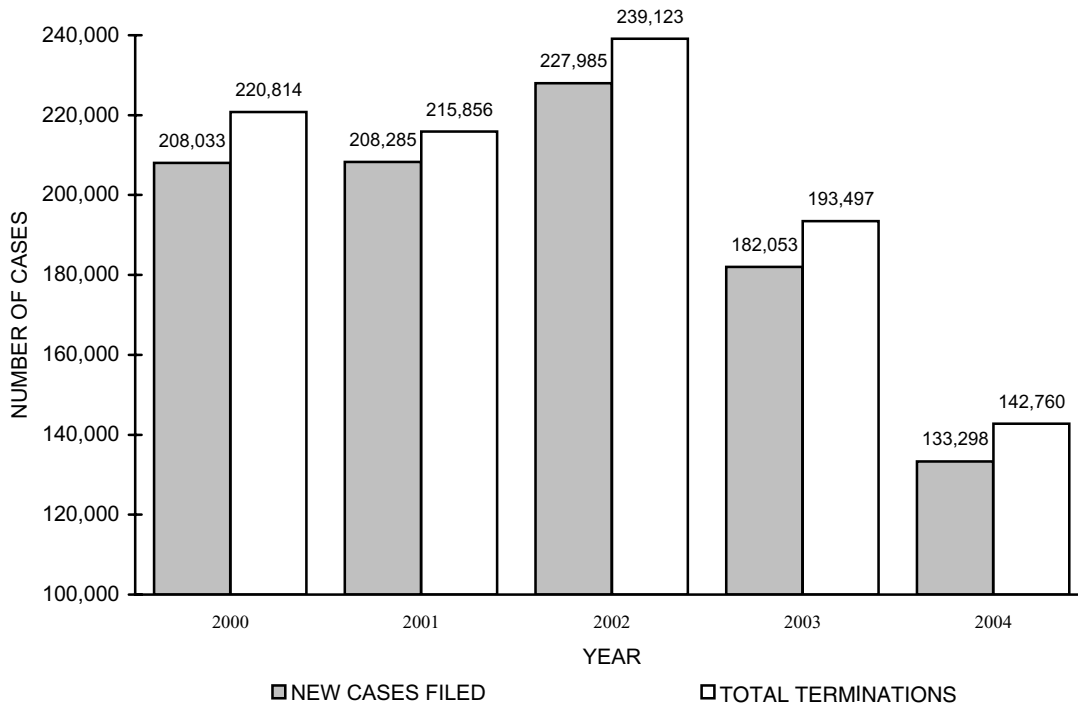
**COUNTY COURTS**

O.V.I. Cases  
2000-2004



**COUNTY COURTS**

Other Traffic Cases  
2000-2004



**COUNTY COURTS**  
**OTHER TRAFFIC OVERALL CASELOADS**  
**2004**

COURT	CASES PENDING JANUARY 1	NEW FILINGS	REACTIVATIONS AND TRANSFERS	TOTAL CASES	TOTAL TERMIN- ATIONS	CLEARANCE RATE	CASES PENDING DECEMBER 31	CASES PENDING BEYOND TIME GUIDELINES
ADAMS	156	4,578	196	4,930	4,742	99.3%	188	0
ASHTABULA (E)	169	1,868	209	2,246	2,128	102.5%	118	7
ASHTABULA (W)	728	2,774	27	3,529	3,354	119.7%	175	0
BELMONT (E)	184	1,701	3	1,888	1,781	104.5%	107	7
BELMONT (N)	114	1,419	1	1,534	1,463	103.0%	71	0
BELMONT (W)	288	2,864	0	3,152	2,868	100.1%	284	2
BUTLER #1	374	4,164	129	4,667	4,328	100.8%	339	0
BUTLER #2	772	5,745	324	6,841	5,961	98.2%	880	0
BUTLER #3	374	5,093	435	5,902	5,409	97.8%	493	0
CARROLL	111	1,773	8	1,892	1,807	101.5%	85	0
DARKE	158	3,486	4	3,648	3,504	100.4%	144	3
ERIE	443	8,552	825	9,820	9,490	101.2%	330	0
FULTON (E)	190	3,732	0	3,922	3,662	98.1%	260	0
FULTON (W)	253	4,662	337	5,252	5,001	100.0%	251	1
HARRISON	98	2,145	179	2,422	2,351	101.2%	71	1
HIGHLAND	46	458	18	522	478	100.4%	44	0
HOLMES	143	2,659	0	2,802	2,692	101.2%	110	0
JEFFERSON #1	146	2,792	7	2,945	2,783	99.4%	162	79
JEFFERSON #2	78	1,292	0	1,370	1,304	100.9%	66	0
JEFFERSON #3	260	1,334	65	1,659	1,555	111.2%	104	44
MAHONING #2	779	4,453	244	5,476	5,206	110.8%	270	1
MAHONING #3	177	2,303	122	2,602	2,453	101.2%	149	16
MAHONING #4	597	6,892	577	8,066	7,507	100.5%	559	0
MAHONING #5	281	4,586	324	5,191	5,005	101.9%	186	10
MEIGS	437	2,270	20	2,727	2,425	105.9%	302	60
MONROE	37	640	30	707	661	98.7%	46	0
MONTGOMERY #1	490	7,323	1,054	8,867	8,213	98.0%	654	8
MONTGOMERY #2	252	5,677	450	6,379	6,120	99.9%	259	0
MORGAN	18	406	1	425	415	102.0%	10	0
MUSKINGUM	378	5,759	16	6,153	5,870	101.6%	283	0
NOBLE	13	1,248	48	1,309	1,219	94.1%	90	5
PAULDING	104	2,154	10	2,268	2,174	100.5%	94	1
PERRY	92	2,174	128	2,394	2,269	98.6%	125	1
PIKE	176	1,869	180	2,225	1,964	95.9%	261	43
PUTNAM	157	1,737	1	1,895	1,797	103.4%	98	14
SANDUSKY #1	401	5,229	566	6,196	5,880	101.5%	316	0
SANDUSKY #2	317	4,159	137	4,613	4,231	98.5%	382	0
TRUMBULL (C)	110	1,573	46	1,729	1,665	102.8%	64	0
TRUMBULL (E)	70	736	42	848	784	100.8%	64	4
TUSCARAWAS	170	1,713	6	1,889	1,799	104.7%	90	7
VINTON	81	1,421	6	1,508	1,417	99.3%	91	15
WARREN	339	5,885	1,039	7,263	7,025	101.5%	238	8
STATEWIDE	10,561	133,298	7,814	151,673	142,760	101.2%	8,913	337

42

**COUNTY COURTS**  
**OTHER TRAFFIC TERMINATIONS**

2004

COURT	JURY TRIAL	COURT TRIAL	GUILTY/NO CONTEST TO ORIGINAL CHARGE		GUILTY/NO CONTEST TO REDUCED	DISMISSAL: LACK OF SPEEDY TRIAL	OTHER DISMISSALS	VIOLA-TIONS BUREAU	TRANS-FERRED OUT	UNAVAIL-ABILITY OF PARTY	BANKRUPTCY	OTHER TERMIN-ATIONS
			JUDGE	MAGISTRATE							STAY / INTER-LOCUTORY APPEAL	
ADAMS	4	4	702	0	82	3	74	3,568	1	303	0	1
ASHTABULA (E)	0	10	211	0	105	5	55	1,506	0	231	0	5
ASHTABULA (W)	0	0	839	0	87	0	85	2,023	0	302	18	0
BELMONT (E)	0	16	214	0	51	1	70	1,282	0	134	0	13
BELMONT (N)	16	0	440	0	36	1	58	773	0	138	0	1
BELMONT (W)	0	24	253	0	28	0	59	2,278	0	220	0	6
BUTLER #1	2	48	857	0	219	0	240	2,758	10	191	0	3
BUTLER #2	4	9	1,332	0	27	0	130	4,225	27	202	0	5
BUTLER #3	8	67	1,401	0	1	0	145	3,229	21	532	0	5
CARROLL	2	11	573	0	44	1	31	1,128	0	17	0	0
DARKE	0	140	1,085	0	19	0	35	2,101	0	124	0	0
ERIE	0	26	774	0	9	0	61	7,649	0	971	0	0
FULTON (E)	1	166	557	11	43	0	19	2,391	0	459	0	15
FULTON (W)	2	102	346	0	0	0	73	4,044	7	395	0	32
HARRISON	0	3	246	0	88	0	48	1,770	0	196	0	0
HIGHLAND	0	11	197	0	10	0	34	218	0	8	0	0
HOLMES	0	64	300	7	7	0	12	2,295	0	0	0	7
JEFFERSON #1	0	0	656	0	16	14	93	1,808	1	194	0	1
JEFFERSON #2	0	0	314	0	21	9	67	814	3	76	0	0
JEFFERSON #3	20	0	451	0	26	6	24	1,011	0	7	10	0
MAHONING #2	0	21	1,196	2	564	2	196	2,588	2	212	0	423
MAHONING #3	2	354	351	0	0	0	45	1,550	1	55	0	95
MAHONING #4	4	0	1,364	0	393	23	137	4,983	0	153	0	450
MAHONING #5	0	0	543	0	301	0	114	3,588	0	433	0	26
MEIGS	0	0	305	0	34	0	0	1,799	13	223	0	51
MONROE	0	5	86	0	6	0	6	519	0	37	0	2
MONTGOMERY #1	2	29	2,232	0	885	3	407	3,317	0	1,328	0	10
MONTGOMERY #2	0	14	2,153	20	108	2	330	2,854	1	631	0	7
MORGAN	0	0	127	0	5	0	28	250	1	4	0	0
MUSKINGUM	0	20	638	0	0	0	34	5,130	4	39	0	5
NOBLE	0	0	73	0	4	8	5	1,030	0	66	0	33
PAULDING	2	4	242	0	11	1	24	1,805	0	85	0	0
PERRY	2	3	333	1	11	0	20	1,742	3	153	0	1
PIKE	4	6	1,085	0	11	0	0	663	2	182	0	11
PUTNAM	2	4	442	0	80	0	132	1,115	1	21	0	0
SANDUSKY #1	0	3	371	0	177	2	34	4,579	1	711	0	2
SANDUSKY #2	2	6	316	0	193	2	77	3,343	3	289	0	0
TRUMBULL (C)	0	2	396	0	63	0	24	1,072	1	107	0	0
TRUMBULL (E)	2	4	313	11	35	1	22	333	1	62	0	0
TUSCARAWAS	2	0	342	1	49	0	66	1,244	0	94	0	1
VINTON	0	0	298	0	0	0	34	967	0	118	0	0
WARREN	21	35	3,898	1	178	3	97	1,543	22	1,216	0	11
STATEWIDE	104	1,211	28,852	54	4,027	87	3,245	92,885	126	10,919	28	1,222

42

**COUNTY COURTS**  
**PERSONAL INJURY AND PROPERTY DAMAGE OVERALL CASELOADS**  
**2004**

COURT	CASES PENDING JANUARY 1	NEW FILINGS	REACTIVATIONS AND TRANSFERS	TOTAL CASES	TOTAL TERMIN- ATIONS	CLEARANCE RATE	CASES PENDING DECEMBER 31	CASES PENDING BEYOND TIME GUIDELINES
ADAMS	16	30	0	46	31	103.3%	15	1
ASHTABULA (E)	10	7	0	17	13	185.7%	4	1
ASHTABULA (W)	0	0	0	0	0	-	0	0
BELMONT (E)	0	11	0	11	6	54.5%	5	0
BELMONT (N)	11	12	0	23	19	158.3%	4	0
BELMONT (W)	15	14	0	29	25	178.6%	4	0
BUTLER #1	15	23	0	38	30	130.4%	8	0
BUTLER #2	4	27	0	31	24	88.9%	7	0
BUTLER #3	33	54	1	88	60	109.1%	28	0
CARROLL	0	0	0	0	0	-	0	0
DARKE	13	39	0	52	38	97.4%	14	0
ERIE	8	8	0	16	15	187.5%	1	0
FULTON (E)	0	2	0	2	1	50.0%	1	0
FULTON (W)	0	0	0	0	0	-	0	0
HARRISON	0	7	0	7	7	100.0%	0	0
HIGHLAND	6	4	0	10	9	225.0%	1	0
HOLMES	0	0	0	0	0	-	0	0
JEFFERSON #1	0	0	0	0	0	-	0	0
JEFFERSON #2	0	0	0	0	0	-	0	0
JEFFERSON #3	0	0	0	0	0	-	0	0
MAHONING #2	21	67	1	89	68	100.0%	21	0
MAHONING #3	0	1	0	1	1	-	0	0
MAHONING #4	25	27	3	55	44	146.7%	11	0
MAHONING #5	0	10	0	10	7	70.0%	3	0
MEIGS	8	18	0	26	19	105.6%	7	0
MONROE	0	0	0	0	0	-	0	0
MONTGOMERY #1	23	39	0	62	50	128.2%	12	0
MONTGOMERY #2	23	42	0	65	46	109.5%	19	0
MORGAN	0	3	0	3	3	100.0%	0	0
MUSKINGUM	0	1	0	1	1	100.0%	0	0
NOBLE	4	4	2	10	9	150.0%	1	0
PAULDING	2	5	0	7	6	120.0%	1	0
PERRY	12	16	0	28	25	156.3%	3	0
PIKE	23	21	1	45	29	131.8%	16	3
PUTNAM	0	0	0	0	0	-	0	0
SANDUSKY #1	1	1	0	2	1	-	1	0
SANDUSKY #2	3	4	0	7	3	75.0%	4	0
TRUMBULL (C)	16	18	0	34	24	133.3%	10	0
TRUMBULL (E)	4	7	0	11	7	100.0%	4	0
TUSCARAWAS	0	0	0	0	0	-	0	0
VINTON	0	0	0	0	0	-	0	0
WARREN	16	20	2	38	29	131.8%	9	0
STATEWIDE	312	542	10	864	650	117.8%	214	5

42

**COUNTY COURTS**  
**PERSONAL INJURY AND PROPERTY DAMAGE TERMINATIONS**  
2004

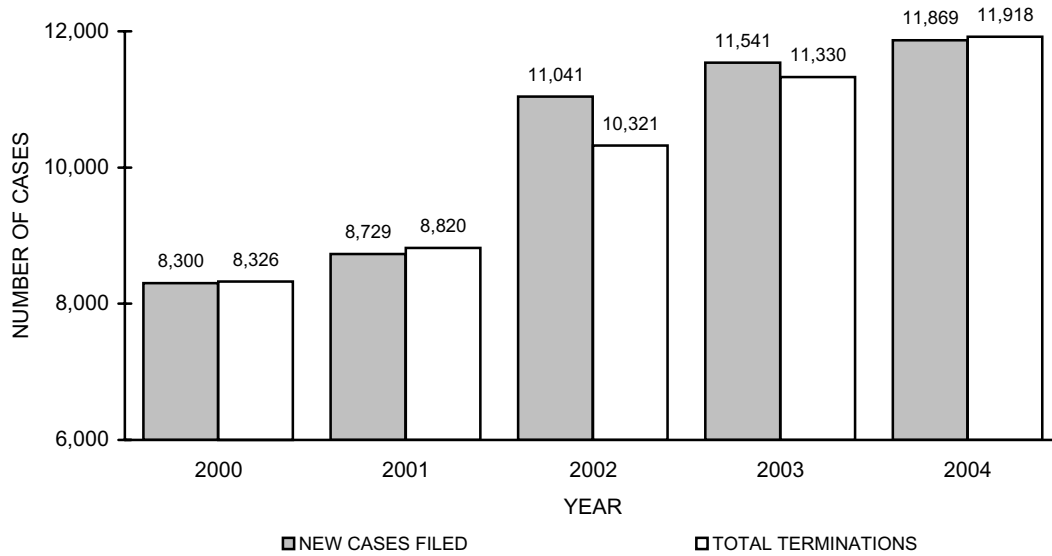
COURT	JURY TRIAL	COURT TRIAL	DISMISSALS					BANKRUPTCY			TOTAL TERMINATIONS	
			DEFAULT HEARING BY JUDGE	DEFAULT HEARING BY MAGISTRATE	FOR WANT OF PROSECUTION	OTHER DISMISSALS	TRANSFERRED OUT	PRIVATE JUDGE REFERRAL	UNAVAILABLE OF PARTY	STAY / INTER-LOCUTORY APPEAL		OTHER TERMINATIONS
ADAMS	0	0	27	0	4	0	0	0	0	0	0	31
ASHTABULA (E)	0	0	9	0	0	4	0	0	0	0	0	13
ASHTABULA (W)	0	0	0	0	0	0	0	0	0	0	0	0
BELMONT (E)	0	0	6	0	0	0	0	0	0	0	0	6
BELMONT (N)	0	0	14	0	0	5	0	0	0	0	0	19
BELMONT (W)	0	0	20	0	0	5	0	0	0	0	0	25
BUTLER #1	2	4	19	2	0	2	0	0	0	0	1	30
BUTLER #2	0	0	15	0	0	9	0	0	0	0	0	24
BUTLER #3	0	0	29	4	0	24	0	0	0	0	3	60
CARROLL	0	0	0	0	0	0	0	0	0	0	0	0
DARKE	0	2	24	0	0	9	0	0	0	0	3	38
ERIE	0	2	11	0	0	2	0	0	0	0	0	15
FULTON (E)	0	0	0	0	0	0	0	0	0	0	1	1
FULTON (W)	0	0	0	0	0	0	0	0	0	0	0	0
HARRISON	0	0	5	0	0	2	0	0	0	0	0	7
HIGHLAND	0	0	6	0	0	3	0	0	0	0	0	9
HOLMES	0	0	0	0	0	0	0	0	0	0	0	0
JEFFERSON #1	0	0	0	0	0	0	0	0	0	0	0	0
JEFFERSON #2	0	0	0	0	0	0	0	0	0	0	0	0
JEFFERSON #3	0	0	0	0	0	0	0	0	0	0	0	0
MAHONING #2	0	1	48	0	0	15	0	0	1	1	2	68
MAHONING #3	0	0	1	0	0	0	0	0	0	0	0	1
MAHONING #4	0	1	20	2	0	18	2	0	0	1	0	44
MAHONING #5	0	1	4	0	0	2	0	0	0	0	0	7
MEIGS	0	0	1	0	0	15	0	0	0	0	3	19
MONROE	0	0	0	0	0	0	0	0	0	0	0	0
MONTGOMERY #1	1	3	33	0	0	10	2	0	0	1	0	50
MONTGOMERY #2	0	2	35	0	1	8	0	0	0	0	0	46
MORGAN	0	0	3	0	0	0	0	0	0	0	0	3
MUSKINGUM	0	0	1	0	0	0	0	0	0	0	0	1
NOBLE	0	2	1	0	2	1	0	0	0	0	3	9
PAULDING	0	0	5	0	0	1	0	0	0	0	0	6
PERRY	0	0	18	0	3	2	0	0	0	0	2	25
PIKE	0	0	26	0	0	3	0	0	0	0	0	29
PUTNAM	0	0	0	0	0	0	0	0	0	0	0	0
SANDUSKY #1	0	0	0	0	0	1	0	0	0	0	0	1
SANDUSKY #2	0	1	0	0	0	0	2	0	0	0	0	3
TRUMBULL (C)	0	2	12	0	0	10	0	0	0	0	0	24
TRUMBULL (E)	0	3	2	0	0	2	0	0	0	0	0	7
TUSCARAWAS	0	0	0	0	0	0	0	0	0	0	0	0
VINTON	0	0	0	0	0	0	0	0	0	0	0	0
WARREN	0	6	0	20	0	3	0	0	0	0	0	29
STATEWIDE	3	30	395	28	10	156	6	0	1	3	18	650

42

### COUNTY COURTS

#### Contracts Cases

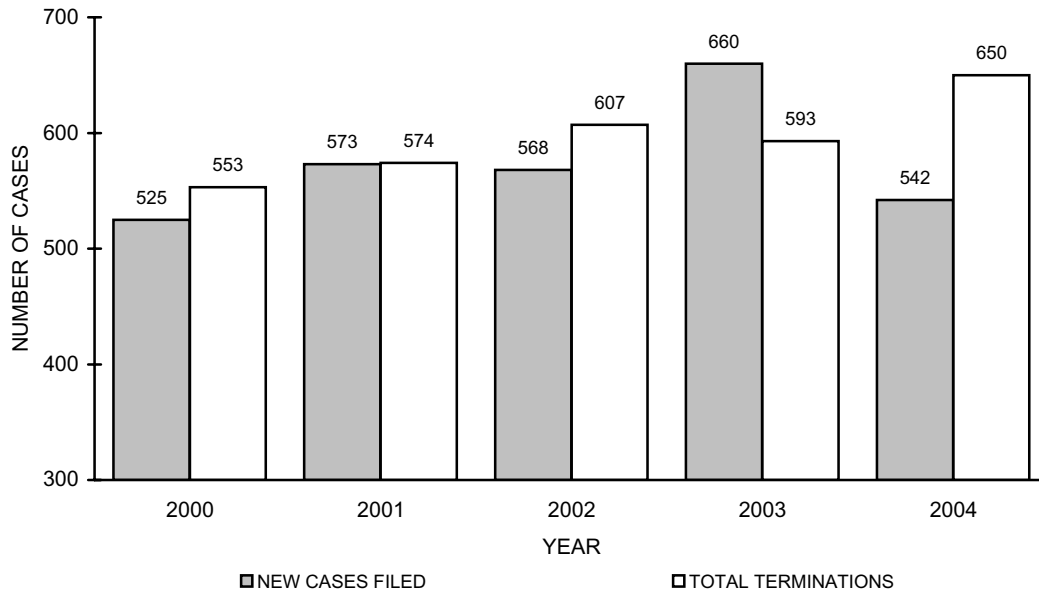
2000-2004



### COUNTY COURTS

#### Personal Injury and Property Damage Cases

2000-2004



**COUNTY COURTS**  
**CONTRACTS OVERALL CASELOADS**  
2004

COURT	CASES PENDING JANUARY 1	NEW FILINGS	REACTIVATIONS AND TRANSFERS	TOTAL CASES	TOTAL TERMIN- ATIONS	CLEARANCE RATE	CASES PENDING DECEMBER 31	CASES PENDING BEYOND TIME GUIDELINES
ADAMS	102	315	0	417	330	104.8%	87	2
ASHTABULA (E)	141	340	1	482	353	103.5%	129	28
ASHTABULA (W)	153	540	0	693	482	89.3%	211	2
BELMONT (E)	56	187	0	243	190	101.6%	53	1
BELMONT (N)	47	199	0	246	197	99.0%	49	0
BELMONT (W)	75	228	0	303	257	112.7%	46	0
BUTLER #1	71	205	1	277	180	87.4%	97	0
BUTLER #2	100	116	7	223	166	135.0%	57	0
BUTLER #3	208	518	12	738	515	97.2%	223	0
CARROLL	0	0	0	0	0	-	0	0
DARKE	136	742	0	878	700	94.3%	178	0
ERIE	15	96	0	111	88	91.7%	23	0
FULTON (E)	0	3	0	3	0	0.0%	3	0
FULTON (W)	0	0	0	0	0	-	0	0
HARRISON	35	148	0	183	153	103.4%	30	0
HIGHLAND	29	77	0	106	65	84.4%	41	0
HOLMES	44	202	0	246	220	108.9%	26	0
JEFFERSON #1	37	168	2	207	137	80.6%	70	9
JEFFERSON #2	81	218	0	299	239	109.6%	60	0
JEFFERSON #3	44	159	0	203	151	95.0%	52	3
MAHONING #2	154	598	12	764	593	97.2%	171	6
MAHONING #3	39	161	0	200	134	83.2%	66	3
MAHONING #4	241	774	37	1,052	811	100.0%	241	2
MAHONING #5	115	252	28	395	280	100.0%	115	15
MEIGS	53	195	1	249	183	93.4%	66	0
MONROE	0	0	0	0	0	-	0	0
MONTGOMERY #1	269	865	3	1,137	889	102.4%	248	5
MONTGOMERY #2	206	800	0	1,006	765	95.6%	241	8
MORGAN	28	132	14	174	139	95.2%	35	0
MUSKINGUM	191	709	0	900	689	97.2%	211	4
NOBLE	19	80	13	112	69	74.2%	43	2
PAULDING	4	61	0	65	50	82.0%	15	0
PERRY	110	468	0	578	509	108.8%	69	0
PIKE	198	415	7	620	388	91.9%	232	92
PUTNAM	80	350	0	430	362	103.4%	68	0
SANDUSKY #1	54	207	0	261	218	105.3%	43	0
SANDUSKY #2	67	147	0	214	174	118.4%	40	0
TRUMBULL (C)	53	196	0	249	189	96.4%	60	1
TRUMBULL (E)	48	156	6	210	155	95.7%	55	1
TUSCARAWAS	67	285	0	352	289	101.4%	63	0
VINTON	0	0	0	0	0	-	0	0
WARREN	227	557	16	800	609	106.3%	191	1
STATEWIDE	3,597	11,869	160	15,626	11,918	99.1%	3,708	185

42



**COUNTY COURTS  
CONTRACTS TERMINATIONS**

2004

COURT	JURY TRIAL	COURT TRIAL	DEFAULT HEARING BY JUDGE	DEFAULT HEARING BY MAGISTRATE	FOR WANT OF PROSECUTION	OTHER DISMISSALS	TRANSFERRED OUT	PRIVATE JUDGE REFERRAL	UNAVAILABILITY OF PARTY	BANKRUPTCY		TOTAL TERMINATIONS
										STAY / INTERLOCUTORY APPEAL	OTHER TERMINATIONS	
ADAMS	0	0	256	0	63	2	0	0	0	8	1	330
ASHTABULA (E)	1	4	264	0	0	63	1	0	0	13	7	353
ASHTABULA (W)	0	0	325	0	10	137	2	0	0	8	0	482
BELMONT (E)	0	0	147	0	0	38	0	0	0	0	5	190
BELMONT (N)	0	1	146	0	0	33	0	0	0	12	5	197
BELMONT (W)	0	0	193	0	0	50	0	0	0	11	3	257
BUTLER #1	5	19	121	2	10	23	0	0	0	0	0	180
BUTLER #2	0	1	81	12	37	32	1	0	0	1	1	166
BUTLER #3	0	2	331	14	0	141	5	0	0	12	10	515
CARROLL	0	0	0	0	0	0	0	0	0	0	0	0
DARKE	1	16	556	0	0	101	0	0	0	22	4	700
ERIE	0	0	80	0	0	8	0	0	0	0	0	88
FULTON (E)	0	0	0	0	0	0	0	0	0	0	0	0
FULTON (W)	0	0	0	0	0	0	0	0	0	0	0	0
HARRISON	0	8	117	0	0	20	0	0	0	8	0	153
HIGHLAND	0	3	48	0	0	13	0	0	0	0	1	65
HOLMES	0	0	191	0	0	27	0	0	0	2	0	220
JEFFERSON #1	0	0	127	0	0	6	1	0	1	2	0	137
JEFFERSON #2	0	0	169	0	0	62	0	0	6	1	1	239
JEFFERSON #3	0	0	43	0	0	0	77	0	26	5	0	151
MAHONING #2	1	15	430	3	0	115	1	0	0	20	8	593
MAHONING #3	2	4	97	0	0	16	0	0	0	3	12	134
MAHONING #4	3	31	554	15	12	120	17	0	11	27	21	811
MAHONING #5	2	20	172	0	0	59	9	1	1	6	10	280
MEIGS	0	0	38	0	1	123	0	0	0	6	15	183
MONROE	0	0	0	0	0	0	0	0	0	0	0	0
MONTGOMERY #1	2	13	719	0	4	131	9	0	0	9	2	889
MONTGOMERY #2	0	11	637	0	27	74	2	0	0	12	2	765
MORGAN	0	0	87	0	1	26	22	0	0	2	1	139
MUSKINGUM	0	0	640	0	0	49	0	0	0	0	0	689
NOBLE	0	0	24	0	6	15	0	0	0	2	22	69
PAULDING	0	0	39	0	0	6	0	0	0	5	0	50
PERRY	1	1	403	0	46	27	2	0	0	12	17	509
PIKE	0	0	328	0	0	54	0	0	1	5	0	388
PUTNAM	1	0	271	0	0	64	0	0	0	0	26	362
SANDUSKY #1	9	8	167	0	0	27	1	1	0	4	1	218
SANDUSKY #2	2	14	118	0	0	39	0	0	0	1	0	174
TRUMBULL (C)	1	11	138	1	8	25	0	0	0	5	0	189
TRUMBULL (E)	0	24	97	1	4	25	0	0	0	2	2	155
TUSCARAWAS	0	4	227	0	0	56	0	0	0	0	2	289
VINTON	0	0	0	0	0	0	0	0	0	0	0	0
WARREN	1	65	1	527	0	12	0	0	0	0	3	609
STATEWIDE	32	275	8,382	575	229	1,819	150	2	46	226	182	11,918

42

**COUNTY COURTS**  
**F.E.D. OVERALL CASELOADS**  
**2004**

COURT	CASES PENDING JANUARY 1	NEW FILINGS	REACTIVATIONS AND TRANSFERS	TOTAL CASES	TOTAL TERMIN- ATIONS	CLEARANCE RATE	CASES PENDING DECEMBER 31	CASES PENDING BEYOND TIME GUIDELINES
ADAMS	13	112	0	125	108	96.4%	17	0
ASHTABULA (E)	11	61	0	72	62	101.6%	10	3
ASHTABULA (W)	47	153	0	200	135	88.2%	65	0
BELMONT (E)	11	73	0	84	74	101.4%	10	1
BELMONT (N)	20	89	0	109	91	102.2%	18	0
BELMONT (W)	3	31	0	34	33	106.5%	1	0
BUTLER #1	32	71	0	103	74	104.2%	29	0
BUTLER #2	95	396	3	494	436	109.3%	58	0
BUTLER #3	148	651	1	800	675	103.5%	125	0
CARROLL	13	52	0	65	57	109.6%	8	0
DARKE	7	133	0	140	127	95.5%	13	1
ERIE	6	17	0	23	21	123.5%	2	0
FULTON (E)	11	49	1	61	51	102.0%	10	0
FULTON (W)	6	87	0	93	87	100.0%	6	0
HARRISON	2	39	0	41	35	89.7%	6	0
HIGHLAND	9	50	0	59	54	108.0%	5	0
HOLMES	6	19	4	29	28	121.7%	1	0
JEFFERSON #1	16	39	0	55	30	76.9%	25	13
JEFFERSON #2	7	56	0	63	58	103.6%	5	0
JEFFERSON #3	1	17	0	18	14	82.4%	4	0
MAHONING #2	34	190	2	226	193	100.5%	33	2
MAHONING #3	15	35	0	50	44	125.7%	6	2
MAHONING #4	136	518	9	663	552	104.7%	111	1
MAHONING #5	6	25	0	31	26	104.0%	5	1
MEIGS	7	73	0	80	68	93.2%	12	0
MONROE	0	0	0	0	0	-	0	0
MONTGOMERY #1	188	551	0	739	557	101.1%	182	59
MONTGOMERY #2	115	443	1	559	541	121.8%	18	0
MORGAN	2	40	1	43	36	87.8%	7	0
MUSKINGUM	7	114	0	121	112	98.2%	9	0
NOBLE	1	12	3	16	11	73.3%	5	1
PAULDING	7	34	0	41	36	105.9%	5	0
PERRY	38	160	0	198	162	101.3%	36	1
PIKE	207	97	0	304	29	29.9%	275	193
PUTNAM	3	31	0	34	30	96.8%	4	0
SANDUSKY #1	10	44	0	54	50	113.6%	4	0
SANDUSKY #2	11	10	0	21	18	180.0%	3	0
TRUMBULL (C)	21	72	0	93	72	100.0%	21	0
TRUMBULL (E)	0	41	1	42	31	73.8%	11	0
TUSCARAWAS	29	160	0	189	168	105.0%	21	0
VINTON	3	37	0	40	38	102.7%	2	0
WARREN	17	173	2	192	173	98.9%	19	0
STATEWIDE	1,321	5,055	28	6,404	5,197	102.2%	1,207	278

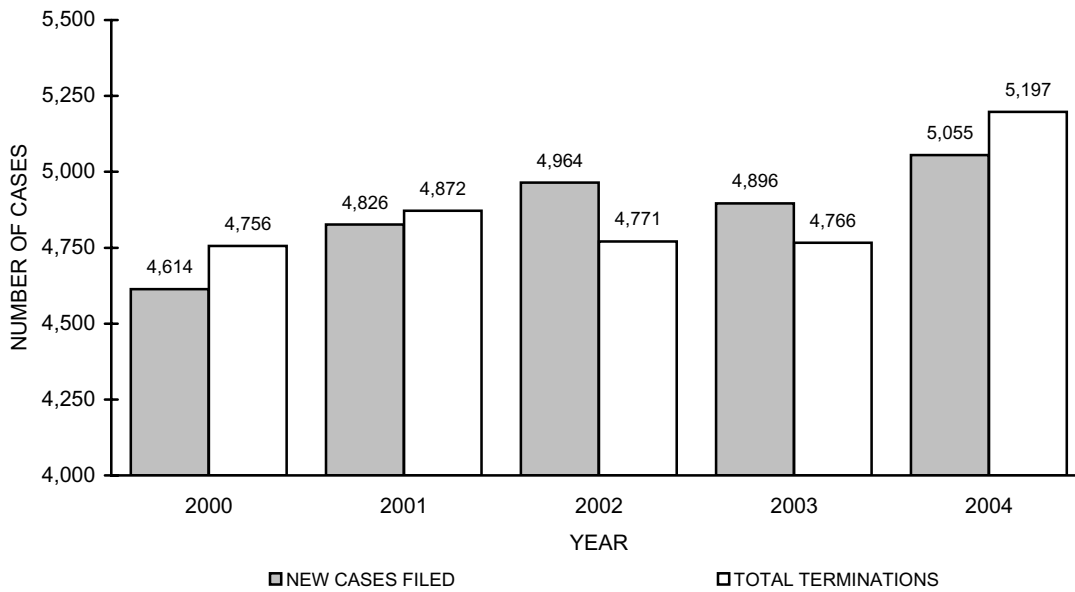
42

**COUNTY COURTS**  
**F.E.D. TERMINATIONS**  
2004

COURT	JURY TRIAL	COURT TRIAL	DEFAULT HEARING BY JUDGE	DEFAULT HEARING BY MAGISTRATE	DISMISSAL			TRANS-FERRED OUT	PRIVATE JUDGE REFERRAL	BANKRUPTCY		OTHER TERMINATIONS	TOTAL TERMINATIONS
					FOR WANT OF PROSECUTION	OTHER DISMISSALS	UNAVAILABILITY OF PARTY			STAY / INTER-LOCUTORY APPEAL			
ADAMS	0	0	70	0	37	0	0	0	0	0	0	1	108
ASHTABULA (E)	0	0	33	0	0	25	2	0	0	0	0	2	62
ASHTABULA (W)	0	0	62	0	1	72	0	0	0	0	0	0	135
BELMONT (E)	0	0	47	0	0	21	0	0	0	0	0	6	74
BELMONT (N)	0	0	64	0	0	26	0	0	1	0	0	0	91
BELMONT (W)	0	0	22	0	0	6	0	0	0	1	4	33	
BUTLER #1	0	0	0	53	3	18	0	0	0	0	0	0	74
BUTLER #2	0	1	17	70	1	343	0	0	1	2	1	436	
BUTLER #3	0	0	1	274	0	397	0	0	0	3	0	675	
CARROLL	0	0	26	0	0	29	0	0	0	0	2	57	
DARKE	0	0	106	0	0	20	0	0	0	1	0	127	
ERIE	0	0	17	0	0	4	0	0	0	0	0	21	
FULTON (E)	0	0	18	0	0	26	0	0	2	0	5	51	
FULTON (W)	0	0	61	0	0	26	0	0	0	0	0	87	
HARRISON	0	0	22	0	0	13	0	0	0	0	0	35	
HIGHLAND	0	0	40	0	1	13	0	0	0	0	0	54	
HOLMES	0	4	14	0	0	8	0	0	0	0	2	28	
JEFFERSON #1	0	0	23	0	0	6	0	0	0	0	1	30	
JEFFERSON #2	0	0	37	0	0	14	6	0	1	0	0	58	
JEFFERSON #3	0	0	7	0	0	1	1	0	4	1	0	14	
MAHONING #2	0	1	121	11	0	57	0	0	0	2	1	193	
MAHONING #3	0	0	27	0	0	16	0	0	0	0	1	44	
MAHONING #4	0	2	203	30	3	293	2	0	3	4	12	552	
MAHONING #5	0	0	20	0	0	4	0	0	0	0	2	26	
MEIGS	0	0	51	0	0	14	0	0	0	0	3	68	
MONROE	0	0	0	0	0	0	0	0	0	0	0	0	
MONTGOMERY #1	1	45	320	0	41	137	12	0	0	1	0	557	
MONTGOMERY #2	0	2	406	1	2	129	0	0	0	1	0	541	
MORGAN	0	10	9	0	0	16	1	0	0	0	0	36	
MUSKINGUM	0	0	111	0	0	1	0	0	0	0	0	112	
NOBLE	0	3	0	0	0	5	0	0	0	0	3	11	
PAULDING	0	0	26	0	0	10	0	0	0	0	0	36	
PERRY	0	0	122	0	23	15	0	0	0	1	1	162	
PIKE	0	0	5	0	0	24	0	0	0	0	0	29	
PUTNAM	0	0	0	0	0	6	0	0	0	0	24	30	
SANDUSKY #1	0	1	29	0	0	18	0	0	0	0	2	50	
SANDUSKY #2	0	0	14	0	0	4	0	0	0	0	0	18	
TRUMBULL (C)	0	0	30	0	6	36	0	0	0	0	0	72	
TRUMBULL (E)	0	0	22	0	3	4	2	0	0	0	0	31	
TUSCARAWAS	0	0	82	0	0	85	0	0	0	0	1	168	
VINTON	0	0	26	0	0	9	0	0	0	0	3	38	
WARREN	0	3	0	168	0	2	0	0	0	0	0	173	
STATEWIDE	1	72	2,311	607	121	1,953	26	0	12	17	77	5,197	

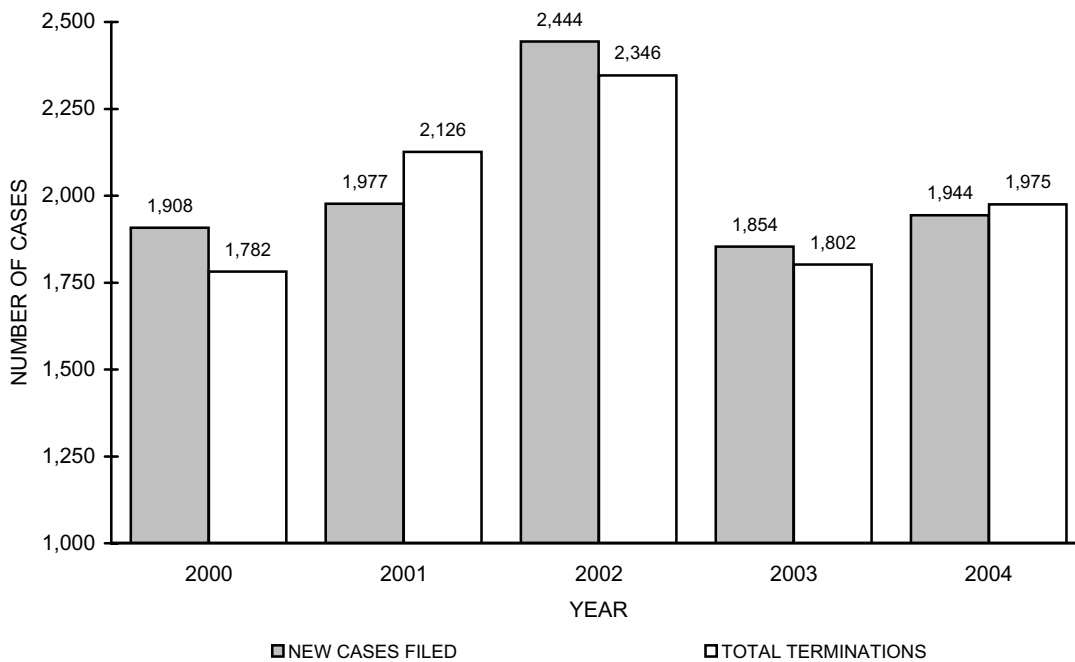
### COUNTY COURTS

F.E.D. Cases  
2000-2004



### COUNTY COURTS

Other Civil Cases  
2000-2004



**COUNTY COURTS**  
**OTHER CIVIL OVERALL CASELOADS**  
2004

COURT	CASES PENDING JANUARY 1	NEW FILINGS	REACTIVATIONS AND TRANSFERS	TOTAL CASES	TOTAL TERMIN- ATIONS	CLEARANCE RATE	CASES PENDING DECEMBER 31	CASES PENDING BEYOND TIME GUIDELINES
ADAMS	8	16	0	24	15	93.8%	9	3
ASHTABULA (E)	9	55	0	64	51	92.7%	13	2
ASHTABULA (W)	0	10	1	11	10	90.9%	1	0
BELMONT (E)	0	12	0	12	12	100.0%	0	0
BELMONT (N)	0	5	1	6	5	83.3%	1	0
BELMONT (W)	0	0	0	0	0	-	0	0
BUTLER #1	10	29	0	39	27	93.1%	12	0
BUTLER #2	5	33	0	38	22	66.7%	16	0
BUTLER #3	19	35	0	54	24	68.6%	30	0
CARROLL	115	273	1	389	281	102.6%	108	0
DARKE	1	26	0	27	27	103.8%	0	0
ERIE	10	52	0	62	50	96.2%	12	0
FULTON (E)	75	294	1	370	291	98.6%	79	0
FULTON (W)	89	416	1	506	429	102.9%	77	0
HARRISON	2	5	0	7	6	120.0%	1	0
HIGHLAND	1	3	0	4	2	66.7%	2	0
HOLMES	1	6	0	7	7	116.7%	0	0
JEFFERSON #1	0	0	0	0	0	-	0	0
JEFFERSON #2	0	0	0	0	0	-	0	0
JEFFERSON #3	2	1	0	3	2	200.0%	1	0
MAHONING #2	26	56	1	83	65	114.0%	18	1
MAHONING #3	0	9	0	9	6	-	3	0
MAHONING #4	9	30	0	39	36	120.0%	3	0
MAHONING #5	0	14	0	14	6	42.9%	8	0
MEIGS	3	5	0	8	7	140.0%	1	0
MONROE	33	107	0	140	120	112.1%	20	0
MONTGOMERY #1	8	59	1	68	54	90.0%	14	0
MONTGOMERY #2	6	75	0	81	79	105.3%	2	0
MORGAN	0	3	1	4	3	75.0%	1	0
MUSKINGUM	1	29	0	30	29	100.0%	1	0
NOBLE	3	1	3	7	5	125.0%	2	0
PAULDING	48	101	7	156	124	114.8%	32	1
PERRY	2	3	0	5	3	100.0%	2	0
PIKE	18	13	0	31	6	46.2%	25	18
PUTNAM	0	6	0	6	6	100.0%	0	0
SANDUSKY #1	0	4	0	4	4	100.0%	0	0
SANDUSKY #2	2	7	1	10	6	75.0%	4	0
TRUMBULL (C)	0	0	0	0	0	-	0	0
TRUMBULL (E)	3	2	0	5	4	200.0%	1	0
TUSCARAWAS	0	5	0	5	4	80.0%	1	0
VINTON	35	119	1	155	120	100.0%	35	0
WARREN	1	25	1	27	27	103.8%	0	0
STATEWIDE	545	1,944	21	2,510	1,975	100.5%	535	25

42

**COUNTY COURTS**  
**OTHER CIVIL TERMINATIONS**

2004

COURT	JURY TRIAL	COURT TRIAL	DISMISSAL					BANKRUPTCY				TOTAL TERMINATIONS	
			DEFAULT HEARING BY JUDGE	DEFAULT HEARING BY MAGISTRATE	FOR WANT OF PROSECUTION	OTHER DISMISSALS	TRANSFERRED OUT	PRIVATE JUDGE REFERRAL	UNAVAILABLE OF PARTY	STAY / INTER-LOCUTORY APPEAL	OTHER TERMINATIONS		
ADAMS	0	0	11	0	4	0	0	0	0	0	0	0	15
ASHTABULA (E)	0	1	35	0	0	12	0	0	0	1	2	51	
ASHTABULA (W)	0	0	8	1	0	1	0	0	0	0	0	10	
BELMONT (E)	0	0	11	0	0	1	0	0	0	0	0	12	
BELMONT (N)	0	0	1	0	0	2	0	0	0	0	2	5	
BELMONT (W)	0	0	0	0	0	0	0	0	0	0	0	0	
BUTLER #1	0	0	21	0	0	6	0	0	0	0	0	27	
BUTLER #2	0	0	14	1	0	7	0	0	0	0	0	22	
BUTLER #3	0	0	24	0	0	0	0	0	0	0	0	24	
CARROLL	0	0	190	0	0	70	0	0	1	18	2	281	
DARKE	0	0	26	0	0	1	0	0	0	0	0	27	
ERIE	0	0	43	0	0	7	0	0	0	0	0	50	
FULTON (E)	0	0	209	0	0	47	0	0	9	0	26	291	
FULTON (W)	0	0	374	0	0	55	0	0	0	0	0	429	
HARRISON	0	0	2	0	0	4	0	0	0	0	0	6	
HIGHLAND	0	0	1	0	0	0	0	0	0	1	0	2	
HOLMES	0	0	7	0	0	0	0	0	0	0	0	7	
JEFFERSON #1	0	0	0	0	0	0	0	0	0	0	0	0	
JEFFERSON #2	0	0	0	0	0	0	0	0	0	0	0	0	
JEFFERSON #3	0	0	0	0	0	0	0	0	2	0	0	2	
MAHONING #2	1	10	30	1	0	23	0	0	0	0	0	65	
MAHONING #3	0	0	3	0	0	2	0	0	0	0	1	6	
MAHONING #4	0	0	14	2	0	6	0	0	0	0	14	36	
MAHONING #5	0	0	2	0	0	3	0	0	0	0	1	6	
MEIGS	0	0	1	0	0	6	0	0	0	0	0	7	
MONROE	0	0	0	0	0	8	0	0	1	2	109	120	
MONTGOMERY #1	0	0	1	0	0	1	0	0	0	0	52	54	
MONTGOMERY #2	0	0	0	0	0	1	0	0	0	0	78	79	
MORGAN	0	0	2	0	0	1	0	0	0	0	0	3	
MUSKINGUM	0	0	26	0	0	3	0	0	0	0	0	29	
NOBLE	0	0	1	0	0	0	0	0	0	0	4	5	
PAULDING	0	0	96	0	0	28	0	0	0	0	0	124	
PERRY	0	0	1	0	0	1	0	0	0	0	1	3	
PIKE	0	0	4	0	0	2	0	0	0	0	0	6	
PUTNAM	0	0	0	0	0	0	0	0	0	0	6	6	
SANDUSKY #1	0	0	4	0	0	0	0	0	0	0	0	4	
SANDUSKY #2	1	0	4	0	0	1	0	0	0	0	0	6	
TRUMBULL (C)	0	0	0	0	0	0	0	0	0	0	0	0	
TRUMBULL (E)	0	2	1	0	0	0	0	0	0	0	1	4	
TUSCARAWAS	0	0	1	0	0	1	0	0	0	0	2	4	
VINTON	0	0	103	0	0	10	0	0	0	0	7	120	
WARREN	0	1	0	26	0	0	0	0	0	0	0	27	
STATEWIDE	2	14	1,271	31	4	310	0	0	13	22	308	1,975	

42

**COUNTY COURTS**  
**SMALL CLAIMS OVERALL CASELOADS**  
2004

COURT	CASES	REACTIVATIONS		TOTAL CASES	TOTAL TERMIN- ATIONS	CLEARANCE RATE	CASES	CASES PENDING
	PENDING JANUARY 1	NEW FILINGS	AND TRANSFERS				PENDING DECEMBER 31	BEYOND TIME GUIDELINES
ADAMS	25	62	0	87	70	112.9%	17	8
ASHTABULA (E)	35	152	0	187	166	109.2%	21	14
ASHTABULA (W)	39	94	0	133	113	120.2%	20	1
BELMONT (E)	44	213	0	257	214	100.5%	43	6
BELMONT (N)	45	277	0	322	266	96.0%	56	0
BELMONT (W)	18	180	0	198	179	99.4%	19	2
BUTLER #1	81	142	0	223	191	134.5%	32	0
BUTLER #2	25	88	3	116	93	102.2%	23	0
BUTLER #3	64	237	1	302	234	98.3%	68	0
CARROLL	52	273	1	326	298	108.8%	28	0
DARKE	33	254	0	287	251	98.8%	36	0
ERIE	4	50	0	54	46	92.0%	8	0
FULTON (E)	70	394	1	465	393	99.5%	72	7
FULTON (W)	107	598	0	705	613	102.5%	92	0
HARRISON	13	78	0	91	81	103.8%	10	1
HIGHLAND	6	102	1	109	86	83.5%	23	0
HOLMES	69	470	0	539	529	112.6%	10	0
JEFFERSON #1	17	107	1	125	112	103.7%	13	7
JEFFERSON #2	24	113	0	137	127	112.4%	10	0
JEFFERSON #3	25	63	1	89	74	115.6%	15	1
MAHONING #2	77	409	3	489	364	88.3%	125	2
MAHONING #3	15	53	0	68	54	101.9%	14	4
MAHONING #4	125	506	5	636	539	105.5%	97	16
MAHONING #5	55	154	3	212	167	106.4%	45	4
MEIGS	37	124	0	161	141	113.7%	20	1
MONROE	10	81	0	91	85	104.9%	6	0
MONTGOMERY #1	26	139	0	165	129	92.8%	36	1
MONTGOMERY #2	79	286	0	365	288	100.7%	77	10
MORGAN	3	40	0	43	38	95.0%	5	0
MUSKINGUM	15	81	0	96	87	107.4%	9	0
NOBLE	4	21	1	26	26	118.2%	0	0
PAULDING	41	229	1	271	237	103.0%	34	0
PERRY	23	193	0	216	195	101.0%	21	1
PIKE	102	118	0	220	106	89.8%	114	96
PUTNAM	20	173	0	193	174	100.6%	19	3
SANDUSKY #1	14	145	2	161	151	102.7%	10	0
SANDUSKY #2	17	58	0	75	58	100.0%	17	0
TRUMBULL (C)	20	91	0	111	105	115.4%	6	0
TRUMBULL (E)	9	177	0	186	158	89.3%	28	2
TUSCARAWAS	34	127	0	161	135	106.3%	26	2
VINTON	20	101	0	121	104	103.0%	17	1
WARREN	37	132	2	171	147	109.7%	24	1
STATEWIDE	1,579	7,385	26	8,990	7,624	102.9%	1,366	191

42

**COUNTY COURTS**  
**SMALL CLAIMS TERMINATIONS**

2004

COURT	HEARING BY JUDGE	HEARING BY MAGISTRATE	TRANSFER TO REGULAR CIVIL DOCKET	DISMISSAL FOR WANT OF PROSECUTION	OTHER DISMIS- SALS	UNAVAIL- ABILITY OF ACCUSED	BANKRUPTCY STAY/INTERLOC- UTORY APPEAL	OTHER TERMIN- ATIONS	TOTAL TERMIN- ATIONS
ADAMS	45	0	0	20	1	0	2	2	70
ASHTABULA (E)	107	0	0	1	56	0	0	2	166
ASHTABULA (W)	56	0	0	0	53	0	4	0	113
BELMONT (E)	146	0	0	0	54	0	0	14	214
BELMONT (N)	164	0	1	0	88	1	4	8	266
BELMONT (W)	114	0	0	0	51	0	2	12	179
BUTLER #1	0	103	1	11	76	0	0	0	191
BUTLER #2	13	44	5	4	26	1	0	0	93
BUTLER #3	5	145	7	0	70	0	4	3	234
CARROLL	182	0	0	0	116	0	0	0	298
DARKE	179	0	0	0	67	0	2	3	251
ERIE	27	0	0	0	19	0	0	0	46
FULTON (E)	246	0	0	0	122	7	0	18	393
FULTON (W)	472	0	0	0	122	0	0	19	613
HARRISON	54	0	0	0	27	0	0	0	81
HIGHLAND	60	0	0	0	26	0	0	0	86
HOLMES	322	0	1	0	206	0	0	0	529
JEFFERSON #1	78	0	2	0	31	0	0	1	112
JEFFERSON #2	83	0	1	0	37	6	0	0	127
JEFFERSON #3	29	0	16	0	2	24	1	2	74
MAHONING #2	162	67	0	0	114	0	3	18	364
MAHONING #3	42	0	0	0	9	0	0	3	54
MAHONING #4	296	49	1	5	168	1	8	11	539
MAHONING #5	76	0	1	0	75	0	3	12	167
MEIGS	91	0	0	0	30	0	2	18	141
MONROE	0	0	0	0	10	0	1	74	85
MONTGOMERY #1	61	0	15	0	50	0	1	2	129
MONTGOMERY #2	154	0	7	11	109	0	2	5	288
MORGAN	20	0	2	0	16	0	0	0	38
MUSKINGUM	87	0	0	0	0	0	0	0	87
NOBLE	3	0	11	2	3	0	0	7	26
PAULDING	175	0	0	0	59	0	3	0	237
PERRY	127	0	1	52	8	0	5	2	195
PIKE	54	0	0	0	50	0	2	0	106
PUTNAM	111	0	0	0	57	0	0	6	174
SANDUSKY #1	114	1	2	0	31	0	1	2	151
SANDUSKY #2	34	0	3	0	21	0	0	0	58
TRUMBULL (C)	62	0	0	3	36	1	3	0	105
TRUMBULL (E)	127	0	3	5	21	0	1	1	158
TUSCARAWAS	88	0	0	0	43	0	0	4	135
VINTON	72	0	0	0	29	0	0	3	104
WARREN	1	144	0	0	0	0	0	2	147
STATEWIDE	4,339	553	80	114	2,189	41	54	254	7,624

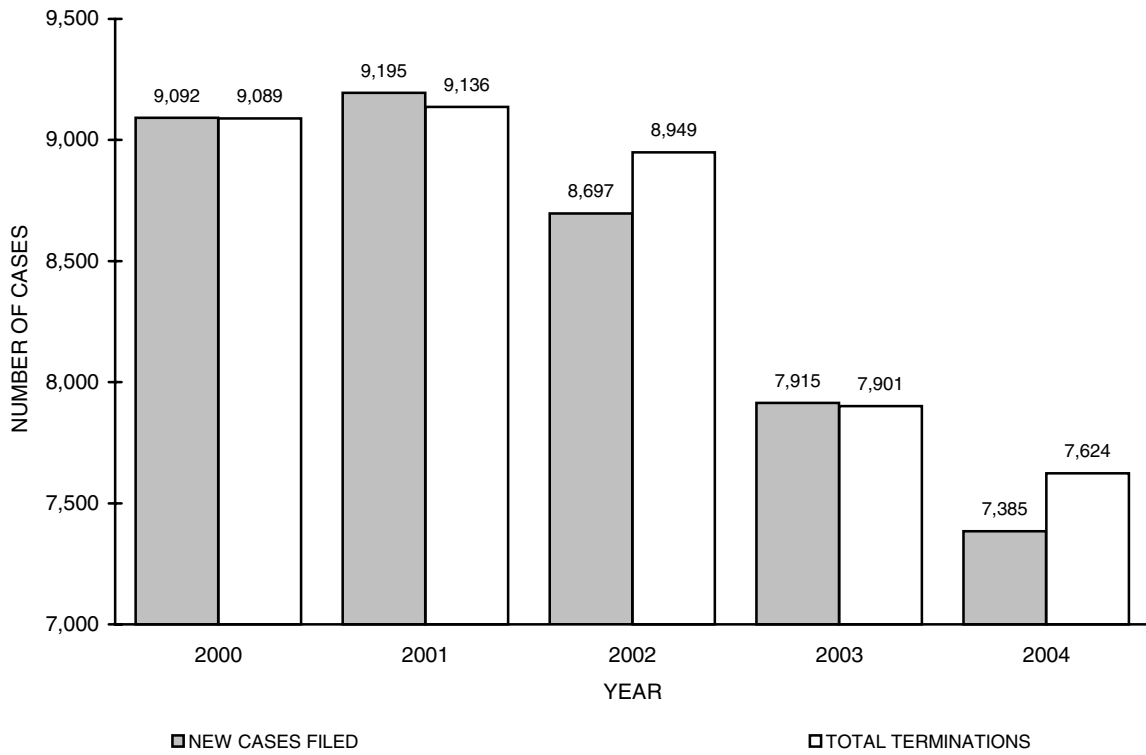
42



**COUNTY COURTS**

Small Claims Cases


2000-2004



# Section K

---

## Definitions



Fairfield County Courthouse  
Lancaster

## DEFINITIONS

The following definitions are adapted from the implementation manual published pursuant to the *Supreme Court Rules of Superintendence*. They apply only to terms that are found both on the report forms submitted to the Supreme Court of Ohio and on the summary tables included in the *Ohio Courts Summary*.

### COURTS OF COMMON PLEAS, MUNICIPAL COURTS, AND COUNTY COURTS

**Admission** Uncontested cases terminated by admission, default, or agreement.

**Adult Cases R.C. 2919.24** Juvenile court cases brought against an adult who is the defendant accused of contributing to the neglect, unruliness, or delinquency of a minor.

**All Others** Any case that cannot appropriately be recorded in a listed category.

**Bankruptcy Stay/Interlocutory Appeal** Cases in which a bankruptcy stay has been issued or an interlocutory appeal taken. Once the stay is removed or the case remanded, the case is reactivated.

**Certification/Waiver Granted** Juvenile delinquency cases transferred for criminal prosecution to the appropriate court having jurisdiction of the offense; more commonly referred to as "bindovers".

**Change of Custody** Post-decree domestic relations cases in which the court must adjudicate a motion for change of custody, including requests for change of custody based upon an election of the child and cases where custody is contested. Juvenile cases are included where there is an application for writ of habeas corpus involving the custody of a child or where a motion for change of custody is filed pursuant to Juv. R. 10(A).

**Clearance Rate** In all case types, clearance rate is a statistical calculation that compares the number of cases filed during the year to the number of cases terminated during the same year. It is determined by dividing the total number of terminations by the total number of new filings, reactivations and transfers. It is expressed as a percentage. For example, if 50 terminations and 100 total filings are reported then the clearance rate would be 50%.

**Court Trial** A case is considered terminated by trial to the court (i.e. judge) if judgment is rendered after the first witness is sworn.

**Criminal** Cases in which a person is charged with violation of a state law or local ordinance other than a traffic law or ordinance. For purposes of tracking the age of the case for these reports, the case begins at arraignment.

**Default** Cognovit judgments and default judgments in civil cases.

**Default/Uncontested** Domestic relations cases in which there is no responsive pleading filed or the defendant fails to appear in person or through counsel.

**Delinquency** Juvenile cases filed concerning a delinquent child, as defined by R.C. 2152.02.

**Dependency, Neglect, or Abuse** Juvenile cases concerning the neglected child, as defined by R.C. 2151.03; the dependent child, as defined by R.C. 2151.04; or the abused child, as defined by R.C. 2151.031.

**Dismissals** Before or after pre-trial conference, but prior to the swearing of the first witness, the case is dismissed by the judge or prosecutor with or without prejudice.

**Dismissals for Want of Prosecution (Civil Cases) or Lack of Speedy Trial (Criminal Cases)**

Cases dismissed pursuant to R.C. 2945.73 or Sup. R. 40 for want of prosecution within the prescribed time limits. This termination line does not track criminal cases dismissed for want of prosecution.

**Dissolution of Marriage** Domestic relations cases in which a petition for dissolution of marriage has been filed pursuant to R.C. 3105.63, with or without minor children.

**Diversion or Arbitration** Criminal cases where diversion has been granted after arraignment on the indictment or information, but not as a condition of a sentence placing the accused on probation. In civil cases in which the court has adopted a mandatory arbitration rule, the referral of the case to arbitration does not constitute a termination. A case is reported as terminated by arbitration after a report and award have been filed and the period for the filing of an appeal or exception has run.

**Domestic Violence** Domestic violence actions filed as separate cases pursuant to R.C. 3113.31. This does not include miscellaneous matters filed in pending cases such as motions to evict.

**Guilty/No Contest Plea to Reduced Charge** Criminal cases terminated by the acceptance of a plea of guilty or no contest to a reduced charge. The change of plea must occur prior to the swearing of the jury or the swearing of the first witness in a court trial.

**Jury Trial** A case is considered terminated by jury trial if judgment is rendered after the jury is sworn regardless of the outcome of the trial.

**Mediation/Conciliation** Domestic relations cases in which a petition for conciliation has been filed or a referral to mediation has been made. Petition or referral seeks to defer further action and prevents or suspends proceedings for divorce, annulment, or alimony.

**Motion for Permanent Custody** Juvenile cases in which a complaint or motion for permanent custody has been filed when custody is contested. This does not include voluntary placements.

**Other Civil Cases** Civil cases that are not included within any of the other categories. Ancillary proceedings are not reported as cases.

**Parentage** Cases brought pursuant to R.C. Chapter 3111., the Uniform Parentage Act. Once paternity is established, the parentage case is considered terminated for reporting purposes.

**Personal Injury** Civil cases in which the principal issue is liability for, or the amount of damages to be received for, allegedly tortious conduct resulting in personal injury.

**Support Enforcement/Modification** Post-decree domestic relations cases in which it is alleged that there has been disobedience of, or resistance to, a lawful judgment of the court requiring the payment of support. A case is reported only once, regardless of the number of pending motions.

**Traffic** Cases dealing with matters involving traffic offenders. Juveniles, as defined by R.C. 2152.02 (N), and adult traffic cases include any violation of state law or local ordinance arising out of the use of a motor vehicle except those involving OVI charges.

**Transfer to Another Judge or Court** Cases terminated by virtue of transferring the case from one judge to another judge within the same division of a court by an assignment of the administrative judge or by transferring the case to another court. This action constitutes complete divestment of responsibility by the original judge.

**Trial by Judge** Contested matters terminated as a result of a hearing conducted by a judge.

**Trial by Magistrate** Contested cases settled or dismissed, or in which the accused changes plea after the first witness has been sworn. This category is limited to substantive hearings held by a magistrate.

**Unavailability of Accused for Trial or Sentencing** Cases terminated when a defendant is unavailable due to mental status, incarceration on other charges, or flight from custody. The mere failure of the accused to appear at the time the case is set for trial or hearing does not, in itself, authorize termination by reason of unavailability.

**Unruly** Juvenile cases concerning unruly children, as defined by R.C. 2151.022.

**U.I.F.S.A.** Cases brought pursuant to R.C. Chapter 3115, the Uniform Interstate Family Support Act, that are handled by the domestic relations or juvenile divisions, including cases initiated in Ohio and cases in which Ohio is the responding state.

**Visitation Enforcement/Modification** Post-decree domestic relations cases in which it is alleged there has been disobedience of, or resistance to, lawful judgment of the court relative to child visitation rights. A case is listed only once, regardless of the number of pending motions.

**Voluntary Dismissal** Voluntary withdrawal of a pending domestic relations action, for any reason, by the person who originally filed the cause or action.

**Workers' Compensation** Appeals filed under R.C. 4123.512, including noncompliance actions by the state for recovery of benefits or of premiums, and mandamus actions arising from claims or awards.

## MUNICIPAL AND COUNTY COURTS ONLY

### DEFINITIONS FOR COMMON PLEAS COURTS APPLY TO MUNICIPAL AND COUNTY COURTS WITH THE FOLLOWING ADDITIONS:

**F.E.D.** (Forcible Entry and Detainer) A summary proceeding initiated under R.C. 1923. or 5321. for restoring possession of real property to one who is wrongfully kept out or has been wrongfully deprived of possession.

**Felony** A felony is defined by R.C. 2901.02 and Crim. R. 2 as an offense specifically classified as a felony, regardless of penalty, or an offense in which imprisonment for more than one year can be imposed. When transferred to the common pleas court, these cases will be reported as criminal cases by the receiving court.

**Misdemeanors** A misdemeanor is defined by R.C. 2901.02 and Crim. R. 2 as an offense specifically classified as a misdemeanor, or an offense in which imprisonment for not more than one year can be imposed. While traffic offenses fall within this definition, they are reported as OVI or other traffic offenses (see below) and not as misdemeanors.

**O.V.I.** (Operating a Vehicle while Under the Influence). Cases that include a violation of R.C. 4511.19 or of any local ordinance that prohibits operating a motor vehicle while under the influence of alcohol or any drug of abuse.


**Other Traffic** A misdemeanor charged under a statute or an ordinance arising out of the use of any type of vehicle that is generally used on the roads of the state, except an OVI offense. Parking violations are not included in this category or anywhere else in the *Ohio Courts Summary*.

**Small Claims** Civil actions brought under R.C. 1925. for the recovery of small debts and accounts, not exceeding two thousand dollars, exclusive of interest and costs.

**Transfer** This category includes cases bound over to a grand jury as a result of waiver of a preliminary hearing, small claims cases transferred to the regular civil docket, and cases transferred to the individual docket of a judge under Sup. R. 36.

**Trial/Hearing by Judge** Felony cases bound over to a grand jury as a result of a preliminary hearing and other cases terminated in particular sessions by a judge.

**Violations Bureau** This termination type includes misdemeanor and other traffic cases terminated by payment of a fine at a Traffic Violations Bureau.



# THE SUPREME COURT *of* OHIO

Judicial & Court Services Division  
Case Management Section  
65 South Front Street  
Columbus, Ohio 43215-3431  
614.387.9410 ■ 800.826.9010

